



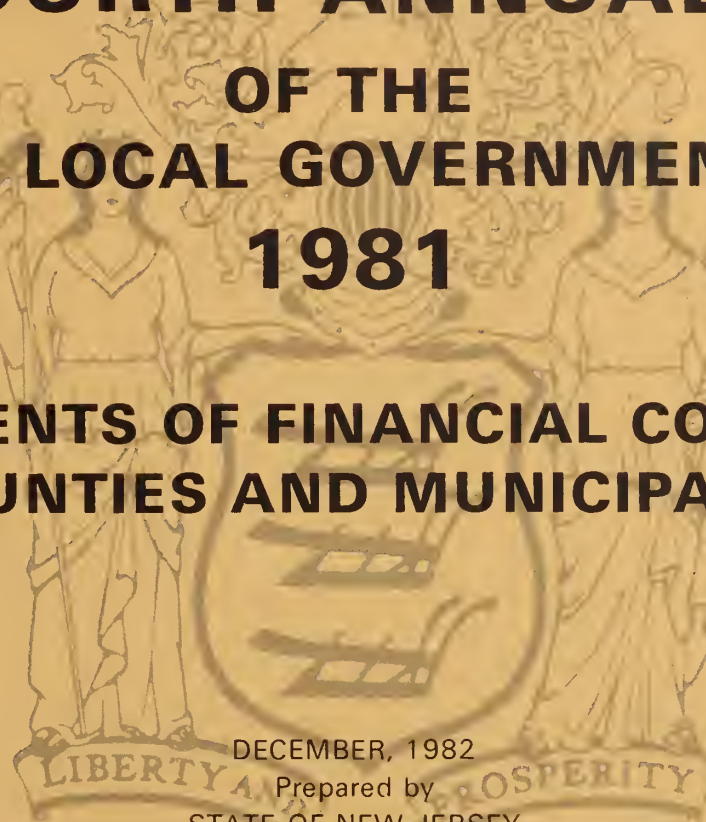
Digitized by the Internet Archive
in 2013

<http://archive.org/details/reportofdi1981newj>

974.901
L 852.1
C 1

FORTY-FOURTH ANNUAL REPORT OF THE DIVISION OF LOCAL GOVERNMENT SERVICES 1981

STATEMENTS OF FINANCIAL CONDITION OF COUNTIES AND MUNICIPALITIES



DECEMBER, 1982

Prepared by

STATE OF NEW JERSEY

DEPARTMENT OF COMMUNITY AFFAIRS

DIVISION OF LOCAL GOVERNMENT SERVICES

Thomas H. Kean
Governor

John P. Renna
Commissioner

PROPERTY OF
JERSEY STATE LIBRARY
FEB 9 1983
140 W. State St.

\$25.00

**FORTY-FOURTH ANNUAL REPORT
OF THE
DIVISION OF LOCAL GOVERNMENT SERVICES
1981**

**STATEMENTS OF FINANCIAL CONDITION
OF COUNTIES AND MUNICIPALITIES**



Prepared by
STATE OF NEW JERSEY
DEPARTMENT OF COMMUNITY AFFAIRS
DIVISION OF LOCAL GOVERNMENT SERVICES

Thomas H. Kean
Governor

John P. Renna
Commissioner

Barry Skokowski
Director

TABLE OF CONTENTS

Letter of Transmittal	1
Foreword	2
Composition of Local Finance Board and State Officials	3
Acknowledgement	4
Statewide Totals for 1981 and Types of Local Government Units in New Jersey	5
 POPULATION DATA	
Table 1: Population Classification of New Jersey Counties and Cities	6
Table 2: Local Units Ranked by Population - 1981 Estimates	7
 COUNTY GOVERNMENT FISCAL DATA	
A two page set for each county follows:	12
1. County Government Fiscal Data	
2. Map of the County	
3. Summary Map of County Units	54
4. Summary of 21 County Government Data Sheets	56
 MUNICIPAL FISCAL DATA SUMMARIZED BY COUNTIES	
1. Summary of 567 Municipal Government Data Sheets	57
2. Municipal Fiscal Summaries by Counties	58
 MUNICIPAL FISCAL DATA	
One page per municipality, arranged alphabetically by name of municipality.	79
 MUNICIPALITIES OPERATING UNDER SPECIAL STATUTORY FORMS OF GOVERNMENT	646
 SUMMARY OF STATEWIDE FINANCES, EXPENDITURES AND REVENUES	
Table 3: Summary of Current Finances of all Municipalities and Counties - 1977-1981	647
Table 4: Summary of Expenditures and Revenues of all County Governments - 1977-1981	648
Table 5: Summary of Expenditures and Revenues of all Municipalities - 1977-1981	649
 DATA ON DEBT	
Graph: Debt Trends of New Jersey Municipalities and Counties	650
Table 6: Statewide Trends in Statutory Net Capital Debt	651
Table 7: Total Gross and Net Debt of Counties and Municipalities by County	652
Table 8: Authority Debt	653
 DATA ON LOCAL TAXATION	
Table 9: Trends in Current and Delinquent Local Property Taxes	656
Table 10: Special District Tax Levies in 1981	657
Table 11: State Equalized Property Tax Rates - All Municipalities by County	658
 DATA ON MUNICIPALLY OPERATED UTILITIES	
Table 12: Finances of Municipally Operated Utilities	666
 GENERAL REVENUE SHARING UTILIZATION BY ALL LOCAL UNITS FOR THE YEAR 1981	674
 STATUTORY FORMS OF LOCAL UNIT GOVERNMENT	675
 SUPPLEMENTARY DATA	
TABLE 13: County Local Health Services and Vocational School Taxes	676
 GLOSSARY	678



JOHN P. RENNA
COMMISSIONER

STATE OF NEW JERSEY
DEPARTMENT OF COMMUNITY AFFAIRS
363 WEST STATE STREET
CN 800
TRENTON, N.J. 08625

TO: THE HONORABLE THOMAS H. KEAN
GOVERNOR

MEMBERS - NEW JERSEY LEGISLATURE

FROM: JOHN P. RENNA, COMMISSIONER
DEPARTMENT OF COMMUNITY AFFAIRS

A handwritten signature in dark ink, appearing to be "JR" or "JPR", written in a cursive style.

I am pleased to transmit the Forty-fourth Annual Report of the Division of Local Government Services.

In accordance with State law, the report includes comparative financial statistics of all municipalities and counties in the State. The statistics are tabulated to highlight the cost of government, the costs of principal services, the amount of debt incurred and other pertinent data.

FOREWORD

This report, the Forty-fourth in a series which has been published consecutively since 1938, is reflective of and parallels closely all preceding reports. The staff of the Division of Local Government Services exerted great efforts to insure that this edition of the report would be received in a timely fashion this year.

The tenth year of the General Revenue Sharing Program enacted in 1972 is included in the body of the report. Revenue Sharing budgeted receipts are indicated separately as revenue realized, and expenditures from these receipts are incorporated into the regular expenditure listings.

Information pertinent to the form of government and the number of members on the governing body is exhibited on each local unit page. Definitional information relative to statutory forms of government appears towards the end of the report. Similarly, a tabulation is provided listing the different types of governmental forms by county units.

As in prior years, care has been taken to preserve the comparability of data and to present in convenient form current financial and other statistics of the 588 local units of New Jersey government without diminishing the value of these reports as a historical series. The availability of current statistics of local finance has been of increasingly significant value to federal, state and local government officials, research groups, students of local finance and investors in municipal and school bond markets.

The financial statistics contained in this report have been assembled from financial statements prepared by the chief financial officer of the local unit. Computer checks applied to this data and our studies conclude that these statements are adequate for reporting purposes.

In addition to the municipal and county financial data, there are a number of special tables comparing revenues and expenditures, debt trends and equalized tax rated over the current decade. Also, tables listing each local unit in descending population order and another describing municipally operated utilities are provided.

A glossary providing essential information for the proper use of specific data is presented at the end of the report to assist those who may be unfamiliar with municipal finance and its terminology.

STATE OF NEW JERSEY
Thomas H. Kean, Governor

DEPARTMENT OF COMMUNITY AFFAIRS
John P. Renna, Commissioner

DIVISION OF LOCAL GOVERNMENT SERVICES
Barry Skokowski, Director
Carmine E. Capone, Deputy Director

MEMBERS OF THE LOCAL FINANCE BOARD

Barry Skokowski, Chairman
William F. Smith, Vice Chairman
Sheldon Blum
Paul Contillo
Elwood Davis
Philip Portnoy
Rober Miller
Helen Mathews, Secretary

ACKNOWLEDGEMENTS

The Forty-fourth edition of this Annual Report was prepared by the Division's Local Government Support Services Unit. Grateful acknowledgement is extended to the following staff members: David S. Grimm who coordinated the Report's preparation, provided overall support, and supervised the data compilation; Anthony Celentano who wrote and updated the computer programs that structured the data necessary for generating the municipal and county sheets; Mary Roberts, Barbara Fell, Helen C. Forchi, Larry Hooker and Frank Haines III for data compilation and verification.

Acknowledgement is also extended to Anthony W. Angelini, Chief of the Bureau of Financial Regulation and Assistance, and his staff for their cooperation in providing ready access to source documents and rendering technical assistance.

Additionally, a debt of gratitude is owed to the Division of Taxation in the Department of Treasury and to the Office of Business Economics in the Department of Labor and Industry for providing us with valuation and population data used in this Report. We are also grateful to the Department of Transportation for allowing us the use of their computers.

General Obligation Bond Ratings for New Jersey municipalities were obtained from: Standard & Poor's Bond Guide, August 1982, Standard & Poor's Corp., NY,NY, and Moody's Bond Record, August 1982, Moody's Investors Service, NY,NY.

STATEWIDE TOTALS FOR 1981

Population, 1980 (Revised)	7,364,823
Population, 1981 (Provisional)	7,403,996
Land Area (Square Miles)	7,487.32
Net Valuation Taxable-Municipal	\$111,002,530,111
Net Valuation Taxable-County	\$165,022,611,467
State Equalized Valuation	\$167,718,165,094
Tax Levy	\$ 4,191,857,580

TYPES OF LOCAL GOVERNMENT UNITS IN NEW JERSEY

COUNTIES (21)

MUNICIPALITIES (567)

COUNTY	BOROUGH	TOWNSHIP	CITY	TOWN	VILLAGE	TOTAL
Atlantic	3	6	13	1	0	23
Bergen	56	9	3	0	2	70
Burlington	6	31	3	0	0	40
Camden	27	8	2	0	0	37
Cape May	7	4	5	0	0	16
Cumberland	1	10	3	0	0	14
Essex	1	18	2	1	0	22
Gloucester	10	13	1	0	0	24
Hudson	1	2	4	5	0	12
Hunterdon	10	14	1	1	0	26
Mercer	4	8	1	0	0	13
Middlesex	12	10	3	0	0	25
Monmouth	35	15	2	0	1	53
Morris	16	20	0	3	0	39
Ocean	19	14	0	0	0	33
Passaic	10	3	3	0	0	16
Salem	3	11	1	0	0	15
Somerset	12	9	0	0	0	21
Sussex	8	15	0	1	0	24
Union	7	8	5	1	0	21
Warren	2	18	0	3	0	23
Total	250	246	52	16	3	567



TABLE 1
POPULATION CLASSIFICATIONS OF NEW JERSEY COUNTIES AND CITIES
(BASED UPON THE 1980 OFFICIAL CENSUS)

Counties (R.S. 40:17-2)

1st Class	Excess of 600,000 = Essex, Bergen
2nd Class	200,000-600,000 = Burlington, Morris, Union, Passaic, Camden, Middlesex, Mercer, Hudson, Somerset
3rd Class	50,000-200,000 = Not bordering on the Atlantic Ocean = Hunterdon, Salem Gloucester, Cumberland, Sussex, Warren
4th Class	Less than 50,000 = Not bordering on Atlantic Ocean = None
5th Class	Bordering on the Atlantic Ocean, exceeding 100,000 = Monmouth, Atlantic, Ocean
6th Class	Bordering on the Atlantic Ocean, less than 100,000 = Cape May

Cities (R.S. 40:167-2)

1st Class	Exceeding 150,000 = Newark and Jersey City
2nd Class	12,000-150,000
3rd Class	All those not in 1st or 2nd class, except cities bordering upon Atlantic Ocean which are seaside or summer resorts.
4th Class	All cities bordering upon the Atlantic Ocean which are seaside or summer resorts.

LOCAL UNITS RANKED BY POPULATION - 1981 ESTIMATES

7

TABLE 2 - (continued)

<u>MUNICIPALITY</u>	<u>POPULATION</u>	<u>MUNICIPALITY</u>	<u>POPULATION</u>	<u>MUNICIPALITY</u>	<u>POPULATION</u>
Millburn Twp.	19,466	Voorhees Twp.	15,187	Haddonfield Boro.	12,298
Freehold Twp.	19,437	New Hanover Twp.	15,057	Harrison Town	12,216
Egg Harbor Twp.	19,306	Delran Twp.	14,809	Hasbrouck Hgts. Boro.	12,156
Morris Twp.	19,105	Glassboro Boro.	14,745	Hammononton Town	12,113
Wall Twp.	19,074	Dover Town	14,672	Princeton Boro.	11,954
Roxbury Twp.	19,055	Secaucus Town	14,532	Red Bank Boro.	11,937
Rutherford Boro.	19,008	Lacey Twp.	14,451	Washington Twp. (Morris)	11,902
Mount Olive Twp.	19,005	Montville Twp.	14,431	Somerville Boro.	11,888
N. Plainfield Boro.	19,005	Denville Twp.	14,390	Hanover Twp.	11,857
Mount Laurel Twp.	18,833	South River Boro.	14,276	Middle Twp.	11,613
Bridgeton City	18,704	Ocean City City	14,239	Burlington Twp.	11,560
Marlboro Twp.	18,500	Verona Twp.	14,097	Ventnor City	11,534
Elmwood Park Boro.	18,359	Saddle Brook Twp.	14,064	Little Falls Twp.	11,512
Dumont Boro.	18,309	Springfield Twp. (Union)	13,970	Glen Rock Boro.	11,469
Hawthorne Boro.	18,287	Pennsville Twp.	13,848	Totowa Boro.	11,426
Medford Twp.	18,283	Pequannock Twp.	13,798	West Caldwell Twp.	11,349
Lindenwold Boro.	18,202	Palisades Park Boro.	13,744	West Paterson Boro.	11,322
West Deptford Twp.	18,139	Bellmawr Boro.	13,675	Manville Boro.	11,275
Randolph Twp.	17,989	Metuchen Boro.	13,665	Westwood Boro.	11,208
Pt. Pleasant Boro.	17,973	Princeton Twp.	13,628	River Edge Boro.	11,086
Aberdeen Twp.	17,641	Sparta Twp.	13,568	Stafford Twp.	11,036
Lower Twp.	17,542	Tenaflly Boro.	13,536	Readington Twp.	10,946
South Brunswick Twp.	17,205	Middlesex Boro.	13,462	Hopewell Twp. (Mercer)	10,857
New Milford Boro.	16,832	Oakland Boro.	13,426	Woodbury City	10,837
Asbury Park City	16,823	Roselle Park Boro.	13,351	Mount Holly Twp.	10,812
Vernon Twp.	16,821	Highland Park Boro.	13,292	Waldwick Boro.	10,779
Phillipsburg Town	16,729	Weehawken Twp.	13,211	Pompton Lakes Boro.	10,773
Clark Twp.	16,694	Eatontown Boro.	13,203	Wallington Boro.	10,713
Morristown Town	16,562	Pleasantville City	13,190	Burlington City	10,609
Monroe Twp. (Midd.)	16,546	Gloucester City City	13,049	Fairview Boro.	10,539
N. Arlington Boro.	16,536	Ramsey Boro.	12,949	Keansburg Boro.	10,515
Jefferson Twp.	16,397	Bernards Twp.	12,903	Hillsdale Boro.	10,483
Cinnaminson Twp.	16,084	Ringwood Boro.	12,807	Ridgefield Boro.	10,274
Haddon Twp.	16,055	Franklin Twp. (Glou.)	12,805	Somers Point City	10,250
S. Orange Vill. Twp.	15,801	Ridgefield Park Vill.	12,710	Hamilton Twp. (Atlantic)	10,165
Collingswood Boro.	15,755	Cedar Grove Twp.	12,589	Wanaque Boro.	10,074
Wyckoff Twp.	15,730	Berkeley Heights Twp.	12,563	Freehold Boro.	9,956
Moorestown Twp.	15,649	Galloway Twp.	12,540	Maywood Boro.	9,874
Hopatcong Boro.	15,617	New Providence Boro.	12,407	Warren Twp.	9,862
Madison Boro.	15,547	Mahwah Twp.	12,357	Pitman Boro.	9,760

TABLE 2 - (continued)

<u>MUNICIPALITY</u>	<u>POPULATION</u>	<u>MUNICIPALITY</u>	<u>POPULATION</u>	<u>MUNICIPALITY</u>	<u>POPULATION</u>
River Vale Twp.	9,707	Leonida Boro.	8,006	Buena Vista Twp.	6,909
Florham Park Boro.	9,679	Upper Saddle River Boro.	7,999	Absecon City	6,849
Bound Brook Boro.	9,658	Stratford Boro.	7,963	Upper Deerfield Twp.	6,840
Washington Twp. (Ber.)	9,574	Beachwood Boro.	7,963	Rockaway Boro.	6,823
Audubon Boro.	9,494	Riverside Twp.	7,959	Bernardsville Boro.	6,745
Runnemede Boro.	9,426	Wood-Ridge Boro.	7,911	Belmar Boro.	6,719
Little Ferry Boro.	9,383	Bloomington Boro.	7,897	Haledon Boro.	6,603
East Hanover Twp.	9,379	Branchburg Twp.	7,875	Dunnellen Boro.	6,551
Edgewater Park Twp.	9,275	Kinnelon Boro.	7,872	Washington Boro.	6,478
Mantua Twp.	9,237	Colts Neck Twp.	7,872	Tabernacle Twp.	6,431
Florence Twp.	9,104	East Rutherford Boro.	7,858	Plainsboro Twp.	6,423
Margate City, City	9,057	Tinton Falls Boro.	7,835	Union Beach Boro.	6,308
North Hanover Twp.	9,025	Newton Town	7,811	Oceanport Boro.	6,165
Franklin Lakes Boro.	9,022	Glen Ridge Twp.	7,806	Carlstadt Boro.	6,153
Barneget Twp.	8,966	Emerson Boro.	7,781	Raritan Boro.	6,141
Chatham Twp.	8,856	Fanwood Boro.	7,755	Linwood City	6,111
Hackettstown Town	8,844	Northfield City	7,697	Clayton Boro.	6,059
Southampton Twp.	8,843	Caldwell Twp.	7,617	Allendale Boro.	6,044
Matawan Boro.	8,823	Byram Twp.	7,613	North Caldwell Twp.	5,895
Little Egg Harbor Twp.	8,806	Cresskill Boro.	7,594	Somerdale Boro.	5,877
Lincoln Park Boro.	8,779	Butler Boro.	7,593	Mansfield Twp. (Warren)	5,834
Pine Hill Boro.	8,720	Rumson Boro.	7,579	Morris Plains Boro.	5,806
Oradell Boro.	8,705	Clinton Twp.	7,576	Berlin Boro.	5,774
Holmdel Twp.	8,666	Wantage Twp.	7,457	Englewood Cliffs Boro.	5,756
Boonton Town	8,594	Barrington Boro.	7,385	Clementon Boro.	5,744
Chatham Boro.	8,513	Midland Park Boro.	7,381	Fairfield Twp. (Cumb.)	5,695
Raritan Twp.	8,504	Passaic Twp.	7,374	Wharton Boro.	5,695
Park Ridge Boro.	8,500	Guttenberg Town	7,367	Penns Grove Boro.	5,692
Brigantine City	8,498	West Long Branch Boro.	7,365	Woodcliff Lake Boro.	5,659
West Windsor Twp.	8,491	Montgomery Twp.	7,351	Fair Haven Boro.	5,644
Waterford Twp.	8,466	Keyport Boro.	7,345	Rochelle Park Twp.	5,580
Carneys Point Twp.	8,422	Montville Boro.	7,335	Little Silver Boro.	5,517
Haddon Heights Boro.	8,323	Pittsgrove Twp.	7,233	Berlin Twp.	5,443
Bogota Boro.	8,317	Palmyra Boro.	7,197	Lebanon Twp.	5,442
South Amboy City	8,245	Upper Twp.	7,190	Point Pleasant Beach Boro.	5,436
Kenilworth Boro.	8,233	Bordentown Twp.	7,184	Greenwich Twp. (Glou.)	5,436
North Haledon Boro.	8,193	Mountainside Boro.	7,113	Spring Lake Heights Boro.	5,391
Closter Boro.	8,168	Milltown Boro.	7,082	Manasquan Boro.	5,349
Spotswood Boro.	8,091	Salem City	7,001	Roseland Boro.	5,312
Fairfield Twp. (Essex)	8,034	Paulsboro Boro.	6,969	Watchung Boro.	5,279

TABLE 2 - (continued)

<u>MUNICIPALITY</u>	<u>POPULATION</u>	<u>MUNICIPALITY</u>	<u>POPULATION</u>	<u>MUNICIPALITY</u>	<u>POPULATION</u>
Chester Twp.	5,270	Washington Twp. (Warren)	4,291	Mine Hill Twp.	3,367
Mullica Twp.	5,258	Jamesburg Boro.	4,236	Monmouth Beach Boro	3,340
Neptune City Boro.	5,240	Mt. Arlington Boro.	4,224	Boonton Twp.	3,306
Lumberton Twp.	5,239	Dennis Twp.	4,219	Hainesport Twp.	3,289
Prospect Park Boro.	5,137	Spring Lake Boro.	4,216	Woodstown Boro.	3,270
Highlands Boro.	5,100	Old Tappan Boro.	4,209	Elk Twp.	3,267
Northvale Boro.	5,033	East Greenwich Twp.	4,203	Logan Twp.	3,220
Lopatcong Twp.	5,021	Oaklyn Boro.	4,201	Wrightstown Boro.	3,181
Cape May City	4,984	Wildwood Crest Boro.	4,200	Upper Pittsgrove Twp.	3,168
Mendham Boro.	4,982	Brielle Boro.	4,184	Bethlehem Twp.	3,073
Medford Lakes Boro.	4,963	Mountain Lakes Boro.	4,160	Riverton Boro.	3,070
Demarest Boro.	4,962	Ho-Ho-Kus Boro.	4,144	Lawnside Boro.	3,021
Atlantic Highlands B.	4,919	Tewksbury Twp.	4,125	Shrewsbury Boro.	2,948
Magnolia Boro.	4,880	Flemington Boro.	4,111	Beverly City	2,916
Mount Ephraim Boro.	4,843	Millstone Twp.	4,016	Lakehurst Boro.	2,914
Wildwood City	4,833	Lambertville City	4,007	Quinton Twp.	2,896
North Wildwood City	4,794	Hampton Twp.	4,001	Independence Twp.	2,874
Frankford Twp.	4,793	Chesterfield Twp.	3,982	Alexandria Twp.	2,841
Westville Boro.	4,786	Stillwater Twp.	3,961	Saddle River Boro.	2,825
Garwood Boro.	4,752	So. Toms River Boro.	3,957	Pilesgrove Twp.	2,824
Bradley Beach Boro.	4,746	Merchantville Boro.	3,949	White Twp.	2,791
Commercial Twp.	4,735	Union Twp. (Hunt.)	3,946	Kingwood Twp.	2,769
Maurice River Twp.	4,714	Pohatcong Twp.	3,874	Ogdensburg Boro.	2,762
Plumsted Twp.	4,704	Delaware Twp..	3,871	Upper Freehold Twp.	2,754
Edgewater Boro.	4,690	Stanhope Boro.	3,862	Woodbine Boro.	2,747
Hardyston Twp.	4,683	Eastampton Twp.	3,803	Sea Isle City, City	2,729
Shamong Twp.	4,682	Ocean Twp. (Ocean)	3,776	Allamuchy Twp.	2,723
Green Brook Twp.	4,655	Delanco Twp.	3,732	Springfield Twp. (Burl.)	2,719
Holland Twp.	4,596	Long Beach Twp.	3,707	Alloway Twp.	2,710
Andover Twp.	4,587	Harrison Twp.	3,649	Moonachie Boro.	2,705
Harrington Pk Boro.	4,569	National Park Boro.	3,556	Alpha Boro.	2,677
Egg Harbor City	4,568	Buena Boro.	3,548	Harmony Twp.	2,657
Franklin Boro.	4,558	Netcong Boro.	3,537	Sea Girt Boro.	2,638
Hightstown Boro.	4,527	Haworth Boro.	3,501	Woodlynne Boro.	2,572
Mendham Twp.	4,511	East Amwell Twp.	3,493	Deerfield Twp.	2,559
Norwood Boro.	4,471	Westampton Twp.	3,480	Mansfield Twp. (Burl.)	2,548
Blairstown Twp.	4,461	Washington Twp. (Mercer)	3,478	Riverdale Boro.	2,519
Bordentown City	4,437	Woodbury Heights Boro.	3,477	Tuckerton Boro.	2,509
Hopewell Twp. (Cumb.)	4,356	High Bridge Boro.	3,437	Gibbsboro Boro.	2,506
So. Bound Brook Boro.	4,312	Harding Twp.	3,376	Green Twp.	2,505

TABLE 2 - (continued)

<u>MUNICIPALITY</u>	<u>POPULATION</u>	<u>MUNICIPALITY</u>	<u>POPULATION</u>	<u>MUNICIPALITY</u>	<u>POPULATION</u>
Belvidere Town	2,503	Mannington Twp.	1,741	Englishtown Boro.	979
Bedminster Twp.	2,464	Oxford Twp.	1,680	Greenwich Twp. (Cumb.)	971
Sussex Boro.	2,435	Lafayette Twp.	1,660	Helmetta Boro.	962
Fredon Twp.	2,362	Hampton Boro.	1,634	Glen Gardner Boro.	906
Franklin Twp. (Warren)	2,352	Chesilhurst Boro.	1,610	Allenhurst Boro.	905
Essex Fells Twp.	2,351	Surf City Boro.	1,597	Andover Boro.	901
Wenonah Boro.	2,322	Island Heights Boro.	1,588	Branchville Boro.	879
Avon-By-The-Sea Boro.	2,320	Elmer Boro.	1,570	Estell Manor City	867
Franklin Twp. (Hunt.)	2,318	Newfield Boro.	1,565	Bloomsbury Boro.	854
West Amwell Twp.	2,288	Lower Alloways Creek Twp.	1,561	Port Republic City	849
Avalon Boro.	2,268	Alpine Boro.	1,558	Roosevelt Boro.	828
Laurel Springs Boro.	2,245	Frenchtown Boro.	1,556	Lebanon Boro.	811
So. Hackensack Twp.	2,228	South Belmar Boro.	1,543	Washington Twp. (Burl.)	810
Lawrence Twp. (Cumb.)	2,165	South Harrison Twp.	1,537	Rocky Hill Boro.	710
Woodland Twp.	2,151	Hope Twp.	1,511	Far Hills Boro.	672
Knowlton Twp.	2,147	Sandyston Twp.	1,510	Barneget Light Boro.	641
Brooklawn Boro.	2,127	Ship Bottom Boro.	1,474	Stockton Boro.	639
Montague Twp.	2,103	Chester Boro.	1,471	Shiloh Boro.	602
Lavallette Boro.	2,089	Frelinghuysen Twp.	1,470	Fieldsboro Boro.	596
Pennington Boro.	2,077	Ocean Gate Boro.	1,395	Millstone Boro.	527
Peapack-Gladstone Boro.	2,047	Stow Creek Twp.	1,387	Mantoloking Boro.	437
Swedesboro Boro.	2,040	Bay Head Boro.	1,359	Harvey Cedars Boro.	379
Cranbury Twp.	1,982	Milford Boro.	1,353	Lock Arbour Village	368
Hopewell Boro.	1,976	Bass River Twp.	1,348	West Wildwood Boro.	360
Deal Boro.	1,947	Farmingdale Boro.	1,343	Cape May Point Boro.	265
Allentown Boro.	1,947	Elsinboro Twp.	1,281	Corbin City, City	250
East Newark Boro.	1,904	Audubon Park Boro.	1,267	Rockleigh Boro.	192
Clinton Town	1,894	Weymouth Twp.	1,265	Walpack Twp.	151
Folsom Boro.	1,870	Hi-Nella Boro.	1,244	Pahaquarry Twp.	26
Oldmans Twp.	1,850	Victory Gardens Boro.	1,234	Pine Valley Boro.	24
Hamburg Boro.	1,844	Longport Boro.	1,226	Teterboro Boro.	21
Seaside Park Boro.	1,816	Stone Harbor Boro.	1,202	Tavistock Boro.	9
Pine Beach Boro.	1,812	Pemberton Boro.	1,200		
Downe Twp.	1,805	Woodwich Twp.	1,145		
Sea Bright Boro.	1,793	West Cape May Boro.	1,114		
Winfield Twp.	1,780	Interlaken Boro.	1,029		
Seaside Heights Boro.	1,775	Eagleswood Twp.	1,024		
Beach Haven Boro.	1,769	Califon Boro.	1,015		
Greenwich Twp. (Warren)	1,746	Shrewsbury Twp.	987		
Liberty Twp.	1,746	Hardwick Twp.	985		

0100
 Population 1980 194,119
 Population 1981 192,197
 S & P Rating AAA
 Moody Rating A
 Land Area 566.97 Sq. Miles 6,079,823,104

Net Voluation Taxable 4,229,711,511
 Net Voluation on Which County Taxes are apportioned:

ATLANTIC COUNTY - Class 5
Form of Government:
County Exec. Plan - (O.C.C.L. - 1972)
Number of Freeholders on Board - 9

PER CAPITA: Gross Debt 252.36
 Net Debt 250.22
 Debt Service 19.87
 Total Tax Levy 154.20
 County Functions: 281.92

PER CENT: Gross Debt .86
 Net Debt .85

EXPENDITURES		EXPENDITURES (cont'd.)		REVENUES REALIZED	
GENERAL GOVERNMENT				Property Taxes	29,637,654.17
Governing Body and Public Boards	588,129.90	EDUCATION (excluding schools)		Financial Business Tax	
County Clerk	642,467.00	County Superintendent of Schools	111,090.00	Franchise Tax	
Financial Administration	444,050.00	Vocational Schools	2,325,000.00	Bank Corp. Tax	
Board of Taxation	79,271.00	County College	2,362,000.00	Other Miscellaneous Taxes	
Planning, Housing, Development	559,492.00	County Extension Services	149,226.00	State Aid Revenues	2,321,743.11
Human Resources	1,957,298.52	Libraries	362,000.00	Federal Aid Revenues	7,828,140.38
Elections	433,519.00	Other Educational Services	44,000.00	State and Local Fiscal Assistance Act Utilized	1,897,257.88
General Administration	4,536,180.32	STATUTORY EXPENDITURES		Institutional Revenues	3,150,834.98
JUDICIARY		Pensions and F.I.C.A.	2,137,050.00	Courts	238,405.22
Superior Court-Low Division	702,810.00	Employee Fringe Benefits	870,000.00	County Clerk & Register	923,985.79
County Courts		Other Statutory Expenditures	55,000.00	Surrogate	108,479.37
County District Courts	241,184.00	Ceto & Other Public Employment Programs	7,609,561.63	Sheriff	155,189.93
Juvenile and Domestic Relations Courts	263,696.00	COUNTY FUNCTIONS TOTAL	50,330,144.36	Other Miscellaneous Revenues	6,829,733.08
Jury Commission and Jurors' Fees	10,500.00	CAPITAL IMPROVEMENTS *MEMO		Other Revenues, Revenue Sharing, Tax Effort	
Low Library		DEBT SERVICE		TOTAL	53,091,423.91
Prosecutor's Office	1,876,277.00	Principal Payments	770,000.00	Prior Years Surplus Appropriated	3,900,000.00
Surrogate's Office	118,423.00	Interest Payments	3,049,151.98	REVENUES TOTAL	56,991,423.91
Probation Office	879,414.00	DEFERRED CHARGES	34,822.09		
County Clerk (Judicial Functions)	240,757.00	RESERVE FOR UNCOLLECTED TAXES			
Sheriff's Office (Judicial Functions)	259,335.00				
Other Judicial					
PUBLIC SAFETY		EXPENDITURES TOTAL	54,184,118.43	CURRENT FINANCES DECEMBER 31	
County Police	172,029.00			ASSETS	
Sheriff's Office	1,182,796.00	CAPITAL DEBT AUTHORIZED, DECEMBER 31,		Cash Dec. 31,	10,538,647.05
Civil Defense and Disaster Control		ISSUED AND UNISSUED		Taxes Receivable	1,632,147.63
Environmental Inspection and Control		School		Emergencies and Other Deferred Charges	
Weights and Measures		Self-liquidating		State Aid Receivable	
Correctional and Penal	1,450,916.00	Other	48,502,500	Other Receivable	973,507.07
Other Public Safety	7,000.00	Total	48,502,500	TOTAL	13,144,301.75
PUBLIC WORKS				LIABILITIES RESERVES, AND SURPLUS	
Roads and Bridges, Streets, Drainage		ISSUED AND OUTSTANDING		Cash Liabilities	4,447,435.78
State Aid Motor Vehicle Fund		School		Reserves For Receivables	2,516,607.11
County Funds	2,224,508.88	Self-liquidating		Surplus Dec. 31,	6,180,258.86
Other Roads and Bridges		Other	48,502,000.00	TOTAL	13,144,301.75
Public Buildings and Grounds	2,602,488.00	Total	48,502,000.00		
Other Public Works	375,650.78	Equalized Valuation Basis for Net Debt Computation	5,664,083,468.00		
HEALTH AND WELFARE		CAPITAL OUTLAY TOTAL	10,033,018.90		
County Health Department					
Mental Health Activities	2,746,300.00	Public Enterprises			
Tubercular Patient Care		Recreation—Culture			
County Hospitals, Homes	3,897,474.00	Public Works	2,285,873.75		
County Aid to Hospitals	98,000.00	Buildings and Grounds	1,745,113.20		
Health Clinics		Library and Education	6,002,031.95		
Mosquito Extermination		Conservation			
Health Services Except Environmental	79,523.00	All Other			
County Welfare Board	4,644,692.00				
Child Welfare	520,841.00				
Other Welfare Services					
RECREATION AND CONSERVATION					
Parks, Playgrounds, Shade Trees					
Land Reclamation and Conservation	420,194.33				
Other Recreational Services					

COUNTY Atlantic

COUNTY SEAT Mays Landing

Form of Government:* Board of Chosen Freeholders 9 Members

Number of Constituent Municipalities 23

Population Census 1980 194,119

Population Estimated 1981 192,197

Land Area — Square Miles 566.97

Net Valuation on which County Taxes are Apportioned \$6,079,823,104

Tax Rate per \$100 \$.487

Tax Levy \$29,637,654.17

Distribution of Ratables:

Class	Line Items	Assessed Valuation	% of Valuation
Vacant Land	42,158	431,056,315	10.34
Residential	61,517	2,287,876,678	54.86
Farm	2,489	35,130,449	.84
Commercial	5,131	1,264,805,555	30.33
Industrial	165	38,017,485	.91
Apartment	567	113,345,880	2.72
TOTAL	112,027	4,170,232,362	100.00

Bond Ratings:

Moody's A

Standard & Poor's AAA-MBIA



ATLANTIC COUNTY



02 00
 Population 1980 845,385
 Population 1981 846,906
 S & P Rating
 Maady Rating AAA
 Land Area 234.57 Sq. Miles 25,088,077,733

Net Valuation Taxable
 19,947,342,298
 Net Valuation on Which County Taxes
 are appartianed:

BERGEN COUNTY - Class 1
Form of Government:
Board of Chosen Freeholders
Number of Freeholders on Board - 9

PER CAPITA:
 Grass Debt 169.14
 Net Debt 156.19
 Debt Service 15.84
 Total Tax Levy 105.24
 Caunty Functions: 200.26

PER CENT:
 Grass Debt .60
 Net Debt .55

EXPENDITURES		EXPENDITURES (cant'd.)		REVENUES REALIZED	
GENERAL GOVERNMENT		EDUCATION (excluding schaals)		Property Taxes	89,129,645.16
Gavering Bady and Public Boards	835,100.00	County Superintendent af Schaals	164,000.00	Financial Business Tax	
Caunty Clerk	990,000.00	Vacational Schaals	6,939,649.00	Franchise Tax	18,088.26
Financial Administration	673,095.29	Caunty Colledge	6,000,000.00	Bank Carp. Tax	
Board af Taxation	229,800.00	Caunty Extension Services	116,000.00	Other Miscellaneous Taxes	373,140.62
Planning, Hausing, Development	632,268.53	Libraries		State Aid Revenues	8,949,643.35
Human Resaources	3,310,559.03	Other Educational Services	1,758,238.00	Federal Aid Revenues	20,674,698.21
Elections	1,778,500.00	STATUTORY EXPENDITURES		State and Local Fiscal Assistance Act Utilized	3,037,948.56
General Administration	10,347,162.31	Pensions and F.I.C.A.	9,648,368.86	Institutional Revenues	1,021,673.98
JUDICIARY		Employee Fringe Benefits	3,100,000.00	Courts	758,595.47
Superior Court-Law Division		Other Statutory Expenditures	400,000.00	Caunty Clerk & Register	964,914.86
Caunty Courts	1,891,205.00	Cera & Other Public Employment Programs	20,595,545.00	Surrogate	370,348.50
Caunty District Courts	1,334,000.00	COUNTY FUNCTIONS TOTAL	155,805,378.85	Sheriff	448,523.25
Juvenile and Damestic Relations Courts	487,000.00	CAPITAL IMPROVEMENTS *MFMJ	1,725,000.00	Other Miscellaneous Revenues	40,315,735.87
Jury Commission and Jurars' Fees	346,900.00	DEBT SERVICE		Other Revenues, Revenue Sharing, Tax Effort	
Law Library	63,700.00	Principal Payments	7,735,000.00	TOTAL	166,062,956.09
Prasecutor's Office	3,490,957.00	Interest Payments	5,684,117.55	Priar Years Surplus Appropriated	4,545,561.12
Surrogate's Office	403,600.00			REVENUES TOTAL	170,608,517.21
Prabation Office	2,614,733.89	DEFERRED CHARGES	378,519.00	CURRENT FINANCES DECEMBER 31,	
Caunty Clerk (Judicial Functions)		RESERVE FOR UNCOLLECTED TAXES		ASSETS	
Sheriff's Office (Judicial Functions)				Cash Dec. 31,	15,075,144.95
Other Judicial	650,000.00	EXPENDITURES TOTAL	169,603,015.40	Taxes Receivable	
PUBLIC SAFETY		CAPITAL DEBT AUTHORIZED, DECEMBER 31,		Emergencies and Other Deferred Charges	
Caunty Police	3,617,931.00	ISSUED AND UNISSUED		State Aid Receivable	5,903.00
Sheriff's Office	2,530,845.98	SCHOOL		Other Receivable	9,555,288.65
Civil Defense and Disaster Contral	51,467.75	Self-liquidating		TOTAL	24,636,336.60
Envrinmental Inspection and Contral	12,900.00	Other	143,249,350	LIABILITIES RESERVES, AND SURPLUS	
Weights and Measures	160,400.00	Total	143,249,350	Cash Liabilities	22,895,427.35
Correctional and Penal	3,903,700.00			Reserves For Receivables	526,177.59
Other Public Safety	696,000.00	ISSUED AND OUTSTANDING		Surplus Dec. 31,	1,214,731.66
PUBLIC WORKS		SCHOOL		TOTAL	24,636,336.60
Roads and Bridges, Streets, Drainage	23,000.00	Self-liquidating			
State Aid Matar Vehicle Fund		Other	117,308,000.00		
Caunty Funds	4,276,900.00	Total	117,308,000.00		
Other Raads and Bridges		Equalized Valuation Basis			
Public Buildings and Grounds		for Net Debt Computation	23,933,402,915.00		
Other Public Works	14,120.00	CAPITAL OUTLAY TOTAL	10,871,681.91		
HEALTH AND WELFARE		Public Enterprises			
Caunty Health Department	1,000,483.48	Recreation—Culture	1,025,817.98		
Mental Health Activities	7,059,800.00	Public Works	6,821,882.02		
Tubercular Patient Care		Buildings and Grounds	3,020,840.72		
Caunty Hospitals, Hames	34,328,605.00	Library and Education	3,141.19		
Caunty Aid ta Hospitals	3,037,948.56	Conservation			
Health Clinics		All Other			
Masquita Extermination	915,000.00				
Health Services Except Envrinmental	2,242,781.82				
Caunty Welfare Baard	3,894,780.00				
Child Welfare	978,900.00				
Other Welfare Services	1,905,474.40				
RECREATION AND CONSERVATION					
Parks, Playgrounds, Shade Trees	6,259,000.00				
Land Reclamation and Conservation	72,981.25				
Other Recreational Services	121,977.70				

COUNTY Bergen

COUNTY SEAT Hackensack City

Form of Government: Board of Chosen Freeholders 9 Members

Number of Constituent Municipalities 70

Population Census 1980 845,385

Population Estimated 1981 846,906

Land Area — Square Miles 234.45

Net Valuation on which County Taxes are Apportioned \$25,088,077,733

Tax Rate per \$100 \$.355

Tax Levy \$89,129,645.16

Distribution of Ratables:

Class	Line Items	Assessed Valuation	% of Valuation
Vacant Land	11,439	474,405,774	2.40
Residential	207,925	13,378,763,400	67.81
Farm	346	18,506,465	.09
Commercial	10,072	2,628,605,201	13.33
Industrial	2,936	2,069,082,895	10.49
Apartments	1,675	1,160,210,667	5.88
TOTAL	234,393	19,729,574,402	100.00

Bond Ratings:

Moody's AAA

Standard & Poor's

BERGEN COUNTY



0300

Population 1980 362,542
 Population 1981 367,442
 S & P Rating AA
 Moody Rating AA
 Land Area 817.64 Sq. Miles

Net Valuation Taxable
 5,072,486,607
 Net Valuation an Which County Taxes
 are appartioned:
 6,058,705,279

BURLINGTON COUNTY - Class 2**Form of Government:****Board of Chosen Freeholders****Number of Freeholders on Board - 5****PER CAPITA:**

Grass Debt 187.96
 Net Debt 186.59
 Debt Service 10.22
 Total Tax Levy 99.75
 County Functions: 157.55

PER CENT:

Grass Debt 1.21
 Net Debt 1.21

EXPENDITURES		EXPENDITURES (cont'd.)		REVENUES REALIZED	
GENERAL GOVERNMENT		EDUCATION (excluding schools)		Property Taxes	36,650,683.81
Governing Body and Public Baards	131,693.00	County Superintendent of Schools	127,238.00	Financial Business Tax	
Caunty Clerk	425,846.00	Vocational Schools	3,507,856.00	Franchise Tax	
Financial Administration	576,243.00	Caunty College	4,199,000.00	Bank Corp. Tax	
Board of Taxation	80,724.00	Caunty Extension Services	120,050.00	Other Miscellaneous Taxes	
Planning, Housing, Development	235,852.00	Libraries		State Aid Revenues	3,269,041.00
Human Resources	1,174,933.00	Other Educational Services	966,658.00	Federal Aid Revenues	6,824,695.32
Elections	478,920.00	STATUTORY EXPENDITURES		State and Local Fiscal Assistance Act Utilized	2,448,728.64
General Administration	1,813,829.00	Pensions and F.I.C.A.	2,353,423.87	Institutional Revenues	2,587,183.83
JUDICIARY		Employee Fringe Benefits	1,295,000.00	Courts	130,549.30
Superior Court-Law Division	289,552.00	Other Statutory Expenditures	200,000.00	Caunty Clerk & Register	963,373.86
County Courts	67,338.00	Ceta & Other Public Employment Programs	6,962,158.00	Surrogate	110,521.91
County District Courts	195,506.00	COUNTY FUNCTIONS TOTAL	54,094,166.87	Sheriff	199,017.07
Juvenile and Damesitic Relations Courts	71,014.00	CAPITAL IMPROVEMENTS *MEMD	486,668.81	Other Miscellaneous Revenues	4,135,153.06
Jury Commission and Jurars' Fees	98,940.00	DEBT SERVICE		Other Revenues, Revenue Sharing, Tax Effort	
Law Library	12,145.00	Principal Payments	1,465,000.00	TOTAL	57,318,947.80
Prosecutor's Office	1,395,547.00	Interest Payments	2,290,389.27	Prior Years Surplus Appropriated	4,616,685.38
Surrogate's Office	127,034.00	DEFERRED CHARGES	40,298.94	REVENUES TOTAL	61,935,633.18
Probation Office	1,689,617.00	RESERVE FOR UNCOLLECTED TAXES		CURRENT FINANCES DECEMBER 31,	
Caunty Clerk (Judicial Functions)	251,340.00	EXPENDITURES TOTAL	57,889,855.08	ASSETS	
Sheriff's Office (Judicial Functions)	261,339.00	CAPITAL DEBT AUTHORIZED, DECEMBER 31,		Cash Dec. 31,	13,435,392.44
Other Judicial		ISSUED AND UNISSUED GROSS DEBT	NET DEBT	Taxes Receivable	
PUBLIC SAFETY		School		Emergencies and Other Deferred Charges	
Caunty Police	805,830.00	Self-liquidating		State Aid Receivable	579,405.62
Sheriff's Office	506,357.00	Other	69,064,643	Other Receivable	
Civil Defense and Disaster Central	623,797.00	Total	69,064,643	TOTAL	14,014,798.06
Environmental Inspection and Central	36,000.00	ISSUED AND OUTSTANDING		LIABILITIES RESERVES, AND SURPLUS	
Weights and Measures	65,984.00	School		Cash Liabilities	7,103,985.36
Correctional and Penal	2,828,765.00	Self-liquidating		Reserves Far Receivables	439,353.62
Other Public Safety	61,457.00	Other		Surplus Dec. 31,	6,471,459.08
PUBLIC WORKS		Total	42,775,000.00	TOTAL	14,014,798.06
Roads and Bridges, Streets, Drainage		Equalized Valuation Basis			
State Aid Matar Vehicle Fund		for Net Debt Computation	5,685,534,470.67		
County Funds	4,095,324.00	CAPITAL OUTLAY TOTAL	4,514,263.12		
Other Raads and Bridges		Public Enterprises			
Public Buildings and Grounds	1,798,987.00	Recreation—Culture	219,815.45		
Other Public Works	11,311.00	Public Works	2,185,630.21		
HEALTH AND WELFARE		Buildings and Grounds	1,863,593.52		
County Health Department	1,617,245.00	Library and Education	105,907.76		
Mental Health Activities	4,543,128.00	Conservation	139,316.18		
Tubercular Patient Care	28,725.00	All Other			
County Hospitals, Hames	2,064,536.00				
Caunty Aid ta Hospitals	160,000.00				
Health Clinics					
Mosquito Extermination	554,097.00				
Health Services Except Envrinmental	357,986.00				
Caunty Welfare Baard	4,007,458.00				
Child Welfare	493,255.00				
Other Welfare Services	272,379.00				
RECREATION AND CONSERVATION					
Parks, Playgrounds, Shade Trees	33,750.00				
Land Reclamation and Conservation	18,000.00				
Other Recreational Services	1,000.00				

COUNTY Burlington

COUNTY SEAT Mount Holly Township

Form of Government: Board of Chosen Freeholders 5 Members

Number of Constituent Municipalities 40

Population Census 1980 362,542

Population Estimated 1981 367,442

Land Area - Square Miles 817.64

Net Valuation on which County Taxes are Apportioned \$6,058,705,279

Tax Rate per \$100 \$.605

Tax Levy \$36,650,683.81

Distribution of Ratables:

Class	Line Items	Assessed Valuation	% of Valuation
Vacant Land	20,982	238,934,597	4.79
Residential	89,548	3,579,886,571	71.78
Farm	5,273	120,610,155	2.42
Commercial	4,003	624,740,833	12.53
Industrial	531	256,525,356	5.14
Apartments	315	166,270,497	3.34
TOTAL	120,652	4,986,968,009	100.00

Bond Ratings:

Moody's AA

Standard & Poor's AA



0400
 Population 1980 471,650
 Population 1981 475,871
 S & P Rating AAA
 Moody Rating A-1
 Land Area 222.01 Sq. Miles

Net Valuation Taxable
 5,251,442,612
 Net Valuation on Which County Taxes
 are apportioned:
 6,931,754,624

CAMDEN COUNTY - Class 2
Form of Government:
Board of Chosen Freeholders
Number of Freeholders on Board - 7

PER CAPITA:
 Gross Debt 212.62
 Net Debt 212.62
 Debt Service 18.18
 Total Tax Levy 167.60
 County Functions: 256.24

PER CENT:
 Gross Debt 1.54
 Net Debt 1.54

EXPENDITURES		EXPENDITURES (cont'd.)		REVENUES REALIZED	
GENERAL GOVERNMENT				Property Taxes	
Governing Body and Public Boards	1,172,241.00	EDUCATION (excluding schools)			
County Clerk	1,518,813.67	County Superintendent of Schools	94,440.00	79,755,046.93	
Financial Administration	325,816.74	Vocational Schools	4,188,521.00	Financial Business Tax	
Board of Taxation	130,601.00	County College	3,772,022.00	Franchise Tax	
Planning, Housing, Development	358,179.28	County Extension Services	207,566.00	Bank Corp. Tax	
Human Resources	2,705,054.06	Libraries		Other Miscellaneous Taxes	
Elections	1,076,775.59	Other Educational Services	277,763.00		
General Administration	11,042,735.75	STATUTORY EXPENDITURES		State Aid Revenues	
JUDICIARY		Pensions and F.I.C.A.	6,925,454.00	Federal Aid Revenues	
Superior Court-Law Division	483,137.00	Employee Fringe Benefits	2,920,000.00	State and Local Fiscal Assistance Act Utilized	
County Courts	4,741,468.52	Other Statutory Expenditures	765,800.00	Institutional Revenues	
County District Courts	445,642.00	Ceta & Other Public Employment Programs	7,326,868.22	Courts	
Juvenile and Domestic Relations Courts	81,094.00	COUNTY FUNCTIONS TOTAL		County Clerk & Register	
Jury Commission and Jurors' Fees	212,989.00	CAPITAL IMPROVEMENTS *MEMO	111,330,802.32	Surrogate	
Law Library	15,000.00	DEBT SERVICE		Sheriff	
Prosecutor's Office	3,699,445.91	Principal Payments	3,651,000.00	Other Miscellaneous Revenues	
Surrogate's Office	219,737.00	Interest Payments	5,001,593.09	Other Revenues, Revenue Sharing, Tax Effort	
Probation Office	2,871,747.77	DEFERRED CHARGES		TOTAL	
County Clerk (Judicial Functions)	583,305.00	RESERVE FOR UNCOLLECTED TAXES	1,951,674.23	126,298,949.91	
Sheriff's Office (Judicial Functions)	872,476.66	EXPENDITURES TOTAL		REVENUES TOTAL	
Other Judicial		121,935,069.64		126,298,949.91	
PUBLIC SAFETY		EXPENDITURES		CURRENT FINANCES DECEMBER 31,	
County Police	317,856.00	TOTAL		ASSETS	
Sheriff's Office	1,427,393.94	CAPITAL DEBT AUTHORIZED, DECEMBER 31,		Cash Dec. 31,	
Civil Defense and Disaster Control	81,545.00	ISSUED AND UNISSUED GROSS DEBT		Taxes Receivable	
Environmental Inspection and Control	28,500.00	NET DEBT		Emergencies and Other Deferred Charges	
Weights and Measures	117,030.00	School		State Aid Receivable	
Correctional and Penal	4,342,712.90	Self-liquidating		Other Receivable	
Other Public Safety	323,742.00	Other	101,181,930	TOTAL	
PUBLIC WORKS		Total	101,181,930	21,063,598.31	
Roads and Bridges, Streets, Drainage	3,958,919.58	ISSUED AND OUTSTANDING		LIABILITIES RESERVES, AND SURPLUS	
State Aid Motor Vehicle Fund		School		Cash Liabilities	
County Funds	899,802.00	Self-liquidating		Reserves For Receivables	
Other Roads and Bridges		Other		Surplus Dec. 31,	
Public Buildings and Grounds	4,610,455.33	Total		TOTAL	
Other Public Works	330,867.00	90,733,430.00		21,063,598.31	
HEALTH AND WELFARE		Equalized Valuation Basis for Net Debt Computation		6,584,160,800.00	
County Health Department	208,159.00	CAPITAL OUTLAY TOTAL		22,970,144.44	
Mental Health Activities	10,602,389.77	Public Enterprises		Recreation—Culture	
Tubercular Patient Care	2,500.00	Recreation—Culture		Public Works	
County Hospitals, Homes	560,811.04	Buildings and Grounds		Library and Education	
County Aid to Hospitals		Conservation		All Other	
Health Clinics	41,694.00	6,614,533.64		16,299,841.00	
Masquito Extermination	479,325.00	55,769.80			
Health Services Except Environmental	9,053,310.59				
County Welfare Board	9,158,754.00				
Child Welfare	2,104,692.00				
Other Welfare Services	1,129,843.00				
RECREATION AND CONSERVATION					
Parks, Playgrounds, Shade Trees	2,471,700.00				
Land Reclamation and Conservation	44,106.00				
Other Recreational Services					

COUNTY Camden

COUNTY SEAT Camden City

Form of Government: Board of Chosen Freeholders 7 Members

Number of Constituent Municipalities 37

Population Census 1980 471,650

Population Estimated 1981 475,871

Land Area — Square Miles 222.01

Net Valuation on which County Taxes are Apportioned \$6,931,754,624

Tax Rate per \$100 \$1.150

Tax Levy \$79,755,046.93

Distribution of Ratables:

Class	Line Items	Assessed Valuation	% of Valuation
Vacant Land	20,118	189,456,733	3.69
Residential	126,012	3,467,901,057	67.49
Farm	1,256	22,505,055	.44
Commercial	7,168	928,882,963	18.07
Industrial	655	242,488,670	4.72
Apartments	609	287,416,034	5.59
TOTAL	155,818	5,138,650,512	100.00

Bond Ratings:

Moody's A-1

Standard & Poor's AAA-MBIA



0500
 Population 1980 82,266 Net Valuation Taxable
 Population 1981 84,299 2,777,039,344
 S & P Rating Net Valuation on Which County Taxes
 Moody Rating A are apportioned:
 Land Area 263.37 Sq. Miles 4,086,706,777

CAPE MAY COUNTY – Class 6
Form of Government:
Board of Chosen Freeholders
Number of Freeholders on Board – 5

PER CAPITA:
 Gross Debt 611.77
 Net Debt 193.44
 Debt Service 21.64
 Total Tax Levy 203.88
 County Functions: 317.61

PER CENT:
 Gross Debt 1.29
 Net Debt .41

EXPENDITURES		EXPENDITURES (cont'd.)		REVENUES REALIZED	
GENERAL GOVERNMENT		EDUCATION (excluding schaals)		Property Taxes	17,187,193.57
Governing Body and Public Boards	498,338.12	County Superintendent of Schools	71,081.00	Financial Business Tax	
County Clerk	182,560.00	Vacational Schaals	1,034,364.00	Franchise Tax	
Financial Administration	267,632.00	County College		Bank Corp. Tax	
Board of Taxation	82,459.00	County Extension Services	167,222.00	Other Miscellaneous Taxes	
Planning, Housing, Development	219,848.41	Libraries		State Aid Revenues	638,993.01
Human Resources	554,177.36	Other Educational Services	629,578.00	Federal Aid Revenues	2,146,884.98
Elections	311,667.00	STATUTORY EXPENDITURES		State and Local Fiscal Assistance Act Utilized	719,628.00
General Administration	1,609,786.00	Pensions and F.I.C.A.	1,621,000.00	Institutional Revenues	101,408.25
JUDICIARY		Employee Fringe Benefits	949,786.00	Courts	300,065.02
Superior Court-Law Division	24,264.00	Other Statutory Expenditures	130,000.00	County Clerk & Register	694,253.28
County Courts	191,053.00	Ceto & Other Public Employment Programs	1,819,359.88	Surrogate	49,590.39
County District Courts	36,948.00	COUNTY FUNCTIONS TOTAL	24,747,335.38	Sheriff	61,925.44
Juvenile and Domestic Relations Courts	142,295.00	CAPITAL IMPROVEMENTS *MEMO	120,000.00	Other Miscellaneous Revenues	5,406,234.49
Jury Commission and Jurors' Fees	18,072.00	DEBT SERVICE		Other Revenues, Revenue Sharing, Tax Effort	
Low Library	8,850.00	Principal Payments	550,000.00	TOTAL	27,306,176.43
Prosecutor's Office	657,363.00	Interest Payments	1,274,173.51	Prior Years Surplus Appropriated	1,500,000.00
Surrogate's Office	106,744.00	DEFERRED CHARGES	202,709.60	REVENUES TOTAL	28,806,176.43
Probation Office	547,672.00	RESERVE FOR UNCOLLECTED TAXES			
County Clerk (Judicial Functions)	127,290.00			CURRENT FINANCES DECEMBER 31,	
Sheriff's Office (Judicial Functions)	146,395.00			ASSETS	
Other Judicial		EXPENDITURES TOTAL	26,774,218.49	Cash Dec. 31,	4,048,094.89
PUBLIC SAFETY				Taxes Receivable	218,514.42
County Police	109,884.00	CAPITAL DEBT AUTHORIZED, DECEMBER 31,		Emergencies and Other Deferred Charges	128,925.52
Sheriff's Office	123,054.00	ISSUED AND UNISSUED		State Aid Receivable	125,000.00
Civil Defense and Disaster Control	60,542.00	School		Other Receivable	462,429.03
Environmental Inspection and Control		Self-liquidating		TOTAL	4,982,963.86
Weights and Measures	42,210.00	Other	51,571,478		
Correctional and Penal	1,584,476.00	Total	51,571,478	LIABILITIES RESERVES, AND SURPLUS	
Other Public Safety	12,000.00			Cash Liabilities	1,627,939.26
PUBLIC WORKS		ISSUED AND OUTSTANDING		Reserves For Receivables	630,501.45
Roads and Bridges, Streets, Drainage	159,005.00	School		Surplus Dec. 31,	2,724,523.15
State Aid Motor Vehicle Fund		Self-liquidating		TOTAL	4,982,963.86
County Funds	1,805,938.30	Other			
Other Roads and Bridges		Total	51,257,500.00		
Public Buildings and Grounds	1,052,557.06		51,257,500.00		
Other Public Works	592,139.49	Equalized Valuation Basis			
HEALTH AND WELFARE		for Net Debt Computation	3,995,181,454.67		
County Health Department	882,907.00	CAPITAL OUTLAY TOTAL	4,881,913.35		
Mental Health Activities	744,852.52				
Tubercular Patient Care		Public Enterprises			
County Hospitals, Homes		Recreation—Culture			
County Aid to Hospitals	7,500.00	Public Works	182,815.71		
Health Clinics		Buildings and Grounds	1,116,479.02		
Mosquito Extermination	696,719.52	Library and Education	3,582,618.62		
Health Services Except Environmental	333,454.13	Conservation			
County Welfare Board	1,490,830.59	All Other			
Child Welfare	155,000.00				
Other Welfare Services	2,445,028.00				
RECREATION AND CONSERVATION					
Parks, Playgrounds, Shade Trees	289,433.00				
Land Reclamation and Conservation	4,000.00				
Other Recreational Services					

COUNTY Cape May

COUNTY SEAT Cape May Court House

Form of Government: Board of Chosen Freeholders 5 Members

Number of Constituent Municipalities 16

Population Census 1980 82,266

Population Estimated 1981 84,299

Land Area — Square Miles 263.08

Net Valuation on which County Taxes are Apportioned \$4,086,706,777

Tax Rate per \$100 \$.420

Tax Levy \$17,187,193.57

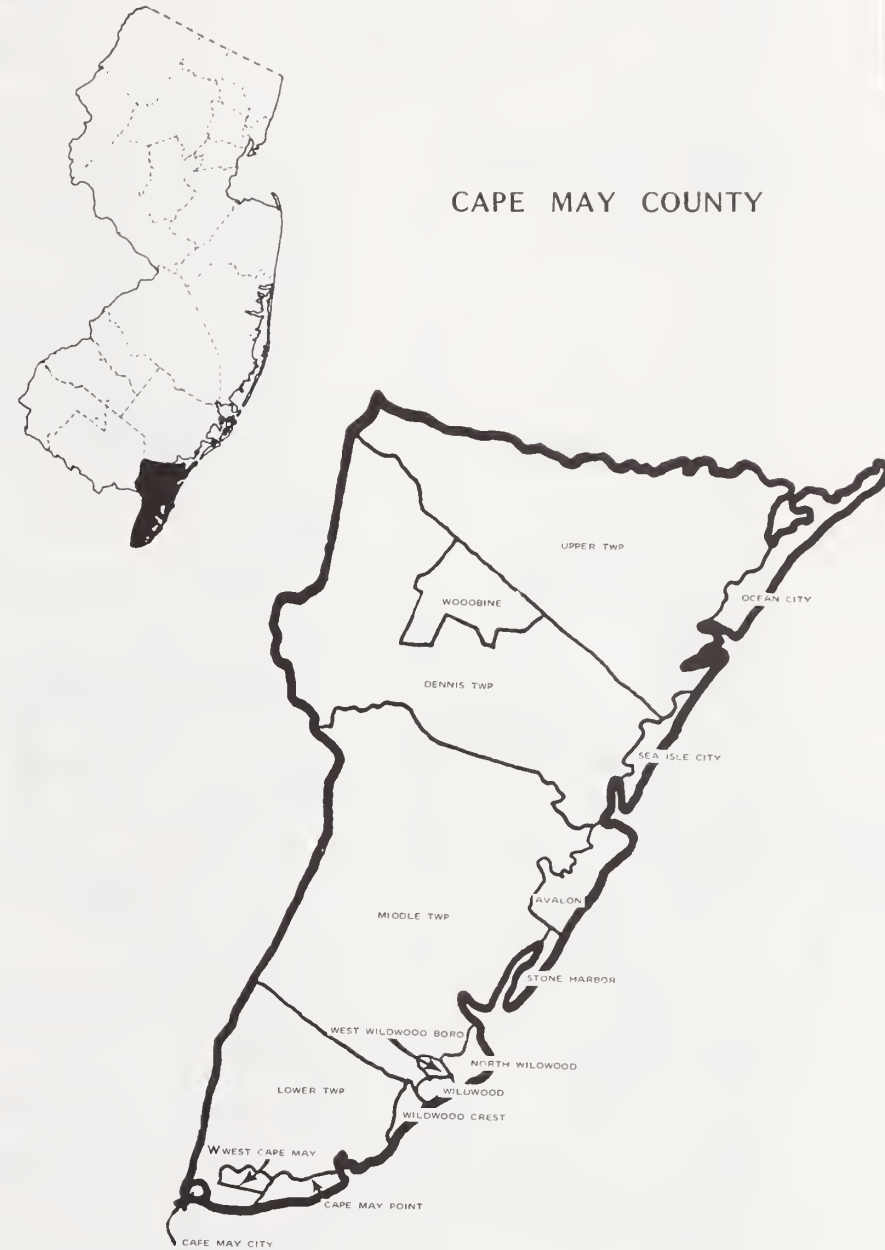
Distribution of Ratables:

Class	Line Items	Assessed Valuation	% of Valuation
Vacant Land	17,272	162,505,008	5.91
Residential	49,891	2,000,691,676	72.77
Farm	812	11,709,300	.43
Commercial	3,074	430,109,611	15.64
Industrial	49	15,376,320	.56
Apartments	1,085	128,893,770	4.69
TOTAL	72,183	2,749,285,685	100.00

Bond Ratings:

Moody's A

Standard & Poor's



0600

Population 1980 132,866 Net Valuation Taxable
 Population 1981 133,148 1,378,160,907
 S & P Rating A Net Valuation on Which County Taxes
 Moody Rating A-1 are apportioned:
 Land Area 501.73 Sq. Miles 1,652,249,559

CUMBERLAND COUNTY – Class 3
Form of Government:
Board of Chosen Freeholders
Number of Freeholders on Board – 7

PER CAPITA:

Gross Debt 155.41
 Net Debt 151.50
 Debt Service 11.62
 Total Tax Levy 121.59
 County Functions: 245.08

PER CENT:

Gross Debt 1.36
 Net Debt 1.32

EXPENDITURES		EXPENDITURES (cont'd.)		REVENUES REALIZED	
GENERAL GOVERNMENT		EDUCATION (excluding schools)		Property Taxes	
Governing Body and Public Boards	315,001.98	County Superintendent of Schools	99,113.00		16,189,232.90
County Clerk	210,274.00	Vocational Schools	339,756.50	Financial Business Tax	
Financial Administration	349,800.00	County College	971,586.00	Franchise Tax	
Board of Taxation	29,558.00	County Extension Services	204,979.00	Bank Corp. Tax	
Planning, Housing, Development	218,067.38	Libraries	247,422.00	Other Miscellaneous Taxes	
Human Resources	601,464.35	Other Educational Services	91,689.00	State Aid Revenues	2,421,929.71
Elections	183,933.00	STATUTORY EXPENDITURES		Federal Aid Revenues	5,059,289.16
General Administration	840,657.71	Pensions and F.I.C.A.	1,343,663.00	State and Local Fiscal Assistance Act Utilized	1,446,363.92
JUDICIARY		Employee Fringe Benefits	869,351.00	Institutional Revenues	3,285,533.64
Superior Court-Law Division	49,285.00	Other Statutory Expenditures	180,000.00	Courts	54,611.93
County Courts	225,299.00	Ceta & Other Public Employment Programs	4,615,271.50	County Clerk & Register	249,868.50
County District Courts	72,352.00	COUNTY FUNCTIONS TOTAL	31,063,083.72	Surrogate	47,903.52
Juvenile and Domestic Relations Courts	39,545.00	CAPITAL IMPROVEMENTS *MEMO	50,000.00	Sheriff	67,264.37
Jury Commission and Jurors' Fees	71,732.00	DEBT SERVICE		Other Miscellaneous Revenues	2,761,006.33
Law Library	13,072.00	Principal Payments	795,000.00	Other Revenues, Revenue Sharing, Tax Effort	
Prosecutor's Office	461,241.00	Interest Payments	752,768.75	TOTAL	31,583,003.98
Surrogate's Office	104,368.00	DEFERRED CHARGES	21,226.35	Prior Years Surplus Appropriated	1,054,971.20
Probation Office	482,173.00	RESERVE FOR UNCOLLECTED TAXES		REVENUES TOTAL	32,637,975.18
County Clerk (Judicial Functions)	141,128.00	EXPENDITURES TOTAL	32,632,078.82	CURRENT FINANCES DECEMBER 31,	
Sheriff's Office (Judicial Functions)	96,600.00			ASSETS	
Other Judicial				Cash Dec. 31,	4,280,878.78
PUBLIC SAFETY		CAPITAL DEBT AUTHORIZED, DECEMBER 31,		Taxes Receivable	
County Police	93,508.00	ISSUED AND UNISSUED GROSS DEBT	NET DEBT	Emergencies and Other Deferred Charges	4,571.62
Sheriff's Office	471,720.00	School		State Aid Receivable	147,240.90
Civil Defense and Disaster Control	34,174.00	Self-liquidating		Other Receivable	342,071.25
Environmental Inspection and Control		Other	20,693,000	TOTAL	4,774,762.55
Weights and Measures	64,703.00	Total	20,693,000	LIABILITIES RESERVES, AND SURPLUS	
Correctional and Penal	1,924,934.00			Cash Liabilities	2,303,678.09
Other Public Safety	2,000.00	ISSUED AND OUTSTANDING		Reserves For Receivables	267,346.44
PUBLIC WORKS		School		Surplus Dec. 31,	2,203,738.02
Roads and Bridges, Streets, Drainage	196,000.00	Self-liquidating		TOTAL	4,774,762.55
State Aid Motor Vehicle Fund		Other			
County Funds	1,420,594.00	Total	15,674,000.00		
Other Roads and Bridges			15,674,000.00		
Public Buildings and Grounds	611,782.92	Equalized Valuation Basis			
Other Public Works	377,404.00	for Net Debt Computation	1,524,904,797.33		
HEALTH AND WELFARE		CAPITAL OUTLAY TOTAL	1,573,700.91		
County Health Department	72,517.07	Public Enterprises			
Mental Health Activities	3,236,087.00	Recreation—Culture			
Tubercular Patient Care		Public Works	1,557,331.95		
County Hospitals, Homes	3,457,659.00	Buildings and Grounds	16,368.96		
County Aid to Hospitals	125,000.00	Library and Education			
Health Clinics	33,727.00	Conservation			
Mosquito Extermination	285,171.00	All Other			
Health Services Except Environmental	935,189.88				
County Welfare Board	3,746,132.00				
Child Welfare	154,438.64				
Other Welfare Services	243,725.00				
RECREATION AND CONSERVATION					
Parks, Playgrounds, Shade Trees					
Land Reclamation and Conservation	56,664.79				
Other Recreational Services	51,570.00				

COUNTY Cumberland

COUNTY SEAT Bridgeton City

Form of Government: Board of Chosen Freeholders 7 Members

Number of Constituent Municipalities 14

Population Census 1980 132,866

Population Estimated 1981 133,148

Land Area — Square Miles 504.35

Net Valuation on which County Taxes are Apportioned \$1,652,249,559

Tax Rate per \$100 \$.980

Tax Levy \$16,189,232.90

Distribution of Ratables:

Class	Line Items	Assessed Valuation	% of Valuation
Vacant Land	18,290	65,796,161	4.89
Residential	33,251	856,676,920	63.72
Farm	4,495	72,370,388	5.38
Commercial	2,540	200,285,940	14.90
Industrial	350	102,789,899	7.65
Apartments	137	46,498,200	3.46
TOTAL	59,063	1,344,417,508	100.00

Bond Ratings:

Moody's A-1

Standard & Poor's A



CUMBERLAND COUNTY



Population 1980	851,116	Net Valuation Taxable	
Population 1981	844,202		8,062,099,700
S & P Rating	A+	Net Valuation on Which County Taxes	
Moody Rating	AA	are apportioned:	
Land Area	127.44	Sq. Miles	12,252,609,108

Number of Freeholders on Board – 9

Grass Debt	131.47
Net Debt	119.52
Debt Service	10.35
Total Tax Levy	173.32
County Functions:	314.95

Gross Debt	.97
Net Debt	.89

24

COUNTY Essex

COUNTY SEAT Newark City

Form of Government.* Board of Chosen Freeholders 9 Members

Number of Constituent Municipalities 22

Population Census 1980 851,116

Population Estimated 1981 844,202

Land Area — Square Miles 127.44

Net Valuation on which County Taxes are Apportioned \$12,411,835,384

Tax Rate per \$100 \$1.179

Tax Levy \$146,316,143.47

Distribution of Ratables:

Class	Line Items	Assessed Valuation	% of Valuation
Vacant Land	7,650	144,040,700	1.83
Residential	135,135	5,140,733,400	65.42
Farm	68	2,797,500	.04
Commercial	11,331	1,344,475,700	17.11
Industrial	2,444	661,516,200	8.42
Apartments	3,440	564,427,500	7.18
TOTAL	160,068	7,857,991,000	100.00

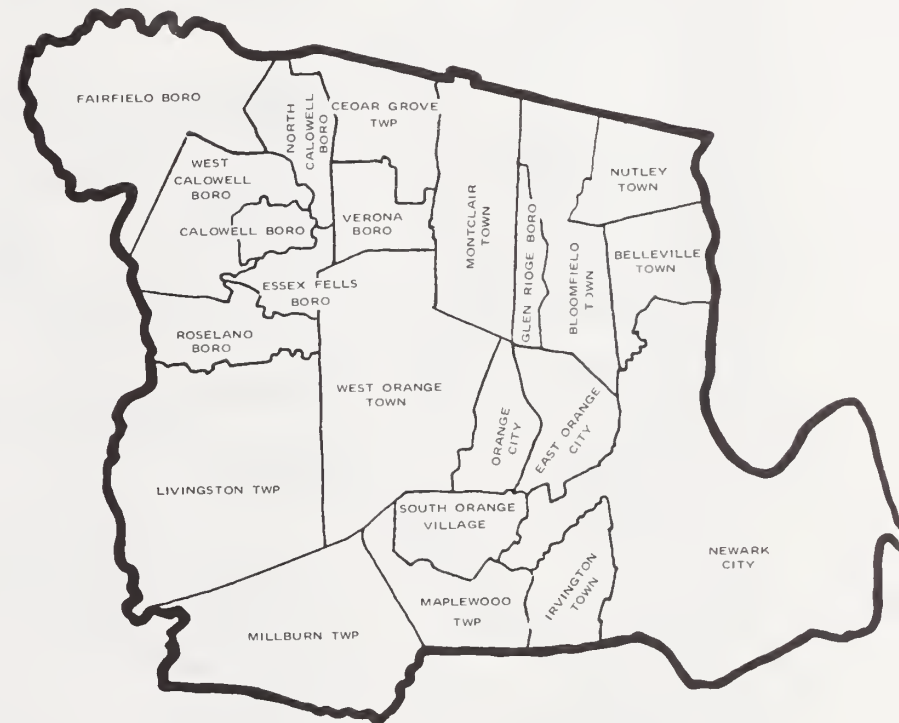
Bond Ratings:

Moody's AA

Standard & Poor's A+



ESSEX COUNTY



0800

Population 1980 199,917
 Population 1981 204,029
 S & P Rating A+
 Moody Rating A-1
 Land Area 328.36 Sq. Miles

Net Valuation Taxable
 2,788,601,971
 Net Valuation on Which County Taxes
 are apportioned:
 3,476,196,359

GLOUCESTER COUNTY - Class 3

Form of Government:

Board of Chosen Freeholders

Number of Freeholders on Board - 7

PER CAPITA:

Gross Debt 104.62
 Net Debt 104.62
 Debt Service 17.07
 Total Tax Levy 103.58
 County Functions: 185.75

PER CENT:

Gross Debt .66
 Net Debt .66

EXPENDITURES		EXPENDITURES (cont'd.)		REVENUES REALIZED	
GENERAL GOVERNMENT		EDUCATION (excluding schools)		Property Taxes	
Governing Body and Public Boards	267,388.42	County Superintendent of Schools	134,836.00	Financial Business Tax	21,133,576.72
County Clerk	240,770.00	Vocational Schools	945,060.50	Franchise Tax	
Financial Administration	260,200.61	County College	867,472.00	Bank Corp. Tax	
Board of Taxation	102,813.00	County Extension Services	122,762.00	Other Miscellaneous Taxes	
Planning, Housing, Development	339,006.00	Libraries		State Aid Revenues	967,149.63
Human Resources	74,848.00	Other Educational Services	100,634.21	Federal Aid Revenues	4,972,000.00
Elections	498,031.86	STATUTORY EXPENDITURES		State and Local Fiscal Assistance Act Utilized	1,414,325.00
General Administration	3,577,424.98	Pensions and F.I.C.A.	1,500,786.93	Institutional Revenues	328,561.81
JUDICIARY		Employee Fringe Benefits	748,400.00	Courts	67,389.18
Superior Court-Law Division	246,365.00	Other Statutory Expenditures	80,500.00	County Clerk & Register	516,746.49
County Courts	44,236.00	Ceta & Other Public Employment Programs	5,085,624.71	Surrogate	57,121.22
County District Courts	134,663.00	COUNTY FUNCTIONS TOTAL	34,365,721.83	Sheriff	114,320.47
Juvenile and Domestic Relations Courts		CAPITAL IMPROVEMENTS *MEMO	105,555.00	Other Miscellaneous Revenues	7,662,221.82
Jury Commission and Jurors' Fees	89,903.00	DEBT SERVICE		Other Revenues, Revenue Sharing, Tax Effort	
Law Library	9,500.00	Principal Payments	2,115,000.00	TOTAL	37,233,412.34
Prosecutor's Office	1,120,334.00	Interest Payments	1,367,471.00	Prior Years Surplus Appropriated	3,433,065.13
Surrogate's Office	152,397.00	DEFERRED CHARGES	49,675.90	REVENUES TOTAL	40,666,477.47
Probation Office	1,281,818.00	RESERVE FOR UNCOLLECTED TAXES			
County Clerk (Judicial Functions)	284,250.00			CURRENT FINANCES DECEMBER 31,	
Sheriff's Office (Judicial Functions)	117,307.00			ASSETS	
Other Judicial				Cash Dec. 31,	13,355,273.67
PUBLIC SAFETY		EXPENDITURES TOTAL	37,897,868.73	Taxes Receivable	328,556.18
County Police	208,592.00			Emergencies and Other Deferred Charges	1,444,000.00
Sheriff's Office	546,274.00	CAPITAL DEBT AUTHORIZED, DECEMBER 31,		State Aid Receivable	358,185.75
Civil Defense and Disaster Control	5,731.00	ISSUED AND UNISSUED		Other Receivable	639,650.29
Environmental Inspection and Control		School		TOTAL	16,125,665.89
Weights and Measures	74,688.00	Self-liquidating			
Correcitonal and Penal	1,067,209.00	Other	21,346,250	LIABILITIES RESERVES, AND SURPLUS	
Other Public Safety	10,728.00	Total	21,346,250	Cash Liabilities	4,677,448.68
PUBLIC WORKS				Reserves For Receivables	749,532.05
Roads and Bridges, Streets, Drainage	166,423.68	ISSUED AND OUTSTANDING		Surplus Dec. 31,	10,698,685.16
State Aid Motor Vehicle Fund		School		TOTAL	16,125,665.89
County Funds	1,404,619.00	Self-liquidating			
Other Roads and Bridges		Other			
Public Buildings and Grounds	1,198,908.00	Total	18,880,500.00		
Other Public Works	737,266.00	Equalized Valuation Basis for Net Debt Computation	3,258,408,904.67		
HEALTH AND WELFARE		CAPITAL OUTLAY TOTAL	11,672,623.08		
County Health Department	689,130.00				
Mental Health Activities	1,561,000.00	Public Enterprises			
Tubercular Patient Care		Recreation—Culture	741,472.91		
County Hospitals, Homes		Public Works	705,721.51		
County Aid to Hospitals	260,000.00	Buildings and Grounds	10,129,073.57		
Health Clinics	17,500.00	Library and Education	96,355.09		
Mosquito Extermination	295,600.00	Conservation			
Health Services Except Environmental	699,813.23	All Other			
County Welfare Board	2,869,193.00				
Child Welfare	36,900.00				
Other Welfare Services	2,391,045.00				
RECREATION AND CONSERVATION					
Parks, Playgrounds, Shade Trees	279,226.00				
Land Reclamation and Conservation	64,927.00				
Other Recreational Services	1,353,616.70				

COUNTY Gloucester

COUNTY SEAT Woodbury City

Form of Government. Board of Chosen Freeholders 7 Members

Number of Constituent Municipalities 24

Population Census 1980 199,917

Population Estimated 1981 204,029

Land Area — Square Miles 328.36

Net Valuation on which County Taxes are Apportioned \$3,476,196,359

Tax Rate per \$100 \$.608

Tax Levy \$21,133,576.72

Distribution of Ratables:

Class	Line Items	Assessed Valuation	% of Valuation
Vacant Land	15,035	145,840,970	5.30
Residential	52,351	1,720,957,850	62.51
Farm	5,152	104,095,550	3.78
Commercial	2,906	462,702,550	16.80
Industrial	173	229,087,985	8.32
Departments	176	90,579,500	3.29
TOTAL	75,793	2,753,264,405	100.00

Bond Ratings:

A-1

Moody's

Standard & Poor's A+



GLOUCESTER COUNTY



0900

Population 1980 556,972

Population 1981 558,528

S & P Rating A

Moody Rating BAA-1

Land Area 46.42 Sq. Miles 5,834,043,899

Net Valuation Taxable

3,589,042,623

Net Valuation on Which County Taxes

are apportioned:

HUDSON COUNTY - Class 1**Form of Government:****County Exec. Plan - (O.C.C.L. - 1972)****Number of Freeholders on Board - 9****PER CAPITA:**

Gross Debt

69.65

Net Debt

69.65

Debt Service

7.42

Total Tax Levy

123.29

County Functions:

233.25

PER CENT:

Gross Debt

.72

Net Debt

.72

EXPENDITURES		EXPENDITURES (cont'd.)		REVENUES REALIZED	
GENERAL GOVERNMENT		EDUCATION (excluding schools)		Property Taxes	68,860,949.53
Governing Body and Public Boards	143,300.00	County Superintendent of Schools	61,990.00	Financial Business Tax	
County Clerk	1,135,310.00	Vocational Schools	5,288,705.00	Franchise Tax	
Financial Administration	1,224,813.00	County College	1,093,446.00	Bank Corp. Tax	
Board of Taxation		County Extension Services		Other Miscellaneous Taxes	
Planning, Housing, Development		Libraries		State Aid Revenues	13,177,508.63
Human Resources	2,306,289.66	Other Educational Services	240,469.55	Federal Aid Revenues	16,683,955.11
Elections	1,617,575.00	STATUTORY EXPENDITURES		State and Local Fiscal Assistance Act Utilized	5,254,800.25
General Administration	4,464,971.25	Pensions and F.I.C.A.	10,157,000.00	Institutional Revenues	15,674,326.25
JUDICIARY		Employee Fringe Benefits	3,150,000.00	Courts	404,294.17
Superior Court-Law Division	1,122,170.00	Other Statutory Expenditures	450,000.00	County Clerk & Register	919,995.27
County Courts		Ceta & Other Public Employment Programs	15,617,173.12	Surrogate	138,061.90
County District Courts	763,065.00	COUNTY FUNCTIONS TOTAL	125,810,622.56	Sheriff	221,380.02
Juvenile and Domestic Relations Courts	611,450.00	CAPITAL IMPROVEMENTS *MEMO	100,000.00	Other Miscellaneous Revenues	9,061,918.59
Jury Commission and Jurors' Fees	547,200.00	DEBT SERVICE		Other Revenues, Revenue Sharing, Tax Effort	
Law Library		Principal Payments	2,572,000.00	TOTAL	130,397,189.72
Prosecutor's Office	3,401,609.00	Interest Payments	1,574,060.63	Prior Years Surplus Appropriated	9,324,172.90
Surrogate's Office	349,000.00	DEFERRED CHARGES	318,230.24	REVENUES TOTAL	139,721,362.62
Probation Office	2,735,100.00	RESERVE FOR UNCOLLECTED TAXES			
County Clerk (Judicial Functions)	705,300.00			CURRENT FINANCES DECEMBER 31,	
Sheriff's Office (Judicial Functions)	837,500.00			ASSETS	
Other Judicial		EXPENDITURES TOTAL	130,274,913.43	Cash Dec. 31,	37,416,807.80
PUBLIC SAFETY				Taxes Receivable	
County Police	2,213,563.00	CAPITAL DEBT AUTHORIZED, DECEMBER 31,		Emergencies and Other Deferred Charges	20,000.00
Sheriff's Office	1,323,000.00	ISSUED AND UNISSUED GROSS DEBT	NET DEBT	State Aid Receivable	4,849,468.33
Civil Defense and Disaster Control	26,350.00	School		Other Receivable	
Environmental Inspection and Control		Self-liquidating		TOTAL	42,286,276.13
Weights and Measures	54,350.00	Other	38,899,014		
Correctional and Penal	4,462,350.00	Total	38,899,014	LIABILITIES RESERVES, AND SURPLUS	
Other Public Safety	6,000.00			Cash Liabilities	24,557,789.17
PUBLIC WORKS				Reserves For Receivables	4,080,095.33
Roads and Bridges, Streets, Drainage	1,065,700.00	ISSUED AND OUTSTANDING		Surplus Dec. 31,	13,648,391.63
State Aid Motor Vehicle Fund		School		TOTAL	42,286,276.13
County Funds	1,224,615.00	Self-liquidating			
Other Roads and Bridges		Other			
Public Buildings and Grounds	1,588,560.00	Total	26,900,000.00		
Other Public Works	459,488.15		26,900,000.00		
HEALTH AND WELFARE		Equalized Valuation Basis			
County Health Department	433,920.00	for Net Debt Computation	5,408,648,487.00		
Mental Health Activities	20,035,560.00	CAPITAL OUTLAY TOTAL	3,774,795.44		
Tubercular Patient Care	1,000.00				
County Hospitals, Homes	418,100.00	Public Enterprises			
County Aid to Hospitals	11,073,660.00	Recreation—Culture	4,072.46		
Health Clinics	83,800.00	Public Works	28,963.10		
Mosquito Extermination		Buildings and Grounds	128,244.32		
Health Services Except Environmental	71,369.83	Library and Education	3,613,515.56		
County Welfare Board	20,121,535.00	Conservation			
Child Welfare	1,075,000.00	All Other			
Other Welfare Services	41,890.00				
RECREATION AND CONSERVATION					
Parks, Playgrounds, Shade Trees	1,772,685.00				
Land Reclamation and Conservation	234,690.00				
Other Recreational Services					

COUNTY Hudson

COUNTY SEAT Jersey City

Form of Government:* Board of Chosen Freeholders 9 Members

12

Number of Constituent Municipalities 12

Population Census 1980 556,972

Population Estimated 1981 558,528

Land Area — Square Miles 46.42

Net Valuation on which County Taxes are Apportioned \$5,834,043,899

Tax Rate per \$100 \$1,180

Tax Levy \$68,860,949.53

Distribution of Ratables:

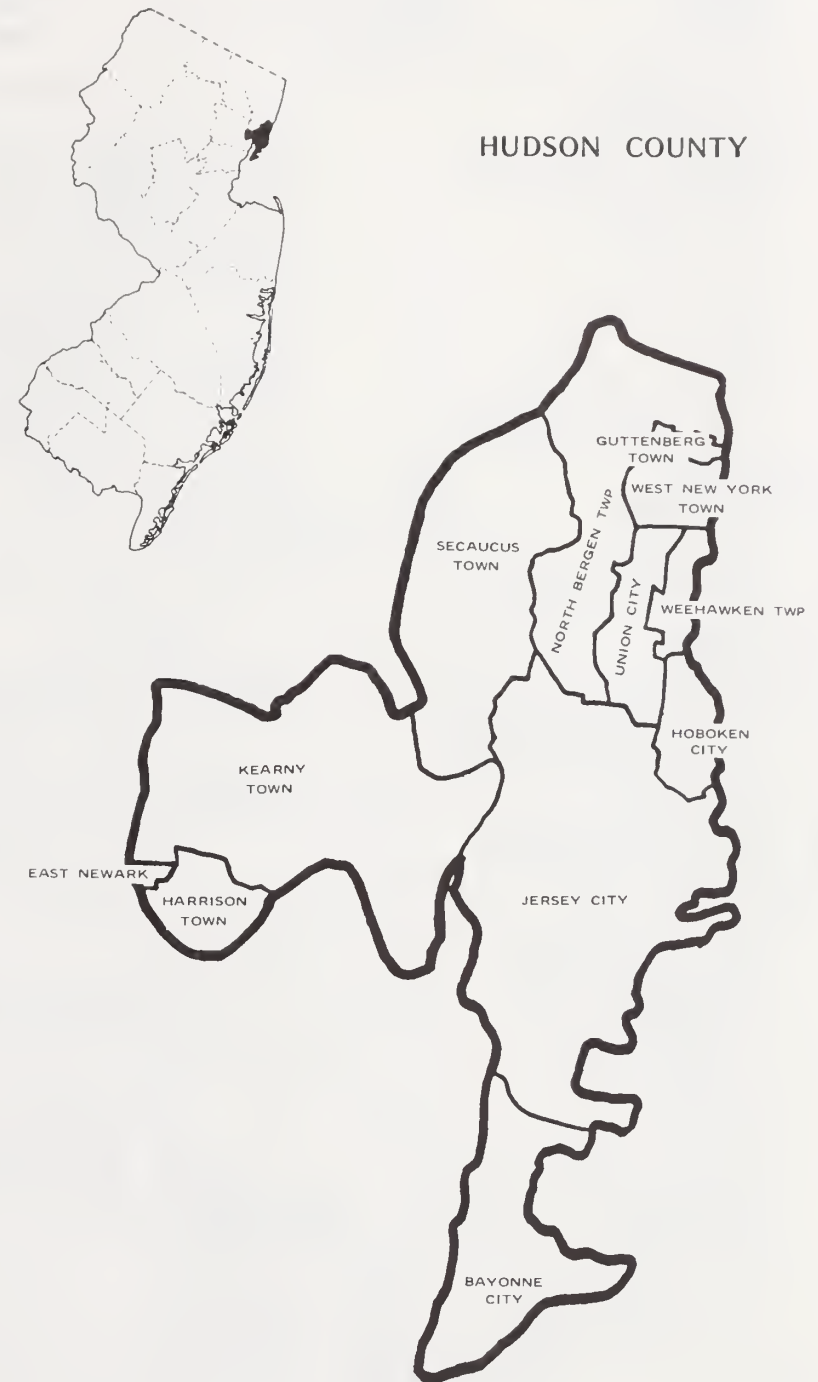
Class	Line Items	Assessed Valuation	% of Valuation
Vacant Land	6,076	144,232,690	4.11
Residential	63,016	1,428,658,589	40.70
Farm	-0-	-0-	-0-
Commercial	10,805	608,547,185	17.34
Industrial	2,916	932,932,489	26.58
Apartments	4,879	395,504,870	11.27
TOTAL	87,692	3,509,875,823	100.00

Bond Ratings:

Moody's BAA-1

Standard & Poor's A

*County Executive Plan — Optional County Charter Law-1972



1000
 Population 1980 87,361
 Population 1981 88,005
 S & P Rating
 Maady Rating
 Land Area 429.60 Sq. Miles

Net Valuation Taxable
 2,262,743,720
 Net Valuation an Which County Taxes
 are appartioned:
 2,568,162,734

HUNTERDON COUNTY - Class 3

Form of Government:

Board of Chosen Freeholders

Number of Freeholders on Board - 3

PER CAPITA:
 Grass Debt 300.53
 Net Debt 300.53
 Debt Service 15.43
 Total Tax Levy 128.73
 County Functions: 172.20

PER CENT:
 Grass Debt 1.11
 Net Debt 1.11

EXPENDITURES		EXPENDITURES (cant'd.)		REVENUES REALIZED	
GENERAL GOVERNMENT		EDUCATION (excluding schaals)		Property Taxes	11,329,000.00
Governing Body and Public Baards	80,610.00	County Superintendent of Schools	102,275.00	Financial Business Tax	
Caunty Clerk	210,785.00	Vacational Schaals		Franchise Tax	
Financial Administration	163,215.00	Caunty College		Bank Carp. Tax	
Board of Taxation	57,225.00	Caunty Extension Services	107,726.00	Other Miscellaneous Taxes	
Planning, Hausing, Development	148,200.00	Libraries		State Aid Revenues	345,516.00
Humon Resaources	418,004.00	Other Educational Services	736,635.00	Federal Aid Revenues	245,282.00
Elections	169,780.00	STATUTORY EXPENDITURES		State and Local Fiscal Assistance Act Utilized	580,899.29
General Administration	1,296,571.08	Pensions and F.I.C.A.	899,800.00	Institutional Revenues	126,285.32
JUDICIARY		Employee Fringe Benefits	340,000.00	Caunts	21,139.75
Superiar Court-Law Division	92,250.00	Other Statutory Expenditures	45,000.00	County Clerk & Register	190,069.13
Caunty Courts	125,900.00	Ceta & Other Public Employment Programs	275,282.00	Surrogate	44,789.56
Caunty District Courts	59,860.00	COUNTY FUNCTIONS TOTAL	13,449,863.37	Sheriff	49,482.06
Juvenile and Domesic Relatians Courts		CAPITAL IMPROVEMENTS *MEMO	544,000.00	Other Miscellaneous Revenues	2,406,702.57
Jury Commission and Jurors' Fees	80,890.00	DEBT SERVICE		Other Revenues, Revenue Sharing, Tax Effort	
Law Library	38,025.00	Principal Payments	328,000.00	TOTAL	15,339,165.68
Prasecutar's Office	600,500.00	Interest Payments	1,030,355.87	Priar Years Surplus Appropriated	1,603,714.71
Surrogate's Office	88,315.00	DEFERRED CHARGES	346,658.88	REVENUES TOTAL	16,942,880.39
Prabation Office	341,082.00	RESERVE FOR UNCOLLECTED TAXES			
Caunty Clerk (Judicial Functions)		EXPENDITURES TOTAL	15,154,878.12	CURRENT FINANCES DECEMBER 31,	
Sheriff's Office (Judicial Functions)				ASSETS	
Other Judicial				Cash Dec. 31,	4,655,353.37
PUBLIC SAFETY				Taxes Receivable	
Caunty Police	341,083.00	CAPITAL DEBT AUTHORIZED, DECEMBER 31,		Emergencies and Other Deferred Charges	301,127.66
Sheriff's Office	323,800.00	ISSUED AND UNISSUED GROSS DEBT	NET DEBT	State Aid Receivable	152,352.00
Civil Defense and Disaster Central	28,785.00	Schaal		Other Receivable	314,708.91
Enviromental Inspection and Central		Self-liquidating		TOTAL	5,423,541.94
Weights and Measures	32,450.00	Other	26,448,250		
Carrectional and Penal	676,000.00	Total	26,448,250	LIABILITIES RESERVES, AND SURPLUS	
Other Public Safety	15,590.00			Cash Liabilities	2,138,336.93
PUBLIC WORKS				Reserves Far Receivables	305,862.99
Raads and Bridges, Streets, Drainage		ISSUED AND OUTSTANDING		Surplus Dec. 31,	2,979,342.02
State Aid Matar Vehicle Fund		Schaal		TOTAL	5,423,541.94
Caunty Funds	2,348,760.00	Self-liquidating			
Other Raads and Bridges		Other			
Public Buildings and Grounds	358,500.00	Total	15,166,000.00		
Other Public Warks	209,680.00	Equalized Valuation Basis			
HEALTH AND WELFARE		far Net Debt Computation	2,377,507,855.33		
Caunty Health Department	40,000.00	CAPITAL OUTLAY TOTAL	4,600,343.10		
Mental Health Activities	918,254.29				
Tubercular Patient Care		Public Enterprises			
County Haspitals, Homes		Recreation—Culture	237,516.75		
Caunty Aid ta Hospitals		Public Warks	1,607,021.08		
Health Clinics	21,815.00	Buildings and Grounds	2,645,899.18		
Mosquita Extermination		Library and Education	109,906.09		
Health Services Except Envrinmental	367,755.00	Conservation			
Caunty Welfare Board	661,473.00	All Other			
Child Welfare	306,000.00				
Other Welfare Services	92,165.00				
RECREATION AND CONSERVATION					
Parks, Playgrounds, Shade Trees	6,200.00				
Land Reclomation and Conservation	17,315.00				
Other Recreational Services	206,308.00				

COUNTY Hunterdon

COUNTY SEAT Flemington Borough

Form of Government:* Board of Chosen Freeholders 3 Members

Number of Constituent Municipalities 26

Population Census 1980 87,361

Population Estimated 1981 88,005

Land Area — Square Miles 429.60

Net Valuation on which County Taxes are Apportioned \$2,568,162,734

Tax Rate per \$100 \$.441

Tax Levy \$11,329,000.00

Distribution of Ratables:

Class	Line Items	Assessed Valuation	% of Valuation
Vacant Land	5,504	108,874,416	4.90
Residential	22,387	1,480,941,967	66.64
Farm	7,458	265,795,714	11.96
Commercial	1,572	239,349,357	10.77
Industrial	148	104,780,969	4.72
Apartments	71	22,398,675	1.01
TOTAL	37,140	2,222,141,098	100.00

Bond Ratings:

Moody's _____

Standard & Poor's _____

HUNTERDON COUNTY



Population 1980 307,863 Net Valuation Taxable
 Population 1981 306,518 3,931,148,630
 S & P Rating AA Net Valuation on Which County Taxes
 Moody Rating AA-1 are apportioned:
 Land Area 226.00 Sq. Miles 5,719,938,225

MERCER COUNTY - Class 2**Form of Government:****County Exec. Plan - (O.C.C.L. - 1972)****Number of Freeholders on Board - 7****PER CAPITA:**

Gross Debt 215.40
 Net Debt 204.24
 Debt Service 20.45
 Total Tax Levy 161.31
 County Functions: 231.09

PER CENT:

Gross Debt 1.23
 Net Debt 1.17

EXPENDITURES		EXPENDITURES (cont'd.)		REVENUES REALIZED	
GENERAL GOVERNMENT		EDUCATION (excluding schools)		Property Taxes	
Governing Body and Public Boards	153,281.89	County Superintendent of Schools	63,253.00		49,445,718.58
County Clerk		Vocational Schools	2,131,348.50	Financial Business Tax	
Financial Administration	496,663.21	County College	5,056,462.00	Franchise Tax	96,471.50
Board of Taxation	91,186.00	County Extension Services	124,352.00	Bank Corp. Tax	
Planning, Housing, Development	373,222.00	Libraries		Other Miscellaneous Taxes	
Human Resources	2,768,585.35	Other Educational Services	428,821.00	State Aid Revenues	1,902,822.52
Elections	919,255.00	STATUTORY EXPENDITURES		Federal Aid Revenues	2,288,713.00
General Administration	3,605,520.38	Pensions and F.I.C.A.	3,605,751.00	State and Local Fiscal Assistance Act Utilized	2,810,995.64
JUDICIARY		Employee Fringe Benefits	1,622,000.00	Institutional Revenues	4,497,859.88
Superior Court-Low Division	189,299.00	Other Statutory Expenditures	95,000.00	Courts	231,688.88
County Courts	449,912.00	Ceto & Other Public Employment Programs	2,502,518.46	County Clerk & Register	641,899.70
County District Courts	278,487.00	COUNTY FUNCTIONS TOTAL	64,478,606.63	Surrogate	122,340.05
Juvenile and Domestic Relations Courts	227,507.00	CAPITAL IMPROVEMENTS *MEMO	400,000.00	Sheriff	225,580.21
Jury Commission and Jurors' Fees	186,518.00	DEBT SERVICE		Other Miscellaneous Revenues	6,605,871.58
Low Library	25,000.00	Principal Payments	3,456,000.00	Other Revenues, Revenue Sharing, Tax Effort	
Prosecutor's Office	1,716,811.00	Interest Payments	2,813,289.20	TOTAL	68,869,961.54
Surrogate's Office	140,984.00	DEFERRED CHARGES	84,282.74	Prior Years Surplus Appropriated	4,000,000.00
Probation Office	1,943,086.00	RESERVE FOR UNCOLLECTED TAXES		REVENUES TOTAL	72,869,961.54
County Clerk (Judicial Functions)	632,541.00	EXPENDITURES TOTAL	70,832,178.57	CURRENT FINANCES DECEMBER 31,	
Sheriff's Office (Judicial Functions)	1,041,011.00			ASSETS	
Other Judicial	422,477.00			Cash Dec. 31,	11,938,286.33
PUBLIC SAFETY				Taxes Receivable	564,459.98
County Police	1,308,063.00	CAPITAL DEBT AUTHORIZED, DECEMBER 31,		Emergencies and Other Deferred Charges	
Sheriff's Office	534,971.00	ISSUED AND UNISSUED		State Aid Receivable	
Civil Defense and Disaster Control	88,363.00	School		Other Receivable	632,873.66
Environmental Inspection and Control		Self-liquidating		TOTAL	13,135,619.97
Weights and Measures		Other	66,025,172		
Correctional and Penal	4,904,819.00	Total	66,025,172		
Other Public Safety	9,820.00			LIABILITIES RESERVES, AND SURPLUS	
PUBLIC WORKS		ISSUED AND OUTSTANDING		Cash Liabilities	6,331,088.42
Roads and Bridges, Streets, Drainage	580,908.00	School		Reserves for Receivables	1,016,441.04
State Aid Motor Vehicle Fund		Self-liquidating		Surplus Dec. 31,	5,788,090.51
County Funds	2,711,725.00	Other	46,836,000.00	TOTAL	13,135,619.97
Other Roads and Bridges		Total	46,836,000.00		
Public Buildings and Grounds	1,828,024.00	Equalized Valuation Basis			
Other Public Works	996,080.00	for Net Debt Computation	5,365,368,537.00		
HEALTH AND WELFARE		CAPITAL OUTLAY TOTAL	6,603,936.16		
County Health Department					
Mental Health Activities	4,813,565.78	Public Enterprises			
Tubercular Patient Care		Recreation—Culture	750,418.96		
County Hospitals, Homes	4,560,793.00	Public Works	4,098,779.99		
County Aid to Hospitals		Buildings and Grounds	1,754,737.21		
Health Clinics	7,684.00	Library and Education			
Mosquito Extermination	252,111.00	Conservation			
Health Services Except Environmental	1,233,488.06	All Other			
County Welfare Board	6,968,542.00				
Child Welfare	24,000.00				
Other Welfare Services					
RECREATION AND CONSERVATION					
Parks, Playgrounds, Shade Trees	2,329,522.00				
Land Reclamation and Conservation					
Other Recreational Services	35,275.00				

COUNTY Mercer

COUNTY SEAT Trenton City

Form of Government:* Board of Chosen Freeholders 7 Members

Number of Constituent Municipalities 13

Population Census 1980 307,863

Population Estimated 1981 306,518

Land Area — Square Miles 226.00

Net Valuation on which County Taxes are Apportioned \$5,719,938,225

Tax Rate per \$100 \$.864

Tax Levy \$49,445,718.58

Distribution of Ratables:

Class	Line Items	Assessed Valuation	% of Valuation
Vacant Land	7,333	107,053,185	2.79
Residential	75,673	2,606,094,007	67.63
Farm	2,790	89,606,570	2.32
Commercial	5,500	674,747,660	17.51
Industrial	419	198,641,340	5.16
Apartments	323	177,204,470	4.60
TOTAL	92,038	3,853,347,232	100.00

Bond Ratings:

Moody's AA-1

Standard & Poor's AA



MERCER COUNTY



*County Executive Plan — Optional County Charter Law-1972

1200

Population 1980 595,893

Population 1981 600,514

S & P Rating AA

Moody Rating AAA

Land Area 311.00 Sq. Miles 15,524,632,174

Net Valuation Taxable

9,182,207,884

Net Valuation on Which County Taxes

are apportioned:

MIDDLESEX COUNTY – Class 2**Form of Government:****Board of Chosen Freeholders****Number of Freeholders on Board – 7****PER CAPITA:**

Gross Debt

206.60

Net Debt

197.87

Debt Service

18.21

Total Tax Levy

136.17

County Functions:

206.00

PER CENT:

Gross Debt

1.01

Net Debt

.97

EXPENDITURES		EXPENDITURES (cont'd.)		REVENUES REALIZED	
GENERAL GOVERNMENT		EDUCATION (excluding schools)		Property Taxes	
Governing Body and Public Boards	469,125.50	County Superintendent of Schools	107,546.00	Financial Business Tax	81,770,737.00
County Clerk	431,085.00	Vocational Schools	7,558,358.00	Franchise Tax	
Financial Administration	505,601.54	County College	5,616,907.00	Bank Corp. Tax	
Board of Taxation	113,020.00	County Extension Services	120,210.00	Other Miscellaneous Taxes	583,098.36
Planning, Housing, Development	794,961.00	Libraries		State Aid Revenues	3,218,802.06
Human Resources	494,880.00	Other Educational Services	524,413.00	Federal Aid Revenues	14,863,194.09
Elections	1,004,188.00	STATUTORY EXPENDITURES		State and Local Fiscal Assistance Act Utilized	4,409,775.16
General Administration	5,292,035.70	Pensions and F.I.C.A.	6,290,802.00	Institutional Revenues	8,634,986.75
JUDICIARY		Employee Fringe Benefits	2,425,000.00	Courts	589,014.44
Superior Court-Low Division	836,540.00	Other Statutory Expenditures	230,000.00	County Clerk & Register	1,204,293.04
County Courts	250,445.00	Ceto & Other Public Employment Programs	13,281,436.00	Surrogate	169,722.03
County District Courts	740,955.00	COUNTY FUNCTIONS TOTAL	112,768,778.16	Sheriff	294,059.68
Juvenile and Domestic Relations Courts	308,035.00	CAPITAL IMPROVEMENTS *MEMO	1,227,700.00	Other Miscellaneous Revenues	6,361,405.45
Jury Commission and Jurors' Fees	286,155.00	DEBT SERVICE		Other Revenues, Revenue Sharing, Tax Effort	
Law Library	69,760.00	Principal Payments	7,115,000.00	TOTAL	122,099,088.06
Prosecutor's Office	3,537,716.46	Interest Payments	3,817,401.25	Prior Years Surplus Appropriated	4,725,000.00
Surrogate's Office	210,505.00	DEFERRED CHARGES	4,125.36	REVENUES TOTAL	126,824,088.06
Probation Office	3,212,965.00	RESERVE FOR UNCOLLECTED TAXES		CURRENT FINANCES DECEMBER 31,	
County Clerk (Judicial Functions)	1,302,895.00	EXPENDITURES TOTAL	123,705,304.77	ASSETS	
Sheriff's Office (Judicial Functions)	1,588,185.00			Cash Dec. 31,	11,634,354.87
Other Judicial				Taxes Receivable	614,410.75
PUBLIC SAFETY		CAPITAL DEBT AUTHORIZED, DECEMBER 31,		Emergencies and Other Deferred Charges	252,200.00
County Police	330,723.00	ISSUED AND UNISSUED GROSS DEBT		State Aid Receivable	279,923.76
Sheriff's Office	1,712,994.00	School		Other Receivable	456,290.88
Civil Defense and Disaster Control	57,535.00	Self-liquidating		TOTAL	13,237,180.26
Environmental Inspection and Control		Other	124,066,267	LIABILITIES RESERVES, AND SURPLUS	
Weights and Measures	184,300.00	Total	124,066,267	Cash Liabilities	6,973,021.17
Correctional and Penal	4,941,250.00			Reserves For Receivables	1,070,701.63
Other Public Safety	7,500.00			Surplus Dec. 31,	5,193,457.46
PUBLIC WORKS		ISSUED AND OUTSTANDING		TOTAL	13,237,180.26
Roads and Bridges, Streets, Drainage	121,595.00	School			
State Aid Motor Vehicle Fund		Self-liquidating			
County Funds	3,587,600.00	Other	79,307,000.00		
Other Roads and Bridges		Total	79,307,000.00		
Public Buildings and Grounds	3,216,094.16				
Other Public Works	2,911,294.00	Equalized Valuation Basis for Net Debt Computation	12,192,929,925.00		
HEALTH AND WELFARE		CAPITAL OUTLAY TOTAL	19,069,609.83		
County Health Department	1,008,765.00	Public Enterprises			
Mental Health Activities	7,690,946.00	Recreation—Culture	165,140.19		
Tubercular Patient Care		Public Works	10,959,553.68		
County Hospitals, Homes	63,675.00	Buildings and Grounds	6,732,810.96		
County Aid to Hospitals	14,017,900.00	Library and Education	1,212,105.00		
Health Clinics	103,945.00	Conservation			
Mosquito Extermination	733,370.00	All Other			
Health Services Except Environmental	1,015,568.80				
County Welfare Board	6,882,628.00				
Child Welfare	698,500.00				
Other Welfare Services	492,345.00				
RECREATION AND CONSERVATION					
Parks, Playgrounds, Shade Trees	5,373,525.00				
Land Reclamation and Conservation	13,000.00				
Other Recreational Services					

COUNTY Middlesex

COUNTY SEAT New Brunswick City

Form of Government: Board of Chosen Freeholders 7 Members

Number of Constituent Municipalities 25

Population Census 1980 595,893

Population Estimated 1981 600,514

Land Area — Square Miles 311.00

Net Valuation on which County Taxes are Apportioned \$15,524,632,174

Tax Rate per \$100 \$.527

Tax Levy \$81,770,737.00

Distribution of Ratables:

Class	Line Items	Assessed Valuation	% of Valuation
Vacant Land	17,728	343,702,200	3.81
Residential	138,239	5,183,950,900	57.44
Farm	2,030	56,224,300	.62
Commercial	6,970	1,002,727,900	11.12
Industrial	1,844	1,896,213,500	21.01
Apartments	640	541,895,200	6.00
TOTAL	167,451	9,024,714,000	100.00

Bond Ratings:

Moody's AAA

Standard & Poor's AA



MIDDLESEX COUNTY



1300

Population 1980 503,173

Population 1981 507,939

S & P Rating A+

Moody Rating AA

Land Area 471.57 Sq. Miles 10,769,514,247

Net Valuation Taxable

7,002,835,621

Net Valuation on Which County Taxes

are apportioned:

MONMOUTH COUNTY - Class 5**Form of Government:****Board of Chosen Freeholders****Number of Freeholders on Board - 5****PER CAPITA:**

Gross Debt 63.16

Net Debt 54.32

Debt Service 8.33

Total Tax Levy 112.10

County Functions: 179.24

PER CENT:

Gross Debt .31

Net Debt .27

EXPENDITURES		EXPENDITURES (cont'd.)		REVENUES REALIZED	
GENERAL GOVERNMENT		EDUCATION (excluding schools)		Property Taxes	
Governing Body and Public Boards	235,094.64	County Superintendent of Schools	153,412.82	Financial Business Tax	56,941,642.58
County Clerk	656,308.04	Vocational Schools	2,286,626.00	Franchise Tax	189,830.82
Financial Administration	326,384.31	County College	5,582,527.00	Bank Corp. Tax	
Board of Taxation	124,317.67	County Extension Services	130,176.85	Other Miscellaneous Taxes	
Planning, Housing, Development	481,517.03	Libraries		State Aid Revenues	2,279,440.56
Human Resources	1,926,835.62	Other Educational Services	358,800.36	Federal Aid Revenues	13,789,158.31
Elections	881,329.60	STATUTORY EXPENDITURES		State and Local Fiscal Assistance Act Utilized	3,880,627.47
General Administration	3,782,947.96	Pensions and F.I.C.A.	3,965,314.66	Institutional Revenues	3,535,847.11
JUDICIARY		Employee Fringe Benefits	1,793,995.78	Courts	506,385.50
Superior Court-Law Division	603,524.76	Other Statutory Expenditures	165,980.00	County Clerk & Register	1,506,986.27
County Courts	48,140.73	Ceta & Other Public Employment Programs	12,386,393.33	Surrogate	206,008.28
County District Courts	346,296.06	COUNTY FUNCTIONS TOTAL		Sheriff	402,388.00
Juvenile and Domestic Relations Courts	287,048.59	CAPITAL IMPROVEMENTS	200,000.00	Other Miscellaneous Revenues	5,709,308.46
Jury Commission and Jurors' Fees	237,349.81	DEBT SERVICE		Other Revenues, Revenue Sharing, Tax Effort	
Law Library	18,655.00	Principal Payments	2,582,244.92	TOTAL	88,947,623.36
Prosecutor's Office	2,730,957.03	Interest Payments	1,650,429.97	Prior Years Surplus Appropriated	3,362,000.00
Surrogate's Office	283,567.06	DEFERRED CHARGES		REVENUES TOTAL	92,309,623.36
Probation Office	1,846,411.33	RESERVE FOR UNCOLLECTED TAXES		CURRENT FINANCES DECEMBER 31,	
County Clerk (Judicial Functions)	728,823.86	EXPENDITURES TOTAL		ASSETS	
Sheriff's Office (Judicial Functions)	459,448.40	91,041,111.49		Cash Dec. 31,	7,866,214.44
Other Judicial		CAPITAL DEBT AUTHORIZED, DECEMBER 31,		Taxes Receivable	
PUBLIC SAFETY		ISSUED AND UNISSUED	GROSS DEBT	Emergencies and Other Deferred Charges	
County Police	687,143.98	School		State Aid Receivable	128,416.38
Sheriff's Office	572,172.95	Self-liquidating		Other Receivable	
Civil Defense and Disaster Control	42,435.29	Other	32,080,255	TOTAL	7,994,630.82
Environmental Inspection and Control		Total	32,080,255	LIABILITIES RESERVES, AND SURPLUS	
Weights and Measures	117,458.41	ISSUED AND OUTSTANDING		Cash Liabilities	5,539,959.27
Correctional and Penal	3,733,639.72	School		Reserves For Receivables	78,466.38
Other Public Safety	215,219.78	Self-liquidating		Surplus Dec. 31,	2,376,205.17
PUBLIC WORKS		Other		TOTAL	7,994,630.82
Roads and Bridges, Streets, Drainage	164,560.00	Total	29,949,908.00		
State Aid Motor Vehicle Fund		Equalized Valuation Basis			
County Funds	4,964,563.10	for Net Debt Computation	10,282,466,257.33		
Other Roads and Bridges		CAPITAL OUTLAY TOTAL			
Public Buildings and Grounds	3,512,158.35	1,659,932.78			
Other Public Works	796,712.46				
HEALTH AND WELFARE					
County Health Department	1,191,200.62				
Mental Health Activities	4,576,701.95				
Tubercular Patient Care					
County Hospitals, Homes					
County Aid to Hospitals	2,525,000.00				
Health Clinics	172,224.64				
Mosquito Extermination	416,299.00				
Health Services Except Environmental	3,975,977.83				
County Welfare Board	10,266,376.52				
Child Welfare	112,700.00				
Other Welfare Services	113,974.49				
RECREATION AND CONSERVATION					
Parks, Playgrounds, Shade Trees	5,792,431.93				
Land Reclamation and Conservation	5,580.00				
Other Recreational Services	25,721.28				

COUNTY Monmouth

COUNTY SEAT Freehold Borough

Form of Government: Board of Chosen Freeholders 5 Members

Number of Constituent Municipalities 53

Population Census 1980 503,173

Population Estimated 1981 507,939

Land Area - Square Miles 471.57

Net Valuation on which County Taxes are Apportioned \$10,769,514,247

Tax Rate per \$100 \$.529

Tax Levy \$56,941,642.58

Distribution of Ratables:

Class	Line Items	Assessed Valuation	% of Valuation
Vacant Land	19,905	233,972,830	3.39
Residential	130,504	4,970,071,684	72.06
Farm	4,981	135,723,711	1.97
Commercial	7,208	973,983,203	14.12
Industrial	465	263,337,490	3.82
Apartment	1,456	319,853,437	4.64
TOTAL	164,519	6,896,942,355	100.00

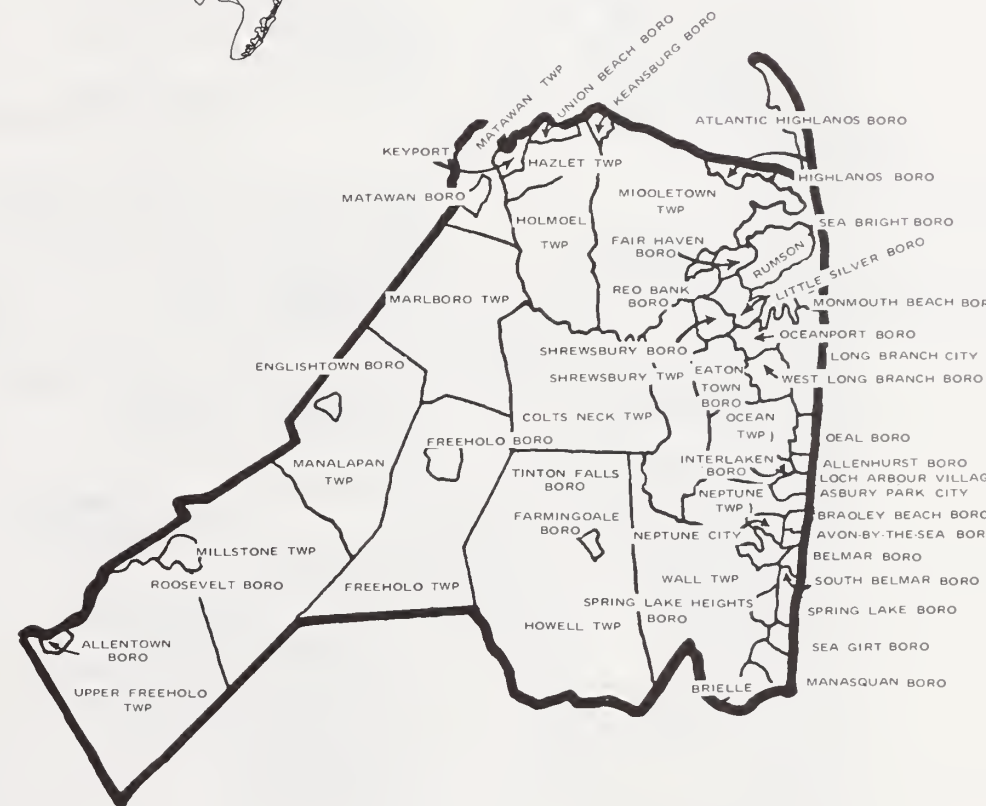
Bond Ratings:

Moody's AA

Standard & Poor's A+



MONMOUTH COUNTY



Population 1980 **407,630**Population 1981 **411,633**S & P Rating **AAA**Moody Rating **AAA**Land Area **470.24** Sq. Miles **13,998,388,497**

Net Valuation Taxable

7,138,523,243

Net Valuation on Which County Taxes

are apportioned:

MORRIS COUNTY - Class 2**Form of Government:****Board of Chosen Freeholders****Number of Freeholders on Board - 7****PER CAPITA:**Gross Debt **146.44**Net Debt **146.40**Debt Service **14.44**Total Tax Levy **112.92**County Functions: **171.43****PER CENT:**Gross Debt **.53**Net Debt **.53**

EXPENDITURES		EXPENDITURES (cont'd.)		REVENUES REALIZED	
GENERAL GOVERNMENT		EDUCATION (excluding schools)		Property Taxes	
Governing Body and Public Boards	134,146.00	County Superintendent of Schools	107,399.00	Financial Business Tax	46,482,721.06
County Clerk	956,358.28	Vocational Schools	610,588.20	Franchise Tax	
Financial Administration	326,050.00	County College	3,088,004.00	Bank Corp. Tax	
Board of Taxation	92,293.00	County Extension Services	160,437.00	Other Miscellaneous Taxes	
Planning, Housing, Development	548,867.00	Libraries	765,316.00	State Aid Revenues	1,027,061.48
Human Resources	1,178,446.00	Other Educational Services	537,404.72	Federal Aid Revenues	4,687,000.00
Elections	827,240.00	STATUTORY EXPENDITURES		State and Local Fiscal Assistance Act Utilized	2,225,885.10
General Administration	5,299,428.00	Pensions and F.I.C.A.	3,647,784.84	Institutional Revenues	6,972,581.99
JUDICIARY		Employee Fringe Benefits	1,350,000.00	Courts	123,224.01
Superior Court-Low Division		Other Statutory Expenditures	140,000.00	County Clerk & Register	1,526,301.88
County Courts	693,869.00	Ceto & Other Public Employment Programs	4,687,000.00	Surrogate	165,812.24
County District Courts	279,866.00	COUNTY FUNCTIONS TOTAL	64,622,511.14	Sheriff	198,073.09
Juvenile and Domestic Relations Courts	204,299.00	CAPITAL IMPROVEMENTS *MEMO	331,000.00	Other Miscellaneous Revenues	7,076,087.92
Jury Commission and Jurors' Fees	155,166.00	DEBT SERVICE		Other Revenues, Revenue Shoring, Tax Effort	
Low Library	52,972.00	Principal Payments	3,506,000.00	TOTAL	70,484,748.77
Prosecutor's Office	1,822,800.00	Interest Payments	2,437,073.88	Prior Years Surplus Appropriated	8,141,567.00
Surrogate's Office	191,235.00			REVENUES TOTAL	78,626,315.77
Probation Office	1,741,584.00				
County Clerk (Judicial Functions)		DEFERRED CHARGES		CURRENT FINANCES DECEMBER 31,	
Sheriff's Office (Judicial Functions)		RESERVE FOR UNCOLLECTED TAXES		ASSETS	
Other Judicial				Cash Dec. 31,	19,215,300.84
PUBLIC SAFETY		EXPENDITURES TOTAL	70,565,585.02	Taxes Receivable	199,646.90
County Police	153,999.00			Emergencies and Other Deferred Charges	
Sheriff's Office	1,808,216.00	CAPITAL DEBT AUTHORIZED, DECEMBER 31,		State Aid Receivable	136,306.00
Civil Defense and Disaster Control	136,711.00	ISSUED AND UNISSUED		Other Receivable	2,147,319.00
Environmental Inspection and Control	3,000.00	School		TOTAL	21,698,572.74
Weights and Measures	111,129.00	Self-liquidating			
Correctional and Penal	1,426,538.00	Other	60,280,000	LIABILITIES RESERVES, AND SURPLUS	
Other Public Safety	185,387.00	Total	60,280,000	Cash Liabilities	9,010,502.57
PUBLIC WORKS				Reserves For Receivables	2,346,965.90
Roads and Bridges, Streets, Drainage	942,465.00	ISSUED AND OUTSTANDING		Surplus Dec. 31,	10,341,104.27
State Aid Motor Vehicle Fund	28,000.00	School		TOTAL	21,698,572.74
County Funds	4,521,858.00	Self-liquidating			
Other Roads and Bridges		Other			
Public Buildings and Grounds	2,444,531.44	Total	51,942,000.00		
Other Public Works			51,942,000.00		
HEALTH AND WELFARE		Equalized Valuation Basis			
County Health Department	204,337.00	for Net Debt Computation	11,343,155,205.33		
Mental Health Activities	4,320,787.00	CAPITAL OUTLAY TOTAL	3,597,404.90		
Tubercular Patient Care					
County Hospitals, Homes	77,811.66	Public Enterprises			
County Aid to Hospitals	1,135,000.00	Recreation—Culture	403,405.87		
Health Clinics	40,000.00	Public Works	2,792,342.94		
Mosquito Extermination	1,055,050.00	Buildings and Grounds	101,717.73		
Health Services Except Environmental	124,532.00	Library and Education	299,938.36		
County Welfare Board	2,148,213.00	Conservation			
Child Welfare	889,846.00	All Other			
Other Welfare Services	9,148,505.00				
RECREATION AND CONSERVATION					
Parks, Playgrounds, Shade Trees	4,118,042.00				
Land Reclamation and Conservation					
Other Recreational Services					

COUNTY Morris

COUNTY SEAT Morristown Town

Form of Government: Board of Chosen Freeholders 7 Members

Number of Constituent Municipalities 39

Population Census 1980 407,630

Population Estimated 1981 411,633

Land Area — Square Miles 470.24

Net Valuation on which County Taxes are Apportioned \$13,998,388,497

Tax Rate per \$100 \$.332

Tax Levy \$46,482,721.06

Distribution of Ratables:

Class	Line Items	Assessed Valuation	% of Valuation
Vacant Land	16,889	347,968,840	4.96
Residential	105,713	4,810,825,929	68.56
Farm	1,815	58,881,649	.84
Commercial	4,491	974,033,675	13.88
Industrial	733	541,787,715	7.72
Apartments	294	283,815,730	4.04
TOTAL	129,935	7,017,313,538	100.00

Bond Ratings:

Moody's AAA

Standard & Poor's AAA



MORRIS COUNTY



1500

Population 1980 346,038

Population 1981 355,508

S & P Rating A+

Maady Rating A-1

Land Area 637.09 Sq. Miles 9,060,420,428

Net Valuation Taxable

6,953,617,758

Net Valuation on Which County Taxes

are apportioned:

OCEAN COUNTY - Class 5**Form of Government:****Board of Chosen Freeholders****Number of Freeholders on Board - 5****PER CAPITA:**

Gross Debt 174.48

Net Debt 173.09

Debt Service 15.73

Total Tax Levy 111.34

County Functions: 175.90

PER CENT:

Gross Debt .71

Net Debt .71

EXPENDITURES		EXPENDITURES (cant'd.)		REVENUES REALIZED	
GENERAL GOVERNMENT		EDUCATION (excluding schaals)		Property Taxes	
Governing Body and Public Boards	154,128.72	County Superintendent of Schaals	113,230.74	Financial Business Tax	39,581,875.14
County Clerk	577,055.00	Vacational Schaals	2,167,000.00	Franchise Tax	
Financial Administration	462,909.00	County College	2,905,750.00	Bank Corp. Tax	
Board of Taxation	119,814.00	County Extension Services	227,000.00	Other Miscellaneous Taxes	
Planning, Housing, Development	451,442.00	Libraries		State Aid Revenues	2,063,875.79
Human Resources	1,465,969.88	Other Educational Services	73,945.00	Federal Aid Revenues	8,878,890.93
Elections	724,610.00	STATUTORY EXPENDITURES		State and Local Fiscal Assistance Act Utilized	2,967,403.64
General Administration	4,759,389.89	Pensions and F.I.C.A.	2,635,000.00	Institutional Revenues	
JUDICIARY		Employee Fringe Benefits	898,117.14	Courts	203,965.08
Superior Court-Law Division	346,000.00	Other Statutory Expenditures	200,000.00	County Clerk & Register	1,520,081.44
County Courts	83,629.42	Ceta & Other Public Employment Programs	8,998,000.00	Surrogate	190,885.23
County District Courts	270,309.00	COUNTY FUNCTIONS TOTAL	54,151,642.77	Sheriff	336,776.98
Juvenile and Domestic Relations Courts	30,000.00	CAPITAL IMPROVEMENTS *MEMO	1,087,371.00	Other Miscellaneous Revenues	7,198,706.76
Jury Commission and Jurors' Fees	108,000.00	DEBT SERVICE		Other Revenues, Revenue Sharing, Tax Effort	
Law Library	6,675.00	Principal Payments	1,586,000.00	TOTAL	62,942,460.99
Prosecutor's Office	1,658,780.49	Interest Payments	4,007,712.50	Prior Years Surplus Appropriated	1,694,343.10
Surrogate's Office	206,759.88	DEFERRED CHARGES	2,789,496.13	REVENUES TOTAL	64,636,804.09
Probation Office	1,266,000.00	RESERVE FOR UNCOLLECTED TAXES		CURRENT FINANCES DECEMBER 31,	
County Clerk (Judicial Functions)	487,395.00	EXPENDITURES TOTAL	62,534,851.40	ASSETS	
Sheriff's Office (Judicial Functions)	344,000.00			Cash Dec. 31,	8,877,088.12
Other Judicial	4,925.00			Taxes Receivable	211,012.75
PUBLIC SAFETY				Emergencies and Other Deferred Charges	362,535.60
County Police	311,138.00	CAPITAL DEBT AUTHORIZED, DECEMBER 31,		State Aid Receivable	
Sheriff's Office	1,883,642.00	ISSUED AND UNISSUED GROSS DEBT	NET DEBT	Other Receivable	2,262,605.22
Civil Defense and Disaster Control	89,545.00	Schaal		TOTAL	11,713,241.69
Environmental Inspection and Control	323,880.00	Self-liquidating		LIABILITIES RESERVES, AND SURPLUS	
Weights and Measures	126,724.00	Other	62,029,041	Cash Liabilities	5,647,324.01
Correctional and Penal	2,146,414.13	Total	62,029,041	Reserves For Receivables	2,320,897.97
Other Public Safety	76,701.63			Surplus Dec. 31,	3,745,019.71
PUBLIC WORKS		ISSUED AND OUTSTANDING		TOTAL	11,713,241.69
Roads and Bridges, Streets, Drainage	88,959.00	Schaal			
State Aid Motor Vehicle Fund		Self-liquidating			
County Funds	6,147,131.64	Other			
Other Roads and Bridges	236,400.00	Total	27,750,000.00		
Public Buildings and Grounds	1,671,099.13		27,750,000.00		
Other Public Works	52,750.00	Equalized Valuation Basis			
HEALTH AND WELFARE		far Net Debt Computation	8,709,407,976.67		
County Health Department	533,356.50	CAPITAL OUTLAY TOTAL	6,723,360.75		
Mental Health Activities	1,757,933.28				
Tubercular Patient Care		Public Enterprises			
County Hospitals, Homes		Recreation—Culture	754,077.99		
County Aid to Hospitals	369,375.00	Public Works	1,531,270.32		
Health Clinics		Buildings and Grounds	1,425,097.91		
Mosquito Extermination	472,800.00	Library and Education	3,012,914.53		
Health Services Except Environmental	275,041.92	Conservation			
County Welfare Board	4,024,513.38	All Other			
Child Welfare	367,345.00				
Other Welfare Services	325,677.00				
RECREATION AND CONSERVATION					
Parks, Playgrounds, Shade Trees	1,022,841.00				
Land Reclamation and Conservation	76,085.00				
Other Recreational Services	26,455.00				

COUNTY Ocean

COUNTY SEAT Toms River

Form of Government: Board of Chosen Freeholders 5 Members

Number of Constituent Municipalities 33

Population Census 1980 346,038

Population Estimated 1981 355,508

Land Area - Square Miles 637.09

Net Valuation on which County Taxes are Apportioned \$9,060,420,428

Tax Rate per \$100 \$.437

Tax Levy \$39,581,875.14

Distribution of Ratables:

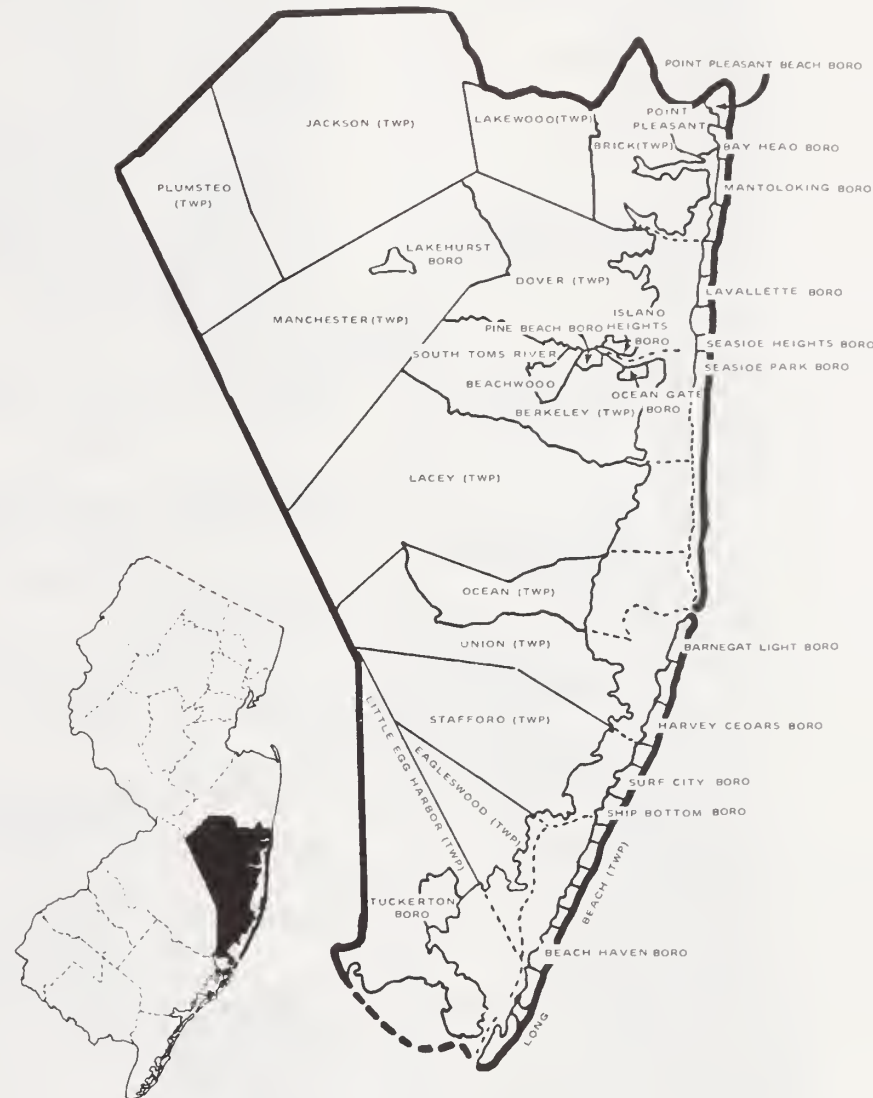
Class	Line Items	Assessed Valuation	% of Valuation
Vacant Land	72,496	594,294,043	8.67
Residential	143,103	5,141,013,197	74.93
Farm	868	23,623,030	.34
Commercial	4,724	685,911,385	10.00
Industrial	156	121,589,850	1.77
Apartments	602	294,391,000	4.29
TOTAL	221,949	6,860,822,505	100.00

Bond Ratings:

Moody's A-1

Standard & Poor's A+

OCEAN COUNTY



1600

Population 1980 447,585

Population 1981 448,691

S & P Rating

Maady Rating AA

Land Area 192.01 Sq. Miles

Net Valuation Taxable

4,777,138,832

Net Valuation on Which County Taxes

are apportioned:

8,394,904,650

PASSAIC COUNTY - Class 2**Form of Government:****Board of Chosen Freeholders****Number of Freeholders on Board - 7****PER CAPITA:**

Gross Debt

147.94

Net Debt

144.63

Debt Service

10.17

Total Tax Levy

121.94

County Functions:

190.23

PER CENT:

Gross Debt

.85

Net Debt

.83

EXPENDITURES		EXPENDITURES (cont'd.)		REVENUES REALIZED	
GENERAL GOVERNMENT		EDUCATION (excluding schools)		Property Taxes	
Governing Body and Public Boards	273,899.00	County Superintendent of Schools			54,711,596.02
County Clerk	697,668.16	Vocational Schools	2,700,000.00	Financial Business Tax	
Financial Administration	503,776.61	County College	3,029,521.00	Franchise Tax	
Board of Taxation	132,325.00	County Extension Services	84,533.00	Bank Corp. Tax	
Planning, Housing, Development	202,015.52	Libraries		Other Miscellaneous Taxes	259,044.19
Human Resources	3,410,271.55	Other Educational Services	160,000.00	State Aid Revenues	3,206,922.18
Elections	698,401.00	STATUTORY EXPENDITURES		Federal Aid Revenues	9,313,343.93
General Administration	3,209,431.35	Pensions and F.I.C.A.	5,531,775.00	State and Local Fiscal Assistance Act Utilized	3,573,474.67
JUDICIARY		Employee Fringe Benefits	1,683,000.00	Institutional Revenues	7,644,987.32
Superior Court-Law Division	858,954.20	Other Statutory Expenditures	500,000.00	Courts	264,325.41
County Courts	111,895.34	Ceta & Other Public Employment Programs	9,195,926.91	County Clerk & Register	829,916.58
County District Courts	765,103.00	COUNTY FUNCTIONS TOTAL	76,407,355.16	Surrogate	153,447.38
Juvenile and Domestic Relations Courts	798,314.00	CAPITAL IMPROVEMENTS *MEMO	1,300,000.00	Sheriff	248,282.87
Jury Commission and Jurors' Fees	429,473.00	DEBT SERVICE		Other Miscellaneous Revenues	5,638,830.91
Law Library	83,749.00	Principal Payments	2,495,000.00	Other Revenues, Revenue Sharing, Tax Effort	
Prosecutor's Office	2,879,997.00	Interest Payments	2,067,625.56	TOTAL	85,844,171.46
Surrogate's Office	292,145.00	DEFERRED CHARGES	4,384,081.31	Prior Years Surplus Appropriated	789,991.00
Probation Office	3,064,890.00	RESERVE FOR UNCOLLECTED TAXES		REVENUES TOTAL	86,634,162.46
County Clerk (Judicial Functions)	605,746.00	EXPENDITURES TOTAL	85,354,062.03	CURRENT FINANCES DECEMBER 31,	
Sheriff's Office (Judicial Functions)	1,432,848.50			ASSETS	
Other Judicial				Cash Dec. 31,	9,732,864.56
PUBLIC SAFETY		CAPITAL DEBT AUTHORIZED, DECEMBER 31,		Taxes Receivable	168,190.60
County Police	388,434.00	ISSUED AND UNISSUED GROSS DEBT	NET DEBT	Emergencies and Other Deferred Charges	113,767.07
Sheriff's Office	535,113.50	School		State Aid Receivable	
Civil Defense and Disaster Control	63,597.00	Self-liquidating		Other Receivable	1,881,985.82
Environmental Inspection and Control		Other	66,381,027	TOTAL	11,896,808.05
Weights and Measures	65,600.00	Total	66,381,027	LIABILITIES RESERVES, AND SURPLUS	
Correctional and Penal	3,271,485.00			Cash Liabilities	6,285,649.83
Other Public Safety	143,438.00	ISSUED AND OUTSTANDING		Reserves For Receivables	1,025,277.39
PUBLIC WORKS		School		Surplus Dec. 31,	4,585,880.83
Roads and Bridges, Streets, Drainage	145,000.00	Self-liquidating		TOTAL	11,896,808.05
State Aid Motor Vehicle Fund		Other			
County Funds	1,951,621.00	Total	39,771,000.00		
Other Roads and Bridges			39,771,000.00		
Public Buildings and Grounds	1,729,617.00	Equalized Valuation Basis			
Other Public Works	42,650.00	for Net Debt Computation	7,843,233,876.00		
HEALTH AND WELFARE		CAPITAL OUTLAY TOTAL	4,747,450.79		
County Health Department	151,895.00	Public Enterprises			
Mental Health Activities	4,719,631.67	Recreation—Culture	613,922.15		
Tubercular Patient Care		Public Works	3,097,151.38		
County Hospitals, Homes	8,531,502.00	Buildings and Grounds	393,339.26		
County Aid to Hospitals		Library and Education	643,038.00		
Health Clinics		Conservation			
Mosquito Extermination		All Other			
Health Services Except Environmental	88,006.13				
County Welfare Board	9,238,851.72				
Child Welfare	814,500.00				
Other Welfare Services	65,354.00				
RECREATION AND CONSERVATION					
Parks, Playgrounds, Shade Trees	976,150.00				
Land Reclamation and Conservation	100,000.00				
Other Recreational Services	49,250.00				

COUNTY SEAT Paterson CityForm of Government: Board of Chosen Freeholders 7 MembersNumber of Constituent Municipalities 16Population Census 1980 447,585Population Estimated 1981 448,691Land Area — Square Miles 192.01Net Valuation on which County Taxes are Apportioned \$8,394,904,650Tax Rate per \$100 \$.652Tax Levy \$54,711,596.02

Distribution of Ratables:

Class	Line Items	Assessed Valuation	% of Valuation
Vacant Land	10,392	167,442,440	3.56
Residential	90,846	2,963,276,200	63.02
Farm	220	4,834,200	.10
Commercial	6,986	808,098,715	17.19
Industrial	1,359	533,260,450	11.34
Apartment	1,093	224,988,406	4.79
TOTAL	110,896	4,701,900,411	100.00

Bond Ratings:

Moody's AA

Standard & Poor's _____



PASSAIC COUNTY



1700

Population 1980 64,676

Population 1981 65,067

S & P Rating

Moody Rating

Land Area 346.56 Sq. Miles 1,053,617,869

Net Valuation Taxable

725,131,215

Net Valuation on Which County Taxes

are apportioned:

SALEM COUNTY - Class 3**Form of Government:****Board of Chosen Freeholders****Number of Freeholders on Board - 7****PER CAPITA:**

Gross Debt

77.39

Net Debt

77.39

Debt Service

6.24

Total Tax Levy

136.46

County Functions:

282.81

PER CENT:

Gross Debt

.55

Net Debt

.55

EXPENDITURES		EXPENDITURES (cont'd.)		REVENUES REALIZED	
GENERAL GOVERNMENT		EDUCATION (excluding schools)		Property Taxes	
Governing Body and Public Boards	122,178.84	County Superintendent of Schools	74,750.00	8,878,897.64	
County Clerk	108,250.00	Vacational Schools	740,000.00	Financial Business Tax	
Financial Administration	127,759.90	County College	591,000.00	Franchise Tax	
Board of Taxation	52,900.00	County Extension Services	100,500.00	Bank Corp. Tax	
Planning, Housing, Development	597,864.63	Libraries		Other Miscellaneous Taxes	2,322,973.53
Human Resources	557,950.37	Other Educational Services	83,350.00	State Aid Revenues	1,402,470.38
Elections	137,500.00	STATUTORY EXPENDITURES		Federal Aid Revenues	1,303,918.28
General Administration	1,006,486.64	Pensions and F.I.C.A.	694,000.00	State and Local Fiscal Assistance Act Utilized	613,508.75
JUDICIARY		Employee Fringe Benefits	309,000.00	Institutional Revenues	1,715,505.89
Superior Court-Law Division	26,350.00	Other Statutory Expenditures	48,000.00	Courts	227,251.87
County Courts	90,500.00	Ceto & Other Public Employment Programs	1,291,850.06	County Clerk & Register	112,970.57
County District Courts	69,980.00	COUNTY FUNCTIONS TOTAL	17,995,742.07	Surrogate	26,613.82
Juvenile and Domestic Relations Courts	115,000.00	CAPITAL IMPROVEMENTS * MEMO	10,000.00	Sheriff	27,647.27
Jury Commission and Jurors' Fees	14,692.00	DEBT SERVICE		Other Miscellaneous Revenues	1,645,982.92
Law Library	10,000.00	Principal Payments	290,000.00	Other Revenues, Revenue Sharing, Tax Effort	
Prosecutor's Office	411,000.00	Interest Payments	115,846.95	TOTAL	18,277,740.92
Surrogate's Office	80,250.00	DEFERRED CHARGES		Prior Years Surplus Appropriated	996,359.63
Probation Office	384,640.00	RESERVE FOR UNCOLLECTED TAXES		REVENUES TOTAL	19,274,100.55
County Clerk (Judicial Functions)	68,400.00	EXPENDITURES TOTAL	18,401,589.02	CURRENT FINANCES DECEMBER 31,	
Sheriff's Office (Judicial Functions)	80,350.00			ASSETS	
Other Judicial				Cash Dec. 31,	3,057,071.30
PUBLIC SAFETY		CAPITAL DEBT AUTHORIZED, DECEMBER 31,		Taxes Receivable	
County Police	29,322.00	ISSUED AND UNISSUED GROSS DEBT	NET DEBT	Emergencies and Other Deferred Charges	
Sheriff's Office	216,700.00	School		State Aid Receivable	18,560.04
Civil Defense and Disaster Control	92,850.00	Self-liquidating		Other Receivable	585,389.49
Environmental Inspection and Control		Other	5,035,580	TOTAL	3,661,020.83
Weights and Measures	65,000.00	Total	5,035,580	LIABILITIES RESERVES, AND SURPLUS	
Correctional and Penal	722,000.00			Cash Liabilities	2,251,561.37
Other Public Safety	11,550.00	ISSUED AND OUTSTANDING		Reserves For Receivables	28,850.60
PUBLIC WORKS		School		Surplus Dec. 31,	1,380,608.86
Roads and Bridges, Streets, Drainage	742,508.75	Self-liquidating		TOTAL	3,661,020.83
State Aid Motor Vehicle Fund	14,700.00	Other			
County Funds	2,586,081.36	Total	4,169,300.00		
Other Roads and Bridges			4,169,300.00		
Public Buildings and Grounds	647,700.00	Equalized Valuation Basis			
Other Public Works	62,500.00	for Net Debt Computation			
HEALTH AND WELFARE		CAPITAL OUTLAY TOTAL	2,091,228.49		
County Health Department	351,350.00				
Mental Health Activities	818,000.00	Public Enterprises			
Tubercular Patient Care	3,300.00	Recreation—Culture			
County Hospitals, Homes	9,920.00	Public Works			
County Aid to Hospitals	140,000.00	Buildings and Grounds	1,840,898.49		
Health Clinics		Library and Education	250,330.00		
Mosquito Extermination	168,000.00	Conservation			
Health Services Except Environmental	497,513.98	All Other			
County Welfare Board	2,554,549.54				
Child Welfare	139,500.00				
Other Welfare Services	117,560.00				
RECREATION AND CONSERVATION					
Parks, Playgrounds, Shade Trees	5,000.00				
Land Reclamation and Conservation	2,650.00				
Other Recreational Services	2,984.00				

COUNTY Salem

COUNTY SEAT Salem City

Form of Government: Board of Chosen Freeholders 7 Members

Number of Constituent Municipalities 15

Population Census 1980 64,676

Population Estimated 1981 65,067

Land Area — Square Miles 350.88

Net Valuation on which County Taxes are Apportioned \$1,053,617,869

Tax Rate per \$100 \$.843

Tax Levy \$8,878,897.64

Distribution of Ratables:

Class	Line Items	Assessed Valuation	% of Valuation
Vacant Land	6,827	26,812,550	3.82
Residential	16,900	392,455,525	55.86
Farm	5,255	74,659,290	10.63
Commercial	1,144	72,514,750	10.32
Industrial	51	117,400,600	16.71
Apartments	46	18,661,875	2.66
TOTAL	30,223	702,504,590	100.00

Bond Ratings:

Moody's _____

Standard & Poor's _____



SALEM COUNTY



1800
 Population 1980 203,129
 Population 1981 204,631
 S & P Rating AAA
 Moody Rating AA
 Land Area 305.55 Sq. Miles 6,201,087,331

Net Valuation Taxable
 4,852,543,725
 Net Valuation on Which County Taxes
 are apportioned:

SOMERSET COUNTY – Class 3
Form of Government:
Board of Chosen Freeholders
Number of Freeholders on Board – 5

PER CAPITA:
 Grass Debt 244.43
 Net Debt 230.26
 Debt Service 26.36
 Total Tax Levy 139.41
 County Functions: 188.44

PER CENT:
 Grass Debt .87
 Net Debt .82

EXPENDITURES		EXPENDITURES (cont'd.)		REVENUES REALIZED	
GENERAL GOVERNMENT		EDUCATION (excluding schools)		Property Taxes	28,527,000.00
Governing Body and Public Boards	133,825.45	County Superintendent of Schools	103,203.01	Financial Business Tax	
County Clerk	354,571.19	Vocational Schools	2,730,000.00	Franchise Tax	
Financial Administration	189,442.66	County College	1,865,000.00	Bank Corp. Tax	
Board of Taxation	90,795.41	County Extension Services	152,360.87	Other Miscellaneous Taxes	
Planning, Housing, Development	355,227.37	Libraries		State Aid Revenues	1,613,666.25
Human Resources	514,967.48	Other Educational Services	115,000.00	Federal Aid Revenues	2,203,823.22
Elections	397,730.29	STATUTORY EXPENDITURES		State and Local Fiscal Assistance Act Utilized	1,060,143.00
General Administration	2,011,716.21	Pensions and F.I.C.A.	1,914,000.00	Institutional Revenues	235,180.18
JUDICIARY		Employee Fringe Benefits	541,100.00	Courts	68,935.05
Superior Court-Law Division	211,435.27	Other Statutory Expenditures	58,600.00	County Clerk & Register	640,706.64
County Courts	196,646.36	Ceta & Other Public Employment Programs	2,136,278.49	Surrogate	70,196.37
County District Courts	121,906.40	COUNTY FUNCTIONS TOTAL	33,160,264.58	Sheriff	122,695.76
Juvenile and Domestic Relations Courts		CAPITAL IMPROVEMENTS *MEMO	2,000,000.00	Other Miscellaneous Revenues	3,816,580.76
Jury Commission and Jurors' Fees	132,144.90	DEBT SERVICE		Other Revenues, Revenue Sharing, Tax Effort	
Low Library	40,084.00	Principal Payments	2,847,000.00	TOTAL	38,358,927.23
Prosecutor's Office	1,346,252.84	Interest Payments	2,546,952.45	Prior Years Surplus Appropriated	1,831,893.00
Surrogate's Office	147,514.35	DEFERRED CHARGES	5,565.54	REVENUES TOTAL	40,190,820.23
Probation Office	1,723,189.09	RESERVE FOR UNCOLLECTED TAXES		CURRENT FINANCES DECEMBER 31,	
County Clerk (Judicial Functions)	188,927.65	EXPENDITURES TOTAL	38,559,782.57	ASSETS	
Sheriff's Office (Judicial Functions)	142,716.79	CAPITAL DEBT AUTHORIZED, DECEMBER 31,		Cash Dec. 31,	6,577,334.49
Other Judicial	6,960.00	ISSUED AND UNISSUED GROSS DEBT	NET DEBT	Taxes Receivable	
PUBLIC SAFETY		School		Emergencies and Other Deferred Charges	
County Police	287,988.81	Self-liquidating		State Aid Receivable	307,224.65
Sheriff's Office	576,683.57	Other	50,018,000	Other Receivable	
Civil Defense and Disaster Control	4,899.00	Total	50,018,000	TOTAL	6,884,559.14
Environmental Inspection and Control				LIABILITIES RESERVES, AND SURPLUS	
Weights and Measures	2,829.00	ISSUED AND OUTSTANDING		Cash Liabilities	4,153,644.45
Correctional and Penal	1,060,511.87	School		Reserves For Receivables	248,201.65
Other Public Safety	10,000.00	Self-liquidating		Surplus Dec. 31,	2,482,713.04
PUBLIC WORKS		Other		TOTAL	6,884,559.14
Roads and Bridges, Streets, Drainage	124,040.00	Total	49,304,000.00		
State Aid Motor Vehicle Fund		Equalized Valuation Basis			
County Funds	2,315,412.94	for Net Debt Computation	5,768,015,086.33		
Other Roads and Bridges		CAPITAL OUTLAY TOTAL	5,867,884.26		
Public Buildings and Grounds	1,330,469.82	Public Enterprises			
Other Public Works	127,502.00	Recreation—Culture	886,766.65		
HEALTH AND WELFARE		Public Works	4,678,567.87		
County Health Department	80,531.00	Buildings and Grounds	267,156.16		
Mental Health Activities	2,904,874.21	Library and Education	35,393.58		
Tubercular Patient Care		Conservation			
County Hospitals, Homes		All Other			
County Aid to Hospitals					
Health Clinics					
Mosquito Extermination	164,390.00				
Health Services Except Environmental	635,280.45				
County Welfare Board	2,134,012.00				
Child Welfare	113,000.00				
Other Welfare Services	575,414.30				
RECREATION AND CONSERVATION					
Parks, Playgrounds, Shade Trees	2,371,000.00				
Land Reclamation and Conservation	419,266.46				
Other Recreational Services	563.07				

COUNTY Somerset

COUNTY SEAT Somerville Borough

Form of Government: Board of Chosen Freeholders 5 Members

Number of Constituent Municipalities 21

Population Census 1980 203,129

Population Estimated 1981 204,631

Land Area — Square Miles 305.55

Net Valuation on which County Taxes are Apportioned \$6,201,087,331

Tax Rate per \$100 \$.460

Tax Levy \$28,527,000.00

Distribution of Ratables:

Class	Line Items	Assessed Valuation	% of Valuation
Vacant Land	8,380	179,060,350	3.74
Residential	52,445	3,263,682,418	68.20
Farm	2,696	110,976,229	2.32
Commercial	2,558	650,119,191	13.59
Industrial	348	461,980,172	9.65
Apartments	188	119,548,425	2.50
TOTAL	66,615	4,785,366,785	100.00

Bond Ratings:

Moody's AA

Standard & Poor's AAA



1900

Population 1980 116,119

Population 1981 118,444

S & P Rating A

Moody Rating A-1

Land Area 526.59 Sq. Miles

Net Valuation Taxable

1,811,355,328

Net Valuation on Which County Taxes

are apportioned:

2,624,187,314

SUSSEX COUNTY - Class 3**Form of Government:****Board of Chosen Freeholders****Number of Freeholders on Board - 3****PER CAPITA:**

Gross Debt 60.31

Net Debt 57.38

Debt Service 5.34

Total Tax Levy 111.78

County Functions: 193.93

PER CENT:

Gross Debt .29

Net Debt .27

EXPENDITURES	EXPENDITURES (cont'd.)	REVENUES REALIZED
GENERAL GOVERNMENT		
Governing Body and Public Boards	74,147.00	Property Taxes 13,239,690.04
County Clerk	205,428.00	Financial Business Tax
Financial Administration	218,682.69	Franchise Tax 50,501.61
Board of Taxation	101,992.00	Bank Corp. Tax
Planning, Housing, Development	541,495.00	Other Miscellaneous Taxes
Human Resources	111,935.00	State Aid Revenues 1,030,094.63
Elections	196,027.00	Federal Aid Revenues 1,123,204.97
General Administration	966,155.00	State and Local Fiscal Assistance Act Utilized 917,547.06
JUDICIARY		Institutional Revenues 1,530,173.16
Superior Court-Low Division		Courts 38,664.48
County Courts	107,532.00	County Clerk & Register 397,929.15
County District Courts		Surrogate 39,189.80
Juvenile and Domestic Relations Courts		Sheriff 91,769.92
Jury Commission and Jurors' Fees	64,274.00	Other Miscellaneous Revenues 4,861,451.91
Law Library		Other Revenues, Revenue Sharing, Tax Effort
Prosecutor's Office	430,125.00	TOTAL 23,320,216.73
Surrogate's Office	93,136.00	Prior Years Surplus Appropriated 2,613,984.60
Probation Office	284,891.00	REVENUES TOTAL 25,934,201.33
County Clerk (Judicial Functions)	162,723.00	
Sheriff's Office (Judicial Functions)	23,000.00	
Other Judicial		
PUBLIC SAFETY		
County Police	299,321.00	CURRENT FINANCES DECEMBER 31,
Sheriff's Office	190,136.00	ASSETS
Civil Defense and Disaster Control	45,770.00	Cash Dec. 31, 9,712,827.17
Environmental Inspection and Control	1,100.00	Taxes Receivable 118,123.81
Weights and Measures	95,270.00	Emergencies and Other Deferred Charges
Correctional and Penal	746,865.00	State Aid Receivable
Other Public Safety	16,421.00	Other Receivable 1,184,826.05
PUBLIC WORKS		TOTAL 11,015,777.03
Roads and Bridges, Streets, Drainage	43,000.00	LIABILITIES RESERVES, AND SURPLUS
State Aid Motor Vehicle Fund		Cash Liabilities 3,425,254.42
County Funds	4,138,571.00	Reserves For Receivables 1,142,250.47
Other Roads and Bridges	329,846.40	Surplus Dec. 31, 6,448,272.14
Public Buildings and Grounds	673,995.00	TOTAL 11,015,777.03
Other Public Works	169,010.02	
HEALTH AND WELFARE		
County Health Department	169,358.00	
Mental Health Activities	1,276,737.00	
Tubercular Patient Care		
County Hospitals, Homes	1,653,285.00	
County Aid to Hospitals	36,575.00	
Health Clinics	31,652.00	
Mosquito Extermination	30,965.00	
Health Services Except Environmental	1,011,766.00	
County Welfare Board	1,604,554.00	
Child Welfare	147,730.00	
Other Welfare Services	211,998.00	
RECREATION AND CONSERVATION		
Parks, Playgrounds, Shade Trees	4,625.00	
Land Reclamation and Conservation	5,630.00	
Other Recreational Services	3,600.00	

COUNTY Sussex

COUNTY SEAT Newton Town

Form of Government:* Board of Chosen Freeholders 3 Members

Number of Constituent Municipalities 24

Population Census 1980 116,119

Population Estimated 1981 118,444

Land Area — Square Miles 526.59

Net Valuation on which County Taxes are Apportioned \$2,624,187,314

Tax Rate per \$100 \$.505

Tax Levy \$13,239,690.04

Distribution of Ratables:

Class	Line Items	Assessed Valuation	% of Valuation
Vacant Land	20,612	142,829,980	8.01
Residential	37,224	1,316,216,344	73.85
Farm	4,737	76,858,197	4.31
Commercial	1,682	186,068,247	10.44
Industrial	146	39,137,570	2.20
Apartments	80	21,287,300	1.19
TOTAL	64,481	1,782,397,638	100.00

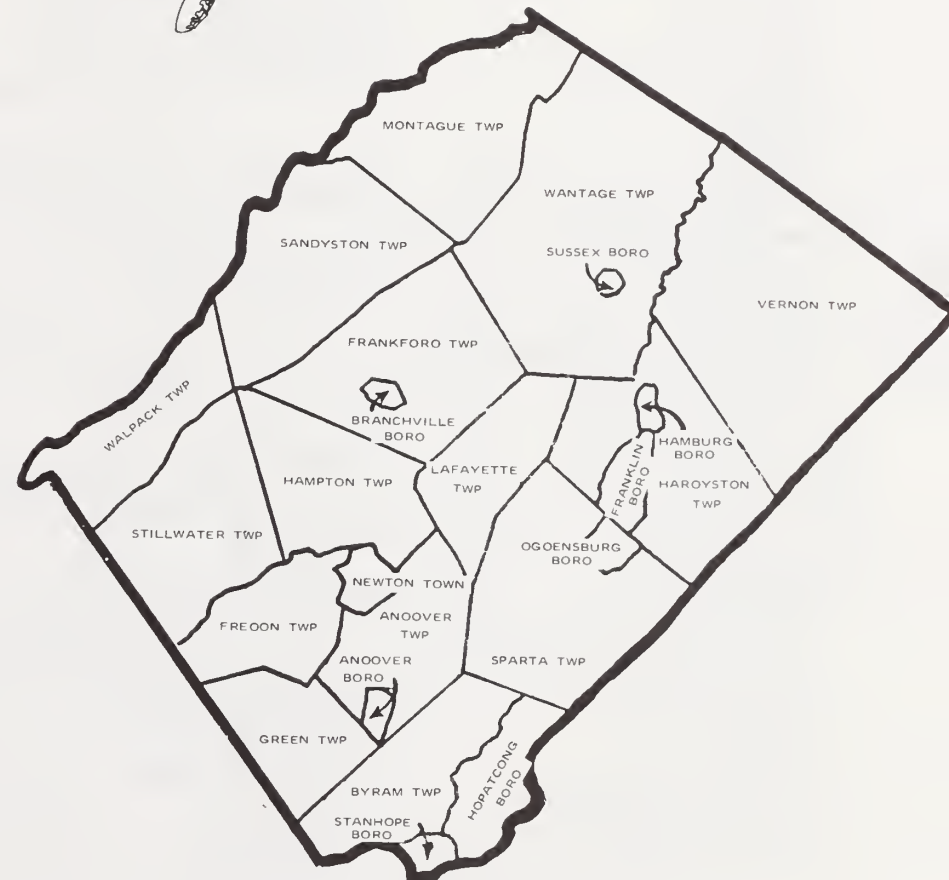
Bond Ratings:

Moody's A-1

Standard & Poor's A



SUSSEX COUNTY



2000

Population 1980 **504,094** Net Valuation Taxable
 Population 1981 **505,004** 7,823,765,441
 S & P Rating **AA+** Net Valuation on Which County Taxes
 Moody Rating **AAA** are apportioned:
 Land Area **102.93** Sq. Miles **11,970,290,325**

UNION COUNTY - Class 2 Form of Government: County Manager Plan - (O.C.C.L. - 1972) Number of Freeholders on Board - 9

PER CAPITA:
 Gross Debt **105.27** PER CENT:
 Net Debt **103.24** Gross Debt **.48**
 Debt Service **13.94** Net Debt **.47**
 Total Tax Levy **117.90**
 County Functions: **195.00**

EXPENDITURES		EXPENDITURES (cont'd.)		REVENUES REALIZED	
GENERAL GOVERNMENT		EDUCATION (excluding schools)		Property Taxes	
Governing Body and Public Boards	239,876.00	County Superintendent of Schools	85,572.00	59,540,658.02	
County Clerk	490,942.00	Vocational Schools	1,250,000.00	Financial Business Tax	
Financial Administration	607,439.66	County College	2,785,182.00	Franchise Tax	
Board of Taxation	80,150.00	County Extension Services	101,673.00	Bonk Corp. Tax	
Planning, Housing, Development	120,040.00	Libraries		Other Miscellaneous Taxes	
Human Resources	2,157,825.28	Other Educational Services	186,236.00	State Aid Revenues	12,063,050.79
Elections	938,242.00	STATUTORY EXPENDITURES		Federal Aid Revenues	8,149,280.25
General Administration	11,342,056.10	Pensions and F.I.C.A.	6,497,848.00	State and Local Fiscal Assistance Act Utilized	2,682,449.71
JUDICIARY		Employee Fringe Benefits	1,502,844.00	Institutional Revenues	5,284,195.03
Superior Court-Law Division	1,302,931.00	Other Statutory Expenditures	100,251.00	Courts	471,515.77
County Courts	165,625.00	Ceta & Other Public Employment Programs	8,773,023.74	County Clerk & Register	1,514,952.53
County District Courts	841,665.00	COUNTY FUNCTIONS TOTAL		Surrogate	203,700.26
Juvenile and Domestic Relations Courts	602,012.00	CAPITAL IMPROVEMENTS	150,000.00	Sheriff	206,906.82
Jury Commission and Jurors' Fees		DEBT SERVICE		Other Miscellaneous Revenues	7,528,148.59
Low Library	36,521.00	Principal Payments	4,261,400.00	Other Revenues, Revenue Sharing, Tax Effort	
Prosecutor's Office	3,779,979.00	Interest Payments	2,777,058.92	TOTAL	
Surrogate's Office	293,540.00	DEFERRED CHARGES		Prior Years Surplus Appropriated	97,644,857.77
Probation Office	2,443,557.00	RESERVE FOR UNCOLLECTED TAXES		REVENUES	3,397,306.23
County Clerk (Judicial Functions)	713,733.00	EXPENDITURES TOTAL		TOTAL	
Sheriff's Office (Judicial Functions)	2,101,165.00			101,042,164.00	
Other Judicial				CURRENT FINANCES DECEMBER 31,	
PUBLIC SAFETY		CAPITAL DEBT AUTHORIZED, DECEMBER 31,		ASSETS	
County Police	2,419,813.07	ISSUED AND UNISSUED	GROSS DEBT	Cash Dec. 31,	18,042,534.56
Sheriff's Office	399,154.00	School		Taxes Receivable	
Civil Defense and Disaster Control	47,555.00	Self-liquidating		Emergencies and Other Deferred Charges	690,000.00
Environmental Inspection and Control		Other	53,161,776	State Aid Receivable	290,180.94
Weights and Measures	79,161.00	Total	53,161,776	Other Receivable	6,265,894.02
Correctional and Penal	1,849,368.12	ISSUED AND OUTSTANDING		TOTAL	
Other Public Safety	4,000.00	School		25,288,609.52	
PUBLIC WORKS		Self-liquidating		LIABILITIES RESERVES, AND SURPLUS	
Roads and Bridges, Streets, Drainage		Other		Cash Liabilities	14,106,929.37
State Aid Motor Vehicle Fund		Total		Reserves For Receivables	4,675,710.97
County Funds	2,195,513.00			Surplus Dec. 31,	6,505,969.18
Other Roads and Bridges		Equolized Valuation Basis		TOTAL	
Public Buildings and Grounds	3,191,301.00	for Net Debt Computation		25,288,609.52	
Other Public Works	1,155,110.15	CAPITAL OUTLAY			
HEALTH AND WELFARE		TOTAL			
County Health Department	245,494.00				
Mental Health Activities	5,736,345.00				
Tubercular Patient Care					
County Hospitals, Homes	11,052,207.00				
County Aid to Hospitals	250,000.00				
Health Clinics					
Mosquito Extermination	390,243.00				
Health Services Except Environmental	195,373.00				
County Welfare Board	5,835,400.00				
Child Welfare	103,350.00				
Other Welfare Services	2,833,175.00				
RECREATION AND CONSERVATION					
Parks, Playgrounds, Shade Trees	3,355,020.00				
Land Reclamation and Conservation	6,200.00				
Other Recreational Services	520,313.00				

COUNTY Union

COUNTY SEAT Elizabeth City

Form of Government: Board of Chosen Freeholders 9 Members

Number of Constituent Municipalities 21

Population Census 1980 504,094

Population Estimated 1981 505,004

Land Area — Square Miles 102.93

Net Valuation on which County Taxes are Apportioned \$11,970,290,325

Tax Rate per \$100 \$.497

Tax Levy \$59,540,658.02

Distribution of Ratables:

Class	Line Items	Assessed Valuation	% of Valuation
Vacant Land	6,083	96,425,925	1.25
Residential	118,109	4,762,732,511	61.76
Farm	62	1,687,300	.02
Commercial	7,636	992,735,650	12.87
Industrial	1,794	1,476,502,950	19.15
Apartments	1,293	381,924,300	4.95
TOTAL	134,977	7,712,008,636	100.00

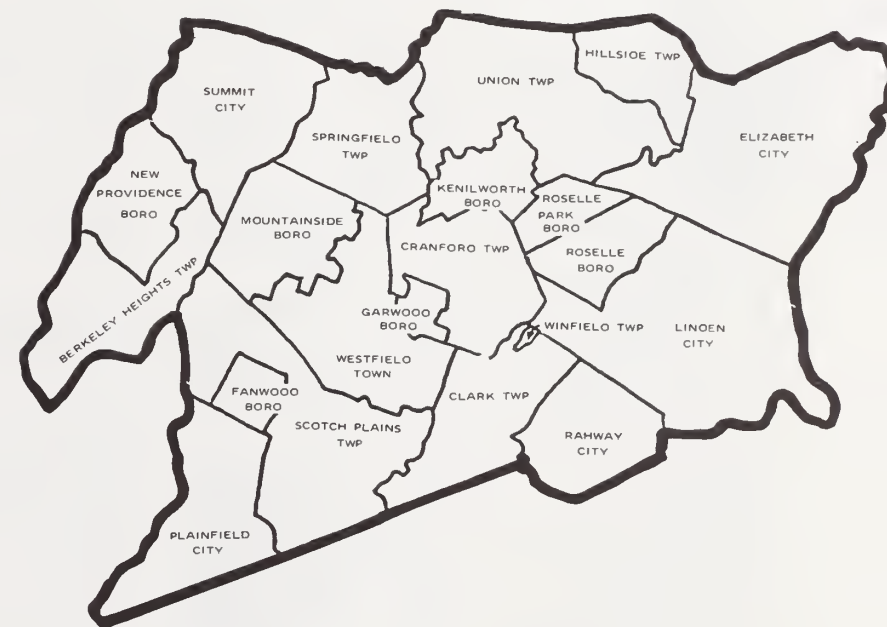
Bond Ratings:

Moody's AAA

Standard & Poor's AA+



UNION COUNTY



2100

Population 1980 84,429

Population 1981 85,420

S & P Rating

Moody Rating AA

Land Area 361.55 Sq. Miles

Net Valuation Taxable

1,445,591,141

Net Valuation on Which County Taxes

are apportioned:

1,798,436,803

WARREN COUNTY – Class 3**Form of Government:****Board of Chosen Freeholders****Number of Freeholders on Board – 3****PER CAPITA:**

Gross Debt 91.35

Net Debt 91.35

Debt Service 2.63

Total Tax Levy 100.48

County Functions: 165.38

PER CENT:

Gross Debt .47

Net Debt .47

EXPENDITURES		EXPENDITURES (cont'd.)		REVENUES REALIZED	
GENERAL GOVERNMENT		EDUCATION (excluding schools)		Property Taxes	8,583,166.67
Governing Body and Public Boards	81,978.00	County Superintendent of Schools	28,423.50	Financial Business Tax	
County Clerk	120,658.80	Vocational Schools		Franchise Tax	
Financial Administration	224,415.00	County College		Bank Corp. Tax	
Board of Taxation	69,420.00	County Extension Services	133,192.00	Other Miscellaneous Taxes	
Planning, Housing, Development	115,480.00	Libraries		State Aid Revenues	470,381.99
Human Resources	463,291.60	Other Educational Services	398,802.78	Federal Aid Revenues	309,128.61
Elections	139,312.20	STATUTORY EXPENDITURES		State and Local Fiscal Assistance Act Utilized	727,570.78
General Administration	515,437.61	Pensions and F.I.C.A.	846,304.23	Institutional Revenues	1,896,848.20
JUDICIARY		Employee Fringe Benefits	387,746.96	Courts	41,106.98
Superior Court-Low Division		Other Statutory Expenditures		County Clerk & Register	218,056.07
County Courts	100,339.00	Ceta & Other Public Employment Programs	375,871.11	Surrogate	34,161.13
County District Courts	54,946.00	COUNTY FUNCTIONS TOTAL	13,901,941.10	Sheriff	50,698.41
Juvenile and Domestic Relations Courts		CAPITAL IMPROVEMENTS *MEMO	160,000.00	Other Miscellaneous Revenues	2,106,245.38
Jury Commission and Jurors' Fees	39,273.00	DEBT SERVICE		Other Revenues, Revenue Sharing, Tax Effort	
Low Library	12,000.00	Principal Payments	200,000.00	TOTAL	14,437,364.22
Prosecutor's Office	212,883.00	Interest Payments	24,600.00	Prior Years Surplus Appropriated	2,006,783.24
Surrogate's Office	112,335.10	DEFERRED CHARGES	360.02	REVENUES TOTAL	16,444,147.46
Probation Office	478,868.90	RESERVE FOR UNCOLLECTED TAXES		CURRENT FINANCES DECEMBER 31,	
County Clerk (Judicial Functions)	114,755.66	EXPENDITURES TOTAL	14,126,901.12	ASSETS	
Sheriff's Office (Judicial Functions)	76,653.83	CAPITAL DEBT AUTHORIZED, DECEMBER 31,		Cash Dec. 31,	4,739,653.78
Other Judicial		ISSUED AND UNISSUED GROSS DEBT	NET DEBT	Taxes Receivable	14,695.69
PUBLIC SAFETY		School		Emergencies and Other Deferred Charges	2,064.91
County Police	15,600.00	Self-liquidating		State Aid Receivable	12,000.00
Sheriff's Office	59,151.00	Other	7,802,756	Other Receivable	
Civil Defense and Disaster Control	25,087.00	Total	7,802,756	TOTAL	4,768,414.38
Environmental Inspection and Control		ISSUED AND OUTSTANDING		LIABILITIES RESERVES, AND SURPLUS	
Weights and Measures	75,883.00	School		Cash Liabilities	1,328,544.71
Correctional and Penal	768,170.00	Self-liquidating		Reserves for Receivables	26,695.69
Other Public Safety	7,500.00	Other		Surplus Dec. 31,	3,413,173.98
PUBLIC WORKS		Total	7,775,000.00	TOTAL	4,768,414.38
Roads and Bridges, Streets, Drainage	22,500.00	Equalized Valuation Basis for Net Debt Computation	1,656,346,154.67		
State Aid Motor Vehicle Fund	200,000.00	CAPITAL OUTLAY TOTAL	1,244,870.75		
County Funds	2,219,567.47	Public Enterprises			
Other Roads and Bridges		Recreation—Culture	2,307.11		
Public Buildings and Grounds	339,380.00	Public Works	1,048,359.41		
Other Public Works	4,500.00	Buildings and Grounds	194,164.23		
HEALTH AND WELFARE		Library and Education			
County Health Department	825,629.00	Conservation			
Mental Health Activities	1,054,138.00	All Other			
Tubercular Patient Care					
County Hospitals, Homes					
County Aid to Hospitals	106,698.00				
Health Clinics	37,600.00				
Mosquito Extermination	45,500.00				
Health Services Except Environmental	49,938.63				
County Welfare Board	2,677,925.00				
Child Welfare	117,500.00				
Other Welfare Services	87,210.72				
RECREATION AND CONSERVATION					
Parks, Playgrounds, Shade Trees	2,250.00				
Land Reclamation and Conservation	57,825.00				
Other Recreational Services					

COUNTY Warren

COUNTY SEAT Belvidere Town

Form of Government: Board of Chosen Freeholders 3 Members

Number of Constituent Municipalities 23

Population Census 1980 84,429

Population Estimated 1981 85,420

Land Area — Square Miles 361.55

Net Valuation on which County Taxes are Apportioned \$1,798,436,803

Tax Rate per \$100 \$.477

Tax Levy \$8,583,166.67

Distribution of Ratables:

Class	Line Items	Assessed Valuation	% of Valuation
Vacant Land	6,207	80,466,324	5.66
Residential	22,382	894,049,406	62.82
Farm	4,209	97,187,626	6.83
Commercial	1,620	150,732,604	10.59
Industrial	178	148,976,425	10.47
Apartments	90	51,723,955	3.63
TOTAL	34,686	1,423,136,340	100.00

Bond Ratings:

Moody's AA

Standard & Poor's _____



SUMMARY OF COUNTY UNITS

Form fo Government: Boards of Chosen Freeholders _____

Number of County Units – 21

Number of Constituent Municipalities 567

Population Census 1980 7,364,823

Population Estimated 1981 7,403,996

Land Area – Square Miles 7,487.32

Net Valuation on which County Taxes are Apportioned \$161,302,973,315

County Taxes Apportioned \$963,892,829.01

Distribution of Ratables:

Class	Line Items	Assessed Valuation	% of Valuation
Vacant Land	357,376	4,425,172,031	4.05
Residential	1,772,171	71,647,456,229	65.60
Farm	57,012	1,383,782,678	1.27
Commercial	109,121	15,904,177,875	14.56
Industrial	17,860	10,451,426,330	9.57
Apartments	19,059	5,410,839,691	4.95
TOTAL 2,332,599		109,222,854,834	100.00



STATE SUMMARIES

SUMMARY COUNTY DATA SHEETS

EXPENDITURES		EXPENDITURES (cont'd.)		REVENUES REALIZED	
GENERAL GOVERNMENT		EDUCATION (excluding schools)		Property Taxes	
Governing Body and Public Boards	6,367,068.46	County Superintendent of Schools	2,063,778.07		963,892,829.01
County Clerk	11,107,499.14	Vocational Schools	52,417,018.70	Financial Business Tax	
Financial Administration	9,933,023.97	County College	56,657,073.00	Franchise Tax	1,593,304.04
Board of Taxation	2,124,520.08	County Extension Services	2,770,051.27	Bank Corp. Tax	
Planning, Housing, Development	7,970,969.83	Libraries	1,374,738.00	Other Miscellaneous Taxes	4,819,921.12
Human Resources	33,331,607.24	Other Educational Services	7,903,151.62	State Aid Revenues	116,243,354.04
Elections	15,291,478.84	STATUTORY EXPENDITURES		Federal Aid Revenues	156,000,534.47
General Administration	92,111,635.95	Pensions and F.I.C.A.	91,723,684.39	State and Local Fiscal Assistance Act Utilized	56,933,371.89
JUDICIARY		Employee Fringe Benefits	33,058,888.88	Institutional Revenues	79,520,570.89
Superior Court-Low Division	9,164,726.23	Other Statutory Expenditures	4,488,252.00	Courts	5,775,525.80
County Courts	9,585,033.37	Ceta & Other Public Employment Programs	145,689,513.86	County Clerk & Register	18,539,797.41
County District Courts	8,784,520.46	COUNTY FUNCTIONS TOTAL		Surrogate	2,802,273.37
Juvenile and Domestic Relations Courts	5,070,059.59	CAPITAL IMPROVEMENTS	11,215,250.79	Sheriff	4,402,580.95
Jury Commission and Jurors' Fees	3,566,357.71	DEBT SERVICE		Other Miscellaneous Revenues	194,494,147.94
Law Library	594,459.00	Principal Payments	53,237,644.92	Other Revenues, Revenue Sharing, Tax Effort	
Prosecutor's Office	43,309,308.73	Interest Payments	48,736,849.35		
Surrogate's Office	4,237,922.39	DEFERRED CHARGES			
Probation Office	37,594,795.98	RESERVE FOR UNCOLLECTED TAXES	14,593,042.81		
County Clerk (Judicial Functions)	9,839,594.17	EXPENDITURES TOTAL		Prior Years Surplus Appropriated	64,532,398.24
Sheriff's Office (Judicial Functions)	11,966,838.66			REVENUES TOTAL	1,669,550,609.17
Other Judicial	1,084,362.00			CURRENT FINANCES DECEMBER 31, ASSETS	
PUBLIC SAFETY				Cash Dec. 31,	257,376,490.44
County Police	17,615,997.86	CAPITAL DEBT AUTHORIZED, DECEMBER 31, ISSUED AND UNISSUED		Taxes Receivable	4,264,934.12
Sheriff's Office	22,615,555.90	School		Emergencies and Other Deferred Charges	5,562,553.19
Civil Defense and Disaster Control	1,606,739.04	Self-liquidating		State Aid Receivable	1,621,646.37
Environmental Inspection and Control	405,380.00	Other	1,165,966,449	Other Receivable	48,883,605.21
Weights and Measures	1,535,169.41	Total	1,165,966,449	TOTAL	317,709,229.33
Correctional and Penal	65,797,755.12			LIABILITIES RESERVES, AND SURPLUS	
Other Public Safety	1,822,054.41	ISSUED AND OUTSTANDING		Cash Liabilities	170,259,015.10
PUBLIC WORKS		School		Reserves For Receivables	37,902,386.02
Roads and Bridges, Streets, Drainage	8,544,584.01	Self-liquidating		Surplus Dec. 31,	109,547,828.21
State Aid Motor Vehicle Fund	242,700.00	Other		TOTAL	317,709,229.33
County Funds	62,775,379.69	Total	885,390,138.00		
Other Roads and Bridges	566,246.40	Equalized Valuation Basis for Net Debt Computation	147,536,251.011.67		
Public Buildings and Grounds	47,359,717.21	CAPITAL OUTLAY TOTAL			
Other Public Works	10,953,001.05				
HEALTH AND WELFARE		Public Enterprises			
County Health Department	9,706,277.67	Recreation—Culture	8,000,645.81		
Mental Health Activities	102,549,270.00	Public Works	61,201,328.26		
Tubercular Patient Care	108,725.00	Buildings and Grounds	54,655,306.99		
County Hospitals, Homes	101,735,269.70	Library and Education	20,648,132.57		
County Aid to Hospitals	33,342,656.56	Conservation	139,316.18		
Health Clinics	621,641.64	All Other			
Mosquito Extermination	6,954,640.52				
Health Services Except Environmental	23,889,081.02				
County Welfare Board	114,024,461.55				
Child Welfare	14,347,304.64				
Other Welfare Services	72,868,922.91				
RECREATION AND CONSERVATION					
Parks, Playgrounds, Shade Trees	44,860,738.11				
Land Reclamation and Conservation	1,619,114.83				
Other Recreational Services	2,577,954.04				

SUMMARY MUNICIPAL DATA SHEETS

EXPENDITURES		REVENUES-REALIZED		1981 PROPERTY TAX	
GENERAL GOVERNMENT				STATE EQUALIZED TAX RATE →	
Governing Body & Public Boards	10,222,008.78	1981 Property Taxes Collected	4,054,260,723.41	Local District School Taxes	1,885,005,603.30
Municipal Clerk	8,544,323.99	1981 Payments in Lieu of Taxes	18,119,127.04	Regional & Consolidated School Tax	375,662,988.00
Financial Administration	28,101,664.63	Delinquent Tax & Lien Collections	151,672,051.72	School Taxes in Municipal Budget	20,903,262.98
Assessment of Taxes	23,623,215.03	Business Personalty Replacement Taxes	158,697,765.21	County Taxes	* 974,501,098.00
Collection of Taxes	21,804,274.35	Taxes from Public Utilities	539,904,352.16	County Library Taxes	12,788,769.94
Planning, Housing & Development	21,679,755.59	Other Miscellaneous Tax Revenues	20,255,847.67	Local Municipal Purpose Taxes	926,034,299.40
Human Resources	37,831,051.31	State Aid Revenues	226,332,972.15	Veteran & Senior Citizen Taxes	57,222,665.00
Elections	2,083,997.46	Federal Aid Revenues	73,716,857.72	Total Taxes for Rate Computation	4,252,118,686.62
General Administration (other)	241,765,456.00	State and Local Fiscal Assistance Act Utilized	100,378,346.44	Special District Taxes	31,415,567.34
JUDICIARY	25,724,521.56	Sale of Acquired Property	9,650,940.53	Bank Corp. Taxes	7,637,580.89
Municipal Courts		Other Miscellaneous Revenues	413,286,960.59	Added and Omitted Taxes	47,848,479.26
PUBLIC SAFETY		Total	5,766,275,284.64	Total Taxes Levied - ABSTRACT	4,281,797,649.11
Fire Protection	213,020,760.62	Prior Years Surplus Appropriated	278,009,771.59	Total Taxes Billed	4,276,515,902.05
Police Protection	500,091,020.55	REVENUES	6,044,285,056.63	1981 TAXES COLLECTED	4,054,260,723.41
Civil Defense & Disaster Control	1,775,933.04	Reserve For Uncollected Taxes	258,082,957.46	1981 Taxes Cancelled, Abated or Adjusted	25,399,275.98
Environmental Inspection & Control	29,651,467.47			Transfer to Tax Title Liens or Foreclosed	18,349,785.53
Other Public Safety	1,084,261.43			Balance Outstanding Dec. 31, 1981	178,506,117.13
PUBLIC WORKS		CAPITAL OUTLAY	TOTAL		
Streets and Drainage	205,545,675.48	Public Enterprises	43,566,032.71	PRIOR YEARS TAXES OUTSTANDING	
Sewers and Sewage Processing	94,024,865.10	Recreation—Culture	20,717,492.25	Balance January 1, 1981	187,738,242.92
Garbage and Trash Disposal	87,743,821.50	Public Works	185,367,035.22	Collected in 1981	130,741,473.88
Public Buildings and Grounds	67,755,160.31	Buildings and Grounds	70,791,238.13	Cancelled, Abated or Adjusted 1981	9,100,234.54
Other Public Works	40,862,799.49	Library and Education	21,812,527.12	Transfers to Tax Title Liens or Foreclosed	8,518,813.52
HEALTH and WELFARE		Conservation	462,445.38	Balance December 31, 1981	39,377,720.98
Health Services Except Environmental	49,685,995.02	All Other		TAX TITLE LIENS OUTSTANDING	
Welfare-Public Assistance	21,141,776.16			Balance January 1, 1981	78,890,819.90
Hospitals, Clinics, First Aid	1,414,415.06	CAPITAL DEBT AUTHORIZED, DECEMBER 31, 1981		Transfer From Taxes	26,964,791.18
Animal, Insect, & Rodent Control	3,318,570.40	ISSUED AND UNISSUED		Redeemed in 1981	21,049,415.64
Other Welfare Services	1,338,072.91	GROSS DEBT	NET DEBT	Cancelled, Abated or Adjusted (1981)	2,314,757.59
RECREATION and CONSERVATION		School	1,576,037,731	Transfers to Foreclosed Property	8,352,747.64
Beaches and Boardwalks	7,680,738.92	Self-liquidating	654,548,405	Balance December 31, 1981	74,138,690.21
Parks, Playgrounds, Shade Trees	35,775,672.62	Other	1,913,785,423	PROPERTY ACQUIRED BY DEED OR FORECLOSURE	
Land Reclamation & Conservation	1,579,216.20	Total	4,144,371,560	Balance January 1, 1981	225,243,396.77
Other Recreational Services	33,293,205.58	ISSUED AND OUTSTANDING		Transfers From Taxes or Liens	8,931,732.48
EDUCATION (excluding schools)		School	1,397,092,654.54	Sale for Cash (1981)	6,170,690.45
Libraries	55,254,909.62	Self-liquidating	511,805,423.17	Cancelled, Abated or Adjusted (1981)	10,911,049.62
Other Educational Services	20,211,709.39	Other	1,454,797,005.60	Balance December 31, 1981	217,093,389.18
STATUTORY EXPENDITURES		Total	3,363,695,063.31	CURRENT FINANCES DECEMBER 31, 1981	
Pensions & F. I. C. A	191,302,939.67	EQUALIZED VALUATION BASIS		ASSETS	
Employee Fringe Benefits	47,782,564.78	FOR NET DEBT COMPUTATION	147,536,251,011	Cash Dec. 31, 1981	1,000,574,249.41
Other Statutory Expenditures	7,430,309.39	REAL PROPERTY VALUATIONS		Taxes Receivable	217,883,838.11
CETA And Other Public Employment Programs	70,579,800.44	Code Class # of Parcels % VAL'N	ASSESSED VALUATION	Tax Title Liens	74,138,690.21
MUNICIPAL FUNCTIONS		1 Vacant Land		Foreclosed Property	217,093,389.18
CAPITAL IMPROVEMENTS *MEMO*	22,861,461.30	2 Residential		Emergencies & Other Deferred Charges	51,435,299.43
DEBT SERVICE		3 Farm		State and Federal Aid Receivable	15,425,474.87
Principal Payments	114,052,543.96	4a Commercial (SEE PAGE 54)		Other Receivables	107,904,696.35
Interest Payments	112,483,181.43	4b Industrial		Total	1,684,455,637.56
TYPE I SCHL DEBT *MEMO	59,572,038.44	4c Apartments		LIABILITIES, RESERVES, AND SURPLUS	
DEFERRED CHARGES	3,300,277,289.56	Total		Cash Liabilities	575,844,101.93
SCHOOL, COUNTY, SPECIAL DISTRICT TAXES	258,082,997.46	Land Area 7,487.32 Sq. Miles		Reserves for Receivables	595,488,466.96
RESERVE FOR UNCOLLECTED TAXES	6,055,264,709.50	Net Valuation Taxable-Municipal	111,002,530,111	Surplus Dec. 31, 1981	513,123,068.67
EXPENDITURES		Net Valuation Taxable-County	165,022,611,467	Total	1,684,455,637.56
		State Equalized Valuation	167,718,165,094		
		State Equalization Ratio	39,047.20		

1981/3000

*ABOVE DEBT SERVICE INCLUDES TYPE I SCHOOL DEBT

*Includes County Health Service Taxes or County Vocational School Taxes. See Table 13.

Population 1980 194,119

Population 1981 192,197

S & P Rating

Moody Rating

General Tax Rate Per \$100.

State Equalized Tax Rate

SUMMARY ATLANTIC COUNTY MUNICIPALITIES

PER CAPITA:

Gross Debt 668.65

Net Debt 318.71

Debt Service 33.86

Total Tax Levy 803.37

Municipal Expenditures 605.35

PER CENT:

Gross Debt 2.27

Net Debt 1.08

Tax Levy Collected 81.27

Tax Levy Cancelled, Abated

or Adjusted 2.00

EXPENDITURES		REVENUES-REALIZED		1981 PROPERTY TAX	
GENERAL GOVERNMENT				STATE EQUALIZED TAX RATE →	
Governing Body & Public Boards	230,008.20	1981 Property Taxes Collected		Local District School Taxes	44,020,893.82
Municipal Clerk	436,486.06	1981 Payments in Lieu of Taxes		Regional & Consolidated School Tax	9,145,149.00
Financial Administration	1,403,423.90	Delinquent Tax & Lien Collections		School Taxes in Municipal Budget	750,631.70
Assessment of Taxes	928,274.27	Business Personalty Replacement Taxes		County Taxes	* 30,944,370.17
Collection of Taxes	1,212,333.60	Taxes from Public Utilities		County Library Taxes	504,949.00
Planning, Housing & Development	927,767.94	Other Miscellaneous Tax Revenues		Local Municipal Purpose Taxes	57,667,669.33
Human Resources	1,980,081.74	State Aid Revenues		Veteran & Senior Citizen Taxes	2,044,050.00
Elections	68,115.62	Federal Aid Revenues		Total Taxes for Rate Computation	145,483,713.02
General Administration (other)	11,178,897.72	State and Local Fiscal Assistance Act Utilized		Special District Taxes	373,757.00
JUDICIARY		Sole of Acquired Property		Bank Corp. Taxes	132,703.37
Municipal Courts	1,157,395.74	Other Miscellaneous Revenues		Added and Omitted Taxes	10,460,138.55
PUBLIC SAFETY		Total		Total Taxes Levied - ABSTRACT	154,406,262.34
Fire Protection	11,245,480.71	Prior Years Surplus Appropriated		Total Taxes Billed	154,388,903.64
Police Protection	20,734,842.45	REVENUES TOTAL		1981 TAXES COLLECTED	134,731,745.32
Civil Defense & Disaster Control	109,677.07	Reserve For Uncollected Taxes		1981 Taxes Cancelled, Abated or Adjusted	3,175,449.91
Environmental Inspection & Control	3,757,423.94	CAPITAL OUTLAY TOTAL		Transfer to Tax Title Liens or Foreclosed	683,638.91
Other Public Safety	78,814.43			Balance Outstanding Dec. 31, 1981	15,758,069.50
PUBLIC WORKS		Public Enterprises		PRIOR YEARS TAXES OUTSTANDING	
Streets and Drainage	9,301,234.98	Recreation—Culture		Balance January 1, 1981	7,962,977.01
Sewers and Sewage Processing	680,137.77	Public Works		Collected in 1981	6,541,283.65
Garbage and Trash Disposal	1,245,948.43	Buildings and Grounds		Cancelled, Abated or Adjusted 1981	56,250.06
Public Buildings and Grounds	5,207,424.02	Library and Education		Transfers to Tax Title Liens or Foreclosed	739,477.09
Other Public Works	1,335,911.23	Conservation		Balance December 31, 1981	625,960.21
HEALTH and WELFARE		All Other		TAX TITLE LIENS OUTSTANDING	
Health Services Except Environmental	994,764.56	CAPITAL DEBT AUTHORIZED, DECEMBER 31, 1981		Balance January 1, 1981	4,648,706.50
Welfare-Public Assistance	680,201.00	ISSUED AND UNISSUED		Transfer From Taxes	1,487,577.97
Hospitals, Clinics, First Aid	6,000.00	GROSS DEBT		Redeemed in 1981	1,206,515.05
Animal, Insect, & Rodent Control	289,860.92	NET DEBT		Cancelled, Abated or Adjusted (1981)	318.25
Other Welfare Services	27,822.75	School		Transfers to Foreclosed Property	1,937,626.50
RECREATION and CONSERVATION		Self-liquidating		Balance December 31, 1981	2,991,824.27
Beaches and Boardwalks	2,170,498.98	Other		PROPERTY ACQUIRED BY DEED OR	
Parks, Playgrounds, Shade Trees	1,821,884.31	Total		FORECLOSURE	
Land Reclamation & Conservation	145,883.29	ISSUED AND OUTSTANDING		Balance January 1, 1981	7,753,503.85
Other Recreational Services	274,038.74	School		Transfers From Taxes or Liens	1,937,626.90
EDUCATION (excluding schools)		Self-Liquidating		Sole for Cash (1981)	465,978.69
Libraries	606,575.00	Other		Cancelled, Abated or Adjusted (1981)	204,600.00
Other Educational Services	127,360.03	Total		Balance December 31, 1981	9,020,552.06
STATUTORY EXPENDITURES		EQUIALIZED VALUATION BASIS		CURRENT FINANCES DECEMBER 31, 1981	
Pensions & F. I. C. A.	6,352,457.24	FOR NET DEBT COMPUTATION		ASSETS	
Employee Fringe Benefits	995,457.39	REAL PROPERTY VALUATIONS		Cash Dec. 31, 1981	45,286,081.44
Other Statutory Expenditures	458,496.74	Code Class # of Parcels % VAL'N		Taxes Receivable	16,424,035.71
CETA And Other Public Employment Programs	668,655.81	ASSESSED VALUATION		Tax Title Liens	2,991,824.27
MUNICIPAL FUNCTIONS TOTAL	88,883,657.18	1 Vacant Land		Foreclosed Property	9,020,552.06
CAPITAL IMPROVEMENTS *MEMO*	1,153,261.23	2 Residential		Emergencies & Other Deferred Charges	1,953,369.94
DEBT SERVICE		3 Farm		State and Federal Aid Receivable	584,490.51
Principal Payments	3,228,635.21	4a Commercial (SEE PAGE 13)		Other Receivables	5,278,410.05
Interest Payments	3,276,213.57	4b Industrial		Total	81,538,763.98
TYPE I SCHL DEBT *MEMO	1,362,818.27	4c Apartments		LIABILITIES, RESERVES, AND SURPLUS	
DEFERRED CHARGES	6,735,593.47	Total		Cash Liabilities	23,325,395.42
SCHOOL, COUNTY, SPECIAL DISTRICT TAXES	86,145,750.69	Land Area 566.97 Sq. Miles		Reserves for Receivables	32,631,728.93
RESERVE FOR UNCOLLECTED TAXES	13,409,330.16	Net Valuation Taxable-Municipal		Surplus Dec. 31, 1981	25,575,639.63
EXPENDITURES TOTAL	201,681,180.28	Net Valuation Taxable-County		Total	81,538,763.98
		State Equalized Valuation			
		State Equalization Ratio			

Population 1980 845,385
 Population 1981 846,906
 S & P Rating
 Moody Rating

General Tax Rate Per \$100.
 State Equalized Tax Rate

SUMMARY BERGEN COUNTY MUNICIPALITIES

PER CAPITA:		PER CENT:	
Gross Debt	470.40	Gross Debt	1.69
Net Debt	305.74	Net Debt	1.08
Debt Service	33.60	Tax Levy Collected	57.30
Total Tax Levy	697.28	Tax Levy Cancelled, Abated	
Municipal Expenditures	351.19	or Adjusted	.35

EXPENDITURES		REVENUES-REALIZED		1981 PROPERTY TAX	
GENERAL GOVERNMENT				STATE EQUALIZED TAX RATE	
Governing Body & Public Boards	436,237.76	1981 Property Taxes Collected	574,478,910.87	Local District School Taxes	301,967,109.00
Municipal Clerk	745,397.09	1981 Payments in Lieu of Taxes	1,398,988.10	Regional & Consolidated School Tax	46,568,843.38
Financial Administration	2,040,611.94	Delinquent Tax & Lien Collections	12,438,785.54	School Taxes in Municipal Budget	2,086,294.50
Assessment of Taxes	2,410,229.18	Business Personalty Replacement Taxes	15,294,315.20	County Taxes	89,129,445.16
Collection of Taxes	2,848,539.11	Taxes from Public Utilities	56,128,449.20	County Library Taxes	
Planning, Housing & Development	1,381,868.15	Other Miscellaneous Tax Revenues	610,682.87	Local Municipal Purpose Taxes	146,113,461.32
Human Resources	249,341.00	State Aid Revenues	8,106,783.06	Veteran & Senior Citizen Taxes	7,168,100.00
Elections	140,647.88	Federal Aid Revenues	1,012,111.56	Total Taxes for Rate Computation	593,053,453.36
General Administration (other)	26,485,282.32	State and Local Fiscal Assistance Act Utilized	8,722,872.12	Special District Taxes	
JUDICIARY		Sale of Acquired Property	230,888.01	Bank Corp. Taxes	1,145,113.45
Municipal Courts	2,419,383.19	Other Miscellaneous Revenues	33,009,617.43	Added and Omitted Taxes	3,517,590.61
PUBLIC SAFETY		Total	711,432,403.56	Total Taxes Levied - ABSTRACT	590,528,057.42
Fire Protection	15,666,114.76	Prior Years Surplus Appropriated	27,867,542.69	Total Taxes Billed	590,409,716.04
Police Protection	61,382,643.38	REVENUES TOTAL	739,299,946.65	1981 TAXES COLLECTED	574,478,910.87
Civil Defense & Disaster Control	219,583.76	Reserve For Uncollected Taxes	24,319,955.53	1981 Taxes Cancelled, Abated or Adjusted	2,046,396.61
Environmental Inspection & Control	3,272,764.09	CAPITAL OUTLAY TOTAL	34,818,560.74	Transfer to Tax Title Liens or Foreclosed	617,678.77
Other Public Safety	109,373.00			Balance Outstanding Dec. 31, 1981	13,263,142.00
PUBLIC WORKS				PRIOR YEARS TAXES OUTSTANDING	
Streets and Drainage	23,010,398.95	Public Enterprises	2,909,856.66	Balance January 1, 1981	15,877,187.49
Sewers and Sewage Processing	16,703,363.77	Recreation—Culture	1,580,510.29	Collected in 1981	11,622,638.70
Garbage and Trash Disposal	15,579,799.05	Public Works	20,684,361.34	Cancelled, Abated or Adjusted 1981	1,233,421.75
Public Buildings and Grounds	7,541,718.55	Buildings and Grounds	7,840,976.88	Transfers to Tax Title Liens or Foreclosed	184,921.14
Other Public Works	3,898,756.27	Library and Education	1,402,855.57	Balance December 31, 1981	2,766,205.50
HEALTH and WELFARE		Conservation		TAX TITLE LIENS OUTSTANDING	
Health Services Except Environmental	3,924,818.01	All Other		Balance January 1, 1981	3,157,322.48
Welfare-Public Assistance	882,026.10	CAPITAL DEBT AUTHORIZED, DECEMBER 31, 1981		Transfer From Taxes	821,425.05
Hospitals, Clinics, First Aid	155,715.47	ISSUED AND UNISSUED		Redeemed in 1981	749,553.82
Animal, Insect, & Rodent Control	259,488.23	School	119,806,412	Cancelled, Abated or Adjusted (1981)	28,358.40
Other Welfare Services	57,540.00	Self-liquidating	32,687,043	Transfers to Foreclosed Property	16,783.59
RECREATION and CONSERVATION		Other	252,667,324	Balance December 31, 1981	3,164,051.32
Beaches and Boardwalks	4,439,707.66	Total	405,160,779	PROPERTY ACQUIRED BY DEED OR FORECLOSURE	
Parks, Playgrounds, Shade Trees	54,454.55	ISSUED AND OUTSTANDING		Balance January 1, 1981	13,265,872.55
Land Reclamation & Conservation	3,654,974.17	School	106,514,276.57	Transfers From Taxes or Liens	97,047.57
Other Recreational Services		Self-Liquidating	24,045,750.00	Sale for Cash (1981)	159,505.00
EDUCATION (excluding schools)		Other	217,932,011.09	Cancelled, Abated or Adjusted (1981)	64,300.00
Libraries	9,357,693.07	Total	348,892,037.66	Balance December 31, 1981	13,179,115.12
Other Educational Services	4,133,066.22	EQUALIZED VALUATION BASIS		CURRENT FINANCES DECEMBER 31, 1981	
STATUTORY EXPENDITURES		FOR NET DEBT COMPUTATION	23,933,402,915	ASSETS	
Pensions & F. I. C. A.	18,936,954.11	REAL PROPERTY VALUATIONS		Cash Dec. 31, 1981	95,320,773.19
Employee Fringe Benefits	5,165,941.22	Code Class # of Parcels % VAL'N		Taxes Receivable	18,029,347.90
Other Statutory Expenditures	734,354.25	1 Vacant Land		Tax Title Liens	3,164,051.32
CETA And Other Public Employment Programs	957,677.57	2 Residential		Foreclosed Property	13,179,115.12
MUNICIPAL FUNCTIONS TOTAL	239,250,463.83	3 Farm		Emergencies & Other Deferred Charges	4,484,000.27
CAPITAL IMPROVEMENTS *MEMO*	2,370,240.20	4a Commercial (SEE PAGE 15)		State and Federal Aid Receivable	861,000.29
DEBT SERVICE		4b Industrial		Other Receivables	5,689,504.77
Principal Payments	15,187,608.93	4c Apartments		Total	138,727,803.86
Interest Payments	13,434,838.96	Total		LIABILITIES, RESERVES, AND SURPLUS	
TYPE I SCHL DEBT *MEMO	2,067,759.00	Land Area 234.57 Sq. Miles		Cash Liabilities	50,888,075.02
DEFERRED CHARGES	5,224,290.03	Net Valuation Taxable-Municipal	19,947,342,298	Reserves for Receivables	37,978,050.02
SCHOOL, COUNTY, SPECIAL DISTRICT TAXES	439,751,892.04	Net Valuation Taxable-County	25,088,077,733	Surplus Dec. 31, 1981	49,863,678.82
RESERVE FOR UNCOLLECTED TAXES	24,319,995.93	State Equalized Valuation	26,899,503,660	Total	138,727,803.86
EXPENDITURES TOTAL	737,175,089.72	State Equalization Ratio			

Population 1980 362,542

Population 1981 367,442

S & P Rating

Moody Rating

General Tax Rate Per \$100.

State Equalized Tax Rate

SUMMARY BURLINGTON COUNTY MUNICIPALITIES

PER CAPITA

Gross Debt

Net Debt

Debt Service

Total Tax Levy

Municipal Expenditures

437.76

167.30

18.50

420.04

231.44

PER CENT:

Gross Debt

Net Debt

Tax Levy Collected

Tax Levy Cancelled, Abated

or Adjusted

2.84

1.09

94.74

Tax Levy Cancelled, Abated

or Adjusted

.61

EXPENDITURES		REVENUES-REALIZED		1981 PROPERTY TAX	
GENERAL GOVERNMENT				STATE EQUALIZED TAX RATE	
Governing Body & Public Boards	226,288.56	1981 Property Taxes Collected	146,236,452.56	Local District School Taxes	77,317,010.21
Municipal Clerk	401,749.04	1981 Payments in Lieu of Taxes	39,535.33	Regional & Consolidated School Tax	17,685,754.18
Financial Administration	1,441,805.54	Delinquent Tax & Lien Collections	6,223,036.86	School Taxes in Municipal Budget	136,594.10
Assessment of Taxes	980,772.15	Business Personalty Replacement Taxes	3,526,241.28	County Taxes	36,650,683.81
Collection of Taxes	972,255.45	Taxes from Public Utilities	28,234,733.83	County Library Taxes	1,537,236.00
Planning, Housing & Development	1,005,673.27	Other Miscellaneous Tax Revenues	497,512.31	Local Municipal Purpose Taxes	17,059,191.71
Human Resources	507,017.00	State Aid Revenues	4,319,178.96	Veteran & Senior Citizen Taxes	2,565,000.00
Elections	27,211.28	Federal Aid Revenues	302,669.14	Total Taxes for Rate Computation	152,991,470.01
General Administration (other)	8,785,181.34	State and Local Fiscal Assistance Act Utilized	3,861,806.10	Special District Taxes	1,567,767.70
JUDICIARY		Sale of Acquired Property	11,218.92	Bank Corp. Taxes	198,039.79
Municipal Courts	1,177,380.13	Other Miscellaneous Revenues	16,712,244.69	Added and Omitted Taxes	1,747,285.22
PUBLIC SAFETY		Total	210,367,030.38	Total Taxes Levied - ABSTRACT	154,339,562.72
Fire Protection	1,676,888.13	Prior Years Surplus Appropriated	17,662,550.96	Total Taxes Billed	154,357,616.14
Police Protection	16,951,075.71	REVENUES TOTAL	228,029,581.34	1981 TAXES COLLECTED	146,238,452.56
Civil Defense & Disaster Control	88,863.28	Reserve For Uncollected Taxes	10,001,310.13	1981 Taxes Cancelled, Abated or Adjusted	538,968.18
Environmental Inspection & Control	1,046,890.49	CAPITAL OUTLAY TOTAL	16,004,550.46	Transfer to Tax Title Liens or Foreclosed	631,048.60
Other Public Safety				Balance Outstanding Dec. 31, 1981	6,549,146.20
PUBLIC WORKS				PRIOR YEARS TAXES OUTSTANDING	
Streets and Drainage	9,671,195.04	Public Enterprises	2,876,104.72	Balance January 1, 1981	6,374,534.29
Sewers and Sewage Processing	1,220,218.00	Recreation—Culture	1,601,385.04	Collected in 1981	5,783,228.66
Garbage and Trash Disposal	3,368,514.92	Public Works	7,369,607.16	Cancelled, Abated or Adjusted 1981	46,460.82
Public Buildings and Grounds	2,566,258.01	Buildings and Grounds	4,053,737.08	Transfers to Tax Title Liens or Foreclosed	216,653.61
Other Public Works	2,274,246.07	Library and Education	103,716.46	Balance December 31, 1981	328,591.20
HEALTH and WELFARE		Conservation		TAX TITLE LIENS OUTSTANDING	
Health Services Except Environmental	190,729.12	All Other		Balance January 1, 1981	1,840,813.23
Welfare-Public Assistance	323,974.72	CAPITAL DEBT AUTHORIZED, DECEMBER 31, 1981		Transfer From Taxes	875,440.14
Hospitals, Clinics, First Aid		ISSUED AND UNISSUED		Redeemed in 1981	477,468.76
Animal, Insect, & Rodent Control	115,202.40	School	72,469,566	Cancelled, Abated or Adjusted (1981)	11,508.52
Other Welfare Services	19,730.00	Self-liquidating	34,501,186	Transfers to Foreclosed Property	1,172.35
RECREATION and CONSERVATION		Other	53,879,496	Balance December 31, 1981	2,226,103.34
Beaches and Boardwalks		Total	160,850,249	PROPERTY ACQUIRED BY DEED OR	
Parks, Playgrounds, Shade Trees	1,096,823.85			FORECLOSURE	
Land Reclamation & Conservation	17,382.70	ISSUED AND OUTSTANDING		Balance January 1, 1981	4,066,694.10
Other Recreational Services	1,360,261.29	School	72,293,254.22	Transfers From Taxes or Liens	1,172.35
EDUCATION (excluding schools)		Self-Liquidating	30,113,010.00	Sale for Cash (1981)	4,610.00
Libraries	1,136,725.88	Other	48,751,343.32	Cancelled, Abated or Adjusted (1981)	
Other Educational Services	2,223,777.00	Total	151,157,607.54	Balance December 31, 1981	4,063,256.45
STATUTORY EXPENDITURES		EQUALIZED VALUATION BASIS		CURRENT FINANCES DECEMBER 31, 1981	
Pensions & F. I. C. A.	3,914,927.14	FOR NET DEBT COMPUTATION	5,685,534,471	ASSETS	
Employee Fringe Benefits	1,353,219.49	REAL PROPERTY VALUATIONS		Cash Dec. 31, 1981	70,912,334.48
Other Statutory Expenditures	255,470.59	Code Class # of Parcels % VAL'N	ASSESSED VALUATION	Taxes Receivable	6,877,737.40
CETA And Other Public Employment Programs	435,958.48	1 Vacant Land		Tax Title Liens	2,226,103.34
MUNICIPAL FUNCTIONS TOTAL	66,843,670.07	2 Residential		Foreclosed Property	4,063,256.45
CAPITAL IMPROVEMENTS *MEMO*	3,541,353.41	3 Farm		Emergencies & Other Deferred Charges	902,240.90
DEBT SERVICE		4a Commercial (SEE PAGE 17)		State and Federal Aid Receivable	1,023,072.61
Principal Payments	4,053,379.91	4b Industrial		Other Receivables	2,752,459.80
Interest Payments	2,743,904.97	4c Apartments		Total	88,757,204.58
TYPE I SCHL DEBT *MEMO	372,916.10	Total		LIABILITIES, RESERVES, AND SURPLUS	
DEFERRED CHARGES	1,398,361.68	Land Area 817.64 Sq. Miles		Cash Liabilities	43,114,480.77
SCHOOL, COUNTY, SPECIAL DISTRICT TAXES	135,295,046.00	Net Valuation Taxable-Municipal	5,072,486,607	Reserves for Receivables	15,837,475.69
RESERVE FOR UNCOLLECTED TAXES	10,001,310.13	Net Valuation Taxable-County	10,092,624,718	Surplus Dec. 31, 1981	29,805,244.52
EXPENDITURES TOTAL	220,335,672.76	State Equalized Valuation	6,428,923,340	Total	88,757,204.58
		State Equalization Ratio			

Population 1980 471,650

Population 1981 475,071

S & P Rating

Moody Rating

General Tax Rate Per \$100.

State Equalized Tax Rate

SUMMARY CAMDEN COUNTY MUNICIPALITIES

PER CAPITA:

Gross Debt 434.63

Net Debt 183.24

Debt Service 18.75

Total Tax Levy 519.62

Municipal Expenditures 287.88

PER CENT:

Gross Debt 3.14

Net Debt 1.32

Tax Levy Collected 93.68

Tax Levy Cancelled, Abated

or Adjusted .85

EXPENDITURES		REVENUES-REALIZED		1981 PROPERTY TAX	
GENERAL GOVERNMENT				STATE EQUALIZED TAX RATE →	
Governing Body & Public Boards	420,162.42	1981 Property Taxes Collected		Local District School Taxes	101,890,220.12
Municipal Clerk	317,411.57	1981 Payments in Lieu of Taxes		Regional & Consolidated School Tax	14,755,279.49
Financial Administration	1,284,867.75	Delinquent Tax & Lien Collections		School Taxes in Municipal Budget	
Assessment of Taxes	1,040,898.71	Business Personalty Replacement Taxes		County Taxes	* 81,522,168.93
Collection of Taxes	1,289,343.88	Taxes from Public Utilities		County Library Taxes	778,873.00
Planning, Housing & Development	1,099,177.91	Other Miscellaneous Tax Revenues		Local Municipal Purpose Taxes	39,597,271.98
Human Resources	2,051,093.15	State Aid Revenues		Veteran & Senior Citizen Taxes	4,401,600.00
Elections	294,368.46	Federal Aid Revenues		Total Taxes for Rate Computation	242,945,421.52
General Administration (other)	11,026,651.30	State and Local Fiscal Assistance Act Utilized		Special District Taxes	4,564,563.67
JUDICIARY		Sale of Acquired Property		Bank Corp. Taxes	323,003.92
Municipal Courts	1,493,855.57	Other Miscellaneous Revenues		Added and Omitted Taxes	3,839,208.58
PUBLIC SAFETY		Total		Total Taxes Levied - ABSTRACT	247,270,597.69
Fire Protection	9,583,886.79	Prior Years Surplus Appropriated		Total Taxes Billed	247,321,679.89
Police Protection	27,970,458.14	REVENUES TOTAL		1981 TAXES COLLECTED	231,679,842.32
Civil Defense & Disaster Control	43,974.56	Reserve For Uncollected Taxes		1981 Taxes Cancelled, Abated or Adjusted	2,095,974.35
Environmental Inspection & Control	980,207.50	CAPITAL OUTLAY TOTAL		Transfer to Tax Title Liens or Foreclosed	2,695,627.92
Other Public Safety	15,378.00			Balance Outstanding Dec. 31, 1981	10,850,245.30
PUBLIC WORKS		Public Enterprises		PRIOR YEARS TAXES OUTSTANDING	
Streets and Drainage	9,530,532.65	Recreation—Culture		Balance January 1, 1981	9,259,414.39
Sewers and Sewage Processing	1,047,551.42	Public Works		Collected in 1981	7,496,361.38
Garbage and Trash Disposal	5,536,985.89	Buildings and Grounds		Cancelled, Abated or Adjusted 1981	506,357.31
Public Buildings and Grounds	1,698,977.13	Library and Education		Transfers to Tax Title Liens or Foreclosed	750,491.56
Other Public Works	2,045,151.47	Conservation		Balance December 31, 1981	506,204.14
HEALTH and WELFARE		All Other		TAX TITLE LIENS OUTSTANDING	
Health Services Except Environmental	654,966.43	CAPITAL DEBT AUTHORIZED, DECEMBER 31, 1981		Balance January 1, 1981	6,077,535.74
Welfare-Public Assistance	830,430.77	ISSUED AND UNISSUED GROSS DEBT NET DEBT		Transfer From Taxes	3,560,815.98
Hospitals, Clinics, First Aid	108,966.00	School 87,929,609 582,609		Redeemed in 1981	1,492,893.41
Animal, Insect, & Rodent Control	314,300.00	Self-liquidating 32,415,086 5,273,506		Cancelled, Abated or Adjusted (1981)	446,130.19
Other Welfare Services	42,602.50	Other 86,485,397 81,341,104		Transfers to Foreclosed Property	53,452.49
RECREATION and CONSERVATION		Total 206,830,092 87,197,420		Balance December 31, 1981	7,645,875.63
Beaches and Boardwalks		ISSUED AND OUTSTANDING		PROPERTY ACQUIRED BY DEED OR FORECLOSURE	
Parks, Playgrounds, Shade Trees	1,553,264.86	School 79,172,455.15		Balance January 1, 1981	19,461,617.37
Land Reclamation & Conservation	46,712.62	Self-Liquidating 28,978,410.59		Transfers From Taxes or Liens	53,452.49
Other Recreational Services	495,129.97	Other 72,255,706.02		Sale for Cash (1981)	370,285.00
EDUCATION (excluding schools)		Total 180,406,571.76		Cancelled, Abated or Adjusted (1981)	134,081.00
Libraries	1,595,064.42	EQUALIZED VALUATION BASIS FOR NET DEBT COMPUTATION		Balance December 31, 1981	19,010,703.86
Other Educational Services	7,609.00	REAL PROPERTY VALUATIONS		CURRENT FINANCES DECEMBER 31, 1981	
STATUTORY EXPENDITURES		Code Class # of Parcels % VAL'N ASSESSED VALUATION		ASSETS	
Pensions & F. I. C. A.	8,721,667.11	1 Vacant Land		Cash Dec. 31, 1981	40,301,650.31
Employee Fringe Benefits	3,196,550.34	2 Residential		Taxes Receivable	11,356,449.44
Other Statutory Expenditures	353,009.73	3 Farm		Tax Title Liens	7,645,875.63
CETA and Other Public Employment Programs	8,354,586.79	4a Commercial (SEE PAGE 19)		Foreclosed Property	19,010,703.86
MUNICIPAL FUNCTIONS TOTAL	105,653,794.81	4b Industrial		Emergencies & Other Deferred Charges	1,876,006.01
CAPITAL IMPROVEMENTS *MEMO*	517,169.94	4c Apartments		State and Federal Aid Receivable	461,632.43
DEBT SERVICE		Total		Other Receivables	7,638,736.62
Principal Payments	3,668,250.51	Land Area 222.01 Sq. Miles		Total	88,291,054.30
Interest Payments	5,255,815.81	Net Valuation Taxable-Municipal		LIABILITIES, RESERVES, AND SURPLUS	
DEFERRED CHARGES	6,812,258.41	Net Valuation Taxable-County		Cash Liabilities	27,422,981.79
SCHOOL, COUNTY, SPECIAL DISTRICT TAXES	203,511,113.21	State Equalized Valuation		Reserves for Receivables	41,068,695.23
RESERVE FOR UNCOLLECTED TAXES	15,602,836.14	State Equalization Ratio		Surplus Dec. 31, 1981	19,799,417.28
EXPENDITURES TOTAL	340,504,068.89			Total	88,291,054.30

0599

Population 1980 82,266
 Population 1981 84,299
 S & P Rating
 Moody Rating

General Tax Rate Per \$100.

State Equalized Tax Rate

SUMMARY CAPE MAY COUNTY MUNICIPALITIES

PER CAPITA:

Gross Debt 943.66
 Net Debt 543.66
 Debt Service 50.12
 Total Tax Levy 792.84
 Municipal Expenditures 657.97

PER CENT:

Gross Debt 1.99
 Net Debt 1.15
 Tax Levy Collected 92.99
 Tax Levy Cancelled, Abated or Adjusted .16

EXPENDITURES		REVENUES-REALIZED		1981 PROPERTY TAX	
GENERAL GOVERNMENT				STATE EQUALIZED TAX RATE →	
Governing Body & Public Boards	229,584.01	1981 Property Taxes Collected	62,103,565.42	Local District School Taxes	20,855,569.43
Municipal Clerk	306,191.12	1981 Payments in Lieu of Taxes	80,708.75	Regional & Consolidated School Tax	3,711,628.50
Financial Administration	828,674.52	Delinquent Tax & Lien Collections	4,171,506.56	School Taxes in Municipal Budget	298,042.50
Assessment of Taxes	1,394,626.54	Business Personalty Replacement Taxes	1,196,101.06	County Taxes	17,167,193.57
Collection of Taxes	667,490.79	Taxes from Public Utilities	9,972,209.50	County Library Taxes	754,125.33
Planning, Housing & Development	255,465.55	Other Miscellaneous Tax Revenues	352,928.24	Local Municipal Purpose Taxes	22,646,543.84
Human Resources	68,305.00	State Aid Revenues	626,652.18	Veteran & Senior Citizen Taxes	1,212,950.00
Elections	24,487.57	Federal Aid Revenues		Total Taxes for Rate Computation	66,666,453.17
General Administration (other)	6,686,271.68	State and Local Fiscal Assistance Act Utilized	1,299,688.99	Special District Taxes	504,017.04
JUDICIARY		Sale of Acquired Property	223,251.25	Bank Corp. Taxes	83,203.75
Municipal Courts	627,403.05	Other Miscellaneous Revenues	11,522,921.26	Added and Omitted Taxes	794,532.54
PUBLIC SAFETY		Total	91,549,533.21	Total Taxes Levied - ABSTRACT	66,835,256.50
Fire Protection	2,291,502.07	Prior Years Surplus Appropriated	8,633,576.85	Total Taxes Billed	66,788,509.19
Police Protection	8,927,566.20	REVENUES TOTAL	100,183,110.06	1981 TAXES COLLECTED	62,103,565.42
Civil Defense & Disaster Control	68,957.79	Reserve For Uncollected Taxes	4,792,434.27	1981 Taxes Cancelled, Abated or Adjusted	104,514.14
Environmental Inspection & Control	985,191.63	CAPITAL OUTLAY TOTAL	9,235,985.12	Transfer to Tax Title Liens or Foreclosed	317,805.40
Other Public Safety		Public Enterprises	2,878,097.04	Balance Outstanding Dec. 31, 1981	4,262,623.67
PUBLIC WORKS		Recreation—Culture	520,491.05	PRIOR YEARS TAXES OUTSTANDING	
Streets and Drainage	5,267,245.05	Public Works	5,424,378.58	Balance January 1, 1981	3,733,256.80
Sewers and Sewage Processing	1,056,422.00	Buildings and Grounds	283,958.59	Collected in 1981	3,456,767.53
Garbage and Trash Disposal	1,335,034.61	Library and Education	129,019.86	Cancelled, Abated or Adjusted 1981	13,374.07
Public Buildings and Grounds	1,720,706.24	Conservation		Transfers to Tax Title Liens or Foreclosed	189,885.96
Other Public Works	1,845,635.07	All Other		Balance December 31, 1981	33,229.24
HEALTH and WELFARE		CAPITAL DEBT AUTHORIZED, DECEMBER 31, 1981		TAX TITLE LIENS OUTSTANDING	
Health Services Except Environmental	99,360.63	ISSUED AND UNISSUED		Balance January 1, 1981	965,540.30
Welfare-Public Assistance	87,675.81	SCHOOL	18,277,000	Transfer From Taxes	539,119.74
Hospitals, Clinics, First Aid	2,550.00	Self-liquidating	16,869,850	Redeemed in 1981	675,729.03
Animal, Insect, & Rodent Control	174,075.27	Other	44,402,982	Cancelled, Abated or Adjusted (1981)	10,122.81
Other Welfare Services		Total	79,549,832	Transfers to Foreclosed Property	27,016.66
RECREATION and CONSERVATION		ISSUED AND OUTSTANDING		Balance December 31, 1981	791,791.54
Beaches and Boardwalks	2,301,442.42	SCHOOL	14,777,000.00	PROPERTY ACQUIRED BY DEED OR FORECLOSURE	
Parks, Playgrounds, Shade Trees	423,331.12	Self-Liquidating	15,496,700.00	Balance January 1, 1981	3,841,019.79
Land Reclamation & Conservation	36,205.00	Other	33,578,464.27	Transfers From Taxes or Liens	27,966.77
Other Recreational Services	926,459.39	Total	63,852,164.27	Sale for Cash (1981)	573,334.25
EDUCATION (excluding schools)		EQUALIZED VALUATION BASIS FOR NET DEBT COMPUTATION	3,995,181,455	Cancelled, Abated or Adjusted (1981)	317,999.00
Libraries	266,135.98	REAL PROPERTY VALUATIONS		Balance December 31, 1981	2,977,653.31
Other Educational Services	2,524,800.00	Code Class # of Parcels % VAL'N		CURRENT FINANCES DECEMBER 31, 1981	
STATUTORY EXPENDITURES		ASSESSED VALUATION		ASSETS	
Pensions & F. I. C. A.	3,076,366.16	1 Vacant Land		Cash Dec. 31, 1981	21,742,533.01
Employee Fringe Benefits	997,097.53	2 Residential		Taxes Receivable	4,295,852.91
Other Statutory Expenditures	337,325.52	3 Farm		Tax Title Liens	791,791.54
CETA And Other Public Employment Programs		4a Commercial (SEE PAGE 21)		Foreclosed Property	2,977,653.31
MUNICIPAL FUNCTIONS TOTAL	45,849,985.32	4b Industrial		Emergencies & Other Deferred Charges	1,561,158.38
CAPITAL IMPROVEMENTS *MEMO*	748,163.61	4c Apartments		State and Federal Aid Receivable	171,234.83
DEBT SERVICE		Total		Other Receivables	985,448.87
Principal Payments	1,943,945.43	Land Area 263.37 Sq. Miles		Total	32,525,672.85
Interest Payments	2,281,424.84	Net Valuation Taxable-Municipal	2,777,039,344	LIABILITIES, RESERVES, AND SURPLUS	
TYPE I SCHL DEBT *MEMO	298,042.50	Net Valuation Taxable-County	4,086,706,777	Cash Liabilities	11,872,740.17
DEFERRED CHARGES	598,130.81	State Equalized Valuation	4,768,692,264	Reserves for Receivables	9,045,746.63
SCHOOL, COUNTY, SPECIAL DISTRICT TAXES	43,310,576.37	State Equalization Ratio		Surplus Dec. 31, 1981	11,607,186.05
RESERVE FOR UNCOLLECTED TAXES	4,792,434.27			Total	32,525,672.85
EXPENDITURES TOTAL	98,776,497.04				

1981 3000

*ABOVE DEBT SERVICE INCLUDES TYPE I SCHOOL DEBT

0699

Population 1980 132,866

Population 1981 133,148

S & P Rating

Moody Rating

General Tax Rate Per \$100.

State Equalized Tax Rate

SUMMARY CUMBERLAND COUNTY MUNICIPALITIES

PER CAPITA:

Gross Debt 491.94

Net Debt 90.48

Debt Service 24.05

Total Tax Levy 361.63

Municipal Expenditures 258.32

PER CENT:

Gross Debt 4.29

Net Debt .79

Tax Levy Collected 91.35

Tax Levy Cancelled, Abated
or Adjusted .55

EXPENDITURES		REVENUES-REALIZED		1981 PROPERTY TAX	
GENERAL GOVERNMENT				STATE EQUALIZED TAX RATE →	
Governing Body & Public Boards	93,210.49	1981 Property Taxes Collected	43,953,417.52	Local District School Taxes	21,028,612.32
Municipal Clerk	95,482.72	1981 Payments in Lieu of Taxes		Regional & Consolidated School Tax	1,632,103.88
Financial Administration	623,721.43	Delinquent Tax & Lien Collections	3,014,072.53	School Taxes in Municipal Budget	795,440.76
Assessment of Taxes	471,533.32	Business Personalty Replacement Taxes	2,325,374.88	County Taxes	16,615,885.50
Collection of Taxes	480,874.54	Taxes from Public Utilities	6,411,739.00	County Library Taxes	
Planning, Housing & Development	330,542.93	Other Miscellaneous Tax Revenues	553,902.22	Local Municipal Purpose Taxes	7,235,993.50
Human Resources	1,206,714.42	State Aid Revenues	4,622,279.28	Veteran & Senior Citizen Taxes	1,277,700.00
Elections	48,925.00	Federal Aid Revenues	382,674.50	Total Taxes for Rate Computation	48,585,736.78
General Administration (other)	3,567,538.16	State and Local Fiscal Assistance Act Utilized	1,930,365.63	Special District Taxes	359,668.37
JUDICIARY		Sole of Acquired Property	38,317.84	Bank Corp. Taxes	111,337.25
Municipal Courts	467,241.69	Other Miscellaneous Revenues	5,910,121.59	Added and Omitted Taxes	371,684.79
PUBLIC SAFETY		Total	69,342,264.99	Total Taxes Levied - ABSTRACT	48,150,727.19
Fire Protection	1,276,015.66	Prior Years Surplus Appropriated	4,972,171.89	Total Taxes Billed	48,117,524.66
Police Protection	5,235,286.59	REVENUES TOTAL	74,314,436.88	1981 TAXES COLLECTED	43,953,417.52
Civil Defense & Disaster Control	31,987.14	Reserve For Uncollected Taxes	4,355,857.20	1981 Taxes Cancelled, Abated or Adjusted	265,553.00
Environmental Inspection & Control	253,884.36	CAPITAL OUTLAY TOTAL	6,080,977.99	Transfer to Tax Title Liens or Foreclosed	337,304.20
Other Public Safety				Balance Outstanding Dec. 31, 1981	3,561,246.94
PUBLIC WORKS				PRIOR YEARS TAXES OUTSTANDING	
Streets and Drainage	4,415,224.09	Public Enterprises	295,153.24	Balance January 1, 1981	3,202,544.39
Sewers and Sewage Processing	136,158.45	Recreation—Culture	707,312.86	Collected in 1981	2,767,182.82
Gorbage and Trash Disposal	670,801.71	Public Works	1,182,818.27	Cancelled, Abated or Adjusted 1981	219,052.54
Public Buildings and Grounds	1,057,885.58	Buildings and Grounds	382,852.67	Transfers to Tax Title Liens or Foreclosed	93,910.98
Other Public Works	315,426.64	Library and Education	3,512,800.95	Balance December 31, 1981	122,398.05
HEALTH and WELFARE		Conservation		TAX TITLE LIENS OUTSTANDING	
Health Services Except Environmental	577,988.33	All Other		Balance January 1, 1981	1,167,624.48
Welfare-Public Assistance	290,848.41	CAPITAL DEBT AUTHORIZED, DECEMBER 31, 1981		Transfer From Taxes	431,152.38
Hospitals, Clinics, First Aid	61,450.00	ISSUED AND UNISSUED GROSS DEBT		Redeemed in 1981	246,889.71
Animal, Insect, & Rodent Control	86,967.52	School	38,767,255	Cancelled, Abated or Adjusted (1981)	4,471.19
Other Welfare Services		Self-Liquidating	16,158,171	Transfers to Foreclosed Property	247.71
RECREATION and CONSERVATION		Other	10,555,472	Balance December 31, 1981	1,347,368.25
Beaches and Boardwalks		Total	65,500,899	PROPERTY ACQUIRED BY DEED OR FORECLOSURE	
Parks, Playgrounds, Shade Trees	542,444.64	ISSUED AND OUTSTANDING		Balance January 1, 1981	1,409,585.79
Land Reclamation & Conservation	21,600.00	School	32,662,248.34	Transfers From Taxes or Liens	14,261.22
Other Recreational Services	404,218.48	Self-Liquidating	15,310,060.00	Sole for Cash (1981)	30,517.84
EDUCATION (excluding schools)		Other	12,259,800.00	Cancelled, Abated or Adjusted (1981)	
Libraries	546,860.96	Total	60,432,048.34	Balance December 31, 1981	1,385,329.17
Other Educational Services	477,705.93	EQUALIZED VALUATION BASIS		CURRENT FINANCES DECEMBER 31, 1981	
STATUTORY EXPENDITURES		FOR NET DEBT COMPUTATION	1,524,904,797	ASSETS	
Pensions & F. I. C. A.	1,783,894.44	REAL PROPERTY VALUATIONS		Cash Dec. 31, 1981	19,007,401.91
Employee Fringe Benefits	570,368.10	Code Class # of Parcels % VAL'N	ASSESSED VALUATION	Taxes Receivable	3,683,644.99
Other Statutory Expenditures	93,649.43	1 Vacant Land		Tax Title Liens	1,347,368.25
CETA And Other Public Employment Programs	270,532.74	2 Residential		Foreclosed Property	1,385,329.17
MUNICIPAL FUNCTIONS TOTAL	26,507,483.90	3 Farm		Emergencies & Other Deferred Charges	227,005.33
CAPITAL IMPROVEMENTS *MEMO*	156,425.63	4a Commercial (SEE PAGE 23)		State and Federal Aid Receivable	493,271.83
DEBT SERVICE		4b Industrial		Other Receivables	656,702.68
Principal Payments	1,800,333.00	4c Apartments		Total	26,800,724.16
Interest Payments	1,401,549.23	Total		LIABILITIES, RESERVES, AND SURPLUS	
TYPE I SCHL DEBT *MEMO	2,165,186.26	Land Area 501.73 Sq. Miles		Cash Liabilities	10,152,151.81
DEFERRED CHARGES	325,248.01	Net Valuation Taxable-Municipal	1,378,160,507	Reserves for Receivables	7,024,770.29
SCHOOL, COUNTY, SPECIAL DISTRICT TAXES	40,431,711.25	Net Valuation Taxable-County	1,652,245,559	Surplus Dec. 31, 1981	9,583,802.06
RESERVE FOR UNCOLLECTED TAXES	4,355,897.20	State Equalized Valuation	1,718,540,304	Total	26,800,724.16
EXPENDITURES TOTAL	74,626,222.59	State Equalization Ratio			

1981 3000

*ABOVE DEBT SERVICE INCLUDES TYPE I SCHOOL DEBT

Population 1980 851,116

Population 1981 844,202

S & P Rating

Moody Rating

General Tax Rate Per \$100.

State Equalized Tax Rate

SUMMARY ESSEX COUNTY MUNICIPALITIES

PER CAPITA:

Gross Debt 449.81

Net Debt 180.13

Debt Service 43.13

Total Tax Levy 577.32

Municipal Expenditures 518.21

PER CENT:

Gross Debt 3.33

Net Debt 1.33

Tax Levy Collected 93.96

Tax Levy Cancelled, Abated
or Adjusted 1.33

EXPENDITURES		REVENUES-REALIZED		1981 PROPERTY TAX	
GENERAL GOVERNMENT		1981 Property Taxes Collected		STATE EQUALIZED TAX RATE	
Governing Body & Public Boards	2,954,413.72	1981 Payments in Lieu of Taxes		Local District School Taxes	187,203,014.29
Municipal Clerk	1,605,917.33	Delinquent Tax & Lien Collections		Regional & Consolidated School Tax	6,798,369.17
Financial Administration	4,661,578.28	Business Personalty Replacement Taxes		School Taxes in Municipal Budget	4,663,659.72
Assessment of Taxes	1,065,113.58	Taxes from Public Utilities		County Taxes	146,316,143.47
Collection of Taxes	1,851,480.60	Other Miscellaneous Tax Revenues		County Library Taxes	
Planning, Housing & Development	3,098,262.50	State Aid Revenues		Local Municipal Purpose Taxes	137,881,096.63
Human Resources	8,513,101.02	Federal Aid Revenues		Veteran & Senior Citizen Taxes	4,082,800.00
Elections	154,581.63	State and Local Fiscal Assistance Act Utilized		Total Taxes for Rate Computation	487,145,083.28
General Administration (other)	35,968,617.12	Sale of Acquired Property		Special District Taxes	90,000.00
JUDICIARY		Other Miscellaneous Revenues		Bank Corp. Taxes	1,402,694.98
Municipal Courts	3,875,729.48	Prior Years Surplus Appropriated		Added and Omitted Taxes	2,821,754.11
PUBLIC SAFETY		REVENUES		Total Taxes Levied - ABSTRACT	487,376,732.37
Fire Protection	46,940,569.51	Reserve For Uncollected Taxes		Total Taxes Billed	486,669,937.93
Police Protection	66,586,720.11	CAPITAL OUTLAY		1981 TAXES COLLECTED	457,291,411.83
Civil Defense & Disaster Control	291,678.70	Public Enterprises		1981 Taxes Cancelled, Abated or Adjusted	6,477,821.71
Environmental Inspection & Control	2,995,647.58	Recreation—Culture		Transfer to Tax Title Liens or Foreclosed	2,204,326.86
Other Public Safety	201,807.00	Public Works		Balance Outstanding Dec. 31, 1981	20,656,377.52
PUBLIC WORKS		Buildings and Grounds		PRIOR YEARS TAXES OUTSTANDING	
Streets and Drainage	13,226,255.70	Library and Education		Balance January 1, 1981	23,432,157.77
Sewers and Sewage Processing	28,528,468.98	Conservation		Collected in 1981	14,086,414.83
Garbage and Trash Disposal	6,756,613.73	All Other		Cancelled, Abated or Adjusted 1981	3,422,887.75
Public Buildings and Grounds	15,441,722.04	CAPITAL DEBT AUTHORIZED, DECEMBER 31, 1981		Transfers to Tax Title Liens or Foreclosed	2,406,845.90
Other Public Works	7,483,571.25	ISSUED AND UNISSUED		Balance December 31, 1981	3,516,009.29
HEALTH and WELFARE		SCHOOL		TAX TITLE LIENS OUTSTANDING	
Health Services Except Environmental	9,675,457.59	Self-liquidating		Balance January 1, 1981	15,573,379.43
Welfare-Public Assistance	7,538,057.79	Other		Transfer From Taxes	4,441,598.95
Hospitals, Clinics, First Aid	55,905.92	Total		Redeemed in 1981	4,160,402.14
Animal, Insect, & Rodent Control	331,625.61	EQUALIZED VALUATION BASIS		Cancelled, Abated or Adjusted (1981)	1,592,138.85
Other Welfare Services	561,388.68	FOR NET DEBT COMPUTATION		Transfers to Foreclosed Property	2,057,091.13
RECREATION and CONSERVATION		REAL PROPERTY VALUATIONS		Balance December 31, 1981	12,205,746.26
Beaches and Boardwalks		Code Class # of Parcels % VAL'N		PROPERTY ACQUIRED BY DEED OR FORECLOSURE	
Parks, Playgrounds, Shade Trees	5,474,996.33	1 Vacant Land		Balance January 1, 1981	59,125,772.50
Land Reclamation & Conservation	437,256.51	2 Residential		Transfers From Taxes or Liens	1,574,867.25
Other Recreational Services	3,798,414.52	3 Farm		Sale for Cash (1981)	297,144.02
EDUCATION (excluding schools)		4a Commercial (SEE PAGE 25)		Cancelled, Abated or Adjusted (1981)	3,281,165.60
Libraries	10,723,048.91	4b Industrial		Balance December 31, 1981	57,522,330.13
Other Educational Services	2,689,015.02	4c Apartments		CURRENT FINANCES DECEMBER 31, 1981	
STATUTORY EXPENDITURES		Total		ASSETS	
Pensions & F. I. C. A.	38,356,227.02	Land Area 127.44 Sq. Miles		Cash Dec. 31, 1981	113,740,235.36
Employee Fringe Benefits	3,542,941.76	Net Valuation Taxable-Municipal		Taxes Receivable	24,212,386.81
Other Statutory Expenditures	1,110,206.25	Net Valuation Taxable-County		Tax Title Liens	12,205,746.26
CETA And Other Public Employment Programs	23,334,529.86	State Equalized Valuation		Foreclosed Property	57,522,330.13
MUNICIPAL FUNCTIONS TOTAL	360,845,961.63	State Equalization Ratio		Emergencies & Other Deferred Charges	5,469,481.97
CAPITAL IMPROVEMENTS *MEMO*	794,031.50			State and Federal Aid Receivable	1,372,768.18
DEBT SERVICE				Other Receivables	29,020,703.50
Principal Payments	19,935,621.93			Total	243,543,652.21
Interest Payments	16,471,454.33			LIABILITIES, RESERVES, AND SURPLUS	
TYPE I SCHL DEBT *MEMO	18,429,732.66			Cash Liabilities	72,478,605.30
DEFERRED CHARGES	4,300,117.36			Reserves for Receivables	119,912,839.24
SCHOOL, COUNTY, SPECIAL DISTRICT TAXES	345,271,186.65			Surplus Dec. 31, 1981	51,152,207.67
RESERVE FOR UNCOLLECTED TAXES	35,917,429.51			Total	243,543,652.21
EXPENDITURES TOTAL	782,745,771.41				

Population 1980 199,917

Population 1981 204,029

S & P Rating

Maady Rating

General Tax Rate Per \$100.

State Equalized Tax Rate

SUMMARY GLOUCESTER COUNTY MUNICIPALITIES

PER CAPITA

Gross Debt 348.36

Net Debt 124.13

Debt Service 13.88

Total Tax Levy 426.68

Municipal Expenditures 217.66

PER CENT:

Gross Debt 2.18

Net Debt .78

Tax Levy Collected 94.07

Tax Levy Cancelled, Abated

or Adjusted .25

EXPENDITURES		REVENUES-REALIZED		1981 PROPERTY TAX STATE EQUALIZED TAX RATE	
GENERAL GOVERNMENT				Local District School Taxes 44,105,153.50	
Governing Body & Public Boards	178,137.22	1981 Property Taxes Collected 81,870,752.10		Regional & Consolidated School Tax 6,723,456.59	
Municipal Clerk	281,219.33	1981 Payments in Lieu of Taxes 4,256,476.87		School Taxes in Municipal Budget 21,133,576.72	
Financial Administration	574,070.50	Delinquent Tax & Lien Collections 2,456,931.14		County Taxes 353,598.00	
Assessment of Taxes	691,153.35	Business Personalty Replacement Taxes 12,308,482.00		Local Municipal Purpose Taxes 11,796,477.44	
Collection of Taxes	540,795.90	Taxes from Public Utilities 459,660.58		Veteran & Senior Citizen Taxes 1,768,150.00	
Planning, Housing & Development	345,713.97	Other Miscellaneous Tax Revenues 2,383,621.27		Total Taxes for Rate Computation 65,880,412.25	
Human Resources	169,033.53	State Aid Revenues 618,056.25		Special District Taxes 1,643,930.72	
Elections	75,341.82	Federal Aid Revenues 2,219,100.50		Bank Corp. Taxes 137,511.99	
General Administration (other)	4,112,181.39	State and Local Fiscal Assistance Act Utilized 205,052.85		Added and Omitted Taxes 1,160,979.25	
JUDICIARY		Sale of Acquired Property 6,236,502.97		Total Taxes Levied - ABSTRACT 87,054,684.21	
Municipal Courts	655,277.59	Other Miscellaneous Revenues 113,014,716.93		Total Taxes Billed 81,870,752.10	
PUBLIC SAFETY		Prior Years Surplus Appropriated 4,906,454.58		1981 TAXES COLLECTED 221,796.58	
Fire Protection	827,441.99	REVENUES TOTAL 117,921,171.91		1981 Taxes Cancelled, Abated or Adjusted 294,233.39	
Police Protection	10,137,739.82	Reserve For Uncollected Taxes 5,332,375.53		Transfer to Tax Title Liens or Foreclosed Balance Outstanding Dec. 31, 1981 4,640,464.18	
Civil Defense & Disaster Control	19,590.00	CAPITAL OUTLAY TOTAL 5,298,494.64		PRIOR YEARS TAXES OUTSTANDING	
Environmental Inspection & Control	796,572.60	Public Enterprises 2,079,272.16		Balance January 1, 1981 4,138,107.65	
Other Public Safety		Recreation—Culture 135,523.49		Collected in 1981 3,617,636.89	
PUBLIC WORKS		Public Works 2,715,221.24		Cancelled, Abated or Adjusted 1981 35,865.39	
Streets and Drainage	5,587,938.92	Buildings and Grounds 344,012.38		Transfers to Tax Title Liens or Foreclosed 271,395.77	
Sewers and Sewage Processing	561,562.12	Library and Education 23,865.37		Balance December 31, 1981 213,209.60	
Garbage and Trash Disposal	2,105,657.36	Conservation		TAX TITLE LIENS OUTSTANDING	
Public Buildings and Grounds	1,120,392.98	All Other		Balance January 1, 1981 1,339,501.91	
Other Public Works	410,468.34	CAPITAL DEBT AUTHORIZED, DECEMBER 31, 1981		Transfer From Taxes 586,778.64	
HEALTH and WELFARE		ISSUED AND UNISSUED GROSS DEBT NET DEBT		Redeemed in 1981 639,338.44	
Health Services Except Environmental	176,838.01	School 36,039,566		Cancelled, Abated or Adjusted (1981) 2,041.14	
Welfare-Public Assistance	182,092.05	Self-liquidating 13,950,484		Transfers to Foreclosed Property 4,954.04	
Hospitals, Clinics, First Aid		Other 21,086,197		Balance December 31, 1981 1,279,946.33	
Animal, Insect, & Radent Control	91,773.24	Total 71,076,247		PROPERTY ACQUIRED BY DEED OR FORECLOSURE	
Other Welfare Services	500.00	ISSUED AND OUTSTANDING		Balance January 1, 1981 6,786,444.11	
RECREATION and CONSERVATION		School 26,017,566.11		Transfers From Taxes or Liens 5,704.44	
Beaches and Boardwalks		Self-liquidating 10,617,960.00		Sale for Cash (1981) 283,928.00	
Parks, Playgrounds, Shade Trees	608,598.73	Other 18,989,160.20		Cancelled, Abated or Adjusted (1981) 95,637.31	
Land Reclamation & Conservation	71,061.03	Total 55,624,706.31		Balance December 31, 1981 6,412,583.24	
Other Recreational Services	275,912.67	EQUALIZED VALUATION BASIS		CURRENT FINANCES DECEMBER 31, 1981	
EDUCATION (excluding schools)		FOR NET DEBT COMPUTATION 3,258,408,905		ASSETS	
Libraries	642,467.44	REAL PROPERTY VALUATIONS		Cash Dec. 31, 1981 19,714,610.82	
Other Educational Services	3,500.00	Code Class # of Parcels % VAL'N ASSESSED VALUATION		Taxes Receivable 4,853,613.78	
STATUTORY EXPENDITURES		1 Vacant Land		Tax Title Liens 1,279,946.33	
Pensions & F. I. C. A.	2,224,634.38	2 Residential		Foreclosed Property 6,412,583.24	
Employee Fringe Benefits	819,508.87	3 Farm		Emergencies & Other Deferred Charges 1,273,845.50	
Other Statutory Expenditures	207,534.78	4a Commercial (SEE PAGE 27)		State and Federal Aid Receivable 354,293.91	
CETA And Other Public Employment Programs	744,709.13	4b Industrial		Other Receivables 901,563.18	
MUNICIPAL FUNCTIONS TOTAL		4c Apartments		Total 34,750,517.16	
CAPITAL IMPROVEMENTS *MEMO*	224,832.22	Total		LIABILITIES, RESERVES, AND SURPLUS	
DEBT SERVICE		Land Area 328.30 Sq. Miles		Cash Liabilities 11,493,560.45	
Principal Payments	1,576,143.81	Net Valuation Taxable-Municipal 2,788,601,571		Reserves for Receivables 13,443,267.53	
Interest Payments	1,256,278.70	Net Valuation Taxable-County 3,476,196,359		Surplus Dec. 31, 1981 9,653,689.18	
DEFERRED CHARGES		State Equalized Valuation 3,660,367,177		Total 34,790,517.16	
SCHOOL, COUNTY, SPECIAL DISTRICT TAXES	73,959,715.53	State Equalization Ratio			
RESERVE FOR UNCOLLECTED TAXES	5,332,375.53				
EXPENDITURES TOTAL	118,368,568.68				

Population 1980 550,972
 Population 1981 558,528
 S & P Rating
 Moody Rating

General Tax Rate Per \$100.

State Equalized Tax Rate

SUMMARY HUDSON COUNTY MUNICIPALITIES

PER CAPITA:

Gross Debt 542.31
 Net Debt 300.68
 Debt Service 40.46
 Total Tax Levy 472.06
 Municipal Expenditures 553.87

PER CENT:

Gross Debt 5.60
 Net Debt 3.10
 Tax Levy Collected 92.37
 Tax Levy Cancelled, Abated or Adjusted .84

EXPENDITURES		REVENUES-REALIZED		1981 PROPERTY TAX	
GENERAL GOVERNMENT				STATE EQUALIZED TAX RATE →	
Governing Body & Public Boards	1,576,564.03	1981 Property Taxes Collected	243,277,336.59	Local District School Taxes	91,302,040.88
Municipal Clerk	895,855.00	1981 Payments in Lieu of Taxes	3,935,364.93	Regional & Consolidated School Tax	
Financial Administration	2,191,847.13	Delinquent Tax & Lien Collections	10,921,121.76	School Taxes in Municipal Budget	3,414,052.96
Assessment of Taxes	1,032,441.62	Business Personalty Replacement Taxes	19,515,644.17	County Taxes	68,860,949.53
Collection of Taxes	1,262,479.46	Taxes from Public Utilities	53,543,445.00	County Library Taxes	
Planning, Housing & Development	1,264,448.70	Other Miscellaneous Tax Revenues	807,066.44	Local Municipal Purpose Taxes	96,741,031.09
Human Resources	5,060,820.39	State Aid Revenues	45,655,085.87	Veteran & Senior Citizen Taxes	2,655,650.00
Elections	396,691.47	Federal Aid Revenues	11,661,121.53	Total Taxes for Rate Computation	262,953,724.40
General Administration (other)	14,792,096.02	State and Local Fiscal Assistance Act Utilized	12,139,710.64	Special District Taxes	468,131.00
JUDICIARY		Sale of Acquired Property	444.00	Bank Corp. Taxes	357,547.45
Municipal Courts	2,476,439.05	Other Miscellaneous Revenues	30,823,653.52	Added and Omitted Taxes	2,492,359.29
PUBLIC SAFETY		Total	432,760,034.45	Total Taxes Levied - ABSTRACT	263,656,112.20
Fire Protection	50,118,521.63	Prior Years Surplus Appropriated	20,867,454.45	Total Taxes Billed	263,364,563.29
Police Protection	51,417,472.73	REVENUES	453,627,528.90	1981 TAXES COLLECTED	243,277,336.59
Civil Defense & Disaster Control	86,322.00	Reserve for Uncollected Taxes	22,548,116.60	1981 Taxes Cancelled, Abated or Adjusted	2,159,680.11
Environmental Inspection & Control	1,604,936.10	CAPITAL OUTLAY	13,488,484.62	Transfer to Tax Title Liens or Foreclosed	3,254,782.54
Other Public Safety	215,442.00			Balance Outstanding Dec. 31, 1981	14,592,764.05
PUBLIC WORKS				PRIOR YEARS TAXES OUTSTANDING	
Streets and Drainage	13,815,422.68	Public Enterprises	898,526.93	Balance January 1, 1981	32,377,390.89
Sewers and Sewage Processing	5,827,555.24	Recreation—Culture	295,647.54	Collected in 1981	8,734,791.19
Garbage and Trash Disposal	10,640,384.85	Public Works	5,029,235.66	Cancelled, Abated or Adjusted 1981	1,671,837.02
Public Buildings and Grounds	5,306,440.38	Buildings and Grounds	4,069,750.48	Transfers to Tax Title Liens or Foreclosed	553,813.29
Other Public Works	3,949,750.85	Library and Education	3,195,283.61	Balance December 31, 1981	21,016,949.39
HEALTH and WELFARE		Conservation		TAX TITLE LIENS OUTSTANDING	
Health Services Except Environmental	10,744,018.98	All Other		Balance January 1, 1981	14,521,658.98
Welfare-Public Assistance	3,600,514.57	CAPITAL DEBT AUTHORIZED, DECEMBER 31, 1981		Transfer From Taxes	4,449,744.54
Hospitals, Clinics, First Aid	115,000.00	ISSUED AND UNISSUED		Redeemed in 1981	2,166,988.06
Animal, Insect, & Rodent Control	247,134.07	GROSS DEBT		Cancelled, Abated or Adjusted (1981)	
Other Welfare Services	121,070.00	School	111,134,114	Transfers to Foreclosed Property	2,151,890.31
RECREATION and CONSERVATION		Self-Liquidating	55,154,074	Balance December 31, 1981	14,592,525.15
Beaches and Boardwalks		Other	136,607,892	PROPERTY ACQUIRED BY DEED OR FORECLOSURE	
Parks, Playgrounds, Shade Trees	4,665,263.02	Total	302,896,081	Balance January 1, 1981	28,345,862.69
Land Reclamation & Conservation	15,930.00	ISSUED AND OUTSTANDING		Transfers From Taxes or Liens	2,151,890.31
Other Recreational Services	1,336,948.04	School	94,501,432.62	Sale for Cash (1981)	524,955.00
EDUCATION (excluding schools)		Self-Liquidating	47,879,750.00	Cancelled, Abated or Adjusted (1981)	122,650.00
Libraries	4,553,546.00	Other	119,117,524.00	Balance December 31, 1981	29,890,148.00
Other Educational Services	100,212.00	Total	261,499,106.62	CURRENT FINANCES DECEMBER 31, 1981	
STATUTORY EXPENDITURES		EQUALIZED VALUATION BASIS		ASSETS	
Pensions & F. I. C. A.	28,509,784.90	FOR NET DEBT COMPUTATION	5,408,648,487	Cash Dec. 31, 1981	57,168,757.14
Employee Fringe Benefits	10,240,265.93	REAL PROPERTY VALUATIONS		Taxes Receivable	35,609,713.44
Other Statutory Expenditures	725,125.00	Code Class # of Parcels % VAL'N	ASSESSED VALUATION	Tax Title Liens	14,592,525.15
CETA And Other Public Employment Programs	11,236,373.15	1 Vacant Land		Foreclosed Property	29,890,148.00
MUNICIPAL FUNCTIONS	255,159,423.59	2 Residential		Emergencies & Other Deferred Charges	4,354,291.06
CAPITAL IMPROVEMENTS *MEMO*	774,454.00	3 Farm		State and Federal Aid Receivable	594,831.36
DEBT SERVICE		4a Commercial (SEE PAGE 29)		Other Receivables	19,715,311.15
Principal Payments	11,541,650.00	4b Industrial		Total	161,965,577.30
Interest Payments	11,055,033.64	4c Apartments		LIABILITIES, RESERVES, AND SURPLUS	
TYPE I SCHL DEBT *MEMO	9,237,228.01	Total		Cash Liabilities	38,671,161.31
DEFERRED CHARGES	8,650,093.32	Land Area 46.42 Sq. Miles		Reserves for Receivables	92,838,427.50
SCHOOL, COUNTY, SPECIAL DISTRICT TAXES	164,045,174.37	Net Valuation Taxable-Municipal	3,589,042,623	Surplus Dec. 31, 1981	30,455,988.49
RESERVE FOR UNCOLLECTED TAXES	22,548,116.60	Net Valuation Taxable-County	5,834,043,859	Total	161,965,577.30
EXPENDITURES	473,355,491.58	State Equalized Valuation	5,869,161,859		
TOTAL		State Equalization Ratio			

Population 1980 **87,361**
 Population 1981 **88,005**
 S & P Rating
 Moody Rating

General Tax Rate Per \$100.

State Equalized Tax Rate

SUMMARY HUNTERDON COUNTY MUNICIPALITIES

PER CAPITA:

Gross Debt **404.83**
 Net Debt **167.31**
 Debt Service **8.60**
 Total Tax Levy **650.36**
 Municipal Expenditures **294.01**

PER CENT

Gross Debt **1.72**
 Net Debt **.62**
 Tax Levy Collected **52.40**
 Tax Levy Cancelled, Abated or Adjusted **.37**

EXPENDITURES		REVENUES-REALIZED		1981 PROPERTY TAX	
GENERAL GOVERNMENT				STATE EQUALIZED TAX RATE →	
Governing Body & Public Boards	2,380.00	1981 Property Taxes Collected		Local District School Taxes	18,428,111.02
Municipal Clerk	36,995.00	1981 Payments in Lieu of Taxes		Regional & Consolidated School Tax	21,134,990.10
Financial Administration	282,991.35	Delinquent Tax & Lien Collections		School Taxes in Municipal Budget	
Assessment of Taxes	324,407.77	Business Personalty Replacement Taxes		County Taxes	11,329,000.00
Collection of Taxes	335,602.02	Taxes from Public Utilities		County Library Taxes	663,000.00
Planning, Housing & Development	517,636.57	Other Miscellaneous Tax Revenues		Local Municipal Purpose Taxes	4,306,291.06
Human Resources	5,800.56	State Aid Revenues		Veteran & Senior Citizen Taxes	655,619.00
Elections	13,191.43	Federal Aid Revenues		Total Taxes for Rate Computation	56,519,011.20
General Administration (other)	2,458,116.10	State and Local Fiscal Assistance Act Utilized		Special District Taxes	29,400.00
JUDICIARY		Sale of Acquired Property		Bank Corp. Taxes	67,891.42
Municipal Courts	311,734.14	Other Miscellaneous Revenues		Added and Omitted Taxes	635,596.39
PUBLIC SAFETY		Total		Total Taxes Levied - ABSTRACT	56,616,280.01
Fire Protection	677,428.76	Prior Years Surplus Appropriated		Total Taxes Billed	56,583,665.82
Police Protection	3,137,043.22	REVENUES TOTAL		1981 TAXES COLLECTED	52,286,008.57
Civil Defense & Disaster Control	14,566.95	Reserve For Uncollected Taxes		1981 Taxes Cancelled, Abated or Adjusted	207,228.02
Environmental Inspection & Control	336,093.21	CAPITAL OUTLAY TOTAL		Transfer to Tax Title Liens or Foreclosed	209,566.21
Other Public Safety				Balance Outstanding Dec. 31, 1981	3,880,866.02
PUBLIC WORKS				PRIOR YEARS TAXES OUTSTANDING	
Streets and Drainage	4,791,846.14	Public Enterprises		Balance January 1, 1981	3,618,817.72
Sewers and Sewage Processing	537,931.77	Recreation—Culture		Collected in 1981	3,266,009.83
Garbage and Trash Disposal	433,416.07	Public Works		Cancelled, Abated or Adjusted 1981	24,130.51
Public Buildings and Grounds	518,220.61	Buildings and Grounds		Transfers to Tax Title Liens or Foreclosed	90,306.95
Other Public Works	132,111.00	Library and Education		Balance December 31, 1981	238,370.43
HEALTH and WELFARE		Conservation		TAX TITLE LIENS OUTSTANDING	
Health Services Except Environmental	95,468.77	All Other		Balance January 1, 1981	720,749.56
Welfare-Public Assistance	86,753.92	CAPITAL DEBT AUTHORIZED, DECEMBER 31, 1981		Transfer From Taxes	314,251.74
Hospitals, Clinics, First Aid	700.00	ISSUED AND UNISSUED		Redeemed in 1981	283,698.57
Animal, Insect, & Rodent Control	43,600.19	GROSS DEBT		Cancelled, Abated or Adjusted (1981)	10,131.79
Other Welfare Services		NET DEBT		Transfers to Foreclosed Property	8,663.63
RECREATION and CONSERVATION				Balance December 31, 1981	732,507.31
Beaches and Boardwalks		Schoal		PROPERTY ACQUIRED BY DEED OR	
Parks, Playgrounds, Shade Trees	128,438.10	Self-liquidating		FORECLOSURE	
Land Reclamation & Conservation	27,601.97	Other		Balance January 1, 1981	220,286.29
Other Recreational Services	116,218.16	Total		Transfers From Taxes or Liens	11,045.51
EDUCATION (excluding schools)				Sale for Cash (1981)	12,700.00
Libraries	161,415.57	ISSUED AND OUTSTANDING		Cancelled, Abated or Adjusted (1981)	4,150.00
Other Educational Services	3,277,169.00	Schoal		Balance December 31, 1981	214,481.00
STATUTORY EXPENDITURES				CURRENT FINANCES DECEMBER 31, 1981	
Pensions & F. I. C. A.	778,679.76	EQUALIZED VALUATION BASIS		ASSETS	
Employee Fringe Benefits	307,163.16	FOR NET DEBT COMPUTATION		Cash Dec. 31, 1981	31,477,695.25
Other Statutory Expenditures	61,679.86	REAL PROPERTY VALUATIONS		Taxes Receivable	4,119,236.45
CETA And Other Public Employment Programs		Code Class # of Parcels % VAL'N		Tax Title Liens	732,507.31
MUNICIPAL FUNCTIONS TOTAL	19,958,401.15			Foreclosed Property	214,481.80
CAPITAL IMPROVEMENTS *MEMO*	894,426.09			Emergencies & Other Deferred Charges	417,101.45
DEBT SERVICE				State and Federal Aid Receivable	154,665.08
Principal Payments	410,305.08			Other Receivables	1,367,008.64
Interest Payments	346,253.69			Total	38,462,695.98
DEFERRED CHARGES	470,363.53			LIABILITIES, RESERVES, AND SURPLUS	
SCHOOL, COUNTY, SPECIAL DISTRICT TAXES	51,584,501.12			Cash Liabilities	12,058,760.21
RESERVE FOR UNCOLLECTED TAXES	4,688,592.46			Reserves for Receivables	6,411,350.70
EXPENDITURES TOTAL	77,458,457.03			Surplus Dec. 31, 1981	20,012,585.07
				Total	38,462,695.98

Population 1980 307,863

Population 1981 306,518

S & P Rating

Moody Rating

General Tax Rate Per \$100.

State Equalized Tax Rate

SUMMARY MERCER COUNTY MUNICIPALITIES

PER CAPITA:

Gross Debt 734.92

Net Debt 284.64

Debt Service 27.76

Total Tax Levy 573.93

Municipal Expenditures 335.55

PER CENT:

Gross Debt 4.20

Net Debt 1.63

Tax Levy Collected 93.97

Tax Levy Cancelled, Abated
or Adjusted .54

EXPENDITURES		REVENUES-REALIZED		1981 PROPERTY TAX	
GENERAL GOVERNMENT				STATE EQUALIZED TAX RATE	
Governing Body & Public Boards	726,769.16	1981 Property Taxes Collected		Local District School Taxes	55,998,707.30
Municipal Clerk	350,428.54	1981 Payments in Lieu of Taxes		Regional & Consolidated School Tax	29,118,953.52
Financial Administration	1,132,547.71	Delinquent Tax & Lien Collections		School Taxes in Municipal Budget	63,953.30
Assessment of Taxes	800,485.61	Business Personalty Replacement Taxes		County Taxes	49,445,718.58
Collection of Taxes	741,170.28	Taxes from Public Utilities		County Library Taxes	1,106,925.00
Planning, Housing & Development	1,467,127.21	Other Miscellaneous Tax Revenues		Local Municipal Purpose Taxes	36,025,707.24
Human Resources	3,120,511.26	State Aid Revenues		Veteran & Senior Citizen Taxes	2,659,405.00
Elections	63,253.23	Federal Aid Revenues		Total Taxes for Rate Computation	174,419,469.94
General Administration (other)	11,215,394.05	State and Local Fiscal Assistance Act Utilized		Special District Taxes	2,122,967.45
JUDICIARY		Sale of Acquired Property		Bank Corp. Taxes	220,708.12
Municipal Courts	1,159,968.38	Other Miscellaneous Revenues		Added and Omitted Taxes	1,811,191.25
PUBLIC SAFETY		Total		Total Taxes Levied - ABSTRACT	175,520,951.70
Fire Protection	8,194,176.18	Prior Years Surplus Appropriated		Total Taxes Billed	175,857,803.50
Police Protection	21,652,119.91	REVENUES		1981 TAXES COLLECTED	165,282,453.13
Civil Defense & Disaster Control	70,906.36	Reserve For Uncollected Taxes		1981 Taxes Cancelled, Abated or Adjusted	947,371.43
Environmental Inspection & Control	954,607.34	CAPITAL OUTLAY		Transfer to Tax Title Liens or Foreclosed	659,903.55
Other Public Safety	16,254.00	TOTAL		Balance Outstanding Dec. 31, 1981	9,008,075.39
PUBLIC WORKS		Public Enterprises		PRIOR YEARS TAXES OUTSTANDING	
Streets and Drainage	6,084,481.11	Recreation—Culture		Balance January 1, 1981	8,267,297.59
Sewers and Sewage Processing	6,034,263.75	Public Works		Collected in 1981	6,220,047.90
Garbage and Trash Disposal	4,218,855.78	Buildings and Grounds		Cancelled, Abated or Adjusted 1981	221,496.20
Public Buildings and Grounds	2,769,182.66	Library and Education		Transfers to Tax Title Liens or Foreclosed	518,074.52
Other Public Works	335,675.00	Conservation		Balance December 31, 1981	1,307,679.37
HEALTH and WELFARE		All Other		TAX TITLE LIENS OUTSTANDING	
Health Services Except Environmental	4,586,080.35	CAPITAL DEBT AUTHORIZED, DECEMBER 31, 1981		Balance January 1, 1981	3,879,230.88
Welfare-Public Assistance	1,342,805.84	ISSUED AND UNISSUED		Transfer From Taxes	762,025.12
Hospitals, Clinics, First Aid		GROSS DEBT		Redeemed in 1981	1,313,810.35
Animal, Insect, & Rodent Control	107,387.12	NET DEBT		Cancelled, Abated or Adjusted (1981)	18,717.11
Other Welfare Services	328,117.00	SCHOOL		Transfers to Foreclosed Property	955,949.55
RECREATION and CONSERVATION		Self-liquidating		Balance December 31, 1981	2,312,778.59
Beaches and Boardwalks		Other		PROPERTY ACQUIRED BY DEED OR	
Parks, Playgrounds, Shade Trees	1,016,757.08	Total		FORECLOSURE	
Land Reclamation & Conservation	36,238.08	ISSUED AND OUTSTANDING		Balance January 1, 1981	9,823,296.68
Other Recreational Services	3,560,461.29	SCHOOL		Transfers From Taxes or Liens	1,434,845.32
EDUCATION (excluding schools)		Self-Liquidating		Sale for Cash (1981)	489,815.00
Libraries	2,257,600.00	Other		Cancelled, Abated or Adjusted (1981)	873,055.00
Other Educational Services	94,227.23	Total		Balance December 31, 1981	9,895,232.00
STATUTORY EXPENDITURES		EQUALIZED VALUATION BASIS		CURRENT FINANCES DECEMBER 31, 1981	
Pensions & F. I. C. A	8,478,107.91	FOR NET DEBT COMPUTATION		ASSETS	
Employee Fringe Benefits	2,081,203.02	REAL PROPERTY VALUATIONS		Cash Dec. 31, 1981	24,386,026.50
Other Statutory Expenditures	200,337.00	Code Class # of Parcels % VAL'N		Taxes Receivable	10,315,754.76
CETA And Other Public Employment Programs	3,558,012.08	1 Vacant Land		Tax Title Liens	2,312,778.59
MUNICIPAL FUNCTIONS	99,755,696.12	2 Residential		Foreclosed Property	9,895,232.00
CAPITAL IMPROVEMENTS	602,844.17	3 Farm		Emergencies & Other Deferred Charges	653,607.26
DEBT SERVICE		4a Commercial (SEE PAGE 33)		State and Federal Aid Receivable	400,089.34
Principal Payments	4,023,345.97	4b Industrial		Other Receivables	3,363,966.80
Interest Payments	4,486,787.81	4c Apartments		Total	51,327,455.65
TYPE I SCHL DEBT *MEMO	218,811.00	Total		LIABILITIES, RESERVES, AND SURPLUS	
DEFERRED CHARGES	1,812,945.75	Land Area 226.00 Sq. Miles		Cash Liabilities	12,693,692.32
SCHOOL, COUNTY, SPECIAL DISTRICT TAXES	137,857,325.15	Net Valuation Taxable-Municipal		Reserves for Receivables	23,548,867.67
RESERVE FOR UNCOLLECTED TAXES	11,164,057.61	Net Valuation Taxable-County		Surplus Dec. 31, 1981	14,684,895.66
EXPENDITURES	259,100,158.41	State Equalized Valuation		Total	51,327,455.65
		State Equalization Ratio			

Population 1980 555,893
 Population 1981 600,514
 S & P Rating
 Moody Rating

General Tax Rate Per \$100.

State Equalized Tax Rate

SUMMARY MIDDLESEX COUNTY MUNICIPALITIES

PER CAPITA:

Gross Debt 661.86
 Net Debt 346.91
 Debt Service 33.79
 Total Tax Levy 594.28
 Municipal Expenditures 314.80

PER CENT:

Gross Debt 3.26
 Net Debt 1.71
 Tax Levy Collected 96.19
 Tax Levy Cancelled, Abated or Adjusted .61

EXPENDITURES		REVENUES-REALIZED		1981 PROPERTY TAX	
GENERAL GOVERNMENT		1981 Property Taxes Collected		STATE EQUALIZED TAX RATE	
Governing Body & Public Boords	614,749.00	1981 Payments in Lieu of Taxes	343,365,901.30	Local District School Taxes	212,671,801.58
Municipal Clerk	566,545.27	Delinquent Tax & Lien Collections	428,640.00	Regional & Consolidated School Tax	2,028,262.88
Financial Administration	2,115,606.47	Business Personalty Replacement Taxes	9,050,079.13	School Taxes in Municipal Budget	2,853,360.62
Assessment of Taxes	1,617,383.62	Taxes from Public Utilities	14,796,561.16	County Taxes	81,770,737.00
Collection of Taxes	1,487,477.80	Other Miscellaneous Tax Revenues	60,712,167.37	County Library Taxes	
Planning, Housing & Development	1,628,149.15	State Aid Revenues	6,858.00	Local Municipal Purpose Taxes	45,101,635.66
Human Resources	1,735,136.74	Federal Aid Revenues	11,495,564.64	Veteran & Senior Citizen Taxes	4,664,300.00
Elections	191,078.00	State and Local Fiscal Assistance Act Utilized	1,106,977.28	Total Taxes for Rate Computation	349,330,097.74
General Administration (other)	16,722,321.59	Sale of Acquired Property	7,367,548.55	Special District Taxes	7,215,293.37
JUDICIARY		Other Miscellaneous Revenues	2,420,417.18	Bank Corp. Taxes	392,935.19
Municipal Courts	1,601,200.01	Total	476,477,657.63	Added and Omitted Taxes	4,559,459.73
PUBLIC SAFETY		Prior Years Surplus Appropriated	16,767,626.12	Total Taxes Levied - ABSTRACT	356,873,486.03
Fire Protection	9,338,081.85	REVENUES TOTAL	493,245,323.75	Total Taxes Billed	356,549,678.50
Police Protection	39,819,321.99	Reserve For Uncollected Taxes	12,317,074.53	1981 TAXES COLLECTED	343,365,901.30
Civil Defense & Disaster Control	107,006.00	CAPITAL OUTLAY TOTAL	30,490,514.12	1981 Taxes Cancelled, Abated or Adjusted	2,178,593.05
Environmental Inspection & Control	2,954,303.47	Public Enterprises	4,334,202.87	Transfer to Tax Title Liens or Foreclosed	693,105.51
Other Public Safety	5,600.00	Recreation—Culture	2,292,526.75	Balance Outstanding Dec. 31, 1981	10,712,279.04
PUBLIC WORKS		Public Works	13,568,440.70	PRIOR YEARS TAXES OUTSTANDING	
Streets and Drainage	14,318,389.79	Buildings and Grounds	6,367,966.76	Balance January 1, 1981	11,842,753.27
Sewers and Sewage Processing	8,854,421.38	Library and Education	3,527,357.04	Collected in 1981	8,359,645.01
Garbage and Trash Disposal	6,766,804.58	Conservation		Cancelled, Abated or Adjusted 1981	486,285.51
Public Buildings and Grounds	4,763,870.03	All Other		Transfers to Tax Title Liens or Foreclosed	215,889.13
Other Public Works	2,128,313.27	CAPITAL DEBT AUTHORIZED, DECEMBER 31, 1981		Balance December 31, 1981	2,740,933.62
HEALTH and WELFARE		ISSUED AND UNISSUED		TAX TITLE LIENS OUTSTANDING	
Health Services Except Environmental	2,488,304.07	SCHOOL	118,889,159	Balance January 1, 1981	2,832,076.22
Welfare-Public Assistance	1,065,816.27	Self-Liquidating	63,783,508	Transfer From Taxes	898,705.35
Hospitals, Clinics, First Aid	53,000.00	Other	214,781,897	Redeemed in 1981	650,434.12
Animal, Insect, & Rodent Control	98,107.37	Total	397,454,565	Cancelled, Abated or Adjusted (1981)	44,288.05
Other Welfare Services	65,489.98	ISSUED AND OUTSTANDING		Transfers to Foreclosed Property	122,495.55
RECREATION and CONSERVATION		SCHOOL	110,677,259.33	Balance December 31, 1981	2,513,567.45
Beaches and Boardwalks	55,000.00	Self-Liquidating	56,564,702.57	PROPERTY ACQUIRED BY DEED OR FORECLOSURE	
Parks, Playgrounds, Shade Trees	4,264,456.69	Other	163,716,770.00	Balance January 1, 1981	20,540,591.26
Land Reclamation & Conservation	73,860.00	Total	330,958,732.30	Transfers From Taxes or Liens	165,169.54
Other Recreational Services	2,526,232.35	EQUALIZED VALUATION BASIS		Sale for Cash (1981)	781,004.58
EDUCATION (excluding schools)		FOR NET DEBT COMPUTATION	12,192,525,525	Cancelled, Abated or Adjusted (1981)	1,574,157.10
Libraries	6,296,835.35	REAL PROPERTY VALUATIONS		Balance December 31, 1981	17,550,599.12
Other Educational Services	578,653.00	Code Class # of Parcels % VAL'N	ASSESSED VALUATION	CURRENT FINANCES DECEMBER 31, 1981	
STATUTORY EXPENDITURES		1 Vacant Land		ASSETS	
Pensions & F. I. C. A.	12,430,918.62	2 Residential		Cash Dec. 31, 1981	42,440,234.66
Employee Fringe Benefits	3,730,632.05	3 Farm		Taxes Receivable	13,453,212.00
Other Statutory Expenditures	500,905.00	4a Commercial (SEE PAGE 35)		Tax Title Liens	2,513,567.45
CETA And Other Public Employment Programs	1,384,079.02	4b Industrial		Foreclosed Property	17,550,599.12
MUNICIPAL FUNCTIONS TOTAL	153,056,031.78	4c Apartments		Emergencies & Other Deferred Charges	5,615,438.85
CAPITAL IMPROVEMENTS *MEMO*	1,298,471.83	Total		State and Federal Aid Receivable	383,584.51
DEBT SERVICE		Land Area 311.00 Sq. Miles		Other Receivables	5,163,524.57
Principal Payments	10,318,000.00	Net Valuation Taxable-Municipal	5,182,207,684	Total	87,920,161.82
Interest Payments	5,973,014.69	Net Valuation Taxable-County	15,524,632,174	LIABILITIES, RESERVES, AND SURPLUS	
TYPE I SCHL DEBT *MEMO	3,891,935.31	State Equalized Valuation	13,994,865,439	Cash Liabilities	26,407,699.50
DEFERRED CHARGES	3,377,694.92	State Equalization Ratio		Reserves for Receivables	38,806,941.67
SCHOOL, COUNTY, SPECIAL DISTRICT TAXES	306,779,455.45			Surplus Dec. 31, 1981	22,705,520.65
RESERVE FOR UNCOLLECTED TAXES	12,317,074.53			Total	87,920,161.82
EXPENDITURES TOTAL	495,821,271.37				

Population 1980 503,173
 Population 1981 507,939
 S & P Rating
 Moody Rating

General Tax Rate Per \$100.

State Equalized Tax Rate

SUMMARY MONMOUTH COUNTY MUNICIPALITIES

PER CAPITA:

Gross Debt 613.10
 Net Debt 297.05
 Debt Service 31.62
 Total Tax Levy 519.49
 Municipal Expenditures 313.98

PER CENT:

Gross Debt 3.03
 Net Debt 1.47
 Tax Levy Collected 94.96
 Tax Levy Cancelled, Abated or Adjusted .25

EXPENDITURES		REVENUES-REALIZED		1981 PROPERTY TAX	
GENERAL GOVERNMENT				STATE EQUALIZED TAX RATE →	
Governing Body & Public Boards	276,708.00	1981 Property Taxes Collected	279,086,103.17	Local District School Taxes	121,861,932.05
Municipal Clerk	486,980.09	1981 Payments in Lieu of Taxes	462,435.00	Regional & Consolidated School Tax	48,058,059.90
Financial Administration	1,846,405.98	Delinquent Tax & Lien Collections	12,101,822.00	School Taxes in Municipal Budget	240,509.02
Assessment of Taxes	2,215,941.70	Business Personalty Replacement Taxes	5,444,364.37	County Taxes	* 57,120,654.58
Collection of Taxes	1,074,076.10	Taxes from Public Utilities	31,274,651.25	County Library Taxes	1,350,000.00
Planning, Housing & Development	1,476,805.49	Other Miscellaneous Tax Revenues	1,629,565.70	Local Municipal Purpose Taxes	57,868,426.43
Human Resources	1,723,103.40	State Aid Revenues	8,161,058.78	Veteran & Senior Citizen Taxes	3,561,750.00
Elections	129,797.25	Federal Aid Revenues	2,384,056.89	Total Taxes for Rate Computation	290,101,331.98
General Administration (other)	16,067,676.88	State and Local Fiscal Assistance Act Utilized	5,891,952.21	Special District Taxes	4,128,289.60
JUDICIARY		Sale of Acquired Property	115,458.95	Bank Corp. Taxes	418,039.02
Municipal Courts	1,761,501.23	Other Miscellaneous Revenues	30,645,455.60	Added and Omitted Taxes	3,201,528.88
PUBLIC SAFETY		Total	377,196,963.92	Total Taxes Levied - ABSTRACT	294,347,435.48
Fire Protection	4,435,349.74	Prior Years Surplus Appropriated	22,065,124.12	Total Taxes Billed	293,892,025.50
Police Protection	32,607,348.52	REVENUES TOTAL	399,262,088.04	1981 TAXES COLLECTED	279,086,103.17
Civil Defense & Disaster Control	75,126.98	Reserve For Uncollected Taxes	17,258,815.92	1981 Taxes Cancelled, Abated or Adjusted	721,028.13
Environmental Inspection & Control	2,071,427.24	CAPITAL OUTLAY TOTAL	24,586,311.02	Transfer to Tax Title Liens or Foreclosed	1,181,594.85
Other Public Safety	800.00			Balance Outstanding Dec. 31, 1981	12,903,298.75
PUBLIC WORKS		Public Enterprises	4,221,553.75	PRIOR YEARS TAXES OUTSTANDING	
Streets and Drainage	17,732,270.23	Recreation—Culture	2,744,254.52	Balance January 1, 1981	11,769,132.70
Sewers and Sewage Processing	2,768,287.36	Public Works	12,634,856.00	Collected in 1981	10,327,906.84
Garbage and Trash Disposal	4,681,266.05	Buildings and Grounds	4,562,539.55	Cancelled, Abated or Adjusted 1981	88,402.30
Public Buildings and Grounds	3,806,090.37	Library and Education	361,514.82	Transfers to Tax Title Liens or Foreclosed	487,952.85
Other Public Works	3,072,025.35	Conservation	61,551.98	Balance December 31, 1981	864,830.61
HEALTH and WELFARE		All Other		TAX TITLE LIENS OUTSTANDING	
Health Services Except Environmental	2,089,376.85	CAPITAL DEBT AUTHORIZED, DECEMBER 31, 1981		Balance January 1, 1981	4,563,664.54
Welfare-Public Assistance	654,198.10	ISSUED AND UNISSUED GROSS DEBT		Transfer From Taxes	1,711,214.15
Hospitals, Clinics, First Aid	82,900.00	School	113,504,191	Redeemed in 1981	1,773,945.04
Animal, Insect, & Rodent Control	15,318.56	Self-liquidating	49,605,305	Cancelled, Abated or Adjusted (1981)	23,932.54
Other Welfare Services	2,750.00	Other	148,310,201	Transfers to Foreclosed Property	135,213.08
RECREATION and CONSERVATION		Total	311,419,697	Balance December 31, 1981	4,341,808.03
Beaches and Boardwalks	1,394,001.51	ISSUED AND OUTSTANDING		PROPERTY ACQUIRED BY DEED OR	
Parks, Playgrounds, Shade Trees	1,714,150.46	School	105,198,505.32	FORECLOSURE	
Land Reclamation & Conservation	241,215.34	Self-Liquidating	36,387,260.68	Balance January 1, 1981	11,174,861.61
Other Recreational Services	1,574,975.66	Other	113,411,003.87	Transfers From Taxes or Liens	159,470.16
EDUCATION (excluding schools)		Total	254,996,769.87	Sale for Cash (1981)	137,794.23
Libraries	2,020,431.32	EQUALIZED VALUATION BASIS		Cancelled, Abated or Adjusted (1981)	152,002.28
Other Educational Services	100,586.58	FOR NET DEBT COMPUTATION	10,282,466,257	Balance December 31, 1981	11,044,535.26
STATUTORY EXPENDITURES		REAL PROPERTY VALUATIONS		CURRENT FINANCES DECEMBER 31, 1981	
Pensions & F. I. C. A.	9,156,352.20	Code Class # of Parcels % VAL'N		ASSETS	
Employee Fringe Benefits	2,253,748.92	1 Vacant Land		Cash Dec. 31, 1981	82,197,294.53
Other Statutory Expenditures	456,245.81	2 Residential		Taxes Receivable	13,768,129.36
CETA And Other Public Employment Programs	2,002,250.57	3 Farm		Tax Title Liens	4,341,808.03
MUNICIPAL FUNCTIONS TOTAL	123,433,555.82	4a Commercial (SEE PAGE 37)		Foreclosed Property	11,044,535.26
CAPITAL IMPROVEMENTS *MEMO*	1,439,735.53	4b Industrial		Emergencies & Other Deferred Charges	2,432,140.50
DEBT SERVICE		4c Apartments		State and Federal Aid Receivable	1,246,981.30
Principal Payments	6,576,907.00	Total		Other Receivables	4,216,508.42
Interest Payments	5,084,908.75	Land Area 471.57 Sq. Miles		Total	119,247,397.40
TYPE I SCHL DEBT *MEMO	763,939.00	Net Valuation Taxable-Municipal	7,002,835,621	LIABILITIES, RESERVES, AND SURPLUS	
DEFERRED CHARGES	2,727,321.97	Net Valuation Taxable-County	10,614,455,236	Cash Liabilities	51,948,485.75
SCHOOL, COUNTY, SPECIAL DISTRICT TAXES	232,795,445.15	State Equalized Valuation	11,698,017,683	Reserves for Receivables	33,125,947.52
RESERVE FOR UNCOLLECTED TAXES	17,258,815.92	State Equalization Ratio		Surplus Dec. 31, 1981	34,172,964.13
EXPENDITURES TOTAL	392,260,954.61			Total	119,247,397.40

Population 1980 407,630

Population 1981 411,633

S & P Rating

Moody Rating

General Tax Rate Per \$100.

State Equalized Tax Rate

SUMMARY MORRIS COUNTY MUNICIPALITIES

PER CAPITA:

Gross Debt 917.31

Net Debt 420.59

Debt Service 28.39

Total Tax Levy 705.63

Municipal Expenditures 316.38

PER CENT:

Gross Debt 3.33

Net Debt 1.53

Tax Levy Collected 96.75

Tax Levy Cancelled, Abated
or Adjusted .46

EXPENDITURES		REVENUES-REALIZED		1981 PROPERTY TAX	
GENERAL GOVERNMENT				STATE EQUALIZED TAX RATE	
Governing Body & Public Boards	274,253.16	1981 Property Taxes Collected	280,615,052.12	Local District School Taxes	144,488,452.65
Municipal Clerk	375,023.00	1981 Payments in Lieu of Taxes	64,418.87	Regional & Consolidated School Tax	38,733,722.78
Financial Administration	1,704,844.06	Delinquent Tax & Lien Collections	7,303,858.62	School Taxes in Municipal Budget	
Assessment of Taxes	1,438,060.21	Business Personalty Replacement Taxes	6,868,223.51	County Taxes	46,482,721.06
Collection of Taxes	1,165,562.31	Taxes from Public Utilities	24,195,454.00	County Library Taxes	539,650.61
Planning, Housing & Development	1,472,302.65	Other Miscellaneous Tax Revenues	2,832,864.11	Local Municipal Purpose Taxes	51,701,171.63
Human Resources	154,674.00	State Aid Revenues	3,593,384.86	Veteran & Senior Citizen Taxes	2,534,600.60
Elections	86,047.92	Federal Aid Revenues	382,553.76	Total Taxes for Rate Computation	284,880,318.93
General Administration (other)	14,324,772.18	State and Local Fiscal Assistance Act Utilized	4,356,576.36	Special District Taxes	3,551,005.55
JUDICIARY		Sale of Acquired Property	47,464.40	Bank Corp. Taxes	473,888.52
Municipal Courts	1,205,984.82	Other Miscellaneous Revenues	21,745,065.65	Added and Omitted Taxes	3,689,524.15
PUBLIC SAFETY		Total	352,405,360.26	Total Taxes Levied - ABSTRACT	250,460,137.55
Fire Protection	3,775,862.50	Prior Years Surplus Appropriated	20,464,055.82	Total Taxes Billed	290,028,457.20
Police Protection	26,126,231.25	REVENUES TOTAL	372,873,416.08	1981 TAXES COLLECTED	280,615,052.12
Civil Defense & Disaster Control	126,022.76	Reserve For Uncollected Taxes	15,004,370.02	1981 Taxes Cancelled, Abated or Adjusted	1,320,202.15
Environmental Inspection & Control	1,827,358.62	CAPITAL OUTLAY TOTAL	35,842,830.86	Transfer to Tax Title Liens or Foreclosed	865,746.45
Other Public Safety	110,483.00			Balance Outstanding Dec. 31, 1981	7,227,456.44
PUBLIC WORKS				PRIOR YEARS TAXES OUTSTANDING	
Streets and Drainage	14,658,326.90	Public Enterprises	5,177,943.89	Balance January 1, 1981	7,842,374.21
Sewers and Sewage Processing	2,957,558.55	Recreation—Culture	1,076,036.43	Collected in 1981	6,270,897.52
Garbage and Trash Disposal	3,092,488.47	Public Works	20,838,285.67	Cancelled, Abated or Adjusted 1981	203,190.71
Public Buildings and Grounds	2,323,669.67	Buildings and Grounds	8,248,347.87	Transfers to Tax Title Liens or Foreclosed	296,696.00
Other Public Works	2,262,760.12	Library and Education	457,023.94	Balance December 31, 1981	1,071,589.58
HEALTH and WELFARE		Conservation	45,185.06	TAX TITLE LIENS OUTSTANDING	
Health Services Except Environmental	2,885,033.04	All Other		Balance January 1, 1981	3,424,609.22
Welfare-Public Assistance	368,453.39	CAPITAL DEBT AUTHORIZED, DECEMBER 31, 1981		Transfer From Taxes	1,189,807.10
Hospitals, Clinics, First Aid	25,150.00	ISSUED AND UNISSUED		Redeemed in 1981	1,037,855.38
Animal, Insect, & Rodent Control	250,826.75	School	102,846,553	Cancelled, Abated or Adjusted (1981)	12,245.84
Other Welfare Services	24,283.00	Self-liquidating	93,017,287	Transfers to Foreclosed Property	57,698.57
RECREATION and CONSERVATION		Other	181,131,161	Balance December 31, 1981	3,506,617.13
Beaches and Boardwalks	3,000.00	Total	377,555,002	PROPERTY ACQUIRED BY DEED OR FORECLOSURE	
Parks, Playgrounds, Shade Trees	2,368,238.49	ISSUED AND OUTSTANDING		Balance January 1, 1981	5,062,761.88
Land Reclamation & Conservation	46,873.99	School	92,760,605.56	Transfers From Taxes or Liens	57,686.47
Other Recreational Services	1,721,127.58	Self-Liquidating	75,400,025.43	Sale for Cash (1981)	43,800.00
EDUCATION (excluding schools)		Other	101,021,840.61	Cancelled, Abated or Adjusted (1981)	2,000.00
Libraries	5,312,373.14	Total	273,182,475.60	Balance December 31, 1981	5,074,050.35
Other Educational Services	40,297.00	EQUALIZED VALUATION BASIS		CURRENT FINANCES DECEMBER 31, 1981	
STATUTORY EXPENDITURES		FOR NET DEBT COMPUTATION	11,343,155,205	ASSETS	
Pensions & F. I. C. A.	7,095,343.36	REAL PROPERTY VALUATIONS		Cash Dec. 31, 1981	50,431,669.65
Employee Fringe Benefits	1,842,140.06	Code Class # of Parcels % VAL'N	ASSESSED VALUATION	Taxes Receivable	8,259,046.62
Other Statutory Expenditures	261,839.45	1 Vacant Land		Tax Title Liens	3,506,617.13
CETA And Other Public Employment Programs	405,097.01	2 Residential		Foreclosed Property	5,074,650.35
MUNICIPAL FUNCTIONS TOTAL	100,123,342.41	3 Farm		Emergencies & Other Deferred Charges	2,384,372.96
CAPITAL IMPROVEMENTS *MEMO*	2,253,362.30	4a Commercial (SEE PAGE 39)		State and Federal Aid Receivable	52,762.50
DEBT SERVICE		4b Industrial		Other Receivables	2,161,857.71
Principal Payments	5,754,368.19	4c Apartments		Total	72,788,036.92
Interest Payments	5,931,447.54	Total		LIABILITIES, RESERVES, AND SURPLUS	
DEFERRED CHARGES	3,418,639.05	Land Area 470.24 Sq. Miles		Cash Liabilities	17,479,189.02
SCHOOL, COUNTY, SPECIAL DISTRICT TAXES	234,555,552.05	Net Valuation Taxable-Municipal	7,138,523,243	Reserves for Receivables	19,026,851.08
RESERVE FOR UNCOLLECTED TAXES	15,004,370.02	Net Valuation Taxable-County	13,558,388,497	Surplus Dec. 31, 1981	36,281,596.62
EXPENDITURES TOTAL	364,827,719.86	State Equalized Valuation	12,671,371,245	Total	72,788,036.92
		State Equalization Ratio			

Population 1980 346,038

Population 1981 355,508

S & P Rating

Moody Rating

General Tax Rate Per \$100.

State Equalized Tax Rate

SUMMARY OCEAN COUNTY MUNICIPALITIES

PER CAPITA:

Gross Debt 629.98

Net Debt 232.05

Debt Service 21.99

Total Tax Levy 507.02

Municipal Expenditures 305.83

PER CENT:

Gross Debt 2.57

Net Debt .95

Tax Levy Collected 92.71

Tax Levy Cancelled, Abated

or Adjusted .24

EXPENDITURES		REVENUES-REALIZED		1981 PROPERTY TAX	
GENERAL GOVERNMENT				STATE EQUALIZED TAX RATE	
Governing Body & Public Boards	234,730.50	1981 Property Taxes Collected	187,301,855.74	Local District School Taxes	73,374,189.66
Municipal Clerk	239,548.00	1981 Payments in Lieu of Taxes	69,817.68	Regional & Consolidated School Tax	45,079,153.60
Financial Administration	1,015,175.37	Delinquent Tax & Lien Collections	11,564,831.62	School Taxes in Municipal Budget	
Assessment of Taxes	2,234,335.87	Business Personalty Replacement Taxes	2,001,066.54	County Taxes	42,971,875.14
Collection of Taxes	1,633,448.82	Taxes from Public Utilities	25,220,701.47	County Library Taxes	2,154,351.00
Planning, Housing & Development	1,108,097.88	Other Miscellaneous Tax Revenues	271,960.54	Local Municipal Purpose Taxes	32,900,883.17
Human Resources	532,147.00	State Aid Revenues	3,453,241.77	Veteran & Senior Citizen Taxes	4,707,550.00
Elections	46,822.00	Federal Aid Revenues	1,037,474.08	Total Taxes for Rate Computation	201,229,002.63
General Administration (other)	10,070,952.41	State and Local Fiscal Assistance Act Utilized	5,900,284.46	Special District Taxes	2,651,738.77
JUDICIARY		Sale of Acquired Property	2,173,654.73	Bank Corp. Taxes	305,631.14
Municipal Courts	1,300,084.61	Other Miscellaneous Revenues	20,820,170.98	Added and Omitted Taxes	2,102,721.30
PUBLIC SAFETY		Total	259,815,059.81	Total Taxes Levied - ABSTRACT	201,581,143.84
Fire Protection	1,327,913.86	Prior Years Surplus Appropriated	17,135,285.54	Total Taxes Billed	202,025,134.37
Police Protection	22,717,447.74	REVENUES TOTAL	276,950,385.35	1981 TAXES COLLECTED	187,301,855.74
Civil Defense & Disaster Control	97,910.83	Reserve for Uncollected Taxes	15,274,939.09	1981 Taxes Cancelled, Abated or Adjusted	478,838.20
Environmental Inspection & Control	1,575,749.79	CAPITAL OUTLAY TOTAL	14,810,056.04	Transfer to Tax Title Liens or Foreclosed	1,066,877.85
Other Public Safety	30,908.00			Balance Outstanding Dec. 31, 1981	13,177,563.05
PUBLIC WORKS				PRIOR YEARS TAXES OUTSTANDING	
Streets and Drainage	10,701,150.36	Public Enterprises	1,725,454.40	Balance January 1, 1981	11,209,027.27
Sewers and Sewage Processing	203,038.96	Recreation—Culture	3,440,820.54	Collected in 1981	10,237,142.52
Garbage and Trash Disposal	6,037,836.10	Public Works	7,550,757.09	Cancelled, Abated or Adjusted 1981	73,755.63
Public Buildings and Grounds	2,578,285.74	Buildings and Grounds	1,671,214.96	Transfers to Tax Title Liens or Foreclosed	281,001.27
Other Public Works	3,026,110.63	Library and Education	21,768.97	Balance December 31, 1981	617,027.85
HEALTH and WELFARE		Conservation		TAX TITLE LIENS OUTSTANDING	
Health Services Except Environmental	557,049.66	All Other		Balance January 1, 1981	4,656,301.65
Welfare-Public Assistance	513,398.63	CAPITAL DEBT AUTHORIZED, DECEMBER 31, 1981		Transfer From Taxes	1,355,616.53
Hospitals, Clinics, First Aid	147,700.00	ISSUED AND UNISSUED GROSS DEBT		Redeemed in 1981	1,327,589.10
Animal, Insect, & Rodent Control	108,601.43	School	124,197,781	Cancelled, Abated or Adjusted (1981)	14,512.87
Other Welfare Services	21,872.00	Self-liquidating	21,170,410	Transfers to Foreclosed Property	201,014.74
RECREATION and CONSERVATION		Other	78,593,115	Balance December 31, 1981	4,468,401.47
Beaches and Boardwalks	1,751,646.01	Total	223,961,307	PROPERTY ACQUIRED BY DEED OR FORECLOSURE	
Parks, Playgrounds, Shade Trees	809,577.61	ISSUED AND OUTSTANDING		Balance January 1, 1981	14,453,560.76
Land Reclamation & Conservation	40,657.18	School	118,744,295.31	Transfers From Taxes or Liens	249,060.64
Other Recreational Services	1,652,246.23	Self-liquidating	18,263,305.00	Sale for Cash (1981)	1,371,363.82
EDUCATION (excluding schools)		Other	69,588,624.04	Cancelled, Abated or Adjusted (1981)	472,645.08
Libraries	376,462.00	Total	206,596,224.35	Balance December 31, 1981	12,859,612.50
Other Educational Services	55,163.00	EQUALIZED VALUATION BASIS		CURRENT FINANCES DECEMBER 31, 1981	
STATUTORY EXPENDITURES		FOR NET DEBT COMPUTATION	8,709,407,977	ASSETS	
Pensions & F. I. C. A.	6,447,204.82	REAL PROPERTY VALUATIONS		Cash Dec. 31, 1981	61,877,105.94
Employee Fringe Benefits	2,221,161.41	Code Class # of Parcels % VAL'N		Taxes Receivable	13,794,590.90
Other Statutory Expenditures	447,529.64	1 Vacant Land		Tax Title Liens	4,468,401.47
CETA And Other Public Employment Programs	888,635.95	2 Residential		Foreclosed Property	12,859,612.50
MUNICIPAL FUNCTIONS		3 Farm		Emergencies & Other Deferred Charges	2,566,760.14
CAPITAL IMPROVEMENTS		4a Commercial (SEE PAGE 41)		State and Federal Aid Receivable	532,816.00
DEBT SERVICE		4b Industrial		Other Receivables	3,437,493.35
Principal Payments	3,251,334.92	4c Apartments		Total	99,536,784.30
Interest Payments	4,566,116.78	Total		LIABILITIES, RESERVES, AND SURPLUS	
DEFERRED CHARGES		Land Area 637.09 Sq. Miles		Cash Liabilities	36,686,551.49
SCHOOL, COUNTY, SPECIAL DISTRICT TAXES		Net Valuation Taxable-Municipal	6,953,617,758	Reserves for Receivables	34,319,332.79
RESERVE FOR UNCOLLECTED TAXES		Net Valuation Taxable-County	9,060,420,428	Surplus Dec. 31, 1981	26,530,900.02
EXPENDITURES TOTAL	274,997,833.13	State Equalized Valuation	10,066,587,888	Total	99,536,784.30
		State Equalization Ratio			

Population 1980 447,585

Population 1981 448,691

S & P Rating

Moody Rating

General Tax Rate Per \$100.

State Equalized Tax Rate

SUMMARY PASSAIC COUNTY MUNICIPALITIES

PER CAPITA:

Gross Debt 663.27
Net Debt 301.64
Debt Service 35.30
Total Tax Levy 487.95
Municipal Expenditures 361.12

PER CENT:

Gross Debt 3.79
Net Debt 1.72
Tax Levy Collected 96.35
Tax Levy Cancelled, Abated or Adjusted .24

EXPENDITURES		REVENUES-REALIZED		1981 PROPERTY TAX	
GENERAL GOVERNMENT				STATE EQUALIZED TAX RATE →	
Governing Body & Public Boards	681,107.45	1981 Property Taxes Collected	210,576,985.52	Local District School Taxes	95,720,538.66
Municipal Clerk	708,571.23	1981 Payments in Lieu of Taxes	902,097.05	Regional & Consolidated School Tax	10,410,592.00
Financial Administration	1,296,565.06	Delinquent Tax & Lien Collections	5,019,102.43	School Taxes in Municipal Budget	1,992,762.77
Assessment of Taxes	929,647.56	Business Personalty Replacement Taxes	10,756,996.50	County Taxes	54,711,596.02
Collection of Taxes	1,034,064.81	Taxes from Public Utilities	21,752,705.49	County Library Taxes	
Planning, Housing & Development	1,150,892.18	Other Miscellaneous Tax Revenues	192,200.00	Local Municipal Purpose Taxes	54,596,695.58
Human Resources	2,545,052.68	State Aid Revenues	20,563,822.40	Veteran & Senior Citizen Taxes	3,296,840.00
Elections	134,173.41	Federal Aid Revenues	8,942,517.85	Total Taxes for Rate Computation	220,729,025.03
General Administration (other)	14,197,374.35	State and Local Fiscal Assistance Act Utilized	6,518,859.31	Special District Taxes	
JUDICIARY		Sale of Acquired Property	123,684.74	Bank Corp. Taxes	624,760.03
Municipal Courts	1,052,286.96	Other Miscellaneous Revenues	19,509,514.21	Added and Omitted Taxes	875,867.10
PUBLIC SAFETY		Total	305,258,929.50	Total Taxes Levied - ABSTRACT	218,937,812.16
Fire Protection	16,842,234.85	Prior Years Surplus Appropriated	9,615,472.40	Total Taxes Billed	218,561,267.84
Police Protection	27,005,566.76	REVENUES TOTAL	314,874,401.56	1981 TAXES COLLECTED	210,576,985.52
Civil Defense & Disaster Control	68,996.20	Reserve For Uncollected Taxes	11,479,932.21	1981 Taxes Cancelled, Abated or Adjusted	525,977.87
Environmental Inspection & Control	1,267,718.24	CAPITAL OUTLAY TOTAL	35,891,186.86	Transfer to Tax Title Liens or Foreclosed	854,063.06
Other Public Safety	250,777.00			Balance Outstanding Dec. 31, 1981	6,604,241.37
PUBLIC WORKS		Public Enterprises	2,775,488.86	PRIOR YEARS TAXES OUTSTANDING	
Streets and Drainage	10,149,998.81	Recreation—Culture	328,031.69	Balance January 1, 1981	7,072,954.90
Sewers and Sewage Processing	8,531,929.60	Public Works	23,117,260.31	Collected in 1981	4,553,061.54
Garbage and Trash Disposal	5,814,434.96	Buildings and Grounds	6,722,064.71	Cancelled, Abated or Adjusted 1981	580,560.69
Public Buildings and Grounds	2,344,506.70	Library and Education	2,548,341.29	Transfers to Tax Title Liens or Foreclosed	234,331.63
Other Public Works	1,132,659.22	Conservation		Balance December 31, 1981	1,705,001.04
HEALTH and WELFARE		All Other		TAX TITLE LIENS OUTSTANDING	
Health Services Except Environmental	4,706,378.86	CAPITAL DEBT AUTHORIZED, DECEMBER 31, 1981		Balance January 1, 1981	2,800,891.54
Welfare-Public Assistance	644,345.88	ISSUED AND UNISSUED GROSS DEBT		Transfer From Taxes	1,152,805.60
Hospitals, Clinics, First Aid	56,000.00	School	90,249,635	Redeemed in 1981	466,040.89
Animal, Insect, & Rodent Control	155,769.07	Self-liquidating	61,994,540	Cancelled, Abated or Adjusted (1981)	52,626.08
Other Welfare Services	100.00	Other	145,357,571	Transfers to Foreclosed Property	234,650.50
RECREATION and CONSERVATION		Total	297,601,746	Balance December 31, 1981	3,200,379.67
Beaches and Boardwalks		ISSUED AND OUTSTANDING		PROPERTY ACQUIRED BY DEED OR FORECLOSURE	
Parks, Playgrounds, Shade Trees	1,544,530.99	School	85,563,041.10	Balance January 1, 1981	5,709,308.96
Land Reclamation & Conservation	81,097.76	Self-Liquidating	25,914,525.00	Transfers From Taxes or Liens	235,609.50
Other Recreational Services	1,163,179.30	Other	85,571,302.00	Sale for Cash (1981)	382,483.74
EDUCATION (excluding schools)		Total	201,048,868.10	Cancelled, Abated or Adjusted (1981)	1,567,655.08
Libraries	3,515,356.60	EQUALIZED VALUATION BASIS		Balance December 31, 1981	3,994,760.04
Other Educational Services	144,215.66	FOR NET DEBT COMPUTATION	7,843,233,676	CURRENT FINANCES DECEMBER 31, 1981	
STATUTORY EXPENDITURES		REAL PROPERTY VALUATIONS		ASSETS	
Pensions & F. I. C. A.	11,935,597.26	Code Class # of Parcels % VAL'N		Cash Dec. 31, 1981	32,665,456.43
Employee Fringe Benefits	1,907,069.34	1 Vacant Land		Taxes Receivable	8,309,242.41
Other Statutory Expenditures	375,050.00	2 Residential		Tax Title Liens	3,200,379.67
CETA And Other Public Employment Programs	9,308,014.12	3 Farm		Foreclosed Property	3,994,780.04
MUNICIPAL FUNCTIONS TOTAL	133,102,448.87	4a Commercial (SEE PAGE 43)		Emergencies & Other Deferred Charges	9,864,283.46
CAPITAL IMPROVEMENTS *MEMO*	1,713,932.63	4b Industrial		State and Federal Aid Receivable	4,622,602.73
DEBT SERVICE		4c Apartments		Other Receivables	5,328,475.68
Principal Payments	6,514,460.00	Total		Total	67,985,220.42
Interest Payments	9,322,719.11	Land Area 192.01 Sq. Miles		LIABILITIES, RESERVES, AND SURPLUS	
TYPE I SCHL DEBT *MEMO	5,503,858.46	Net Valuation Taxable-Municipal	4,777,138,832	Cash Liabilities	32,623,115.50
DEFERRED CHARGES	1,610,779.84	Net Valuation Taxable-County	8,394,904,650	Reserves for Receivables	20,733,133.50
SCHOOL, COUNTY, SPECIAL DISTRICT TAXES	162,835,469.45	State Equalized Valuation	6,779,629,131	Surplus Dec. 31, 1981	14,618,971.42
RESERVE FOR UNCOLLECTED TAXES	11,479,932.21	State Equalization Ratio		Total	67,985,220.42
EXPENDITURES TOTAL	324,865,829.48				

Population 1980 64,676
 Population 1981 65,067
 S & P Rating
 Moody Rating

General Tax Rate Per \$100.

State Equalized Tax Rate

SUMMARY SALEM COUNTY MUNICIPALITIES

PER CAPITA:

Gross Debt 327.87
 Net Debt 40.36
 Debt Service 9.80
 Total Tax Levy 391.07
 Municipal Expenditures 376.80

PER CENT:

Gross Debt 2.31
 Net Debt .28
 Tax Levy Collected 89.60
 Tax Levy Cancelled, Abated or Adjusted .61

EXPENDITURES		REVENUES-REALIZED		1981 PROPERTY TAX	
GENERAL GOVERNMENT				STATE EQUALIZED TAX RATE →	
Governing Body & Public Boards	31,100.00	1981 Property Taxes Collected	22,766,766.17	Local District School Taxes	10,345,415.77
Municipal Clerk	37,890.00	1981 Payments in Lieu of Taxes	24,000.00	Regional & Consolidated School Tax	4,432,489.46
Financial Administration	285,308.08	Delinquent Tax & Lien Collections	2,250,727.07	School Taxes in Municipal Budget	45,817.65
Assessment of Taxes	197,184.41	Business Personalty Replacement Taxes	2,535,757.15	County Taxes	8,878,857.64
Collection of Taxes	207,199.01	Taxes from Public Utilities	12,416,551.00	County Library Taxes	
Planning, Housing & Development	253,822.12	Other Miscellaneous Tax Revenues	264,346.80	Local Municipal Purpose Taxes	1,374,059.84
Human Resources	24,600.00	State Aid Revenues	862,327.60	Veteran & Senior Citizen Taxes	605,970.00
Elections	2,350.00	Federal Aid Revenues		Total Taxes for Rate Computation	25,662,650.36
General Administration (other)	4,121,370.31	State and Local Fiscal Assistance Act Utilized	587,270.04	Special District Taxes	141,843.05
JUDICIARY		Sale of Acquired Property	74,446.09	Bank Corp. Taxes	95,678.18
Municipal Courts	264,325.72	Other Miscellaneous Revenues	5,282,028.56	Added and Omitted Taxes	131,363.37
PUBLIC SAFETY		Total	41,464,680.88	Total Taxes Levied - ABSTRACT	25,445,604.96
Fire Protection	495,850.34	Prior Years Surplus Appropriated	2,624,701.39	Total Taxes Billed	25,409,941.75
Police Protection	3,090,442.60	REVENUES TOTAL	50,089,382.27	1981 TAXES COLLECTED	22,766,786.17
Civil Defense & Disaster Control	44,375.98	Reserve For Uncollected Taxes	2,687,165.70	1981 Taxes Cancelled, Abated or Adjusted	155,725.11
Environmental Inspection & Control	136,275.03	CAPITAL OUTLAY TOTAL	2,182,747.27	Transfer to Tax Title Liens or Foreclosed	59,346.18
Other Public Safety				Balance Outstanding Dec. 31, 1981	2,428,064.29
PUBLIC WORKS				PRIOR YEARS TAXES OUTSTANDING	
Streets and Drainage	3,758,663.77	Public Enterprises	108,356.57	Balance January 1, 1981	2,127,655.51
Sewers and Sewage Processing	115,950.00	Recreation—Culture	17,681.54	Collected in 1981	2,034,748.11
Garbage and Trash Disposal	734,352.42	Public Works	873,058.08	Cancelled, Abated or Adjusted 1981	6,011.69
Public Buildings and Grounds	532,962.83	Buildings and Grounds	1,037,651.08	Transfers to Tax Title Liens or Foreclosed	51,102.79
Other Public Works	191,658.34	Library and Education	146,000.00	Balance December 31, 1981	35,793.32
HEALTH and WELFARE		Conservation		TAX TITLE LIENS OUTSTANDING	
Health Services Except Environmental	104,470.00	All Other		Balance January 1, 1981	626,053.66
Welfare-Public Assistance	83,364.07	CAPITAL DEBT AUTHORIZED, DECEMBER 31, 1981		Transfer From Taxes	114,710.65
Hospitals, Clinics, First Aid	363,050.00	ISSUED AND UNISSUED		Redeemed in 1981	215,787.44
Animal, Insect, & Rodent Control	190,663.47	GROSS DEBT		Cancelled, Abated or Adjusted (1981)	
Other Welfare Services	1,400.00	School	17,241,000	Transfers to Foreclosed Property	29,859.50
RECREATION and CONSERVATION		Self-liquidating	1,532,020	Balance December 31, 1981	495,117.37
Beaches and Boardwalks	5,150.00	Other	2,560,622	PROPERTY ACQUIRED BY DEED OR	
Parks, Playgrounds, Shade Trees	163,753.60	Total	21,333,642	FORECLOSURE	
Land Reclamation & Conservation	10,000.00	ISSUED AND OUTSTANDING		Balance January 1, 1981	529,258.71
Other Recreational Services	2,060,642.28	School	16,151,000.00	Transfers From Taxes or Liens	29,859.50
EDUCATION (excluding schools)		Self-Liquidating	1,471,020.28	Sale for Cash (1981)	74,446.09
Libraries	139,300.00	Other	1,765,634.00	Cancelled, Abated or Adjusted (1981)	950.00
Other Educational Services	1,880,630.87	Total	19,387,654.28	Balance December 31, 1981	483,762.12
STATUTORY EXPENDITURES		EQUALIZED VALUATION BASIS		CURRENT FINANCES DECEMBER 31, 1981	
Pensions & F. I. C. A.	771,252.23	FOR NET DEBT COMPUTATION	922,535,239	ASSETS	
Employee Fringe Benefits	363,844.84	REAL PROPERTY VALUATIONS		Cash Dec. 31, 1981	39,802,112.92
Other Statutory Expenditures	68,236.54	Code Class # of Parcels % VAL'N	ASSESSED VALUATION	Taxes Receivable	2,463,877.61
CETA And Other Public Employment Programs		1 Vacant Land		Tax Title Liens	495,117.37
MUNICIPAL FUNCTIONS TOTAL	20,755,494.86	2 Residential		Foreclosed Property	483,762.12
CAPITAL IMPROVEMENTS *MEMO*	466,574.00	3 Farm		Emergencies & Other Deferred Charges	384,233.78
DEBT SERVICE		4a Commercial (SEE PAGE 45)		State and Federal Aid Receivable	108,946.43
Principal Payments	425,078.00	4b Industrial		Other Receivables	320,876.40
Interest Payments	212,490.00	4c Apartments		Total	44,058,926.63
TYPE I SCHL DEBT *MEMO	296,991.67	Total		LIABILITIES, RESERVES, AND SURPLUS	
DEFERRED CHARGES	437,203.44	Land Area 346.50 Sq. Miles		Cash Liabilities	4,964,982.49
SCHOOL, COUNTY, SPECIAL DISTRICT TAXES	23,844,463.57	Net Valuation Taxable-Municipal	725,131,215	Reserves for Receivables	3,851,383.50
RESERVE FOR UNCOLLECTED TAXES	2,687,165.70	Net Valuation Taxable-County	1,053,617,869	Surplus Dec. 31, 1981	35,242,560.64
EXPENDITURES TOTAL	48,361,895.57	State Equalized Valuation	1,029,354,508	Total	44,058,926.63
		State Equalization Ratio			

Population 1980 203,129
 Population 1981 204,631
 S & P Rating
 Moody Rating

General Tax Rate Per \$100.

State Equalized Tax Rate

SUMMARY SOMERSET COUNTY MUNICIPALITIES

PER CAPITA:

Gross Debt 637.90
 Net Debt 420.92
 Debt Service 29.08
 Total Tax Levy 734.81
 Municipal Expenditures 312.21

PER CENT.

Gross Debt 138.28
 Net Debt 91.24
 Tax Levy Collected 96.39
 Tax Levy Cancelled, Abated
 or Adjusted .32

EXPENDITURES		REVENUES-REALIZED		1981 PROPERTY TAX	
GENERAL GOVERNMENT				STATE EQUALIZED TAX RATE →	
Governing Body & Public Boards	213,501.00	1981 Property Taxes Collected	141,449,213.31	Local District School Taxes	70,011,176.83
Municipal Clerk	170,393.00	1981 Payments in Lieu of Taxes	1,000.00	Regional & Consolidated School Tax	23,837,969.90
Financial Administration	684,184.26	Delinquent Tax & Lien Collections	4,351,330.57	School Taxes in Municipal Budget	
Assessment of Taxes	765,113.21	Business Personality Replacement Taxes	4,996,776.24	County Taxes	28,527,000.00
Collection of Taxes	570,003.55	Taxes from Public Utilities	14,813,129.75	County Library Taxes	1,104,000.00
Planning, Housing & Development	1,132,736.84	Other Miscellaneous Tax Revenues	121,900.00	Local Municipal Purpose Taxes	19,904,723.09
Human Resources	3,625.00	State Aid Revenues	2,218,153.39	Veteran & Senior Citizen Taxes	1,444,024.00
Elections	64,994.73	Federal Aid Revenues	98,081.39	Total Taxes for Rate Computation	144,828,893.82
General Administration (other)	7,309,211.66	State and Local Fiscal Assistance Act Utilized	1,558,220.73	Special District Taxes	1,186,194.05
JUDICIARY		Sale of Acquired Property	227,827.71	Bank Corp. Taxes	238,486.17
Municipal Courts	592,227.35	Other Miscellaneous Revenues	11,027,105.56	Added and Omitted Taxes	1,558,433.74
PUBLIC SAFETY		Total	181,263,478.65	Total Taxes Levied - ABSTRACT	150,364,164.19
Fire Protection	2,197,966.70	Prior Years Surplus Appropriated	12,049,161.56	Total Taxes Billed	146,751,506.54
Police Protection	12,055,734.23	REVENUES TOTAL	193,212,640.21	1981 TAXES COLLECTED	141,449,313.31
Civil Defense & Disaster Control	25,164.20	Reserve for Uncollected Taxes	7,772,566.58	1981 Taxes Cancelled, Abated or Adjusted	463,854.40
Environmental Inspection & Control	644,267.84	CAPITAL OUTLAY TOTAL	14,598,744.14	Transfer to Tax Title Liens or Foreclosed	338,287.05
Other Public Safety				Balance Outstanding Dec. 31, 1981	4,500,052.18
PUBLIC WORKS				PRIOR YEARS TAXES OUTSTANDING	
Streets and Drainage	7,326,160.09	Public Enterprises	1,447,756.73	Balance January 1, 1981	4,745,226.86
Sewers and Sewage Processing	1,728,771.34	Recreation—Culture	352,058.24	Collected in 1981	3,887,704.20
Garbage and Trash Disposal	835,388.39	Public Works	5,472,621.02	Cancelled, Abated or Adjusted 1981	8,541.48
Public Buildings and Grounds	1,451,010.04	Buildings and Grounds	2,902,552.91	Transfers to Tax Title Liens or Foreclosed	138,057.57
Other Public Works	453,640.40	Library and Education	783,273.24	Balance December 31, 1981	710,323.61
HEALTH and WELFARE		Conservation		TAX TITLE LIENS OUTSTANDING	
Health Services Except Environmental	850,651.54	All Other		Balance January 1, 1981	1,041,704.81
Welfare-Public Assistance	235,364.38	CAPITAL DEBT AUTHORIZED, DECEMBER 31, 1981		Transfer From Taxes	501,334.21
Hospitals, Clinics, First Aid	18,200.00	ISSUED AND UNISSUED		Redeemed in 1981	468,746.37
Animal, Insect, & Rodent Control	56,930.52	School	41,408,927	Cancelled, Abated or Adjusted (1981)	4,755.26
Other Welfare Services	3,200.00	Self-liquidating	11,134,300	Transfers to Foreclosed Property	19,809.10
RECREATION and CONSERVATION		Other	77,990,787	Balance December 31, 1981	1,049,664.29
Beaches and Boardwalks		Total	130,534,014	PROPERTY ACQUIRED BY DEED OR FORECLOSURE	
Parks, Playgrounds, Shade Trees	532,315.20	ISSUED AND OUTSTANDING		Balance January 1, 1981	1,255,450.72
Land Reclamation & Conservation	87,025.04	School	35,107,887.26	Transfers From Taxes or Liens	19,869.10
Other Recreational Services	945,219.35	Self-Liquidating	10,362,150.00	Sale for Cash (1981)	
EDUCATION (excluding schools)		Other	48,529,412.85	Cancelled, Abated or Adjusted (1981)	
Libraries	1,144,007.00	Total	54,355,450.11	Balance December 31, 1981	1,315,319.82
Other Educational Services	621,825.00	EQUALIZED VALUATION BASIS		CURRENT FINANCES DECEMBER 31, 1981	
STATUTORY EXPENDITURES		FOR NET DEBT COMPUTATION		ASSETS	
Pensions & F. I. C. A.	3,484,797.34	REAL PROPERTY VALUATIONS		Cash Dec. 31, 1981	27,110,679.81
Employee Fringe Benefits	900,877.27	Code Class # of Parcels % VAL'N		Taxes Receivable	5,210,375.79
Other Statutory Expenditures	155,993.89	1 Vacant Land		Tax Title Liens	1,049,664.29
CETA And Other Public Employment Programs	163,271.01	2 Residential		Foreclosed Property	1,315,319.82
MUNICIPAL FUNCTIONS TOTAL	47,558,437.43	3 Farm		Emergencies & Other Deferred Charges	788,708.07
CAPITAL IMPROVEMENTS		4a Commercial (SEE PAGE 47)		State and Federal Aid Receivable	252,510.37
DEBT SERVICE		4b Industrial		Other Receivables	1,203,682.52
Principal Payments	3,105,755.56	4c Apartments		Total	36,970,940.87
Interest Payments	2,844,813.02	Total		LIABILITIES, RESERVES, AND SURPLUS	
DEFERRED CHARGES		Land Area 305.55 Sq. Miles		Cash Liabilities	5,710,018.30
SCHOOL, COUNTY, SPECIAL DISTRICT TAXES	2,585,804.80	Net Valuation Taxable-Municipal	4,852,543,725	Reserves for Receivables	8,701,533.64
RESERVE FOR UNCOLLECTED TAXES	124,666,340.78	Net Valuation Taxable-County	6,201,087,331	Surplus Dec. 31, 1981	18,559,388.53
EXPENDITURES TOTAL	188,553,718.57	State Equalized Valuation	6,574,905,825	Total	36,970,940.87
		State Equalization Ratio			

1999

Population 1980 110,119
 Population 1981 110,444
 S & P Rating
 Moody Rating

General Tax Rate Per \$100.

State Equalized Tax Rate

SUMMARY SUSSEX COUNTY MUNICIPALITIES

PER CAPITA:

Gross Debt 676.24
 Net Debt 145.31
 Debt Service 9.74
 Total Tax Levy 590.34
 Municipal Expenditures 250.25

PER CENT:

Gross Debt 3.22
 Net Debt .69
 Tax Levy Collected 92.07
 Tax Levy Cancelled, Abated or Adjusted .17

EXPENDITURES		REVENUES-REALIZED		1981 PROPERTY TAX	
GENERAL GOVERNMENT				STATE EQUALIZED TAX RATE	
Governing Body & Public Boards		1981 Property Taxes Collected	64,934,825.46	Local District School Taxes	32,137,343.90
Municipal Clerk		1981 Payments in Lieu of Taxes	156,660.23	Regional & Consolidated School Tax	11,346,181.65
Financial Administration	410,647.79	Delinquent Tax & Lien Collections	4,289,835.11	School Taxes in Municipal Budget	
Assessment of Taxes	467,091.09	Business Personalty Replacement Taxes	1,302,404.04	County Taxes	* 15,809,475.04
Collection of Taxes	559,607.57	Taxes from Public Utilities	5,483,102.96	County Library Taxes	722,747.00
Planning, Housing & Development	441,642.94	Other Miscellaneous Tax Revenues	406,536.16	Local Municipal Purpose Taxes	9,197,757.76
Human Resources	2,750.00	State Aid Revenues	761,180.05	Veteran & Senior Citizen Taxes	670,300.00
Elections	31,188.16	Federal Aid Revenues		Total Taxes for Rate Computation	70,083,805.35
General Administration (other)	3,146,674.02	State and Local Fiscal Assistance Act Utilized	1,518,812.47	Special District Taxes	17,000.00
JUDICIARY		Sale of Acquired Property	35,453.00	Bank Corp. Taxes	87,311.09
Municipal Courts	356,477.13	Other Miscellaneous Revenues	4,548,974.74	Added and Omitted Taxes	610,335.45
PUBLIC SAFETY		Total	83,837,784.22	Total Taxes Levied - ABSTRACT	69,923,151.89
Fire Protection	585,097.42	Prior Years Surplus Appropriated	6,702,466.48	Total Taxes Billed	69,921,563.38
Police Protection	4,143,708.82	REVENUES TOTAL	90,540,250.70	1981 TAXES COLLECTED	64,534,825.40
Civil Defense & Disaster Control	16,580.88	Reserve For Uncollected Taxes	6,265,132.67	1981 Taxes Cancelled, Abated or Adjusted	117,017.54
Environmental Inspection & Control	427,923.36	CAPITAL OUTLAY TOTAL	4,360,617.77	Transfer to Tax Title Liens or Foreclosed	361,479.12
Other Public Safety				Balance Outstanding Dec. 31, 1981	4,533,460.43
PUBLIC WORKS				PRIOR YEARS TAXES OUTSTANDING	
Streets and Drainage	4,433,321.91	Public Enterprises	736,771.29	Balance January 1, 1981	4,066,963.12
Sewers and Sewage Processing	26,605.00	Recreation—Culture	111,807.80	Collected in 1981	3,462,818.68
Garbage and Trash Disposal	313,776.74	Public Works	2,710,722.59	Cancelled, Abated or Adjusted 1981	41,408.00
Public Buildings and Grounds	773,108.66	Buildings and Grounds	801,316.09	Transfers to Tax Title Liens or Foreclosed	116,753.69
Other Public Works	697,303.76	Library and Education		Balance December 31, 1981	445,982.75
HEALTH and WELFARE		Conservation		TAX TITLE LIENS OUTSTANDING	
Health Services Except Environmental	600,631.47	All Other		Balance January 1, 1981	2,282,567.67
Welfare-Public Assistance	101,951.43	CAPITAL DEBT AUTHORIZED, DECEMBER 31, 1981		Transfer From Taxes	482,648.48
Hospitals, Clinics, First Aid	17,400.00	ISSUED AND UNISSUED GROSS DEBT NET DEBT		Redeemed in 1981	827,016.43
Animal, Insect, & Rodent Control	114,541.66	School 55,499,900 584,533		Cancelled, Abated or Adjusted (1981)	11,800.19
Other Welfare Services	1,250.00	Self-liquidating 9,200,496 2,163,283		Transfers to Foreclosed Property	42,144.76
RECREATION and CONSERVATION		Other 15,396,702 14,462,552		Balance December 31, 1981	1,884,254.77
Beaches and Boardwalks		Total 80,097,099 17,216,769		PROPERTY ACQUIRED BY DEED OR FORECLOSURE	
Parks, Playgrounds, Shade Trees	94,189.56	ISSUED AND OUTSTANDING		Balance January 1, 1981	3,069,245.52
Land Reclamation & Conservation	16,746.37	School 48,377,727.32		Transfers From Taxes or Liens	47,007.77
Other Recreational Services	238,420.72	Self-Liquidating 4,583,157.51		Sale for Cash (1981)	57,318.19
EDUCATION (excluding schools)		Other 8,624,435.59		Cancelled, Abated or Adjusted (1981)	42,360.00
Libraries	152,014.00	Total 61,585,320.82		Balance December 31, 1981	3,015,575.10
Other Educational Services	165,375.00	EQUALIZED VALUATION BASIS		CURRENT FINANCES DECEMBER 31, 1981	
STATUTORY EXPENDITURES		FOR NET DEBT COMPUTATION	2,485,267,097	ASSETS	
Pensions & F. I. C. A.	1,208,542.61	REAL PROPERTY VALUATIONS		Cash Dec. 31, 1981	17,798,264.80
Employee Fringe Benefits	425,730.09	Code Class # of Parcels % VAL'N		Taxes Receivable	4,984,443.18
Other Statutory Expenditures	78,180.49	1 Vacant Land		Tax Title Liens	1,884,254.77
CETA And Other Public Employment Programs		2 Residential		Foreclosed Property	3,015,575.10
MUNICIPAL FUNCTIONS TOTAL	20,049,211.65	3 Farm		Emergencies & Other Deferred Charges	1,153,837.36
CAPITAL IMPROVEMENTS *MEMO*	562,368.00	4a Commercial (SEE PAGE 49)		State and Federal Aid Receivable	211,583.04
DEBT SERVICE		4b Industrial		Other Receivables	1,059,425.65
Principal Payments	514,840.48	4c Apartments		Total	30,107,383.90
Interest Payments	639,168.19	Total		LIABILITIES, RESERVES, AND SURPLUS	
DEFERRED CHARGES		Land Area 524.71 Sq. Miles		Cash Liabilities	6,140,468.33
SCHOOL, COUNTY, SPECIAL DISTRICT TAXES	2,172,343.43	Net Valuation Taxable-Municipal	1,811,355,328	Reserves for Receivables	10,943,698.70
RESERVE FOR UNCOLLECTED TAXES	6,265,132.67	Net Valuation Taxable-County	2,624,187,314	Surplus Dec. 31, 1981	13,017,216.87
EXPENDITURES TOTAL	89,673,444.01	State Equalized Valuation	2,810,427,953	Total	30,107,383.90
		State Equalization Ratio			

*Includes County Health Service Taxes or County Vocational School Taxes. See Table 13.

2099
Population 1980 504,054
Population 1981 505,004
S & P Rating
Moody Rating
00

General Tax Rate Per \$100.
State Equalized Tax Rate

SUMMARY UNION COUNTY MUNICIPALITIES

PER CAPITA: Gross Debt 408.01
Net Debt 225.98
Debt Service 33.90
Total Tax Levy 601.10
Municipal Expenditures 400.80
PER CENT: Gross Debt 1.85
Net Debt 1.02
Tax Levy Collected 97.22
Tax Levy Cancelled, Abated or Adjusted 17

EXPENDITURES		REVENUES-REALIZED		1981 PROPERTY TAX	
GENERAL GOVERNMENT				STATE EQUALIZED TAX RATE	
Governing Body & Public Boards	895,257.04	1981 Property Taxes Collected		Local District School Taxes	
Municipal Clerk	431,059.00	1981 Payments in Lieu of Taxes		Regional & Consolidated School Tax	
Financial Administration	2,037,764.23	Delinquent Tax & Lien Collections		School Taxes in Municipal Budget	
Assessment of Taxes	1,032,097.75	Business Personalty Replacement Taxes		County Taxes	
Collection of Taxes	1,012,505.58	Taxes from Public Utilities		County Library Taxes	
Planning, Housing & Development	932,015.66	Other Miscellaneous Tax Revenues		Local Municipal Purpose Taxes	
Human Resources	3,505,861.66	State Aid Revenues		Veteran & Senior Citizen Taxes	
Elections	64,156.57	Federal Aid Revenues		Total Taxes for Rate Computation	
General Administration (other)	16,281,627.65	State and Local Fiscal Assistance Act Utilized		Special District Taxes	
JUDICIARY		Sale of Acquired Property		Bank Corp. Taxes	
Municipal Courts	1,355,578.56	Other Miscellaneous Revenues		Added and Omitted Taxes	
PUBLIC SAFETY		Total		Total Taxes Levied - ABSTRACT	
Fire Protection	24,985,042.76	Prior Years Surplus Appropriated		Total Taxes Billed	
Police Protection	35,342,417.96	REVENUES		1981 TAXES COLLECTED	
Civil Defense & Disaster Control	146,974.00	Reserve For Uncollected Taxes		1981 Taxes Cancelled, Abated or Adjusted	
Environmental Inspection & Control	1,324,518.46	CAPITAL OUTLAY		Transfer to Tax Title Liens or Foreclosed	
Other Public Safety	44,625.00	TOTAL		Balance Outstanding Dec. 31, 1981	
PUBLIC WORKS				PRIOR YEARS TAXES OUTSTANDING	
Streets and Drainage	13,755,431.02	Public Enterprises		Balance January 1, 1981	
Sewers and Sewage Processing	6,000,107.68	Recreation—Culture		Collected in 1981	
Garbage and Trash Disposal	7,047,630.60	Public Works		Cancelled, Abated or Adjusted 1981	
Public Buildings and Grounds	3,679,628.45	Buildings and Grounds		Transfers to Tax Title Liens or Foreclosed	
Other Public Works	3,476,725.66	Library and Education		Balance December 31, 1981	
HEALTH and WELFARE		Conservation		TAX TITLE LIENS OUTSTANDING	
Health Services Except Environmental	3,603,196.04	All Other		Balance January 1, 1981	
Welfare-Public Assistance	1,484,403.38	CAPITAL DEBT AUTHORIZED, DECEMBER 31, 1981		Transfer From Taxes	
Hospitals, Clinics, First Aid	77,000.00	ISSUED AND UNISSUED		Redeemed in 1981	
Animal, Insect, & Rodent Control	116,843.34	GROSS DEBT		Cancelled, Abated or Adjusted (1981)	
Other Welfare Services	38,957.00	NET DEBT		Transfers to Foreclosed Property	
RECREATION and CONSERVATION				Balance December 31, 1981	
Beaches and Boardwalks	1,850,795.61	ISSUED AND OUTSTANDING		PROPERTY ACQUIRED BY DEED OR FORECLOSURE	
Parks, Playgrounds, Shade Trees	77,422.83	School		Balance January 1, 1981	
Land Reclamation & Conservation	4,532,815.75	Self-Liquidating		Transfers From Taxes or Liens	
Other Recreational Services		Other		Sale for Cash (1981)	
EDUCATION (excluding schools)		Total		Cancelled, Abated or Adjusted (1981)	
Libraries	5,688,923.07	EQUALIZED VALUATION BASIS		Balance December 31, 1981	
Other Educational Services	42,700.00	FOR NET DEBT COMPUTATION		CURRENT FINANCES DECEMBER 31, 1981	
STATUTORY EXPENDITURES		REAL PROPERTY VALUATIONS		ASSETS	
Pensions & F. I. C. A.	16,803,594.86	Code Class # of Parcels % VAL'N		Cash Dec. 31, 1981	
Employee Fringe Benefits	4,181,271.70	1 Vacant Land		Taxes Receivable	
Other Statutory Expenditures	479,775.00	2 Residential		Tax Title Liens	
CETA And Other Public Employment Programs	6,461,417.15	3 Farm		Foreclosed Property	
MUNICIPAL FUNCTIONS		4a Commercial (SEE PAGE 51)		Emergencies & Other Deferred Charges	
CAPITAL IMPROVEMENTS	*MEMO*	4b Industrial		State and Federal Aid Receivable	
DEBT SERVICE		4c Apartments		Other Receivables	
Principal Payments	9,398,076.00	Total		Total	
Interest Payments	7,719,752.39	Land Area 102.93 Sq. Miles		LIABILITIES, RESERVES, AND SURPLUS	
TYPE I SCHL DEBT *MEMO	6,103,358.52	Net Valuation Taxable-Municipal		Cash Liabilities	
DEFERRED CHARGES	2,568,987.22	Net Valuation Taxable-County		Reserves for Receivables	
SCHOOL, COUNTY, SPECIAL DISTRICT TAXES	231,942,664.40	State Equalized Valuation		Surplus Dec. 31, 1981	
RESERVE FOR UNCOLLECTED TAXES	14,121,229.33	State Equalization Ratio		Total	
EXPENDITURES	TOTAL				

*ABOVE DEBT SERVICE INCLUDES TYPE I SCHOOL DEBT

2199
 Population 1980 84,429
 Population 1981 85,420
 S & P Rating
 Moody Rating .00

General Tax Rate Per \$100.
 State Equalized Tax Rate

SUMMARY WARREN COUNTY MUNICIPALITIES

PER CAPITAL: Gross Debt 375.21 Net Debt 136.31 Debt Service 7.04 Total Tax Levy 452.97 Municipal Expenditures 255.41
 PER CENT: Gross Debt 1.93 Net Debt .70 Tax Levy Collected 93.53 Tax Levy Cancelled, Abated or Adjusted .28

EXPENDITURES		REVENUES-REALIZED		1981 PROPERTY TAX	
GENERAL GOVERNMENT				STATE EQUALIZED TAX RATE	
Governing Body & Public Boards	23,507.00	1981 Property Taxes Collected	36,162,161.44	Local District School Taxes	20,712,694.93
Municipal Clerk	52,875.00	1981 Payments in Lieu of Taxes	41,051.60	Regional & Consolidated School Tax	4,122,810.74
Financial Administration	218,883.28	Delinquent Tax & Lien Collections	2,132,861.59	School Taxes in Municipal Budget	
Assessment of Taxes	321,823.51	Business Personalty Replacement Taxes	1,658,828.72	County Taxes	* 9,552,147.66
Collection of Taxes	255,896.77	Taxes from Public Utilities	6,892,914.00	County Library Taxes	339,315.00
Planning, Housing & Development	323,605.98	Other Miscellaneous Tax Revenues	121,700.00	Local Municipal Purpose Taxes	3,665,215.04
Human Resources	68,281.76	State Aid Revenues	796,714.00	Veteran & Senior Citizen Taxes	836,457.00
Elections	19,574.05	Federal Aid Revenues		Total Taxes for Rate Computation	39,228,040.37
General Administration (other)	2,643,245.95	State and Local Fiscal Assistance Act Utilized	860,145.28	Special District Taxes	
JUDICIARY		Sale of Acquired Property	20,370.00	Bank Corp. Taxes	58,585.50
Municipal Courts	305,043.16	Other Miscellaneous Revenues	5,069,346.46	Added and Omitted Taxes	201,508.69
PUBLIC SAFETY		Total	53,756,053.09	Total Taxes Levied - ABSTRACT	38,652,677.56
Fire Protection	526,948.41	Prior Years Surplus Appropriated	4,751,627.44	Total Taxes Billed	38,664,828.46
Police Protection	3,045,358.42	REVENUES TOTAL	58,507,720.53	1981 TAXES COLLECTED	36,162,161.44
Civil Defense & Disaster Control	15,601.60	Reserve for Uncollected Taxes	3,369,355.41	1981 Taxes Cancelled, Abated or Adjusted	110,165.51
Environmental Inspection & Control	233,402.58	CAPITAL OUTLAY TOTAL	2,850,972.56	Transfer to Tax Title Liens or Foreclosed	151,833.07
Other Public Safety				Balance Outstanding Dec. 31, 1981	2,240,668.34
PUBLIC WORKS				PRIOR YEARS TAXES OUTSTANDING	
Streets and Drainage	3,404,147.29	Public Enterprises	352,233.56	Balance January 1, 1981	2,200,633.27
Sewers and Sewage Processing	504,561.96	Recreation—Culture	612,367.21	Collected in 1981	1,939,734.58
Garbage and Trash Disposal	327,832.79	Public Works	1,227,035.10	Cancelled, Abated or Adjusted 1981	19,292.17
Public Buildings and Grounds	532,199.62	Buildings and Grounds	659,336.69	Transfers to Tax Title Liens or Foreclosed	53,823.22
Other Public Works	390,827.49	Library and Education		Balance December 31, 1981	187,783.30
HEALTH and WELFARE		Conservation		TAX TITLE LIENS OUTSTANDING	
Health Services Except Environmental	32,412.71	All Other		Balance January 1, 1981	558,931.07
Welfare-Public Assistance	45,055.05	CAPITAL DEBT AUTHORIZED, DECEMBER 31, 1981		Transfer From Taxes	213,481.52
Hospitals, Clinics, First Aid	3,728.47	ISSUED AND UNISSUED		Redeemed in 1981	193,127.01
Animal, Insect, & Rodent Control	29,539.66	GROSS DEBT		Cancelled, Abated or Adjusted (1981)	5,276.21
Other Welfare Services		NET DEBT		Transfers to Foreclosed Property	20,837.52
RECREATION and CONSERVATION				Balance December 31, 1981	553,172.25
Beaches and Boardwalks				PROPERTY ACQUIRED BY DEED OR	
Parks, Playgrounds, Shade Trees	161,752.71			FORECLOSURE	
Land Reclamation & Conservation	13,393.94			Balance January 1, 1981	605,649.98
Other Recreational Services	253,309.64			Transfers From Taxes or Liens	20,837.52
EDUCATION (excluding schools)				Sale for Cash (1981)	20,370.00
Libraries	356,095.91			Cancelled, Abated or Adjusted (1981)	24,210.00
Other Educational Services	923,833.85			Balance December 31, 1981	581,907.50
STATUTORY EXPENDITURES				CURRENT FINANCES DECEMBER 31, 1981	
Pensions & F. I. C. A.	915,650.20			ASSETS	
Employee Fringe Benefits	281,372.27			Cash Dec. 31, 1981	28,802,307.39
Other Statutory Expenditures	71,364.42			Taxes Receivable	2,428,451.64
CETA And Other Public Employment Programs				Tax Title Liens	553,172.25
MUNICIPAL FUNCTIONS TOTAL	16,305,432.05			Foreclosed Property	581,907.50
CAPITAL IMPROVEMENTS *MEMO*	383,749.33			Emergencies & Other Deferred Charges	450,586.15
DEBT SERVICE				State and Federal Aid Receivable	156,691.48
Principal Payments	424,504.03			Other Receivables	397,614.13
Interest Payments	177,155.41			Total	33,370,730.54
DEFERRED CHARGES				LIABILITIES, RESERVES, AND SURPLUS	
SCHOOL, COUNTY, SPECIAL DISTRICT TAXES	1,540,297.34			Cash Liabilities	15,984,854.67
RESERVE FOR UNCOLLECTED TAXES	3,369,395.41			Reserves for Receivables	3,900,478.02
EXPENDITURES TOTAL	56,543,752.57			Surplus Dec. 31, 1981	13,465,397.85
				Total	33,370,730.54

Population 1980 17,235
 Population 1981 17,641
 S & P Rating
 Moody Rating A

General Tax Rate Per \$100. 6.60
 State Equalized Tax Rate 2.84

ABERDEEN TOWNSHIP - MONMOUTH CO.
Form of Government:
Council-Manager Plan E (OMCL 50)
Number of Members on Governing Body - 7

PER CAPITA
 Gross Debt 660.58
 Net Debt 368.25
 Debt Service 25.78
 Total Tax Levy 561.52
 Municipal Expenditures 226.65

PER CENT:
 Gross Debt 4.07
 Net Debt 2.27
 Tax Levy Collected 94.25
 Tax Levy Cancelled, Abated or Adjusted 4.46

EXPENDITURES		REVENUES-REALIZED		1981 PROPERTY TAX	
GENERAL GOVERNMENT				STATE EQUALIZED TAX RATE →	
Governing Body & Public Boords	20,099.00	1981 Property Taxes Collected 9,349,249.54		Local District School Taxes	
Municipal Clerk		1981 Payments in lieu of Taxes		Regional & Consolidated School Tax 1.74	5,631,953.75
Financial Administration	30,810.00	Delinquent Tax & Lien Collections 461,120.03		School Taxes in Municipal Budget	
Assessment of Taxes	26,934.00	Business Personalty Reploement Taxes 223,552.44		County Taxes .48	1,556,049.33
Collection of Taxes	51,365.00	Taxes from Public Utilities 542,271.00		County Library Taxes	
Planing, Housing & Development	33,930.00	Other Miscellaneous Tax Revenues		Local Municipal Purpose Taxes .63	2,035,502.14
Human Resources		State Aid Revenues 274,860.55		Veteran & Senior Citizen Taxes	108,850.00
Elections	5,726.00	Federal Aid Revenues 31,756.54		Total Taxes for Rate Computation 2.65	9,332,355.22
General Administration (other)	491,871.00	State and Local Fisco Assistance Act Utilized 172,223.23		Special District Taxes	565,007.50
JUDICIARY		Sole of Acquired Property		Bank Corp. Taxes	9,367.49
Municipal Courts	37,817.00	Other Miscellaneous Revenues 417,864.29		Added and Omitted Taxes	107,521.12
PUBLIC SAFETY		Total 11,472,560.42		Total Taxes Levied - ABSTRACT	9,905,801.33
Fire Protection		Prior Years Surplus Appropriated 319,500.00		Total Taxes Billed	9,919,124.98
Police Protection	916,284.73	REVENUES TOTAL 11,792,460.42		1981 TAXES COLLECTED	9,349,249.54
Civil Defense & Disaster Control	1,500.00	Reserve For Uncollected Taxes 495,000.00		1981 Taxes Cancelled, Abated or Adjusted	45,704.95
Environmental Inspection & Control	49,108.00	CAPITAL OUTLAY TOTAL 364,426.95		Transfer to Tax Title Liens or Foreclosed	79,583.25
Other Public Safety		Public Enterprises 58,212.76		Balance Outstanding Dec. 31, 1981	444,586.84
PUBLIC WORKS		Recreation—Culture		PRIOR YEARS TAXES OUTSTANDING	
Streets and Drainage	544,852.00	Public Works 284,364.05		Balance January 1, 1981	232,343.85
Sewers and Sewage Processing		Buildings and Grounds 21,850.14		Collected in 1981	217,507.20
Garbage and Trash Disposol		Library and Education		Cancelled, Abated or Adjusted 1981	
Public Buildings and Grounds	59,583.00	Conservation		Transfers to Tax Title Liens or Foreclosed	13,280.68
Other Public Works	18,935.00	All Other		Balance December 31, 1981	1,555.57
HEALTH and WELFARE		CAPITAL DEBT AUTHORIZED, DECEMBER 31, 1981		TAX TITLE LIENS OUTSTANDING	
Health Services Except Environmental	44,467.00	ISSUED AND UNISSUED GROSS DEBT NET DEBT		Balance January 1, 1981	437,083.43
Welfare-Public Assistance	31,359.00	School 2,892,348		Transfer From Taxes	94,250.17
Hospitals, Clinics, First Aid		Self-liquidating 2,626,500		Redeemed in 1981	243,612.83
Animal, Insect, & Rodent Control	750.00	Other 6,134,528		Cancelled, Abated or Adjusted (1981)	
Other Welfare Services	1,750.00	Total 11,053,376		Transfers to Foreclosed Property	
RECREATION and CONSERVATION		ISSUED AND OUTSTANDING		Balance December 31, 1981	287,720.77
Beaches and Boardwalks		School		PROPERTY ACQUIRED BY DEED OR FORECLOSURE	
Parks, Playgrounds, Shade Trees	11,800.00	Self-Liquidating		Balance January 1, 1981	282,475.00
Land Reclamation & Conservation	350.00	Other		Transfers From Taxes or Liens	
Other Recreational Services	162,863.00	Total		Sole for Cash (1981)	
EDUCATION (excluding schools)		EQUALIZED VALUATION BASIS FOR NET DEBT COMPUTATION 286,605,487		Cancelled, Abated or Adjusted (1981)	61,500.00
Libraries	116,068.00	REAL PROPERTY VALUATIONS		Balance December 31, 1981	220,575.00
Other Educational Services	10,550.00	Code Class # of Parcels % VAL'N ASSESSED VALUATION		CURRENT FINANCES DECEMBER 31, 1981	
STATUTORY EXPENDITURES		1 Vacant land 840 2.60 3,601,600.00		ASSETS	
Pensions & F. I. C. A.	193,580.48	2 Residential 4395 78.03 106,250,765.00		Cash Dec. 31, 1981	1,030,665.92
Employee Fringe Benefits		3 Farm 11 .08 110,900.00		Taxes Receivable	446,142.81
Other Statutory Expenditures	15,000.00	4a Commercial 118 9.06 12,563,614.00		Tax Title Liens	287,720.77
CETA And Other Public Employment Programs	24,139.39	4b Industrial 9 5.32 7,383,700.00		Foreclosed Property	220,575.00
MUNICIPAL FUNCTIONS TOTAL 2,901,491.60		4c Apartments 9 4.91 6,812,800.00		Emergencies & Other Deferred Charges	
CAPITAL IMPROVEMENTS *MEMO*	62,554.52	Total 5382 138,723,379.00		State and Federal Aid Receivable	
DEBT SERVICE		Land Area 5.45 Sq. Miles		Other Receivables	10,000.00
Principal Payments	100,000.00	Net Valuation Taxable-Municipal 139,745,217		Total	1,992,104.50
Interest Payments	354,845.00	Net Valuation Taxable-County 255,476,585		LIABILITIES, RESERVES, AND SURPLUS	
DEFERRED CHARGES	147,000.00	State Equalized Valuation 323,193,802		Cash Liabilities	448,381.62
SCHOOL, COUNTY, SPECIAL DISTRICT TAXES	7,753,010.58	State Equalization Ratio 43.06		Reserves for Receivables	564,438.58
RESERVE FOR UNCOLLECTED TAXES	495,000.00			Surplus Dec. 31, 1981	562,264.30
EXPENDITURES TOTAL 11,751,347.18				Total	1,992,104.50

0101

Population 1980 6,859

Population 1981 6,849

S & P Rating

Moody Rating BAA-1

General Tax Rate Per \$100.

1.58

State Equalized Tax Rate

1.83

ABSECON CITY - ATLANTIC COUNTY**Form of Government:****City Charter Act, (P.L. 1899, c. 52)****Number of Members on Governing Body - 7****PER CAPITA:**

Gross Debt 424.59

Net Debt 1.48

Debt Service 13.29

Total Tax Levy 476.82

Municipal Expenditures 296.15

PER CENT:

Gross Debt 2.00

Net Debt .01

Tax Levy Collected 95.50

Tax Levy Cancelled, Abated
or Adjusted .80

EXPENDITURES	REVENUES-REALIZED	1981 PROPERTY TAX	STATE EQUALIZED TAX RATE
GENERAL GOVERNMENT		Local District School Taxes .94	1,662,680.00
Governing Body & Public Boards		Regional & Consolidated School Tax	
Municipal Clerk		School Taxes in Municipal Budget .04	66,371.00
Financial Administration	10,675.00	County Taxes .44 *	773,004.15
Assessment of Taxes	20,544.00	County Library Taxes .02	36,984.21
Collection of Taxes	30,930.00	Local Municipal Purpose Taxes .39	685,017.03
Planning, Housing & Development	30,100.00	Veteran & Senior Citizen Taxes	76,650.00
Human Resources	1,530.00	Total Taxes for Rate Computation 1.83	3,301,300.37
Elections	2,500.00	Special District Taxes	
General Administration (other)	261,175.21	Bank Corp. Taxes	13,781.75
JUDICIARY		Added and Omitted Taxes	27,335.98
Municipal Courts	32,300.00	Total Taxes Levied - ABSTRACT	3,205,774.10
PUBLIC SAFETY		Total Taxes Billed	3,266,899.40
Fire Protection	52,870.00	1981 TAXES COLLECTED	3,119,929.08
Police Protection	655,050.44	1981 Taxes Cancelled, Abated or Adjusted	26,203.00
Civil Defense & Disaster Control	2,164.56	Transfer to Tax Title Liens or Foreclosed	116.92
Environmental Inspection & Control	15,700.00	Balance Outstanding Dec. 31, 1981	120,650.34
Other Public Safety		PRIOR YEARS TAXES OUTSTANDING	
PUBLIC WORKS		Balance January 1, 1981	74,252.81
Streets and Drainage	251,072.00	Collected in 1981	72,311.90
Sewers and Sewage Processing		Cancelled, Abated or Adjusted 1981	1,794.24
Garbage and Trash Disposal	129,280.00	Transfers to Tax Title Liens or Foreclosed	137.19
Public Buildings and Grounds	30,962.00	Balance December 31, 1981	9.48
Other Public Works	63,430.00	TAX TITLE LIENS OUTSTANDING	
HEALTH and WELFARE		Balance January 1, 1981	1,257.28
Health Services Except Environmental	675.00	Transfer From Taxes	204.30
Welfare-Public Assistance	2,500.00	Redeemed in 1981	1,398.90
Hospitals, Clinics, First Aid		Cancelled, Abated or Adjusted (1981)	
Animal, Insect, & Rodent Control	3,240.00	Transfers to Foreclosed Property	
Other Welfare Services		Balance December 31, 1981	62.68
RECREATION and CONSERVATION		PROPERTY ACQUIRED BY DEED OR FORECLOSURE	
Beaches and Boardwalks		Balance January 1, 1981	297,733.92
Parks, Playgrounds, Shade Trees	26,700.00	Transfers From Taxes or Liens	
Land Reclamation & Conservation		Sale for Cash (1981)	50,910.00
Other Recreational Services		Cancelled, Abated or Adjusted (1981)	
EDUCATION (excluding schools)		Balance December 31, 1981	240,823.92
Libraries	14,300.00	CURRENT FINANCES DECEMBER 31, 1981	
Other Educational Services		ASSETS	
STATUTORY EXPENDITURES		Cash Dec. 31, 1981	513,746.07
Pensions & F. I. C. A.	104,250.00	Taxes Receivable	120,659.82
Employee Fringe Benefits	41,300.00	Tax Title Liens	62.68
Other Statutory Expenditures	7,605.00	Foreclosed Property	240,823.92
CETA And Other Public Employment Programs	3,703.70	Emergencies & Other Deferred Charges	50,000.00
MUNICIPAL FUNCTIONS		State and Federal Aid Receivable	9,889.40
TOTAL	1,800,556.91	Other Receivables	1,919.74
CAPITAL IMPROVEMENTS		Total	937,101.63
DEBT SERVICE		LIABILITIES, RESERVES, AND SURPLUS	
Principal Payments	50,000.00	Cash Liabilities	122,746.44
Interest Payments	41,033.50	Reserves for Receivables	393,406.16
TYPE I SCHL DEBT *MEMO	82,866.00	Surplus Dec. 31, 1981	420,889.03
DEFERRED CHARGES	13,240.85	Total	937,101.63
SCHOOL, COUNTY, SPECIAL DISTRICT TAXES	2,535,639.34		
RESERVE FOR UNCOLLECTED TAXES	123,523.95		
EXPENDITURES	4,567,994.55		

1981-3000

* ABOVE DEBT SERVICE INCLUDES TYPE I SCHOOL DEBT

*Includes County Health Service Taxes or County Vocational School Taxes. See Table 13.

Population 1980 2,798
 Population 1981 2,841
 S & P Rating
 Moody Rating

General Tax Rate Per \$100. 2.10
 State Equalized Tax Rate 2.19

ALEXANDRIA TWP. - HUNTERDON CO.
Form of Government:
Township Committee
Number of Members on Governing Body - 3

PER CAPITA:
 Gross Debt 341.66
 Net Debt
 Debt Service
 Total Tax Levy 711.60
 Municipal Expenditures 222.47

PER CENT:
 Gross Debt 1.23
 Net Debt
 Tax Levy Collected 87.97
 Tax Levy Cancelled, Abated or Adjusted 1.00

EXPENDITURES		REVENUES-REALIZED		1981 PROPERTY TAX	
GENERAL GOVERNMENT				STATE EQUALIZED TAX RATE →	
Governing Body & Public Boards		1981 Property Taxes Collected	1,780,558.04	Local District School Taxes 1.02	932,248.00
Municipal Clerk		1981 Payments in Lieu of Taxes		Regional & Consolidated School Tax .67	615,415.24
Financial Administration	10,500.00	Delinquent Tax & Lien Collections	170,761.02	School Taxes in Municipal Budget	
Assessment of Taxes	12,500.00	Business Personalty Replacement Taxes	45,779.40	County Taxes .40	370,358.41
Collection of Taxes	10,500.00	Taxes from Public Utilities	167,962.00	County Library Taxes .03	23,768.06
Planning, Housing & Development	8,250.00	Other Miscellaneous Tax Revenues		Local Municipal Purpose Taxes .07	62,663.44
Human Resources		State Aid Revenues	15,741.21	Veteran & Senior Citizen Taxes	21,000.00
Elections	800.00	Federal Aid Revenues		Total Taxes for Rate Computation 2.19	2,025,453.15
General Administration (other)	48,300.00	State and Local Fiscal Assistance Act Utilized	17,889.54	Special District Taxes	
JUDICIARY		Sale of Acquired Property		Bank Corp. Taxes	1,060.24
Municipal Courts	7,300.00	Other Miscellaneous Revenues	197,926.27	Added and Omitted Taxes	16,152.82
PUBLIC SAFETY		Total	2,396,657.48	Total Taxes Levied - ABSTRACT	2,021,666.21
Fire Protection	32,050.00	Prior Years Surplus Appropriated	185,000.00	Total Taxes Billed	2,024,156.08
Police Protection	48,000.00	REVENUES TOTAL	2,581,657.48	1981 TAXES COLLECTED	1,780,598.04
Civil Defense & Disaster Control	250.00	Reserve For Uncollected Taxes	218,314.01	1981 Taxes Cancelled, Abated or Adjusted	20,218.46
Environmental Inspection & Control	12,500.00	CAPITAL OUTLAY TOTAL	117,560.61	Transfer to Tax Title Liens or Foreclosed Balance Outstanding Dec. 31, 1981	2,364.60
Other Public Safety					220,914.56
PUBLIC WORKS				PRIOR YEARS TAXES OUTSTANDING	
Streets and Drainage	174,550.00	Public Enterprises		Balance January 1, 1981	174,676.69
Sewers and Sewage Processing		Recreation—Culture		Collected in 1981	167,713.04
Garbage and Trash Disposal		Public Works	117,560.61	Cancelled, Abated or Adjusted 1981	21.99
Public Buildings and Grounds		Buildings and Grounds		Transfers to Tax Title Liens or Foreclosed	972.75
Other Public Works		Library and Education		Balance December 31, 1981	5,568.51
HEALTH and WELFARE		Conservation		TAX TITLE LIENS OUTSTANDING	
Health Services Except Environmental	8,900.00	All Other		Balance January 1, 1981	5,950.73
Welfare-Public Assistance	2,900.00	CAPITAL DEBT AUTHORIZED, DECEMBER 31, 1981		Transfer From Taxes	3,433.54
Hospitals, Clinics, First Aid		ISSUED AND UNISSUED GROSS DEBT		Redeemed in 1981	3,047.58
Animal, Insect, & Rodent Control	1,875.00	School 970,659		Cancelled, Abated or Adjusted (1981)	
Other Welfare Services		Self-liquidating		Transfers to Foreclosed Property	
RECREATION and CONSERVATION		Other		Balance December 31, 1981	6,336.29
Beaches and Boardwalks		Total 970,659		PROPERTY ACQUIRED BY DEED OR FORECLOSURE	
Parks, Playgrounds, Shade Trees		ISSUED AND OUTSTANDING		Balance January 1, 1981	12,000.00
Land Reclamation & Conservation	625.00	School 970,659.18		Transfers From Taxes or Liens	
Other Recreational Services	1,000.00	Self-Liquidating		Sale for Cash (1981)	
EDUCATION (excluding schools)		Other		Cancelled, Abated or Adjusted (1981)	
Libraries		Total 970,659.18		Balance December 31, 1981	12,000.00
Other Educational Services		EQUALIZED VALUATION BASIS FOR NET DEBT COMPUTATION	79,135,153	CURRENT FINANCES DECEMBER 31, 1981	
STATUTORY EXPENDITURES		REAL PROPERTY VALUATIONS		ASSETS	
Pensions & F. I. C. A.	16,200.00	Code Class # of Parcels % VAL'N		Cash Dec. 31, 1981	952,490.08
Employee Fringe Benefits		1 Vacant Land 243 5.96	5,654,069.00	Taxes Receivable	226,883.89
Other Statutory Expenditures	1,000.00	2 Residential 753 67.75	64,261,900.00	Tax Title Liens	6,336.29
CETA And Other Public Employment Programs		3 Farm 458 22.28	21,130,221.00	Foreclosed Property	12,000.00
MUNICIPAL FUNCTIONS		4a Commercial 22 3.31	3,143,000.00	Emergencies & Other Deferred Charges	24,261.15
CAPITAL IMPROVEMENTS *MEMO*	37,889.54	4b Industrial 6 .60	569,100.00	State and Federal Aid Receivable	920.57
DEBT SERVICE		4c Apartments 1 .10	93,100.00	Other Receivables	79,152.69
Principal Payments		Total 1483	94,851,350.00	Total	1,302,044.67
Interest Payments		Land Area 28.20 Sq. Miles		LIABILITIES, RESERVES, AND SURPLUS	
DEFERRED CHARGES		Net Valuation Taxable-Municipal	55,615,197	Cash Liabilities	727,299.18
SCHOOL, COUNTY, SPECIAL DISTRICT TAXES	1,941,789.71	Net Valuation Taxable-County	83,981,715	Reserves for Receivables	324,372.87
RESERVE FOR UNCOLLECTED TAXES	218,314.01	State Equalized Valuation	51,874,704	Surplus Dec. 31, 1981	250,372.62
EXPENDITURES		State Equalization Ratio	104.11	Total	1,302,044.67
TOTAL	2,573,815.52				

Population 1980 2,560
Population 1981 2,723
S & P Rating
Moody Rating

General Tax Rate Per \$100. 2.39
State Equalized Tax Rate 1.66

ALLAMUCHY TOWNSHIP - WARREN CO.
Form of Government:
Small Municipality Plan C (OMCL 50)
Number of Members on Governing Body - 5

PER CAPITA:
Gross Debt 216.67
Net Debt
Debt Service
Total Tax Levy 559.90
Municipal Expenditures 198.48

PER CENT:
Gross Debt .76
Net Debt
Tax Levy Collected 98.27
Tax Levy Cancelled, Abated or Adjusted .05

EXPENDITURES		REVENUES-REALIZED		1981 PROPERTY TAX	
GENERAL GOVERNMENT		1981 Property Taxes Collected		STATE EQUALIZED TAX RATE 1.11	
Governing Body & Public Boards		1981 Payments in Lieu of Taxes	1,497,315.99	Local District School Taxes	1,005,783.00
Municipal Clerk		Delinquent Tax & Lien Collections	37,223.46	Regional & Consolidated School Tax	
Financial Administration	5,200.00	Business Personalty Replacement Taxes	39,596.84	School Taxes in Municipal Budget	
Assessment of Taxes	13,092.00	Taxes from Public Utilities	200,713.00	County Taxes	.49 * 446,597.89
Collection of Taxes	10,460.00	Other Miscellaneous Tax Revenues		County Library Taxes	.03 23,728.25
Planning, Housing & Development	32,324.00	State Aid Revenues	8,150.82	Local Municipal Purpose Taxes	.03 25,422.00
Human Resources		Federal Aid Revenues		Veteran & Senior Citizen Taxes	11,500.00
Elections		State and Local Fiscal Assistance Act Utilized	18,260.00	Total Taxes for Rate Computation	1.66 1,513,031.14
General Administration (other)	86,611.80	Sale of Acquired Property		Special District Taxes	
JUDICIARY		Other Miscellaneous Revenues	234,259.16	Bank Corp. Taxes	2,210.88
Municipal Courts	24,200.00	Total	2,035,543.27	Added and Omitted Taxes	20,864.32
PUBLIC SAFETY		Prior Years Surplus Appropriated	238,000.00	Total Taxes Levied - ABSTRACT	1,524,606.34
Fire Protection	45,500.00	REVENUES TOTAL	2,273,543.27	Total Taxes Billed	1,523,729.57
Police Protection	3,250.00	Reserve For Uncollected Taxes	53,655.55	1981 TAXES COLLECTED	1,497,315.99
Civil Defense & Disaster Control	700.00	CAPITAL OUTLAY TOTAL	65,417.46	1981 Taxes Cancelled, Abated or Adjusted	726.84
Environmental Inspection & Control	26,204.00	Public Enterprises		Transfer to Tax Title Liens or Foreclosed	9.56
Other Public Safety		Recreation—Culture		Balance Outstanding Dec. 31, 1981	25,673.18
PUBLIC WORKS		Public Works	4,320.60	PRIOR YEARS TAXES OUTSTANDING	
Streets and Drainage	122,115.00	Buildings and Grounds	61,056.86	Balance January 1, 1981	37,655.52
Sewers and Sewage Processing		Library and Education		Collected in 1981	36,992.63
Garbage and Trash Disposal	2,000.00	Conservation		Cancelled, Abated or Adjusted 1981	
Public Buildings and Grounds	68,000.00	All Other		Transfers to Tax Title Liens or Foreclosed	
Other Public Works		CAPITAL DEBT AUTHORIZED, DECEMBER 31, 1981		Balance December 31, 1981	662.89
HEALTH and WELFARE		ISSUED AND UNISSUED		TAX TITLE LIENS OUTSTANDING	
Health Services Except Environmental	1,750.00	School	590,000	Balance January 1, 1981	2,488.54
Welfare-Public Assistance	3,350.00	Self-Liquidating		Transfer From Taxes	9.56
Hospitals, Clinics, First Aid	1,000.00	Other		Redeemed in 1981	230.83
Animal, Insect, & Rodent Control	1,850.00	Total	590,000	Cancelled, Abated or Adjusted (1981)	612.41
Other Welfare Services		ISSUED AND OUTSTANDING		Transfers to Foreclosed Property	
RECREATION and CONSERVATION		School	590,000.00	Balance December 31, 1981	1,655.26
Beaches and Boardwalks		Self-Liquidating		PROPERTY ACQUIRED BY DEED OR	
Parks, Playgrounds, Shade Trees		Other		FORECLOSURE	
Land Reclamation & Conservation		Total	590,000.00	Balance January 1, 1981	
Other Recreational Services	6,600.00	EQUALIZED VALUATION BASIS		Transfers From Taxes or Liens	
EDUCATION (excluding schools)		FOR NET DEBT COMPUTATION	77,854,810	Sale for Cash (1981)	
Libraries	4,000.00	REAL PROPERTY VALUATIONS		Cancelled, Abated or Adjusted (1981)	
Other Educational Services		Code Class # of Parcels % VAL'N		Balance December 31, 1981	
STATUTORY EXPENDITURES				CURRENT FINANCES DECEMBER 31, 1981	
Pensions & F. I. C. A.	16,053.20			ASSETS	
Employee Fringe Benefits	4,000.00			Cash Dec. 31, 1981	1,708,837.24
Other Statutory Expenditures	1,300.00			Taxes Receivable	26,336.07
CETA And Other Public Employment Programs				Tax Title Liens	1,655.26
MUNICIPAL FUNCTIONS TOTAL	483,160.00			Foreclosed Property	
CAPITAL IMPROVEMENTS *MEMO*	55,000.00			Emergencies & Other Deferred Charges	
DEBT SERVICE				State and Federal Aid Receivable	
Principal Payments				Other Receivables	4,393.00
Interest Payments				Total	1,741,221.57
DEFERRED CHARGES	3,600.00			LIABILITIES, RESERVES, AND SURPLUS	
SCHOOL, COUNTY, SPECIAL DISTRICT TAXES	1,476,105.14			Cash Liabilities	902,618.93
RESERVE FOR UNCOLLECTED TAXES	53,655.55			Reserves for Receivables	32,384.33
EXPENDITURES TOTAL	2,016,564.69			Surplus Dec. 31, 1981	806,218.31
				Total	1,741,221.57

0201

Population 1980 5,901
 Population 1981 6,044
 S & P Rating
 Moody Rating A

General Tax Rate Per \$100. 3.12
 State Equalized Tax Rate 2.36

ALLENDALE BOROUGH - BERGEN CO.

Form of Government:

Borough Council

Number of Members on Governing Body - 6

PER CAPITA:

Gross Debt 1,059.28
 Net Debt 769.11
 Debt Service 71.65
 Total Tax Levy 937.68
 Municipal Expenditures 495.05

PER CENT:

Gross Debt 3.12
 Net Debt 2.27
 Tax Levy Collected 97.10
 Tax Levy Cancelled, Abated or Adjusted .09

EXPENDITURES		REVENUES-REALIZED		1981 PROPERTY TAX	
GENERAL GOVERNMENT				STATE EQUALIZED TAX RATE	
Governing Body & Public Boards		1981 Property Taxes Collected	5,505,765.52	Local District School Taxes .89	2,093,744.50
Municipal Clerk		1981 Payments in Lieu of Taxes		Regional & Consolidated School Tax .02	1,474,197.12
Financial Administration	7,650.00	Delinquent Tax & Lien Collections	133,803.38	School Taxes in Municipal Budget	
Assessment of Taxes	21,900.00	Business Personalty Replacement Taxes	46,442.04	County Taxes .32	756,170.51
Collection of Taxes	30,000.00	Taxes from Public Utilities	809,167.00	County Library Taxes	
Planning, Housing & Development	23,100.00	Other Miscellaneous Tax Revenues		Local Municipal Purpose Taxes .53	1,251,678.66
Human Resources	6,636.00	State Aid Revenues	48,930.67	Veteran & Senior Citizen Taxes	32,200.00
Elections		Federal Aid Revenues		Total Taxes for Rate Computation 2.36	5,607,990.79
General Administration (other)	283,938.88	State and Local Fiscal Assistance Act Utilized	58,080.00	Special District Taxes	
JUDICIARY		State and Local Fiscal Assistance Act Utilized		Bank Corp. Taxes	7,026.82
Municipal Courts	9,235.00	Sale of Acquired Property	646,128.13	Added and Omitted Taxes	84,494.12
PUBLIC SAFETY		Other Miscellaneous Revenues	7,248,316.74	Total Taxes Levied - ABSTRACT	5,667,311.73
Fire Protection	51,778.19	Prior Years Surplus Appropriated	650,890.00	Total Taxes Billed	5,670,277.49
Police Protection	547,559.04	REVENUES TOTAL	7,859,206.74	1981 TAXES COLLECTED	5,505,765.52
Civil Defense & Disaster Control	1,000.00	Reserve For Uncollected Taxes	272,632.91	1981 Taxes Cancelled, Abated or Adjusted	5,145.67
Environmental Inspection & Control	20,355.00	CAPITAL OUTLAY TOTAL	523,204.79	Transfer to Tax Title Liens or Foreclosed	96.72
Other Public Safety				Balance Outstanding Dec. 31, 1981	159,271.58
PUBLIC WORKS				PRIOR YEARS TAXES OUTSTANDING	
Streets and Drainage	194,639.38	Public Enterprises		Balance January 1, 1981	133,815.46
Sewers and Sewage Processing	399,110.00	Recreation—Culture	99.00	Collected in 1981	133,803.58
Garbage and Trash Disposal	150,000.00	Public Works	47,487.68	Cancelled, Abated or Adjusted 1981	12.08
Public Buildings and Grounds	75,000.00	Buildings and Grounds	475,618.11	Transfers to Tax Title Liens or Foreclosed	
Other Public Works	10,382.00	Library and Education		Balance December 31, 1981	
HEALTH and WELFARE		Conservation		TAX TITLE LIENS OUTSTANDING	
Health Services Except Environmental	18,855.00	All Other		Balance January 1, 1981	1,822.54
Welfare-Public Assistance	3,000.00	CAPITAL DEBT AUTHORIZED, DECEMBER 31, 1981		Transfer From Taxes	96.72
Hospitals, Clinics, First Aid	2,184.00	ISSUED AND UNISSUED		Redeemed in 1981	
Animal, Insect, & Rodent Control		School	1,033,809	Cancelled, Abated or Adjusted (1981)	
Other Welfare Services		Self-liquidating	120,000	Transfers to Foreclosed Property	
RECREATION and CONSERVATION		Other	4,648,500	Balance December 31, 1981	1,919.26
Beaches and Boardwalks		Total	6,402,309	PROPERTY ACQUIRED BY DEED OR FORECLOSURE	
Parks, Playgrounds, Shade Trees	63,700.00	ISSUED AND OUTSTANDING		Balance January 1, 1981	4,900.00
Land Reclamation & Conservation		School	1,033,809.78	Transfers From Taxes or Liens	
Other Recreational Services	81,436.11	Self-Liquidating	120,000.00	Sale for Cash (1981)	
EDUCATION (excluding schools)		Other	4,577,500.00	Cancelled, Abated or Adjusted (1981)	
Libraries	87,000.00	Total	6,331,309.78	Balance December 31, 1981	4,900.00
Other Educational Services		EQUALIZED VALUATION BASIS		CURRENT FINANCES DECEMBER 31, 1981	
STATUTORY EXPENDITURES		FOR NET DEBT COMPUTATION	205,115,330	ASSETS	
Pensions & F. I. C. A.	138,933.96	REAL PROPERTY VALUATIONS		Cash Dec. 31, 1981	1,023,009.11
Employee Fringe Benefits	37,000.00	Code Class # of Parcels % VAL'N	ASSESSED VALUATION	Taxes Receivable	159,271.58
Other Statutory Expenditures	4,000.00	1 Vacant Land 173 3.36	5,582,100.00	Tax Title Liens	1,919.26
CETA And Other Public Employment Programs		2 Residential 1649 83.07	147,557,300.00	Foreclosed Property	4,900.00
MUNICIPAL FUNCTIONS		3 Farm 13 .53	543,700.00	Emergencies & Other Deferred Charges	
CAPITAL IMPROVEMENTS		4a Commercial 49 11.91	21,211,500.00	State and Federal Aid Receivable	1,829.32
DEBT SERVICE		4b Industrial 5 1.13	2,012,000.00	Other Receivables	
Principal Payments	155,000.00	4c Apartments		Total	1,190,929.27
Interest Payments	270,027.67	Total	178,106,600.00	LIABILITIES, RESERVES, AND SURPLUS	
DEFERRED CHARGES		Land Area 2.80 Sq. Miles		Cash Liabilities	282,422.60
SCHOOL, COUNTY, SPECIAL DISTRICT TAXES	4,324,112.13	Net Valuation Taxable-Municipal	179,019,308	Reserves for Receivables	100,090.64
RESERVE FOR UNCOLLECTED TAXES	272,632.91	Net Valuation Taxable-County	210,956,365	Surplus Dec. 31, 1981	742,415.83
EXPENDITURES		State Equalized Valuation	236,052,210	Total	1,190,929.27
TOTAL	7,316,165.27	State Equalization Ratio	75.75		

Population 1980 912
Population 1981 905
S & P Rating
Moody Rating

General Tax Rate Per \$100. 2.92
State Equalized Tax Rate 1.31

ALLENHURST BOROUGH – MONMOUTH CO.

Form of Government:

Commission (1911)

Number of Members on Governing Body – 3

PER CAPITA:

Gross Debt 561.68
Net Debt 434.70
Debt Service 53.30
Total Tax Levy 525.49
Municipal Expenditures 1,057.19

PER CENT:

Gross Debt 1.61
Net Debt 1.25
Tax Levy Collected 96.34
Tax Levy Cancelled, Abated or Adjusted

EXPENDITURES		REVENUES-REALIZED		1981 PROPERTY TAX	
GENERAL GOVERNMENT				STATE EQUALIZED TAX RATE → .16	
Governing Body & Public Boards		1981 Property Taxes Collected	446,436.51	Local District School Taxes	58,000.00
Municipal Clerk		1981 Payments in Lieu of Taxes		Regional & Consolidated School Tax	
Financial Administration	6,425.00	Delinquent Tax & Lien Collections	11,689.73	School Taxes in Municipal Budget	
Assessment of Taxes	1,550.00	Business Personalty Replacement Taxes	11,711.26	County Taxes	167,887.47
Collection of Taxes	450.00	Taxes from Public Utilities	153,510.00	County Library Taxes	8,245.93
Planning, Housing & Development	1,700.00	Other Miscellaneous Tax Revenues		Local Municipal Purpose Taxes	231,413.64
Human Resources		State Aid Revenues	7,675.26	Veteran & Senior Citizen Taxes	5,350.00
Elections	500.00	Federal Aid Revenues	9,464.30	Total Taxes for Rate Computation	466,897.04
General Administration (other)	162,724.48	State and Local Fiscal Assistance Act Utilized	19,000.00	Special District Taxes	
JUDICIARY		Sale of Acquired Property		Bank Corp. Taxes	12,023.94
Municipal Courts	4,700.00	Other Miscellaneous Revenues	400,553.66	Added and Omitted Taxes	
PUBLIC SAFETY		Total	1,060,160.76	Total Taxes Levied - ABSTRACT	475,510.98
Fire Protection	25,788.38	Prior Years Surplus Appropriated	65,000.00	Total Taxes Billed	463,414.42
Police Protection	260,952.99	REVENUES TOTAL	1,145,160.76	1981 TAXES COLLECTED	446,436.51
Civil Defense & Disaster Control	100.00	Reserve For Uncollected Taxes	22,129.02	1981 Taxes Cancelled, Abated or Adjusted	
Environmental Inspection & Control	1,450.00			Transfer to Tax Title Liens or Foreclosed	
Other Public Safety		CAPITAL OUTLAY TOTAL		Balance Outstanding Dec. 31, 1981	16,977.91
PUBLIC WORKS				PRIOR YEARS TAXES OUTSTANDING	
Streets and Drainage	64,630.70	Public Enterprises		Balance January 1, 1981	16,745.63
Sewers and Sewage Processing		Recreation—Culture		Collected in 1981	11,669.73
Garbage and Trash Disposal	47,971.69	Public Works		Cancelled, Abated or Adjusted 1981	
Public Buildings and Grounds	19,619.36	Buildings and Grounds		Transfers to Tax Title Liens or Foreclosed	
Other Public Works	2,679.92	Library and Education		Balance December 31, 1981	5,055.90
HEALTH and WELFARE		Conservation		TAX TITLE LIENS OUTSTANDING	
Health Services Except Environmental	2,050.00	All Other		Balance January 1, 1981	
Welfare-Public Assistance	200.00	CAPITAL DEBT AUTHORIZED, DECEMBER 31, 1981		Transfer From Taxes	
Hospitals, Clinics, First Aid	600.00	ISSUED AND UNISSUED		Redeemed in 1981	
Animal, Insect, & Rodent Control		School		Cancelled, Abated or Adjusted (1981)	
Other Welfare Services		Self-liquidating	239,000	Transfers to Foreclosed Property	
RECREATION and CONSERVATION		Other	269,323	Balance December 31, 1981	
Beaches and Boardwalks	150,895.56	Total	508,323	PROPERTY ACQUIRED BY DEED OR	
Parks, Playgrounds, Shade Trees	1,301.97			FORECLOSURE	
Land Reclamation & Conservation		ISSUED AND OUTSTANDING		Balance January 1, 1981	
Other Recreational Services	100.00	School		Transfers From Taxes or Liens	
EDUCATION (excluding schools)		Self-Liquidating	212,000.00	Sale for Cash (1981)	
Libraries		Other	182,715.58	Cancelled, Abated or Adjusted (1981)	
Other Educational Services		Total	394,715.58	Balance December 31, 1981	
STATUTORY EXPENDITURES		EQUALIZED VALUATION BASIS		CURRENT FINANCES DECEMBER 31, 1981	
Pensions & F. I. C. A.	74,540.17	FOR NET DEBT COMPUTATION	31,521,806	ASSETS	
Employee Fringe Benefits	16,979.92	REAL PROPERTY VALUATIONS		Cash Dec. 31, 1981	224,563.70
Other Statutory Expenditures	4,815.00	Code Class # of Parcels % VAL'N		Taxes Receivable	22,033.81
CETA And Other Public Employment Programs	18,240.00	1 Vacant Land 14 1.52		Tax Title Liens	
MUNICIPAL FUNCTIONS TOTAL	876,965.14	2 Residential 289 72.56		Foreclosed Property	
CAPITAL IMPROVEMENTS *MEMO*		3 Farm		Emergencies & Other Deferred Charges	15,740.86
DEBT SERVICE		4a Commercial 25 19.21		State and Federal Aid Receivable	
Principal Payments	36,500.00	4b Industrial 1 5.84		Other Receivables	100,758.97
Interest Payments	11,740.41	4c Apartments 4 .87		Total	363,497.34
DEFERRED CHARGES	5,419.01	Total 333		LIABILITIES, RESERVES, AND SURPLUS	
SCHOOL, COUNTY, SPECIAL DISTRICT TAXES	232,133.40	Land Area .30 Sq. Miles		Cash Liabilities	137,586.40
RESERVE FOR UNCOLLECTED TAXES	22,129.02	Net Valuation Taxable-Municipal	15,858,291	Reserves for Receivables	115,898.71
EXPENDITURES TOTAL	1,186,886.98	Net Valuation Taxable-County	31,583,814	Surplus Dec. 31, 1981	110,012.23
		State Equalized Valuation	35,151,661	Total	363,497.34
		State Equalization Ratio	44.78		

Population 1980 1,962
 Population 1981 1,947
 S & P Rating
 Moody Rating

General Tax Rate Per \$100.
 4.32
 State Equalized Tax Rate
 2.97

ALLETOWN BOROUGH - MONMOUTH CO.

Form of Government:

Borough Council

Number of Members on Governing Body - 6

PER CAPITA: PER CENT:
 Gross Debt 1,582.58 Gross Debt 10.57
 Net Debt 326.16 Net Debt 2.18
 Debt Service 5.19 Tax Levy Collected 90.12
 Total Tax Levy 496.56 Tax Levy Cancelled, Abated
 Municipal Expenditures 249.79 or Adjusted

EXPENDITURES		REVENUES-REALIZED		1981 PROPERTY TAX	
GENERAL GOVERNMENT				STATE EQUALIZED TAX RATE	
Governing Body & Public Boards		1981 Property Taxes Collected	924,038.12	Local District School Taxes	
Municipal Clerk		1981 Payments in Lieu of Taxes		Regional & Consolidated School Tax	1.05
Financial Administration	9,424.29	Delinquent Tax & Lien Collections	31,057.23	School Taxes in Municipal Budget	
Assessment of Taxes	6,420.00	Business Personalty Replacement Taxes	7,156.44	County Taxes	.50
Collection of Taxes	6,317.00	Taxes from Public Utilities	73,802.00	County Library Taxes	.02
Planning, Housing & Development	4,092.00	Other Miscellaneous Tax Revenues		Local Municipal Purpose Taxes	.60
Human Resources	100.00	State Aid Revenues	28,814.74	Veteran & Senior Citizen Taxes	
Elections	1,980.00	Federal Aid Revenues	2,616.76	Total Taxes for Rate Computation	2.97
General Administration (other)	65,419.00	State and Local Fiscal Assistance Act Utilized	12,327.88	Special District Taxes	
JUDICIARY		Sale of Acquired Property		Bank Corp. Taxes	5,481.50
Municipal Courts	17,513.00	Other Miscellaneous Revenues	90,911.56	Added and Omitted Taxes	247.49
PUBLIC SAFETY		Total	1,178,964.73	Total Taxes Levied - ABSTRACT	566,605.20
Fire Protection	21,975.00	Prior Years Surplus Appropriated	113,633.00	Total Taxes Billed	561,323.70
Police Protection	110,397.00	REVENUES TOTAL	1,292,557.73	1981 TAXES COLLECTED	524,038.12
Civil Defense & Disaster Control	300.00	Reserve For Uncollected Taxes	91,519.47	1981 Taxes Cancelled, Abated or Adjusted	
Environmental Inspection & Control	8,810.00	CAPITAL OUTLAY TOTAL	142,248.34	Transfer to Tax Title Liens or Foreclosed	4,531.68
Other Public Safety				Balance Outstanding Dec. 31, 1981	32,753.50
PUBLIC WORKS				PRIOR YEARS TAXES OUTSTANDING	
Streets and Drainage	23,483.71	Public Enterprises	7,670.66	Balance January 1, 1981	30,726.35
Sewers and Sewage Processing		Recreation—Culture	58,239.20	Collected in 1981	29,060.55
Garbage and Trash Disposal	28,181.32	Public Works	76,338.48	Cancelled, Abated or Adjusted 1981	
Public Buildings and Grounds	11,010.00	Buildings and Grounds		Transfers to Tax Title Liens or Foreclosed	1,662.78
Other Public Works		Library and Education		Balance December 31, 1981	3.02
HEALTH and WELFARE		Conservation		TAX TITLE LIENS OUTSTANDING	
Health Services Except Environmental	50.00	All Other		Balance January 1, 1981	8,463.55
Welfare-Public Assistance	3,241.00	CAPITAL DEBT AUTHORIZED, DECEMBER 31, 1981		Transfer From Taxes	6,502.05
Hospitals, Clinics, First Aid		ISSUED AND UNISSUED GROSS DEBT NET DEBT		Redeemed in 1981	1,990.68
Animal, Insect, & Rodent Control		School 498,988		Cancelled, Abated or Adjusted (1981)	
Other Welfare Services		Self-liquidating 1,347,092	214,869	Transfers to Foreclosed Property	
RECREATION and CONSERVATION		Other 1,235,200	420,173	Balance December 31, 1981	12,969.32
Beaches and Boardwalks		Total 3,081,281	635,042	PROPERTY ACQUIRED BY DEED OR FORECLOSURE	
Parks, Playgrounds, Shade Trees	300.00	ISSUED AND OUTSTANDING		Balance January 1, 1981	8,700.00
Land Reclamation & Conservation	6,695.00	School 44,028.39		Transfers From Taxes or Liens	
Other Recreational Services	6,150.00	Self-Liquidating 1,107,115.27		Sale for Cash (1981)	
EDUCATION (excluding schools)		Other 1,022,200.00		Cancelled, Abated or Adjusted (1981)	
Libraries	4,100.00	Total 2,173,343.66		Balance December 31, 1981	8,700.00
Other Educational Services		EQUALIZED VALUATION BASIS FOR NET DEBT COMPUTATION	29,162,014	CURRENT FINANCES DECEMBER 31, 1981	
STATUTORY EXPENDITURES		REAL PROPERTY VALUATIONS		ASSETS	
Pensions & F. I. C. A.	15,000.00	Code Class # of Parcels % VAL'N		Cash Dec. 31, 1981	270,885.50
Employee Fringe Benefits	6,125.00	1 Vacant Land 29 .74	160,000.00	Taxes Receivable	32,756.92
Other Statutory Expenditures		2 Residential 527 84.68	18,378,150.00	Tax Title Liens	12,969.32
CETA And Other Public Employment Programs	1,920.00	3 Farm 5 .11	22,550.00	Foreclosed Property	8,700.00
MUNICIPAL FUNCTIONS TOTAL	367,015.32	4a Commercial 37 9.98	2,165,000.00	Emergencies & Other Deferred Charges	
CAPITAL IMPROVEMENTS *MEMU*		4b Industrial		State and Federal Aid Receivable	310.36
DEBT SERVICE		4c Apartments 2 4.50	977,300.00	Other Receivables	8,426.57
Principal Payments	3,000.00	Total 600	21,703,000.00	Total	334,051.07
Interest Payments	1,098.00	Land Area .60 Sq Miles		LIABILITIES, RESERVES, AND SURPLUS	
DEFERRED CHARGES	17,700.00	Net Valuation Taxable-Municipal	22,267,375	Cash Liabilities	36,583.51
SCHOOL, COUNTY, SPECIAL DISTRICT TAXES	765,070.21	Net Valuation Taxable-County	29,551,694	Reserves for Receivables	62,854.81
RESERVE FOR UNCOLLECTED TAXES	91,519.47	State Equalized Valuation	32,141,561	Surplus Dec. 31, 1981	234,612.75
EXPENDITURES TOTAL	1,251,409.00	State Equalization Ratio	68.73	Total	334,051.07

Population 1980 2,680
 Population 1981 2,710
 S & P Rating
 Moody Rating

General Tax Rate Per \$100.

4.05

State Equalized Tax Rate

2.22

ALLOWAY TOWNSHIP - SALEM COUNTY**Form of Government:****Township Committee****Number of Members on Governing Body - 3****PER CAPITAL:**

Gross Debt 77.49
 Net Debt 18.45
 Debt Service
 Total Tax Levy 389.70
 Municipal Expenditures 209.24

PER CENT:

Gross Debt .51
 Net Debt .12
 Tax Levy Collected 87.65
 Tax Levy Cancelled, Abated or Adjusted .17

EXPENDITURES		REVENUES-REALIZED		1981 PROPERTY TAX	
GENERAL GOVERNMENT				STATE EQUALIZED TAX RATE →	
Governing Body & Public Boards		1981 Property Taxes Collected	524,562.03	Local District School Taxes 1.42	666,528.25
Municipal Clerk		1981 Payments in Lieu of Taxes		Regional & Consolidated School Tax	
Financial Administration	9,500.00	Delinquent Tax & Lien Collections	124,141.02	School Taxes in Municipal Budget	
Assessment of Taxes	4,000.00	Business Personalty Replacement Taxes	29,017.88	County Taxes .80	377,955.45
Collection of Taxes	9,300.00	Taxes from Public Utilities	211,357.00	County Library Taxes	
Planning, Housing & Development	6,200.00	Other Miscellaneous Tax Revenues	75,000.00	Local Municipal Purpose Taxes	
Human Resources		State Aid Revenues	17,858.46	Veteran & Senior Citizen Taxes	35,000.00
Elections	550.00	Federal Aid Revenues		Total Taxes for Rate Computation 2.22	1,079,483.70
General Administration (other)	63,560.00	State and Local Fiscal Assistance Act Utilized	22,568.12	Special District Taxes	
JUDICIARY		Sale of Acquired Property		Bank Corp. Taxes	3,148.87
Municipal Courts	9,686.90	Other Miscellaneous Revenues	46,915.68	Added and Omitted Taxes	8,444.25
PUBLIC SAFETY		Total	1,452,300.19	Total Taxes Levied - ABSTRACT	1,056,076.82
Fire Protection	11,200.00	Prior Years Surplus Appropriated	102,022.78	Total Taxes Billed	1,055,273.59
Police Protection	22,450.00	REVENUES TOTAL	1,554,322.97	1981 TAXES COLLECTED	924,962.03
Civil Defense & Disaster Control	1,500.00	Reserve For Uncollected Taxes	144,750.00	1981 Taxes Cancelled, Abated or Adjusted	1,778.46
Environmental Inspection & Control	6,900.00	CAPITAL OUTLAY TOTAL	52,882.00	Transfer to Tax Title Liens or Foreclosed	9,858.80
Other Public Safety				Balance Outstanding Dec. 31, 1981	118,674.30
PUBLIC WORKS				PRIOR YEARS TAXES OUTSTANDING	
Streets and Drainage	233,500.00	Public Enterprises		Balance January 1, 1981	120,068.44
Sewers and Sewage Processing		Recreation—Culture		Collected in 1981	113,503.31
Garbage and Trash Disposal	800.00	Public Works		Cancelled, Abated or Adjusted 1981	
Public Buildings and Grounds	18,825.00	Buildings and Grounds	52,882.00	Transfers to Tax Title Liens or Foreclosed	4,017.56
Other Public Works		Library and Education		Balance December 31, 1981	2,547.17
HEALTH AND WELFARE		Conservation		TAX TITLE LIENS OUTSTANDING	
Health Services Except Environmental	960.00	All Other		Balance January 1, 1981	22,261.04
Welfare-Public Assistance	7,120.00	CAPITAL DEBT AUTHORIZED, DECEMBER 31, 1981		Transfer From Taxes	14,591.32
Hospitals, Clinics, First Aid	1,300.00	ISSUED AND UNISSUED GROSS DEBT NET DEBT		Redeemed in 1981	10,637.71
Animal, Insect, & Rodent Control	2,035.00	School 160,000		Cancelled, Abated or Adjusted (1981)	
Other Welfare Services		Self-liquidating		Transfers to Foreclosed Property	8,724.09
RECREATION and CONSERVATION		Other 50,000	50,000	Balance December 31, 1981	17,490.56
Beaches and Boardwalks		Total 210,000	50,000	PROPERTY ACQUIRED BY DEED OR FORECLOSURE	
Parks, Playgrounds, Shade Trees	1,800.00	ISSUED AND OUTSTANDING		Balance January 1, 1981	163,775.51
Land Reclamation & Conservation		School 160,000.00		Transfers From Taxes or Liens	8,724.09
Other Recreational Services	5.00	Self-liquidating		Sale for Cash (1981)	
EDUCATION (excluding schools)		Other 50,000.00		Cancelled, Abated or Adjusted (1981)	
Libraries		Total 210,000.00		Balance December 31, 1981	172,500.00
Other Educational Services	300.00	EQUALIZED VALUATION BASIS		CURRENT FINANCES DECEMBER 31, 1981	
STATUTORY EXPENDITURES		FOR NET DEBT COMPUTATION	41,163,463	ASSETS	
Pensions & F. I. C. A.	8,117.64	REAL PROPERTY VALUATIONS		Cash Dec. 31, 1981	371,564.01
Employee Fringe Benefits	1,800.00	Code Class # of Parcels % VAL'N		Taxes Receivable	121,221.47
Other Statutory Expenditures	878.03	1 Vacant Land 589 7.27	1,850,000.00	Tax Title Liens	17,490.56
CETA And Other Public Employment Programs		2 Residential 728 63.89	16,258,180.00	Foreclosed Property	172,500.00
MUNICIPAL FUNCTIONS TOTAL	422,287.57	3 Farm 539 25.12	6,352,100.00	Emergencies & Other Deferred Charges	632.57
CAPITAL IMPROVEMENTS *MEMO*		4a Commercial 28 3.72	945,800.00	State and Federal Aid Receivable	22,843.59
DEBT SERVICE		4b Industrial		Other Receivables	910.54
Principal Payments		4c Apartments		Total	707,163.14
Interest Payments		Total 1884	25,446,080.00	LIABILITIES, RESERVES, AND SURPLUS	
DEFERRED CHARGES		Land Area 34.35 Sq. Miles		Cash Liabilities	91,141.88
SCHOOL, COUNTY, SPECIAL DISTRICT TAXES	1,044,483.70	Net Valuation Taxable-Municipal	25,836,838	Reserves for Receivables	312,122.57
RESERVE FOR UNCOLLECTED TAXES	144,750.00	Net Valuation Taxable-County	44,155,675	Surplus Dec. 31, 1981	303,898.69
EXPENDITURES TOTAL	1,611,521.27	State Equalized Valuation	46,745,075	Total	707,163.14
		State Equalization Ratio	54.89		

Population 1980 2,644
 Population 1981 2,677
 S & P Rating
 Moody Rating

General Tax Rate Per \$100.

2.11

State Equalized Tax Rate

2.08

ALPHA BOROUGH - WARREN COUNTY**Form of Government:****Borough Council****Number of Members on Governing Body - 6**

Gross Debt 445.27
 Net Debt 22.08
 Debt Service 4.73
 Total Tax Levy 354.07
 Municipal Expenditures 177.75

Gross Debt 3.00
 Net Debt .15
 Tax Levy Collected 95.50
 Tax Levy Cancelled, Abated or Adjusted .83

EXPENDITURES		REVENUES-REALIZED		1981 PROPERTY TAX	
GENERAL GOVERNMENT				STATE EQUALIZED TAX RATE	
Governing Body & Public Boards		1981 Property Taxes Collected	502,605.04	Local District School Taxes 1.29	585,585.00
Municipal Clerk		1981 Payments in Lieu of Taxes		Regional & Consolidated School Tax	
Financial Administration	7,900.00	Delinquent Tax & Lien Collections	20,253.49	School Taxes in Municipal Budget	
Assessment of Taxes	5,100.00	Business Personalty Replacement Taxes	32,495.36	County Taxes .50 *	226,723.90
Collection of Taxes	4,650.00	Taxes from Public Utilities	109,316.00	County Library Taxes	
Planning, Housing & Development	9,865.00	Other Miscellaneous Tax Revenues		Local Municipal Purpose Taxes .29	130,247.77
Human Resources		State Aid Revenues	19,347.86	Veteran & Senior Citizen Taxes	38,850.00
Elections	550.00	Federal Aid Revenues		Total Taxes for Rate Computation 2.08	981,406.67
General Administration (other)	75,750.61	State and Local Fiscal Assistance Act Utilized	15,263.00	Special District Taxes	
JUDICIARY		Sale of Acquired Property		Bank Corp. Taxes	3,162.23
Municipal Courts	5,000.00	Other Miscellaneous Revenues	118,354.06	Added and Omitted Taxes	2,138.82
PUBLIC SAFETY		Total	1,217,678.81	Total Taxes Levied - ABSTRACT	947,857.72
Fire Protection	15,067.06	Prior Years Surplus Appropriated	141,000.00	Total Taxes Billed	945,152.51
Police Protection	83,122.48	REVENUES TOTAL	1,358,678.81	1981 TAXES COLLECTED	902,609.04
Civil Defense & Disaster Control	5.00	Reserve For Uncollected Taxes	93,405.48	1981 Taxes Cancelled, Abated or Adjusted	7,819.81
Environmental Inspection & Control		CAPITAL OUTLAY TOTAL	30,856.89	Transfer to Tax Title Liens or Foreclosed	1,580.17
Other Public Safety				Balance Outstanding Dec. 31, 1981	33,143.49
PUBLIC WORKS				PRIOR YEARS TAXES OUTSTANDING	
Streets and Drainage	52,652.18	Public Enterprises		Balance January 1, 1981	17,110.94
Sewers and Sewage Processing		Recreation—Culture		Collected in 1981	16,988.02
Garbage and Trash Disposal	54,634.00	Public Works	30,856.89	Cancelled, Abated or Adjusted 1981	
Public Buildings and Grounds	12,304.70	Buildings and Grounds		Transfers to Tax Title Liens or Foreclosed	26.46
Other Public Works	3,543.49	Library and Education		Balance December 31, 1981	96.46
HEALTH and WELFARE		Conservation		TAX TITLE LIENS OUTSTANDING	
Health Services Except Environmental	700.00	All Other		Balance January 1, 1981	7,342.82
Welfare-Public Assistance	400.00	CAPITAL DEBT AUTHORIZED, DECEMBER 31, 1981		Transfer From Taxes	1,632.62
Hospitals, Clinics, First Aid		ISSUED AND UNISSUED		Redeemed in 1981	3,265.47
Animal, Insect, & Rodent Control		SCHOOL	140,000	Cancelled, Abated or Adjusted (1981)	
Other Welfare Services		Self-Liquidating	1,014,000	Transfers to Foreclosed Property	
RECREATION and CONSERVATION		Other	38,000	Balance December 31, 1981	5,709.97
Beaches and Boardwalks		Total	1,192,000	PROPERTY ACQUIRED BY DEED OR FORECLOSURE	
Parks, Playgrounds, Shade Trees		ISSUED AND OUTSTANDING		Balance January 1, 1981	192.50
Land Reclamation & Conservation		SCHOOL	140,000.00	Transfers From Taxes or Liens	
Other Recreational Services		Self-Liquidating	429,000.00	Sale for Cash (1981)	
EDUCATION (excluding schools)		Other	38,000.00	Cancelled, Abated or Adjusted (1981)	
Libraries	6,300.00	Total	607,000.00	Balance December 31, 1981	192.50
Other Educational Services		EQUALIZED VALUATION BASIS		CURRENT FINANCES DECEMBER 31, 1981	
STATUTORY EXPENDITURES		FOR NET DEBT COMPUTATION	39,757,809	ASSETS	
Pensions & F. I. C. A.	22,502.21	REAL PROPERTY VALUATIONS		Cash Dec. 31, 1981	701,335.22
Employee Fringe Benefits		Code Class # of Parcels % VAL'N		Taxes Receivable	33,239.55
Other Statutory Expenditures	1,600.00	1 Vacant Land 106 2.15	555,100.00	Tax Title Liens	5,709.97
CETA And Other Public Employment Programs		2 Residential 731 75.01	33,336,600.00	Foreclosed Property	192.50
MUNICIPAL FUNCTIONS TOTAL	365,696.73	3 Farm 13 1.19	529,400.00	Emergencies & Other Deferred Charges	17,562.83
CAPITAL IMPROVEMENTS *MEMO*	1,000.00	4a Commercial 47 8.48	3,767,200.00	State and Federal Aid Receivable	4,345.09
DEBT SERVICE		4b Industrial 14 8.46	3,759,900.00	Other Receivables	13,899.54
Principal Payments	9,282.00	4c Apartments 5 4.71	2,092,100.00	Total	776,285.10
Interest Payments	3,382.52	Total 916	44,440,300.00	LIABILITIES, RESERVES, AND SURPLUS	
DEFERRED CHARGES	4,080.00	Land Area 1.70 Sq. Miles		Cash Liabilities	472,602.66
SCHOOL, COUNTY, SPECIAL DISTRICT TAXES	312,308.90	Net Valuation Taxable-Municipal	44,692,592	Reserves for Receivables	53,041.56
RESERVE FOR UNCOLLECTED TAXES	93,405.48	Net Valuation Taxable-County	44,517,625	Surplus Dec. 31, 1981	250,640.48
EXPENDITURES TOTAL	1,288,155.63	State Equalized Valuation	45,380,488	Total	776,285.10
		State Equalization Ratio	98.48		

Population 1980 1,549
 Population 1981 1,558
 S & P Rating
 Moody Rating

General Tax Rate Per \$100. 2.74
 State Equalized Tax Rate 1.20

ALPINE BOROUGH - BERGEN COUNTY
Form of Government:
Borough Council
Number of Members on Governing Body - 6

PER CAPITA:
 Gross Debt 151.64
 Net Debt 45.73
 Debt Service
 Total Tax Levy 1,211.38
 Municipal Expenditures 565.74

PER CENT:
 Gross Debt .18
 Net Debt .05
 Tax Levy Collected 95.04
 Tax Levy Cancelled, Abated or Adjusted

EXPENDITURES		REVENUES-REALIZED		1981 PROPERTY TAX	
GENERAL GOVERNMENT				STATE EQUALIZED TAX RATE	
Governing Body & Public Boards		1981 Property Taxes Collected	1,795,779.56	Local District School Taxes .65	1,008,109.00
Municipal Clerk		1981 Payments in Lieu of Taxes		Regional & Consolidated School Tax	
Financial Administration	6,909.44	Delinquent Tax & Lien Collections	134,296.17	School Taxes in Municipal Budget	
Assessment of Taxes	7,225.84	Business Personalty Replacement Taxes	14,812.48	County Taxes .29	445,724.60
Collection of Taxes	5,798.40	Taxes from Public Utilities	241,783.00	County Library Taxes	
Planning, Housing & Development	8,300.00	Other Miscellaneous Tax Revenues		Local Municipal Purpose Taxes .27	425,246.93
Human Resources		State Aid Revenues	20,309.32	Veteran & Senior Citizen Taxes	8,850.00
Elections	725.00	Federal Aid Revenues		Total Taxes for Rate Computation 1.21	1,887,930.53
General Administration (other)	77,799.77	State and Local Fiscal Assistance Act Utilized	13,000.00	Special District Taxes	
JUDICIARY		State and Local Fiscal Assistance Act Utilized		Bank Corp. Taxes	
Municipal Courts	7,233.18	Sale of Acquired Property		Added and Omitted Taxes	8,254.55
PUBLIC SAFETY		Other Miscellaneous Revenues	182,624.14	Total Taxes Levied - ABSTRACT	1,867,335.08
Fire Protection	35,190.00	Total	2,402,604.67	Total Taxes Billed	1,889,480.40
Police Protection	345,458.00	Prior Years Surplus Appropriated	79,233.00	1981 TAXES COLLECTED	1,795,779.56
Civil Defense & Disaster Control		REVENUES TOTAL	2,481,837.67	1981 Taxes Cancelled, Abated or Adjusted	
Environmental Inspection & Control	12,150.00	Reserve For Uncollected Taxes	158,051.40	Transfer to Tax Title Liens or Foreclosed	605.54
Other Public Safety		CAPITAL OUTLAY TOTAL	73,389.08	Balance Outstanding Dec. 31, 1981	93,095.30
PUBLIC WORKS				PRIOR YEARS TAXES OUTSTANDING	
Streets and Drainage	54,550.00	Public Enterprises		Balance January 1, 1981	67,196.70
Sewers and Sewage Processing		Recreation—Culture		Collected in 1981	66,500.48
Garbage and Trash Disposal		Public Works	73,389.08	Cancelled, Abated or Adjusted 1981	
Public Buildings and Grounds	16,413.00	Buildings and Grounds		Transfers to Tax Title Liens or Foreclosed	561.34
Other Public Works	7,625.00	Library and Education		Balance December 31, 1981	134.88
HEALTH and WELFARE		Conservation		TAX TITLE LIENS OUTSTANDING	
Health Services Except Environmental	12,825.64	All Other		Balance January 1, 1981	67,795.69
Welfare-Public Assistance	700.00	CAPITAL DEBT AUTHORIZED, DECEMBER 31, 1981		Transfer From Taxes	1,263.35
Hospitals, Clinics, First Aid		ISSUED AND UNISSUED GROSS DEBT		Redeemed in 1981	67,795.69
Animal, Insect, & Rodent Control	19,567.84	School 165,000		Cancelled, Abated or Adjusted (1981)	
Other Welfare Services		Self-liquidating 71,250	71,250	Transfers to Foreclosed Property	
RECREATION and CONSERVATION		Other 236,250	71,250	Balance December 31, 1981	1,263.35
Beaches and Boardwalks		Total		PROPERTY ACQUIRED BY DEED OR FORECLOSURE	
Parks, Playgrounds, Shade Trees		ISSUED AND OUTSTANDING		Balance January 1, 1981	
Land Reclamation & Conservation	1,017.55	School 165,000.00		Transfers From Taxes or Liens	
Other Recreational Services	1,855.00	Self-liquidating		Sale for Cash (1981)	
EDUCATION (excluding schools)		Other		Cancelled, Abated or Adjusted (1981)	
Libraries		Total	165,000.00	Balance December 31, 1981	
Other Educational Services		EQUALIZED VALUATION BASIS		CURRENT FINANCES DECEMBER 31, 1981	
STATUTORY EXPENDITURES		FOR NET DEBT COMPUTATION	130,957,688	ASSETS	
Pensions & F. I. C. A.	64,217.97	REAL PROPERTY VALUATIONS		Cash Dec. 31, 1981	888,184.19
Employee Fringe Benefits	15,205.00	Code Class # of Parcels % VAL'N		Taxes Receivable	93,230.18
Other Statutory Expenditures	1,000.00	1 Vacant Land 93 8.23	5,629,300.00	Tax Title Liens	1,263.35
CETA And Other Public Employment Programs		2 Residential 450 84.23	57,616,475.00	Foreclosed Property	
MUNICIPAL FUNCTIONS TOTAL	702,366.63	3 Farm		Emergencies & Other Deferred Charges	16,830.38
CAPITAL IMPROVEMENTS *MEMO*		4a Commercial 25 7.54	5,159,350.00	State and Federal Aid Receivable	430.00
DEBT SERVICE		4b Industrial		Other Receivables	60,344.57
Principal Payments		4c Apartments		Total	1,060,282.67
Interest Payments		Total 568	68,405,125.00	LIABILITIES, RESERVES, AND SURPLUS	
DEFERRED CHARGES	21,011.01	Land Area 6.20 Sq. Miles		Cash Liabilities	208,058.62
SCHOOL, COUNTY, SPECIAL DISTRICT TAXES	1,453,833.60	Net Valuation Taxable-Municipal	68,657,877	Reserves for Receivables	154,838.10
RESERVE FOR UNCOLLECTED TAXES	158,051.40	Net Valuation Taxable-County	132,930,135	Surplus Dec. 31, 1981	697,385.95
EXPENDITURES TOTAL	2,335,262.64	State Equalized Valuation	155,866,407	Total	1,060,282.67
		State Equalization Ratio	43.96		

Population 1980 892
Population 1981 901
S & P Rating
Moody Rating

General Tax Rate Per \$100.

2.78

State Equalized Tax Rate

2.24

ANDOVER BOROUGH - SUSSEX COUNTY**Form of Government:****Borough Council****Number of Members on Governing Body - 6****PER CAPITA:**

Gross Debt 79.07

Net Debt 3.33

Debt Service

Total Tax Levy 406.11

Municipal Expenditures 195.28

PER CENT:

Gross Debt .50

Net Debt .02

Tax Levy Collected 88.89

Tax Levy Cancelled, Abated

or Adjusted 4.31

EXPENDITURES		REVENUES-REALIZED		1981 PROPERTY TAX	
GENERAL GOVERNMENT				STATE EQUALIZED TAX RATE	
Governing Body & Public Boards		1981 Property Taxes Collected	323,289.96	Local District School Taxes	
Municipal Clerk	4,912.34	1981 Payments in Lieu of Taxes		Regional & Consolidated School Tax 1.61	260,502.98
Financial Administration	3,131.00	Delinquent Tax & Lien Collections	17,408.06	School Taxes in Municipal Budget	
Assessment of Taxes	3,956.68	Business Personalty Replacement Taxes	12,634.40	County Taxes .59 *	50,394.78
Collection of Taxes	4,724.33	Taxes from Public Utilities	71,741.00	County Library Taxes .03	5,187.70
Planning, Housing & Development		Other Miscellaneous Tax Revenues		Local Municipal Purpose Taxes	
Human Resources		State Aid Revenues	5,629.08	Veteran & Senior Citizen Taxes	5,500.00
Elections		Federal Aid Revenues		Total Taxes for Rate Computation 2.23	367,585.46
General Administration (other)	27,510.31	State and Local Fiscal Assistance Act Utilized	6,207.00	Special District Taxes	
JUDICIARY		Sale of Acquired Property		Bank Corp. Taxes	2,216.58
Municipal Courts	3,903.72	Other Miscellaneous Revenues	57,232.64	Added and Omitted Taxes	1,602.86
PUBLIC SAFETY		Total	494,142.14	Total Taxes Levied - ABSTRACT	365,904.90
Fire Protection	20,724.85	Prior Years Surplus Appropriated	100,000.00	Total Taxes Billed	363,686.32
Police Protection	8,659.44	REVENUES TOTAL	594,142.14	1981 TAXES COLLECTED	323,289.96
Civil Defense & Disaster Control	260.00	Reserve For Uncollected Taxes	41,606.26	1981 Taxes Cancelled, Abated or Adjusted	
Environmental Inspection & Control	2,737.98	CAPITAL OUTLAY TOTAL	112,592.65	Transfer to Tax Title Liens or Foreclosed	
Other Public Safety				Balance Outstanding Dec. 31, 1981	40,398.36
PUBLIC WORKS				PRIOR YEARS TAXES OUTSTANDING	
Streets and Drainage	17,930.84	Public Enterprises		Balance January 1, 1981	25,099.11
Sewers and Sewage Processing		Recreation—Culture	750.95	Collected in 1981	17,408.06
Garbage and Trash Disposal	2,500.00	Public Works	104,141.70	Cancelled, Abated or Adjusted 1981	
Public Buildings and Grounds	7,951.07	Buildings and Grounds	7,500.00	Transfers to Tax Title Liens or Foreclosed	
Other Public Works		Library and Education		Balance December 31, 1981	7,691.05
HEALTH and WELFARE		Conservation		TAX TITLE LIENS OUTSTANDING	
Health Services Except Environmental	4,115.00	All Other		Balance January 1, 1981	
Welfare-Public Assistance	875.76	CAPITAL DEBT AUTHORIZED, DECEMBER 31, 1981		Transfer From Taxes	
Hospitals, Clinics, First Aid	300.00	ISSUED AND UNISSUED		Redeemed in 1981	
Animal, Insect, & Rodent Control	1,250.00	School	68,244	Cancelled, Abated or Adjusted (1981)	
Other Welfare Services		Self-liquidating		Transfers to Foreclosed Property	
RECREATION and CONSERVATION		Other	3,000	Balance December 31, 1981	
Beaches and Boardwalks		Total	71,244	PROPERTY ACQUIRED BY DEED OR FORECLOSURE	
Parks, Playgrounds, Shade Trees	4,354.81	ISSUED AND OUTSTANDING		Balance January 1, 1981	
Land Reclamation & Conservation		School	25,067.09	Transfers From Taxes or Liens	
Other Recreational Services	1,050.00	Self-liquidating		Sale for Cash (1981)	
EDUCATION (excluding schools)		Other		Cancelled, Abated or Adjusted (1981)	
Libraries		Total	25,067.09	Balance December 31, 1981	
Other Educational Services		EQUALIZED VALUATION BASIS		CURRENT FINANCES DECEMBER 31, 1981	
STATUTORY EXPENDITURES		FOR NET DEBT COMPUTATION	14,264,414	ASSETS	
Pensions & F. I. C. A.	3,837.41	REAL PROPERTY VALUATIONS		Cash Dec. 31, 1981	274,034.33
Employee Fringe Benefits		Code Class # of Parcels % VAL'N		Taxes Receivable	46,089.41
Other Statutory Expenditures	476.65	1 Vacant Land 47 2.43	308,600.00	Tax Title Liens	
CETA And Other Public Employment Programs		2 Residential 189 63.73	8,100,530.00	Foreclosed Property	
MUNICIPAL FUNCTIONS TOTAL	125,282.19	3 Farm 21 3.34	424,500.00	Emergencies & Other Deferred Charges	8,302.60
CAPITAL IMPROVEMENTS *MEMO*	2,775.00	4a Commercial 44 25.30	3,216,200.00	State and Federal Aid Receivable	
DEBT SERVICE		4b Industrial 3 2.59	329,300.00	Other Receivables	1,003.52
Principal Payments		4c Apartments 2 2.60	331,000.00	Total	331,509.86
Interest Payments		Total 306	12,710,130.00	LIABILITIES, RESERVES, AND SURPLUS	
DEFERRED CHARGES	9,057.22	Land Area 1.40 Sq. Miles		Cash Liabilities	53,664.74
SCHOOL, COUNTY, SPECIAL DISTRICT TAXES	362,085.46	Net Valuation Taxable-Municipal	13,044,323	Reserves for Receivables	49,172.93
RESERVE FOR UNCOLLECTED TAXES	41,606.26	Net Valuation Taxable-County	16,075,564	Surplus Dec. 31, 1981	228,672.19
EXPENDITURES TOTAL	538,031.13	State Equalized Valuation	16,131,661	Total	331,509.86
		State Equalization Ratio	80.46		

1902

Population 1980 4,506
 Population 1981 4,587
 S & P Rating
 Moody Rating

General Tax Rate Per \$100. 0.06
 State Equalized Tax Rate 2.28

ANDOVER TOWNSHIP - SUSSEX COUNTY**Form of Government:****Township Committee****Number of Members on Governing Body - 5****PER CAPITA:**

Gross Debt 294.86
 Net Debt 185.70
 Debt Service 17.06
 Total Tax Levy 609.41
 Municipal Expenditures 245.10

PER CENT:

Gross Debt 1.29
 Net Debt .81
 Tax Levy Collected 93.33
 Tax Levy Cancelled, Abated or Adjusted .56

EXPENDITURES		REVENUES-REALIZED		1981 PROPERTY TAX	
GENERAL GOVERNMENT				STATE EQUALIZED TAX RATE →	
Governing Body & Public Boards		1981 Property Taxes Collected	2,610,833.44	Local District School Taxes	
Municipal Clerk		1981 Payments in Lieu of Taxes		Regional & Consolidated School Tax 1.50	1,829,900.02
Financial Administration	9,425.00	Delinquent Tax & Lien Collections	144,753.54	School Taxes in Municipal Budget	
Assessment of Taxes	18,100.00	Business Personalty Replacement Taxes	62,434.28	County Taxes .53 *	640,457.06
Collection of Taxes	14,105.00	Taxes from Public Utilities	208,345.00	County Library Taxes .03	34,139.37
Planning, Housing & Development	35,915.00	Other Miscellaneous Tax Revenues		Local Municipal Purpose Taxes .22	270,145.00
Human Resources		State Aid Revenues	22,651.16	Veteran & Senior Citizen Taxes	29,100.00
Elections		Federal Aid Revenues		Total Taxes for Rate Computation 2.28	2,803,747.45
General Administration (other)	167,150.00	State and Local Fiscal Assistance Act Utilized	62,848.00	Special District Taxes	
JUDICIARY		Sale of Acquired Property		Bank Corp. Taxes	2,002.67
Municipal Courts	12,700.00	Other Miscellaneous Revenues	160,434.81	Added and Omitted Taxes	18,703.76
PUBLIC SAFETY		Total	3,272,300.63	Total Taxes Levied - ABSTRACT	2,795,353.88
Fire Protection	600.00	Prior Years Surplus Appropriated	359,975.00	Total Taxes Billed	2,797,348.89
Police Protection	222,348.00	REVENUES TOTAL	3,632,275.63	1981 TAXES COLLECTED	2,610,833.44
Civil Defense & Disaster Control	1,100.00	Reserve For Uncollected Taxes	208,358.37	1981 Taxes Cancelled, Abated or Adjusted	15,671.16
Environmental Inspection & Control	29,250.00			Transfer to Tax Title Liens or Foreclosed	20,548.01
Other Public Safety		CAPITAL OUTLAY TOTAL	111,876.70	Balance Outstanding Dec. 31, 1981	150,296.28
PUBLIC WORKS				PRIOR YEARS TAXES OUTSTANDING	
Streets and Drainage	118,200.00	Public Enterprises		Balance January 1, 1981	150,335.74
Sewers and Sewage Processing		Recreation—Culture	544.00	Collected in 1981	113,015.37
Garbage and Trash Disposal	5,300.00	Public Works	104,141.70	Cancelled, Abated or Adjusted 1981	
Public Buildings and Grounds	39,625.00	Buildings and Grounds	7,191.00	Transfers to Tax Title Liens or Foreclosed	8,373.91
Other Public Works		Library and Education		Balance December 31, 1981	28,946.46
HEALTH and WELFARE		Conservation		TAX TITLE LIENS OUTSTANDING	
Health Services Except Environmental	23,130.00	All Other		Balance January 1, 1981	31,360.30
Welfare-Public Assistance	3,800.00			Transfer From Taxes	29,835.31
Hospitals, Clinics, First Aid		CAPITAL DEBT AUTHORIZED, DECEMBER 31, 1981		Redeemed in 1981	31,738.57
Animal, Insect, & Rodent Control	2,625.00	ISSUED AND UNISSUED		Cancelled, Abated or Adjusted (1981)	
Other Welfare Services		School	500,755	Transfers to Foreclosed Property	
RECREATION and CONSERVATION		Self-liquidating		Balance December 31, 1981	29,457.04
Beaches and Boardwalks		Other	851,783	PROPERTY ACQUIRED BY DEED OR FORECLOSURE	
Parks, Playgrounds, Shade Trees	14,350.00	Total	1,352,538	Balance January 1, 1981	71,400.00
Land Reclamation & Conservation				Transfers From Taxes or Liens	
Other Recreational Services		ISSUED AND OUTSTANDING		Sale for Cash (1981)	
EDUCATION (excluding schools)		School	500,755.15	Cancelled, Abated or Adjusted (1981)	
Libraries		Self-Liquidating		Balance December 31, 1981	71,400.00
Other Educational Services		Other	447,000.00	CURRENT FINANCES DECEMBER 31, 1981	
STATUTORY EXPENDITURES		Total	947,755.15	ASSETS	
Pensions & F. I. C. A.	54,500.00	EQUALIZED VALUATION BASIS		Cash Dec. 31, 1981	718,440.45
Employee Fringe Benefits		FOR NET DEBT COMPUTATION	104,667,375	Taxes Receivable	179,242.74
Other Statutory Expenditures	6,000.00	REAL PROPERTY VALUATIONS		Tax Title Liens	29,457.04
CETA And Other Public Employment Programs		Code Class # of Parcels % VAL'N		Foreclosed Property	71,400.00
MUNICIPAL FUNCTIONS TOTAL	778,223.00	1 Vacant Land 397 6.90	3,143,730.00	Emergencies & Other Deferred Charges	
CAPITAL IMPROVEMENTS *MEMU*	500.00	2 Residential 1164 65.13	29,683,315.00	State and Federal Aid Receivable	3,760.56
DEBT SERVICE		3 Farm 167 5.21	2,373,136.00	Other Receivables	4,473.09
Principal Payments	60,000.00	4a Commercial 70 19.16	8,733,820.00	Total	1,006,773.88
Interest Payments	18,250.00	4b Industrial 9 1.71	778,700.00	LIABILITIES, RESERVES, AND SURPLUS	
		4c Apartments 10 1.89	860,500.00	Cash Liabilities	279,183.20
		Total 1817	45,573,261.00	Reserves for Receivables	284,572.87
DEFERRED CHARGES	59,400.00	Land Area 21.20 Sq. Miles		Surplus Dec. 31, 1981	443,017.81
SCHOOL, COUNTY, SPECIAL DISTRICT TAXES	2,504,502.45	Net Valuation Taxable-Municipal	45,852,230	Total	1,006,773.88
RESERVE FOR UNCOLLECTED TAXES	208,398.37	Net Valuation Taxable-County	105,743,098		
EXPENDITURES TOTAL	3,628,773.82	State Equalized Valuation	121,516,821		
		State Equalization Ratio	37.59		

*Includes County Health Service Taxes or County Vocational School Taxes. See Table 13.

Population 1980 17,015
 Population 1981 16,823
 S & P Rating
 Moody Rating

General Tax Rate Per \$100.

5.93

State Equalized Tax Rate

5.66

ASBURY PARK CITY - MONMOUTH CO.

Form of Government:

Council-Manager (1923)

Number of Members on Governing Body - 5

PER CAPITA:

Grass Debt 520.70
 Net Debt 226.64
 Debt Service 35.10
 Total Tax Levy 486.57
 Municipal Expenditures 594.59

PER CENT:

Grass Debt 6.85
 Net Debt 2.98
 Tax Levy Collected 86.33
 Tax Levy Cancelled, Abated or Adjusted

EXPENDITURES		REVENUES-REALIZED		1981 PROPERTY TAX	
GENERAL GOVERNMENT		1981 Property Taxes Collected		STATE EQUALIZED TAX RATE	
Governing Body & Public Boards				Local District School Taxes	1.96
Municipal Clerk				Regional & Consolidated School Tax	
Financial Administration	290,043.41	1981 Payments in Lieu of Taxes	7,058,263.46	School Taxes in Municipal Budget	.03
Assessment of Taxes	64,222.48	Delinquent Tax & Lien Collections	1,037,131.06	County Taxes	.51
Collection of Taxes	44,611.53	Business Personalty Replacement Taxes	466,526.13	County Library Taxes	
Planning, Housing & Development	22,127.60	Taxes from Public Utilities	764,643.00	Local Municipal Purpose Taxes	3.16
Human Resources	487,335.00	Other Miscellaneous Tax Revenues		Veteran & Senior Citizen Taxes	
Elections	5,500.00	State Aid Revenues	1,284,426.93	Total Taxes for Rate Computation	5.66
General Administration (other)	1,026,233.79	Federal Aid Revenues	246,779.45	Special District Taxes	
JUDICIARY		State and Local Fiscal Assistance Act Utilized	455,306.00	Bank Corp. Taxes	9,408.78
Municipal Courts	113,304.95	Sale of Acquired Property	4,248.29	Added and Omitted Taxes	24,998.17
PUBLIC SAFETY		Other Miscellaneous Revenues	895,233.94	Total Taxes Levied - ABSTRACT	8,185,554.04
Fire Protection	1,148,784.02	Total	12,381,519.18	Total Taxes Billed	8,170,145.00
Police Protection	1,690,424.89	Prior Years Surplus Appropriated	440,800.00	1981 TAXES COLLECTED	7,058,263.46
Civil Defense & Disaster Control	4,000.00	REVENUES	12,822,315.18	1981 Taxes Cancelled, Abated or Adjusted	
Environmental Inspection & Control		Reserve For Uncollected Taxes	1,103,350.91	Transfer to Tax Title Liens or Foreclosed	
Other Public Safety		CAPITAL OUTLAY	828,640.55	Balance Outstanding Dec. 31, 1981	302,241.08
PUBLIC WORKS					815,641.52
Streets and Drainage	691,301.03	Public Enterprises		PRIOR YEARS TAXES OUTSTANDING	
Sewers and Sewage Processing	257,780.78	Recreation—Culture		Balance January 1, 1981	830,501.50
Garbage and Trash Disposal	463,080.00	Public Works	13,000.00	Collected in 1981	648,734.70
Public Buildings and Grounds	91,749.85	Buildings and Grounds	815,640.55	Cancelled, Abated or Adjusted 1981	15,994.07
Other Public Works	82,421.40	Library and Education		Transfers to Tax Title Liens or Foreclosed	119,837.47
HEALTH and WELFARE		Conservation		Balance December 31, 1981	45,935.26
Health Services Except Environmental	273,177.85	All Other		TAX TITLE LIENS OUTSTANDING	
Welfare-Public Assistance	112,416.67			Balance January 1, 1981	792,869.85
Hospitals, Clinics, First Aid		CAPITAL DEBT AUTHORIZED, DECEMBER 31, 1981		Transfer From Taxes	440,175.25
Animal, Insect, & Rodent Control		ISSUED AND UNISSUED		Redeemed in 1981	388,396.36
Other Welfare Services		School	4,934,000	Cancelled, Abated or Adjusted (1981)	8,772.05
RECREATION and CONSERVATION		Self-liquidating	13,000	Transfers to Foreclosed Property	
Beaches and Boardwalks		Other	3,812,750	Balance December 31, 1981	635,876.09
Parks, Playgrounds, Shade Trees	55,704.01	Total	8,759,750	PROPERTY ACQUIRED BY DEED OR FORECLOSURE	
Land Reclamation & Conservation		ISSUED AND OUTSTANDING		Balance January 1, 1981	2,153,650.00
Other Recreational Services	45,000.00	School	2,355,000.00	Transfers From Taxes or Liens	
EDUCATION (excluding schools)		Self-Liquidating	13,000.00	Sale for Cash (1981)	
Libraries	150,000.00	Other	3,240,000.00	Cancelled, Abated or Adjusted (1981)	
Other Educational Services		Total	5,608,000.00	Balance December 31, 1981	2,153,650.00
STATUTORY EXPENDITURES		EQUALIZED VALUATION BASIS		CURRENT FINANCES DECEMBER 31, 1981	
Pensions & F. I. C. A.	938,981.20	FOR NET DEBT COMPUTATION	127,932,396	ASSETS	
Employee Fringe Benefits		REAL PROPERTY VALUATIONS		Cash Dec. 31, 1981	1,349,923.62
Other Statutory Expenditures	35,000.00	Code Class # of Parcels % VAL'N	ASSESSED VALUATION	Taxes Receivable	861,576.58
CETA And Other Public Employment Programs	148,101.33	1 Vacant Land 170 .91	1,141,050.00	Tax Title Liens	635,876.09
MUNICIPAL FUNCTIONS		2 Residential 2217 46.65	58,807,950.00	Foreclosed Property	2,153,650.00
CAPITAL IMPROVEMENTS	50,000.00	3 Farm		Emergencies & Other Deferred Charges	4,235.09
DEBT SERVICE		4a Commercial 423 20.71	26,101,550.00	State and Federal Aid Receivable	50,207.95
Principal Payments	272,000.00	4b Industrial 8 .82	1,039,500.00	Other Receivables	115,088.35
Interest Payments	318,438.00	4c Apartments 347 30.91	38,954,500.00	Total	5,410,362.48
TYPE I SCHL DEBT *MEMC	205,575.50	Total	126,049,550.00	LIABILITIES, RESERVES, AND SURPLUS	
DEFERRED CHARGES	63,567.10	Land Area 1.50 Sq. Miles		Cash Liabilities	972,877.91
SCHOOL, COUNTY, SPECIAL DISTRICT TAXES	3,559,158.72	Net Valuation Taxable-Municipal	137,567,116	Reserves for Receivables	3,560,991.02
RESERVE FOR UNCOLLECTED TAXES	1,103,390.91	Net Valuation Taxable-County	145,177,590	Surplus Dec. 31, 1981	475,493.55
EXPENDITURES		State Equalized Valuation	143,506,624	Total	5,410,362.48
TOTAL	13,601,922.52	State Equalization Ratio	55.50		

Population 1980 40,199
 Population 1981 38,277
 S & P Rating
 Moody Rating BAA

General Tax Rate Per \$100.
 5.04
 State Equalized Tax Rate
 2.27

ATLANTIC CITY - ATLANTIC COUNTY
Form of Government:
Mayor-Council Plan D (OMCL 50)
Number of Members on Governing Body - 5

PER CAPITA:
 Gross Debt 705.62
 Net Debt 015.72
 Debt Service 52.06
 Total Tax Levy 1,842.82
 Municipal Expenditures 1,683.31

PER CENT:
 Gross Debt 1.61
 Net Debt 1.30
 Tax Levy Collected 80.71
 Tax Levy Cancelled, Abated or Adjusted 4.07

EXPENDITURES		REVENUES-REALIZED		1981 PROPERTY TAX	
GENERAL GOVERNMENT				STATE EQUALIZED TAX RATE → .44	
Governing Body & Public Boards	154,383.20	1981 Property Taxes Collected	56,902,327.47	Local District School Taxes	11,841,372.00
Municipal Clerk	192,481.70	1981 Payments in Lieu of Taxes	387,720.00	Regional & Consolidated School Tax	
Financial Administration	835,428.74	Delinquent Tax & Lien Collections	3,919,752.35	School Taxes in Municipal Budget	
Assessment of Taxes	258,936.96	Business Personalty Replacement Taxes	1,699,035.12	County Taxes	9,331,835.18
Collection of Taxes	415,271.82	Taxes from Public Utilities	4,197,813.00	County Library Taxes	
Planning, Housing & Development	433,288.90	Other Miscellaneous Tax Revenues	160,532.90	Local Municipal Purpose Taxes	39,813,369.42
Human Resources	1,900,030.00	State Aid Revenues	4,230,350.61	Veteran & Senior Citizen Taxes	349,950.00
Elections		Federal Aid Revenues	130,644.98	Total Taxes for Rate Computation	61,336,520.60
General Administration (other)	6,347,377.82	State and Local Fiscal Assistance Act Utilized	1,357,857.19	Special District Taxes	
JUDICIARY		Sale of Acquired Property	50,948.00	Bank Corp. Taxes	37,617.37
Municipal Courts	460,980.60	Other Miscellaneous Revenues	11,914,111.10	Added and Omitted Taxes	9,513,311.88
PUBLIC SAFETY		Total	84,951,492.92	Total Taxes Levied - ABSTRACT	70,537,505.85
Fire Protection	7,775,065.44	Prior Years Surplus Appropriated		Total Taxes Billed	70,499,888.48
Police Protection	11,169,580.85	REVENUES TOTAL	84,951,492.92	1981 TAXES COLLECTED	56,902,327.47
Civil Defense & Disaster Control	42,316.10	Reserve For Uncollected Taxes	7,349,217.68	1981 Taxes Cancelled, Abated or Adjusted	2,808,150.47
Environmental Inspection & Control	2,965,705.06	CAPITAL OUTLAY TOTAL	4,149,937.50	Transfer to Tax Title Liens or Foreclosed	331,444.36
Other Public Safety	54,949.43			Balance Outstanding Dec. 31, 1981	10,397,360.16
PUBLIC WORKS				PRIOR YEARS TAXES OUTSTANDING	
Streets and Drainage	2,926,796.84	Public Enterprises	26,203.50	Balance January 1, 1981	4,000,058.93
Sewers and Sewage Processing		Recreation—Culture		Collected in 1981	3,040,340.62
Garbage and Trash Disposal		Public Works	4,123,734.00	Cancelled, Abated or Adjusted 1981	
Public Buildings and Grounds	3,886,453.25	Buildings and Grounds		Transfers to Tax Title Liens or Foreclosed	620,889.49
Other Public Works	691,279.77	Library and Education		Balance December 31, 1981	338,828.82
HEALTH and WELFARE		Conservation		TAX TITLE LIENS OUTSTANDING	
Health Services Except Environmental	941,074.00	All Other		Balance January 1, 1981	3,319,907.10
Welfare-Public Assistance	464,620.81	CAPITAL DEBT AUTHORIZED, DECEMBER 31, 1981		Transfer From Taxes	998,467.03
Hospitals, Clinics, First Aid		ISSUED AND UNISSUED		Redeemed in 1981	879,411.73
Animal, Insect, & Rodent Control	177,392.67	School	4,021,000	Cancelled, Abated or Adjusted (1981)	
Other Welfare Services	27,822.75	Self-liquidating	911,000	Transfers to Foreclosed Property	1,790,107.29
RECREATION and CONSERVATION		Other	24,373,800	Balance December 31, 1981	1,648,855.11
Beaches and Boardwalks	1,550,851.27	Total	29,305,800	PROPERTY ACQUIRED BY DEED OR FORECLOSURE	
Parks, Playgrounds, Shade Trees	1,030,567.55	ISSUED AND OUTSTANDING		Balance January 1, 1981	2,071,914.71
Land Reclamation & Conservation	141,950.00	School	4,021,000.00	Transfers From Taxes or Liens	1,790,107.29
Other Recreational Services	174,295.49	Self-Liquidating	436,000.00	Sale for Cash (1981)	
EDUCATION (excluding schools)		Other	12,183,455.00	Cancelled, Abated or Adjusted (1981)	
Libraries	353,599.36	Total	16,640,455.00	Balance December 31, 1981	3,862,022.00
Other Educational Services	116,995.03	EQUALIZED VALUATION BASIS FOR NET DEBT COMPUTATION	1,815,738,288	CURRENT FINANCES DECEMBER 31, 1981	
STATUTORY EXPENDITURES		REAL PROPERTY VALUATIONS		ASSETS	
Pensions & F. I. C. A.	3,539,206.06	Code Class # of Parcels % VAL'N	ASSESSED VALUATION	Cash Dec. 31, 1981	21,934,608.52
Employee Fringe Benefits		1 Vacant Land 3186 12.41	148,468,250.00	Taxes Receivable	10,736,189.00
Other Statutory Expenditures	277,500.00	2 Residential 8787 12.37	148,011,525.00	Tax Title Liens	1,648,855.11
CETA And Other Public Employment Programs	71,765.55	3 Farm		Foreclosed Property	3,862,022.00
MUNICIPAL FUNCTIONS TOTAL	49,403,967.90	4a Commercial 2018 71.84	859,248,055.00	Emergencies & Other Deferred Charges	1,102,847.09
CAPITAL IMPROVEMENTS *MEMO*	450,000.00	4b Industrial 23 .16	1,534,900.00	State and Federal Aid Receivable	201,340.77
DEBT SERVICE		4c Apartments 319 3.22	38,476,300.00	Other Receivables	4,287,404.18
Principal Payments	935,000.00	Total 14333	1,196,139,070.00	Total	43,773,266.67
Interest Payments	1,057,645.38	Land Area 11.84 Sq. Miles		LIABILITIES, RESERVES, AND SURPLUS	
TYPE I SCHL DEBT *MEMO	505,592.50	Net Valuation Taxable-Municipal	1,211,515,453	Cash Liabilities	14,318,004.60
DEFERRED CHARGES	5,686,168.71	Net Valuation Taxable-County	1,976,131,416	Reserves for Receivables	19,423,203.77
SCHOOL, COUNTY, SPECIAL DISTRICT TAXES	21,173,207.18	State Equalized Valuation	2,660,504,246	Surplus Dec. 31, 1981	10,032,058.30
RESERVE FOR UNCOLLECTED TAXES	7,349,217.68	State Equalization Ratio	45.12	Total	43,773,266.67
EXPENDITURES TOTAL	86,415,475.81				

Population 1980 4,950
 Population 1981 4,919
 S & P Rating
 Moody Rating A

General Tax Rate Per \$100. 4.46
 State Equalized Tax Rate 2.84

ATLANTIC HIGHLANDS – MONMOUTH CO.

Form of Government:

Borough Council

Number of Members on Governing Body – 6

PER CAPITA:

Gross Debt 832.50
 Net Debt 285.26
 Debt Service 35.35
 Total Tax Levy 630.76
 Municipal Expenditures 348.58

PER CENT:

Gross Debt 4.32
 Net Debt 1.48
 Tax Levy Collected 95.17
 Tax Levy Cancelled, Abated or Adjusted .23

EXPENDITURES		REVENUES-REALIZED		1981 PROPERTY TAX	
GENERAL GOVERNMENT		1981 Property Taxes Collected		STATE EQUALIZED TAX RATE	
Governing Body & Public Boards	44,518.00	2,951,650.61		Local District School Taxes .66	718,360.00
Municipal Clerk	13,116.00	1981 Payments in Lieu of Taxes		Regional & Consolidated School Tax .58	1,069,087.20
Financial Administration	8,184.00	131,745.57		School Taxes in Municipal Budget	
Assessment of Taxes	33,790.97	Business Personalty Replacement Taxes 33,875.44		County Taxes .48	525,779.05
Planning, Housing & Development	9,640.00	Taxes from Public Utilities 195,808.00		County Library Taxes .02	19,134.55
Human Resources		Other Miscellaneous Tax Revenues		Local Municipal Purpose Taxes .69	754,100.54
Elections	2,100.00	State Aid Revenues 46,238.84		Veteran & Senior Citizen Taxes	28,800.00
General Administration (other)	130,697.38	Federal Aid Revenues 17,654.50		Total Taxes for Rate Computation 2.83	3,125,262.20
JUDICIARY		State and Local Fiscal Assistance Act Utilized 49,807.66		Special District Taxes	
Municipal Courts	22,628.00	Sale of Acquired Property		Bank Corp. Taxes	1,418.39
PUBLIC SAFETY		Other Miscellaneous Revenues		Added and Omitted Taxes	14,844.76
Fire Protection	32,925.00	Total 208,617.08		Total Taxes Levied - ABSTRACT	3,102,725.35
Police Protection	399,947.70	Prior Years Surplus Appropriated 380,000.00		Total Taxes Billed	3,101,306.96
Civil Defense & Disaster Control	500.00	REVENUES TOTAL 4,015,402.70		1981 TAXES COLLECTED	2,951,650.61
Environmental Inspection & Control	10,465.00	Reserve For Uncollected Taxes 293,448.31		1981 Taxes Cancelled, Abated or Adjusted	7,091.34
Other Public Safety		CAPITAL OUTLAY TOTAL 530,381.61		Transfer to Tax Title Liens or Foreclosed	6,567.19
PUBLIC WORKS		Public Enterprises 649,262.94		Balance Outstanding Dec. 31, 1981	135,997.82
Streets and Drainage	147,799.38	Recreation—Culture		PRIOR YEARS TAXES OUTSTANDING	
Sewers and Sewage Processing		Public Works 269,407.57		Balance January 1, 1981	114,336.90
Garbage and Trash Disposal	85,479.00	Buildings and Grounds 11,711.10		Collected in 1981	113,045.39
Public Buildings and Grounds	75,277.00	Library and Education		Cancelled, Abated or Adjusted 1981	
Other Public Works	25,000.00	Conservation		Transfers to Tax Title Liens or Foreclosed	1,291.51
HEALTH and WELFARE		All Other		Balance December 31, 1981	
Health Services Except Environmental	1,400.00	CAPITAL DEBT AUTHORIZED, DECEMBER 31, 1981		TAX TITLE LIENS OUTSTANDING	
Welfare-Public Assistance	2,050.00	ISSUED AND UNISSUED GROSS DEBT NET DEBT		Balance January 1, 1981	26,695.47
Hospitals, Clinics, First Aid		School 161,866		Transfer From Taxes	8,023.21
Animal, Insect, & Rodent Control		Self-liquidating 2,288,000		Redeemed in 1981	18,700.18
Other Welfare Services		Other 1,645,200		Cancelled, Abated or Adjusted (1981)	
RECREATION and CONSERVATION		Total 4,095,066		Transfers to Foreclosed Property	296.40
Beaches and Boardwalks	20,700.00	ISSUED AND OUTSTANDING		Balance December 31, 1981	15,722.10
Parks, Playgrounds, Shade Trees		School 161,866.50		PROPERTY ACQUIRED BY DEED OR FORECLOSURE	
Land Reclamation & Conservation		Self-Liquidating 1,877,000.00		Balance January 1, 1981	57,903.60
Other Recreational Services	1,000.00	Other 1,550,700.00		Transfers From Taxes or Liens	296.40
EDUCATION (excluding schools)		Total 3,585,566.50		Sale for Cash (1981)	1,800.00
Libraries	15,034.00	EQUALIZED VALUATION BASIS		Cancelled, Abated or Adjusted (1981)	
Other Educational Services		FOR NET DEBT COMPUTATION		Balance December 31, 1981	56,400.00
STATUTORY EXPENDITURES		REAL PROPERTY VALUATIONS		CURRENT FINANCES DECEMBER 31, 1981	
Pensions & F. I. C. A.	100,836.05	Code Class # of Parcels % VAL'N ASSESSED VALUATION		ASSETS	
Employee Fringe Benefits	34,000.00	1 Vacant Land 201 2.69 1,824,700.00		Cash Dec. 31, 1981	540,204.58
Other Statutory Expenditures	3,800.00	2 Residential 1323 77.65 52,703,300.00		Taxes Receivable	135,997.62
CETA And Other Public Employment Programs	11,986.45	3 Farm 1 200.00		Tax Title Liens	15,722.10
MUNICIPAL FUNCTIONS TOTAL	1,243,873.93	4a Commercial 91 11.65 7,907,600.00		Foreclosed Property	56,400.00
CAPITAL IMPROVEMENTS *MEMU*		4b Industrial 3 .42 287,600.00		Emergencies & Other Deferred Charges	
DEBT SERVICE		4c Apartments 10 7.59 5,152,300.00		State and Federal Aid Receivable	1,887.10
Principal Payments	97,500.00	Total 1629 67,875,700.00		Other Receivables	3,599.38
Interest Payments	76,406.16	Land Area 1.20 Sq. Miles		Total	753,811.38
DEFERRED CHARGES	3,421.50	Net Valuation Taxable-Municipal 69,152,452		LIABILITIES, RESERVES, AND SURPLUS	
SCHOOL, COUNTY, SPECIAL DISTRICT TAXES	2,322,361.26	Net Valuation Taxable-County 96,757,298		Cash Liabilities	149,422.48
RESERVE FOR UNCOLLECTED TAXES	293,448.31	State Equalized Valuation 107,865,477		Reserves for Receivables	211,719.30
EXPENDITURES TOTAL	4,047,011.16	State Equalization Ratio 63.68		Surplus Dec. 31, 1981	392,809.00
				Total	753,811.38

0401

Population 1980 9,533
 Population 1981 9,454
 S & P Rating
 Moody Rating A

General Tax Rate Per \$100. 4.87
 State Equalized Tax Rate 3.10

AUDUBON BOROUGH - CAMDEN COUNTY
Form of Government:
Commission (1911)
Number of Members on Governing Body - 3

PER CAPITA:

Gross Debt 255.13
 Net Debt 93.88
 Debt Service 8.17
 Total Tax Levy 503.26
 Municipal Expenditures 202.87

PER CENT:

Gross Debt 1.63
 Net Debt .65
 Tax Levy Collected 93.94
 Tax Levy Cancelled, Abated or Adjusted 4.13

EXPENDITURES		REVENUES-REALIZED		1981 PROPERTY TAX	
GENERAL GOVERNMENT				STATE EQUALIZED TAX RATE → 1.65	
Governing Body & Public Boards		1981 Property Taxes Collected	4,590,666.05	Local District School Taxes	2,544,338.25
Municipal Clerk		1981 Payments in Lieu of Taxes		Regional & Consolidated School Tax	
Financial Administration	11,200.00	Delinquent Tax & Lien Collections	93,234.32	School Taxes in Municipal Budget	
Assessment of Taxes	9,236.00	Business Personalty Replacement Taxes	149,536.64	County Taxes	1.07 *
Collection of Taxes	65,511.66	Taxes from Public Utilities	480,464.00	County Library Taxes	
Planning, Housing & Development	4,950.00	Other Miscellaneous Tax Revenues		Local Municipal Purpose Taxes	569,534.86
Human Resources	1,500.00	State Aid Revenues	96,915.69	Veteran & Senior Citizen Taxes	147,550.00
Elections	10,100.00	Federal Aid Revenues	11,232.86	Total Taxes for Rate Computation	3.09
General Administration (other)	203,453.30	State and Local Fiscal Assistance Act Utilized	57,055.00	Special District Taxes	
JUDICIARY		Sale of Acquired Property		Bank Corp. Taxes	10,061.36
Municipal Courts	30,950.00	Other Miscellaneous Revenues	443,614.35	Added and Omitted Taxes	1,974.80
PUBLIC SAFETY		Total	5,922,822.91	Total Taxes Levied - ABSTRACT	4,777,912.38
Fire Protection	59,370.00	Prior Years Surplus Appropriated	374,000.00	Total Taxes Billed	4,887,004.26
Police Protection	419,629.39	REVENUES	TOTAL	1981 TAXES COLLECTED	4,590,666.05
Civil Defense & Disaster Control	8,890.00	Reserve for Uncollected Taxes	175,299.26	1981 Taxes Cancelled, Abated or Adjusted	202,007.68
Environmental Inspection & Control	5,400.00	CAPITAL OUTLAY	TOTAL	Transfer to Tax Title Liens or Foreclosed	5,248.95
Other Public Safety			195,359.51	Balance Outstanding Dec. 31, 1981	89,081.58
PUBLIC WORKS				PRIOR YEARS TAXES OUTSTANDING	
Streets and Drainage	184,615.31	Public Enterprises		Balance January 1, 1981	86,447.93
Sewers and Sewage Processing	89,816.64	Recreation—Culture		Collected in 1981	86,067.06
Garbage and Trash Disposal	205,228.96	Public Works	115,750.37	Cancelled, Abated or Adjusted 1981	
Public Buildings and Grounds	26,548.80	Buildings and Grounds	79,565.14	Transfers to Tax Title Liens or Foreclosed	269.66
Other Public Works	10,485.00	Library and Education		Balance December 31, 1981	111.21
HEALTH and WELFARE		Conservation		TAX TITLE LIENS OUTSTANDING	
Health Services Except Environmental	3,199.80	All Other		Balance January 1, 1981	7,576.82
Welfare-Public Assistance	2,800.00	CAPITAL DEBT AUTHORIZED, DECEMBER 31, 1981		Transfer From Taxes	5,531.54
Hospitals, Clinics, First Aid		ISSUED AND UNISSUED	GROSS DEBT	Redeemed in 1981	7,267.26
Animal, Insect, & Rodent Control		School	1,341,000	Cancelled, Abated or Adjusted (1981)	
Other Welfare Services		Self-liquidating		Transfers to Foreclosed Property	
RECREATION and CONSERVATION		Other	891,328	Balance December 31, 1981	5,841.10
Beaches and Boardwalks		Total	2,232,328	PROPERTY ACQUIRED BY DEED OR FORECLOSURE	
Parks, Playgrounds, Shade Trees	43,370.26	ISSUED AND OUTSTANDING		Balance January 1, 1981	285.00
Land Reclamation & Conservation		School	1,341,000.00	Transfers From Taxes or Liens	
Other Recreational Services	5,150.00	Self-Liquidating		Sale for Cash (1981)	
EDUCATION (excluding schools)		Other	744,500.00	Cancelled, Abated or Adjusted (1981)	
Libraries	44,750.00	Total	2,085,500.00	Balance December 31, 1981	285.00
Other Educational Services	100.00	EQUALIZED VALUATION BASIS		CURRENT FINANCES DECEMBER 31, 1981	
STATUTORY EXPENDITURES		FOR NET DEBT COMPUTATION	136,806,537	ASSETS	
Pensions & F. I. C. A.	150,956.00	REAL PROPERTY VALUATIONS		Cash Dec. 31, 1981	2,345,276.46
Employee Fringe Benefits	34,430.00	Code Class # of Parcels % VAL'N	ASSESSED VALUATION	Taxes Receivable	89,192.79
Other Statutory Expenditures	10,000.00	1 Vacant Land 69 .42	411,400.00	Tax Title Liens	5,841.10
CETA And Other Public Employment Programs	10,500.00	2 Residential 2946 77.90	75,697,650.00	Foreclosed Property	285.00
MUNICIPAL FUNCTIONS	TOTAL	3 Farm		Emergencies & Other Deferred Charges	58,971.49
CAPITAL IMPROVEMENTS	1,654,141.12	4a Commercial 142 18.86	18,326,600.00	State and Federal Aid Receivable	
DEBT SERVICE		4b Industrial 3 .30	295,500.00	Other Receivables	
Principal Payments	39,836.00	4c Apartments 11 2.51	2,441,700.00	Total	2,499,566.84
Interest Payments	37,726.88	Total 3171	97,172,850.00	LIABILITIES, RESERVES, AND SURPLUS	
DEFERRED CHARGES	19,035.20	Land Area 1.48 Sq. Miles		Cash Liabilities	1,326,956.44
SCHOOL, COUNTY, SPECIAL DISTRICT TAXES	4,196,341.36	Net Valuation Taxable-Municipal	97,894,227	Reserves for Receivables	95,318.89
RESERVE FOR UNCOLLECTED TAXES	175,299.26	Net Valuation Taxable-County	137,903,048	Surplus Dec. 31, 1981	1,077,291.51
EXPENDITURES	TOTAL	State Equalized Valuation	153,556,538	Total	2,499,566.84
	6,122,379.82	State Equalization Ratio	63.58		

*Includes County Health Service Taxes or County Vocational School Taxes. See Table 13.

General Tax Rate Per \$100.	4.60
State Equalized Tax Rate	4.69

Number of Members on Governing Body – 6

Gross Debt
Net Debt
Debt Service
Total Tax Levy
Municipal Expenditures

Gross Debt	
Net Debt	
Tax Levy Collected	100.00
Tax Levy Cancelled, Abated or Adjusted	

1981 3000

0501

Population 1980 2,162
 Population 1981 2,268
 S & P Rating
 Moody Rating A

General Tax Rate Per \$100. 1.70
 State Equalized Tax Rate .83

AVALON BOROUGH - CAPE MAY COUNTY
Form of Government:
Mayor-Council Plan B (OMCL 50)
Number of Members on Governing Body - 5

PER CAPITA:

Gross Debt 3,008.35
 Net Debt 1,075.91
 Debt Service 69.97
 Total Tax Levy 2,036.77
 Municipal Expenditures 1,508.36

PER CENT:

Gross Debt 1.88
 Net Debt .55
 Tax Levy Collected 96.89
 Tax Levy Cancelled, Abated or Adjusted

EXPENDITURES		REVENUES-REALIZED		1981 PROPERTY TAX	
GENERAL GOVERNMENT				STATE EQUALIZED TAX RATE	
Governing Body & Public Boards	37,215.00	1981 Property Taxes Collected	4,498,474.10	Local District School Taxes .15	790,501.50
Municipal Clerk	63,695.00	1981 Payments in Lieu of Taxes		Regional & Consolidated School Tax	
Financial Administration	48,127.00	Delinquent Tax & Lien Collections	144,001.65	School Taxes in Municipal Budget	
Assessment of Taxes	33,469.57	Business Personalty Replacement Taxes	31,032.60	County Taxes .35	1,524,056.92
Collection of Taxes	48,023.00	Taxes from Public Utilities	321,173.00	County Library Taxes .02	114,275.50
Planning, Housing & Development	19,171.00	Other Miscellaneous Tax Revenues	40,205.24	Local Municipal Purpose Taxes .31	1,724,218.00
Human Resources		State Aid Revenues	12,707.57	Veteran & Senior Citizen Taxes	25,550.00
Elections	2,600.00	Federal Aid Revenues		Total Taxes for Rate Computation .83	4,584,601.92
General Administration (other)	304,580.00	State and Local Fiscal Assistance Act Utilized	41,848.57	Special District Taxes	
JUDICIARY		Sale of Acquired Property	50,000.00	Bank Corp. Taxes	3,140.30
Municipal Courts	17,050.00	Other Miscellaneous Revenues	787,235.41	Added and Omitted Taxes	57,192.73
PUBLIC SAFETY		Total	5,926,678.14	Total Taxes Levied - ABSTRACT	4,619,384.95
Fire Protection	22,565.00	Prior Years Surplus Appropriated	678,200.00	Total Taxes Billed	4,643,059.48
Police Protection	540,983.20	REVENUES TOTAL	6,604,878.14	1981 TAXES COLLECTED	4,498,474.10
Civil Defense & Disaster Control	2,790.00	Reserve For Uncollected Taxes	218,622.51	1981 Taxes Cancelled, Abated or Adjusted	
Environmental Inspection & Control	81,310.00	CAPITAL OUTLAY TOTAL	2,373,537.64	Transfer to Tax Title Liens or Foreclosed	534.83
Other Public Safety		Public Enterprises	2,037,118.69	Balance Outstanding Dec. 31, 1981	144,050.55
PUBLIC WORKS		Recreation—Culture		PRIOR YEARS TAXES OUTSTANDING	
Streets and Drainage	616,023.88	Public Works	336,418.55	Balance January 1, 1981	144,697.88
Sewers and Sewage Processing		Buildings and Grounds		Collected in 1981	142,159.65
Garbage and Trash Disposal	210,000.00	Library and Education		Cancelled, Abated or Adjusted 1981	
Public Buildings and Grounds	215,530.00	Conservation		Transfers to Tax Title Liens or Foreclosed	
Other Public Works	7,000.00	All Other		Balance December 31, 1981	2,498.03
HEALTH and WELFARE		CAPITAL DEBT AUTHORIZED, DECEMBER 31, 1981		TAX TITLE LIENS OUTSTANDING	
Health Services Except Environmental		ISSUED AND UNISSUED		Balance January 1, 1981	20,829.78
Welfare-Public Assistance	5,720.00	School	121,000	Transfer From Taxes	534.83
Hospitals, Clinics, First Aid	950.00	Self-liquidating	5,758,650	Redeemed in 1981	2,791.60
Animal, Insect, & Rodent Control		Other	2,440,174	Cancelled, Abated or Adjusted (1981)	
Other Welfare Services		Total	8,319,825	Transfers to Foreclosed Property	
RECREATION and CONSERVATION		ISSUED AND OUTSTANDING		Balance December 31, 1981	18,572.81
Beaches and Boardwalks	241,581.80	School	121,000.00	PROPERTY ACQUIRED BY DEED OR	
Parks, Playgrounds, Shade Trees		Self-liquidating	5,588,000.00	FORECLOSURE	
Land Reclamation & Conservation	33,155.00	Other	1,423,272.65	Balance January 1, 1981	174,380.20
Other Recreational Services	70,372.00	Total	7,132,272.65	Transfers From Taxes or Liens	
EDUCATION (excluding schools)		EQUALIZED VALUATION BASIS		Sale for Cash (1981)	40,000.00
Libraries		FOR NET DEBT COMPUTATION	443,551,456	Cancelled, Abated or Adjusted (1981)	
Other Educational Services		REAL PROPERTY VALUATIONS		Balance December 31, 1981	134,380.20
STATUTORY EXPENDITURES		Code Class # of Parcels % VAL'N		CURRENT FINANCES DECEMBER 31, 1981	
Pensions & F. I. C. A.	215,668.14	1 Vacant Land 656 5.89	15,719,400.00	ASSETS	
Employee Fringe Benefits	95,000.00	2 Residential 3686 84.22	224,624,850.00	Cash Dec. 31, 1981	1,440,659.70
Other Statutory Expenditures	12,500.00	3 Farm		Taxes Receivable	146,548.58
CETA And Other Public Employment Programs		4a Commercial 102 9.25	24,678,800.00	Tax Title Liens	18,572.81
MUNICIPAL FUNCTIONS TOTAL	2,945,079.59	4b Industrial		Foreclosed Property	134,380.20
CAPITAL IMPROVEMENTS *MEMO*	70,789.52	4c Apartments 18 .63	1,687,000.00	Emergencies & Other Deferred Charges	1,333.22
DEBT SERVICE		Total 4462	266,710,050.00	State and Federal Aid Receivable	3,325.40
Principal Payments	85,000.00	Land Area 5.02 Sq. Miles		Other Receivables	315,789.29
Interest Payments	73,693.75	Net Valuation Taxable-Municipal	268,565,891	Total	2,060,649.20
DEFERRED CHARGES	98,571.00	Net Valuation Taxable-County	457,135,334	LIABILITIES, RESERVES, AND SURPLUS	
SCHOOL, COUNTY, SPECIAL DISTRICT TAXES	2,834,833.92	State Equalized Valuation	545,611,217	Cash Liabilities	703,919.41
RESERVE FOR UNCOLLECTED TAXES	218,622.51	State Equalization Ratio	49.05	Reserves for Receivables	615,290.88
EXPENDITURES TOTAL	6,255,800.77			Surplus Dec. 31, 1981	741,438.91
				Total	2,060,649.20

Population 1980 2,337
 Population 1981 2,320
 S & P Rating
 Moody Rating A

General Tax Rate Per \$100. 5.28
 State Equalized Tax Rate 1.90

AVON-BY-THE-SEA BORO. - MONMOUTH CO.

Form of Government:

Commission (1911)

Number of Members on Governing Body - 3

PER CAPITA
 Gross Debt 777.96
 Net Debt 344.80
 Debt Service 54.58
 Total Tax Levy 580.65
 Municipal Expenditures 527.42

PER CENT.
 Gross Debt 2.92
 Net Debt 1.29
 Tax Levy Collected 95.58
 Tax Levy Cancelled, Abated or Adjusted .12

EXPENDITURES	REVENUES-REALIZED	1981 PROPERTY TAX	
GENERAL GOVERNMENT		STATE EQUALIZED TAX RATE	
Governing Body & Public Boards		Local District School Taxes .72	491,262.00
Municipal Clerk		Regional & Consolidated School Tax	
Financial Administration 36,771.00	1981 Property Taxes Collected 1,285,303.62	School Taxes in Municipal Budget	
Assessment of Taxes 35,884.00	1981 Payments in Lieu of Taxes 45,505.41	County Taxes .49	337,238.00
Collection of Taxes 13,945.00	Delinquent Tax & Lien Collections 13,967.40	County Library Taxes	
Planning, Housing & Development 1,950.00	Business Personalty Replacement Taxes 115,860.00	Local Municipal Purpose Taxes .75	515,038.00
Human Resources	Taxes from Public Utilities	Veteran & Senior Citizen Taxes	20,700.00
Elections 700.00	Other Miscellaneous Tax Revenues	Total Taxes for Rate Computation 1.96	1,364,238.00
General Administration (other) 98,824.00	State Aid Revenues 18,553.30	Special District Taxes	
JUDICIARY	Federal Aid Revenues 17,606.13	Bank Corp. Taxes	2,394.68
Municipal Courts 14,615.00	State and Local Fiscal Assistance Act Utilized 23,568.00	Added and Omitted Taxes	1,169.52
PUBLIC SAFETY	Sale of Acquired Property	Total Taxes Levied - ABSTRACT	1,347,102.40
Fire Protection 9,312.00	Other Miscellaneous Revenues	Total Taxes Billed	1,344,707.52
Police Protection 300,849.00	Total 1,951,626.30	1981 TAXES COLLECTED	1,285,303.62
Civil Defense & Disaster Control 300.00	Prior Years Surplus Appropriated 237,000.00	1981 Taxes Cancelled, Abated or Adjusted	1,642.30
Environmental Inspection & Control 9,538.00	REVENUES TOTAL 2,188,628.30	Transfer to Tax Title Liens or Foreclosed	1,684.32
Other Public Safety	Reserve For Uncollected Taxes 96,254.10	Balance Outstanding Dec. 31, 1981	56,077.26
PUBLIC WORKS	CAPITAL OUTLAY TOTAL 181,905.81	PRIOR YEARS TAXES OUTSTANDING	
Streets and Drainage 112,201.64	Public Enterprises 103,369.71	Balance January 1, 1981	46,434.73
Sewers and Sewage Processing 78,204.00	Recreation—Culture 9,418.53	Collected in 1981	45,505.41
Garbage and Trash Disposal 19,135.00	Public Works 65,748.99	Cancelled, Abated or Adjusted 1981	
Public Buildings and Grounds 2,250.00	Buildings and Grounds 3,352.58	Transfers to Tax Title Liens or Foreclosed	792.50
Other Public Works	Library and Education	Balance December 31, 1981	136.82
HEALTH and WELFARE	Conservation	TAX TITLE LIENS OUTSTANDING	
Health Services Except Environmental	All Other	Balance January 1, 1981	111.51
Welfare-Public Assistance 850.00		Transfer From Taxes	2,567.76
Hospitals, Clinics, First Aid	CAPITAL DEBT AUTHORIZED, DECEMBER 31, 1981	Redeemed in 1981	
Animal, Insect, & Rodent Control	ISSUED AND UNISSUED GROSS DEBT NET DEBT	Cancelled, Abated or Adjusted (1981)	
Other Welfare Services	School 11,500	Transfers to Foreclosed Property	
RECREATION and CONSERVATION	Self-liquidating 993,431	Balance December 31, 1981	2,675.27
Beaches and Boardwalks 104,511.13	Other 799,940	PROPERTY ACQUIRED BY DEED OR FORECLOSURE	
Parks, Playgrounds, Shade Trees	Total 1,804,871	Balance January 1, 1981	3,875.00
Land Reclamation & Conservation		Transfers From Taxes or Liens	
Other Recreational Services 4,500.00	ISSUED AND OUTSTANDING	Sale for Cash (1981)	
EDUCATION (excluding schools)	School 11,500.00	Cancelled, Abated or Adjusted (1981)	
Libraries 21,466.00	Self-Liquidating 724,000.00	Balance December 31, 1981	3,875.00
Other Educational Services	Other 739,000.00	CURRENT FINANCES DECEMBER 31, 1981	
STATUTORY EXPENDITURES	Total 1,474,500.00	ASSETS	
Pensions & F. I. C. A. 94,149.19	EQUALIZED VALUATION BASIS	Cash Dec. 31, 1981	536,047.71
Employee Fringe Benefits 15,000.00	FOR NET DEBT COMPUTATION	Taxes Receivable	56,214.10
Other Statutory Expenditures 3,200.00	REAL PROPERTY VALUATIONS	Tax Title Liens	2,675.27
CETA And Other Public Employment Programs 14,201.32	Code Class # of Parcels % VAL'N	Foreclosed Property	3,875.00
MUNICIPAL FUNCTIONS TOTAL 992,356.24	1 Vacant Land 10 .36	Emergencies & Other Deferred Charges	33,440.00
CAPITAL IMPROVEMENTS *MEMU* 5,000.00	2 Residential 796 82.24	State and Federal Aid Receivable	
DEBT SERVICE	3 Farm	Other Receivables	
Principal Payments 80,000.00	4a Commercial 56 8.43	Total	632,256.08
Interest Payments 46,620.61	4b Industrial 2 .37	LIABILITIES, RESERVES, AND SURPLUS	
DEFERRED CHARGES 6,391.72	4c Apartments 11 8.60	Cash Liabilities	265,063.18
SCHOOL, COUNTY, SPECIAL DISTRICT TAXES 220,500.00	Total 875	Reserves for Receivables	62,768.37
RESERVE FOR UNCOLLECTED TAXES 90,254.10	Land Area .40 Sq. Miles	Surplus Dec. 31, 1981	284,424.53
EXPENDITURES TOTAL 2,052,122.71	Net Valuation Taxable-Municipal 25,462,098	Total	632,256.08
	Net Valuation Taxable-County 62,032,789		
	State Equalized Valuation 68,436,056		
	State Equalization Ratio 37.07		

Population 1980 8,702
 Population 1981 8,560
 S & P Rating
 Moody Rating

General Tax Rate Per \$100.

3.06

State Equalized Tax Rate

2.90

BARNEGAT TOWNSHIP – OCEAN COUNTY**Form of Government:****Township Committee****Number of Members on Governing Body – 3****PER CAPITA:**

Gross Debt 722.79
 Net Debt 262.16
 Debt Service 9.99
 Total Tax Levy 513.32
 Municipal Expenditures 242.70

PER CENT:

Gross Debt 4.71
 Net Debt 1.71
 Tax Levy Collected 89.40
 Tax Levy Cancelled, Abated or Adjusted

EXPENDITURES		REVENUES-REALIZED		1981 PROPERTY TAX	
GENERAL GOVERNMENT				STATE EQUALIZED TAX RATE →	
Governing Body & Public Boards		1981 Property Taxes Collected	4,111,145.54	Local District School Taxes 2.10	3,277,761.00
Municipal Clerk	28,320.00	1981 Payments in Lieu of Taxes		Regional & Consolidated School Tax	
Financial Administration	33,660.00	Delinquent Tax & Lien Collections	257,821.39	School Taxes in Municipal Budget	
Assessment of Taxes	27,519.00	Business Personalty Replacement Taxes	14,785.64	County Taxes .44	* 651,017.54
Collection of Taxes	65,481.00	Taxes from Public Utilities	444,509.00	County Library Taxes .02	38,305.42
Planning, Housing & Development	30,021.00	Other Miscellaneous Tax Revenues		Local Municipal Purpose Taxes .34	528,000.00
Human Resources		State Aid Revenues	72,201.18	Veteran & Senior Citizen Taxes	78,400.00
Elections		Federal Aid Revenues	10,159.29	Total Taxes for Rate Computation 2.90	4,613,683.96
General Administration (other)	194,275.01	State and Local Fiscal Assistance Act Utilized	141,250.72	Special District Taxes	
JUDICIARY		Sale of Acquired Property	38,000.00	Bank Corp. Taxes	3,788.51
Municipal Courts	30,850.00	Other Miscellaneous Revenues	447,411.26	Added and Omitted Taxes	63,353.60
PUBLIC SAFETY		Total	5,537,288.02	Total Taxes Levied - ABSTRACT	4,602,426.07
Fire Protection	50,460.00	Prior Years Surplus Appropriated	725,000.00	Total Taxes Billed	4,598,637.56
Police Protection	459,203.00	REVENUES TOTAL	6,262,288.02	1981 TAXES COLLECTED	4,111,145.54
Civil Defense & Disaster Control	83.00	Reserve For Uncollected Taxes	526,000.00	1981 Taxes Cancelled, Abated or Adjusted	
Environmental Inspection & Control	14,623.00	CAPITAL OUTLAY TOTAL	450,301.54	Transfer to Tax Title Liens or Foreclosed	127,598.56
Other Public Safety		Public Enterprises		Balance Outstanding Dec. 31, 1981	359,889.46
PUBLIC WORKS		Recreation—Culture		PRIOR YEARS TAXES OUTSTANDING	
Streets and Drainage	87,974.21	Public Works	450,727.31	Balance January 1, 1981	228,674.31
Sewers and Sewage Processing	2,000.00	Buildings and Grounds	5,574.63	Collected in 1981	187,450.74
Garbage and Trash Disposal	85,000.00	Library and Education		Cancelled, Abated or Adjusted 1981	
Public Buildings and Grounds	44,597.00	Conservation		Transfers to Tax Title Liens or Foreclosed	41,223.57
Other Public Works	124,490.00	All Other		Balance December 31, 1981	
HEALTH and WELFARE		CAPITAL DEBT AUTHORIZED, DECEMBER 31, 1981		TAX TITLE LIENS OUTSTANDING	
Health Services Except Environmental	12,628.00	ISSUED AND UNISSUED		Balance January 1, 1981	319,651.42
Welfare-Public Assistance	22,727.00	School	4,898,000	Transfer From Taxes	175,984.73
Hospitals, Clinics, First Aid	1,000.00	Self-liquidating		Redeemed in 1981	70,370.65
Animal, Insect, & Rodent Control	10,211.00	Other	1,582,507	Cancelled, Abated or Adjusted (1981)	
Other Welfare Services		Total	6,480,507	Transfers to Foreclosed Property	25,819.51
RECREATION and CONSERVATION		ISSUED AND OUTSTANDING		Balance December 31, 1981	399,445.99
Beaches and Boardwalks		School	4,898,000.00	PROPERTY ACQUIRED BY DEED OR FORECLOSURE	
Parks, Playgrounds, Shade Trees	260.00	Self-Liquidating		Balance January 1, 1981	454,511.49
Land Reclamation & Conservation		Other	1,490,275.00	Transfers From Taxes or Liens	25,819.51
Other Recreational Services	41,037.00	Total	6,388,275.00	Sale for Cash (1981)	38,000.00
EDUCATION (excluding schools)		EQUALIZED VALUATION BASIS		Cancelled, Abated or Adjusted (1981)	
Libraries	3,600.00	FOR NET DEBT COMPUTATION	137,665,308	Balance December 31, 1981	442,331.00
Other Educational Services	5,338.15	REAL PROPERTY VALUATIONS		CURRENT FINANCES DECEMBER 31, 1981	
STATUTORY EXPENDITURES		Code Class # of Parcels % VAL'N	ASSESSED VALUATION	ASSETS	
Pensions & F. I. C. A.	80,423.00	1 Vacant Land 4702 22.28	26,864,920.00	Cash Dec. 31, 1981	835,544.20
Employee Fringe Benefits	33,010.00	2 Residential 2870 71.16	85,821,400.00	Taxes Receivable	359,889.46
Other Statutory Expenditures	20,027.01	3 Farm 38 .29	349,600.00	Tax Title Liens	399,445.99
CETA And Other Public Employment Programs	21,000.00	4a Commercial 72 5.94	7,160,500.00	Foreclosed Property	442,331.00
MUNICIPAL FUNCTIONS TOTAL	1,533,818.38	4b Industrial 8 .33	399,800.00	Emergencies & Other Deferred Charges	16,800.00
CAPITAL IMPROVEMENTS *MEMO*	30,726.00	4c Apartments		State and Federal Aid Receivable	51,499.85
DEBT SERVICE		Total 7690	120,596,220.00	Other Receivables	181,644.56
Principal Payments	85,594.35	Land Area 34.90 Sq. Miles		Total	2,287,555.06
Interest Payments		Net Valuation Taxable-Municipal	124,003,191	LIABILITIES, RESERVES, AND SURPLUS	
DEFERRED CHARGES	26,633.07	Net Valuation Taxable-County	146,034,801	Cash Liabilities	288,714.78
SCHOOL, COUNTY, SPECIAL DISTRICT TAXES	4,007,283.96	State Equalized Valuation	155,406,240	Reserves for Receivables	1,382,195.04
RESERVE FOR UNCOLLECTED TAXES	526,000.00	State Equalization Ratio	79.34	Surplus Dec. 31, 1981	616,645.24
EXPENDITURES TOTAL	6,183,329.76			Total	2,287,555.06

1501

Population 1980 619
 Population 1981 641
 S & P Rating
 Moody Rating

General Tax Rate Per \$100. 2.10
 State Equalized Tax Rate 1.04

BARNEGAT LIGHT BOROUGH - OCEAN CO.
Form of Government:
Borough Council
Number of Members on Governing Body - 6

PER CAPITA.
 Gross Debt 1,752.93
 Net Debt
 Debt Service 35.30
 Total Tax Levy 1,710.64
 Municipal Expenditures 996.97

PER CENT:
 Gross Debt 1.29
 Net Debt
 Tax Levy Collected 94.97
 Tax Levy Cancelled, Abated or Adjusted

EXPENDITURES		REVENUES-REALIZED		1981 PROPERTY TAX	
GENERAL GOVERNMENT				STATE EQUALIZED TAX RATE	
Governing Body & Public Boards	1,002.00	1981 Property Taxes Collected	1,040,113.94	Local District School Taxes .11	116,515.47
Municipal Clerk		1981 Payments in Lieu of Taxes		Regional & Consolidated School Tax .30	309,088.65
Financial Administration	7,766.00	Delinquent Tax & Lien Collections	53,780.20	School Taxes in Municipal Budget	
Assessment of Taxes	37,037.00	Business Personalty Replacement Taxes	5,978.88	County Taxes .41	* 418,347.28
Collection of Taxes	20,513.00	Taxes from Public Utilities	55,039.00	County Library Taxes .02	23,311.54
Planning, Housing & Development	3,671.00	Other Miscellaneous Tax Revenues		Local Municipal Purpose Taxes .20	208,131.00
Human Resources		State Aid Revenues	4,213.39	Veteran & Senior Citizen Taxes	12,450.00
Elections		Federal Aid Revenues		Total Taxes for Rate Computation 1.04	1,087,843.94
General Administration (other)	88,974.11	State and Local Fiscal Assistance Act Utilized	24,374.00	Special District Taxes	
JUDICIARY		Sole of Acquired Property		Bank Corp. Taxes	1,350.60
Municipal Courts	8,313.82	Other Miscellaneous Revenues	174,059.49	Added and Omitted Taxes	19,776.71
PUBLIC SAFETY		Total	1,357,558.90	Total Taxes Levied - ABSTRACT	1,096,521.25
Fire Protection	5,250.00	Prior Years Surplus Appropriated	248,000.00	Total Taxes Billed	1,095,170.65
Police Protection	74,500.00	REVENUES TOTAL	1,605,558.90	1981 TAXES COLLECTED	1,040,113.94
Civil Defense & Disaster Control	950.00	Reserve For Uncollected Taxes	98,877.78	1981 Taxes Cancelled, Abated or Adjusted	
Environmental Inspection & Control	11,286.17	CAPITAL OUTLAY TOTAL	135,614.60	Transfer to Tax Title Liens or Foreclosed	
Other Public Safety				Balance Outstanding Dec. 31, 1981	55,056.71
PUBLIC WORKS				PRIOR YEARS TAXES OUTSTANDING	
Streets and Drainage	67,354.80	Public Enterprises	135,614.60	Balance January 1, 1981	53,780.20
Sewers and Sewage Processing		Recreation—Culture		Collected in 1981	53,780.20
Garbage and Trash Disposal	58,169.80	Public Works		Cancelled, Abated or Adjusted 1981	
Public Buildings and Grounds	8,500.00	Buildings and Grounds		Transfers to Tax Title Liens or Foreclosed	
Other Public Works		Library and Education		Balance December 31, 1981	
HEALTH and WELFARE		Conservation		TAX TITLE LIENS OUTSTANDING	
Health Services Except Environmental	930.01	All Other		Balance January 1, 1981	344.39
Welfare-Public Assistance	3,300.00	CAPITAL DEBT AUTHORIZED, DECEMBER 31, 1981		Transfer From Taxes	
Hospitals, Clinics, First Aid	1,500.00	ISSUED AND UNISSUED		Redeemed in 1981	
Animal, Insect, & Rodent Control	1,250.00	GROSS DEBT		Cancelled, Abated or Adjusted (1981)	
Other Welfare Services		School 164,439		Transfers to Foreclosed Property	
RECREATION and CONSERVATION		Self-liquidating 814,187		Balance December 31, 1981	344.39
Beaches and Boardwalks	54,833.64	Other 145,000		PROPERTY ACQUIRED BY DEED OR	
Parks, Playgrounds, Shade Trees	5,925.00	Total 1,123,626		FORECLOSURE	
Land Reclamation & Conservation		ISSUED AND OUTSTANDING		Balance January 1, 1981	2,700.00
Other Recreational Services	7,400.00	School 164,439.14		Transfers From Taxes or Liens	
EDUCATION (excluding schools)		Self-Liquidating		Sale for Cash (1981)	
Libraries	125.00	Other		Cancelled, Abated or Adjusted (1981)	
Other Educational Services		Total 164,439.14		Balance December 31, 1981	2,700.00
STATUTORY EXPENDITURES		EQUALIZED VALUATION BASIS		CURRENT FINANCES DECEMBER 31, 1981	
Pensions & F. I. C. A.	21,880.00	FOR NET DEBT COMPUTATION	66,855,280	ASSETS	
Employee Fringe Benefits	3,000.00	REAL PROPERTY VALUATIONS		Cash Dec. 31, 1981	668,229.97
Other Statutory Expenditures	2,477.65	Code Class # of Parcels % VAL'N		Taxes Receivable	55,056.71
CETA And Other Public Employment Programs		1 Vacant Land 222 10.06	5,127,730.00	Tax Title Liens	344.39
MUNICIPAL FUNCTIONS TOTAL	495,909.00	2 Residential 863 81.06	41,324,920.00	Foreclosed Property	2,700.00
CAPITAL IMPROVEMENTS *MEMO*	5,000.00	3 Form		Emergencies & Other Deferred Charges	502.00
DEBT SERVICE		4a Commercial 42 7.88	4,017,100.00	State and Federal Aid Receivable	25,000.00
Principal Payments	15,000.00	4b Industrial		Other Receivables	60,615.49
Interest Payments	7,625.00	4c Apartments 5 1.00	512,000.00	Total	812,448.56
		Total 1132	50,581,750.00	LIABILITIES, RESERVES, AND SURPLUS	
DEFERRED CHARGES	21,646.00	Land Area .70 Sq. Miles		Cash Liabilities	324,982.58
SCHOOL, COUNTY, SPECIAL DISTRICT TAXES	867,262.94	Net Valuation Taxable-Municipal	51,124,013	Reserves for Receivables	117,531.82
RESERVE FOR UNCOLLECTED TAXES	98,877.78	Net Valuation Taxable-County	87,976,151	Surplus Dec. 31, 1981	369,934.10
EXPENDITURES TOTAL	1,506,320.72	State Equalized Valuation	102,824,539	Total	812,448.56
		State Equalization Ratio	49.65		

0403

Population 1980 7,418
 Population 1981 7,385
 S & P Rating
 Moody Rating A

General Tax Rate Per \$100. 5.50
 State Equalized Tax Rate 3.31

BARRINGTON BOROUGH - CAMDEN CO.
Form of Government:
Borough Council
Number of Members on Governing Body - 6

PER CAPITA:

Gross Debt 181.86
 Net Debt 171.03
 Debt Service 11.45
 Total Tax Levy 527.88
 Municipal Expenditures 211.49

PER CENT:

Gross Debt 1.23
 Net Debt 1.15
 Tax Levy Collected 96.20
 Tax Levy Cancelled, Abated or Adjusted 1.16

EXPENDITURES		REVENUES-REALIZED		1981 PROPERTY TAX	
GENERAL GOVERNMENT				STATE EQUALIZED TAX RATE →	
Governing Body & Public Boards		1981 Property Taxes Collected	3,753,582.13	Local District School Taxes 1.55	1,825,401.00
Municipal Clerk		1981 Payments in Lieu of Taxes		Regional & Consolidated School Tax	
Financial Administration	16,287.62	Delinquent Tax & Lien Collections	43,056.16	School Taxes in Municipal Budget	
Assessment of Taxes	18,087.69	Business Personalty Replacement Taxes	241,286.48	County Taxes 1.14 *	1,337,783.47
Collection of Taxes	14,488.91	Taxes from Public Utilities	321,703.00	County Library Taxes .03	30,468.43
Planning, Housing & Development	17,079.16	Other Miscellaneous Tax Revenues		Local Municipal Purpose Taxes .60	700,000.00
Human Resources		State Aid Revenues	75,128.73	Veteran & Senior Citizen Taxes	84,650.00
Elections		Federal Aid Revenues		Total Taxes for Rate Computation 3.32	3,978,302.90
General Administration (other)	210,796.12	State and Local Fiscal Assistance Act Utilized	52,306.00	Special District Taxes	
JUDICIARY		Sale of Acquired Property		Bank Corp. Taxes	1,671.91
Municipal Courts	16,900.00	Other Miscellaneous Revenues	55,646.17	Added and Omitted Taxes	3,056.39
PUBLIC SAFETY		Total	4,542,748.67	Total Taxes Levied - ABSTRACT	3,898,381.20
Fire Protection	43,745.11	Prior Years Surplus Appropriated	131,052.00	Total Taxes Billed	3,901,934.15
Police Protection	414,646.98	REVENUES TOTAL	4,673,800.67	1981 TAXES COLLECTED	3,753,582.13
Civil Defense & Disaster Control	800.00	Reserve For Uncollected Taxes	112,509.56	1981 Taxes Cancelled, Abated or Adjusted	45,353.94
Environmental Inspection & Control	7,781.70	CAPITAL OUTLAY TOTAL	212,157.62	Transfer to Tax Title Liens or Foreclosed	715.91
Other Public Safety		Public Enterprises	7,551.00	Balance Outstanding Dec. 31, 1981	102,282.17
PUBLIC WORKS		Recreation—Culture		PRIOR YEARS TAXES OUTSTANDING	
Streets and Drainage	223,216.19	Public Works	203,640.50	Balance January 1, 1981	119,874.38
Sewers and Sewage Processing		Buildings and Grounds	925.72	Collected in 1981	43,096.16
Garbage and Trash Disposal	100,309.64	Library and Education		Cancelled, Abated or Adjusted 1981	7,955.01
Public Buildings and Grounds	12,686.94	Conservation		Transfers to Tax Title Liens or Foreclosed	
Other Public Works	47,960.80	All Other		Balance December 31, 1981	68,623.21
HEALTH and WELFARE		CAPITAL DEBT AUTHORIZED, DECEMBER 31, 1981		TAX TITLE LIENS OUTSTANDING	
Health Services Except Environmental	5,320.00	ISSUED AND UNISSUED		Balance January 1, 1981	4,849.71
Welfare-Public Assistance	2,447.66	School		Transfer From Taxes	715.91
Hospitals, Clinics, First Aid		Self-liquidating	79,942	Redeemed in 1981	
Animal, Insect, & Rodent Control		Other	1,263,078	Cancelled, Abated or Adjusted (1981)	
Other Welfare Services		Total	1,343,021	Transfers to Foreclosed Property	
RECREATION and CONSERVATION		ISSUED AND OUTSTANDING		Balance December 31, 1981	5,565.62
Beaches and Boardwalks		School		PROPERTY ACQUIRED BY DEED OR FORECLOSURE	
Parks, Playgrounds, Shade Trees	7,786.51	Self-Liquidating	70,000.00	Balance January 1, 1981	3,342.00
Land Reclamation & Conservation	525.00	Other	1,198,182.00	Transfers From Taxes or Liens	
Other Recreational Services	998.49	Total	1,268,182.00	Sale for Cash (1981)	
EDUCATION (excluding schools)		EQUALIZED VALUATION BASIS FOR NET DEBT COMPUTATION	109,436,840	Cancelled, Abated or Adjusted (1981)	
Libraries	6,737.34	REAL PROPERTY VALUATIONS		Balance December 31, 1981	3,342.00
Other Educational Services		Code Class # of Parcels % VAL'N		CURRENT FINANCES DECEMBER 31, 1981	
STATUTORY EXPENDITURES				ASSETS	
Pensions & F. I. C. A.	113,343.44	1 Vacant Land 65 .74	516,951.00	Cash Dec. 31, 1981	276,139.43
Employee Fringe Benefits	33,812.28	2 Residential 1973 67.32	47,263,480.00	Taxes Receivable	171,105.38
Other Statutory Expenditures	8,219.78	3 Farm 1 .11	77,500.00	Tax Title Liens	5,565.62
CETA And Other Public Employment Programs		4a Commercial 58 5.25	3,685,350.00	Foreclosed Property	3,342.00
MUNICIPAL FUNCTIONS TOTAL	1,323,977.36	4b Industrial 11 19.53	13,711,700.00	Emergencies & Other Deferred Charges	54,414.73
CAPITAL IMPROVEMENTS *MEMO*	12,000.00	4c Apartments 8 7.06	4,956,700.00	State and Federal Aid Receivable	7,528.62
DEBT SERVICE		Total 2116	70,211,681.00	Other Receivables	19,398.69
Principal Payments	25,000.00	Land Area 1.59 Sq. Miles		Total	537,494.47
Interest Payments	59,523.41	Net Valuation Taxable-Municipal	70,740,283	LIABILITIES, RESERVES, AND SURPLUS	
DEFERRED CHARGES	40,863.67	Net Valuation Taxable-County	113,305,839	Cash Liabilities	125,942.70
SCHOOL, COUNTY, SPECIAL DISTRICT TAXES	3,193,652.90	State Equalized Valuation	117,066,627	Reserves for Receivables	199,411.69
RESERVE FOR UNCOLLECTED TAXES	112,509.56	State Equalization Ratio	60.25	Surplus Dec. 31, 1981	212,140.08
EXPENDITURES TOTAL	4,755,526.90			Total	537,494.47

Population 1980 1,344
 Population 1981 1,348
 S & P Rating
 Moody Rating

General Tax Rate Per \$100. 3.15
 State Equalized Tax Rate 2.08

BASS RIVER TOWNSHIP - BURLINGTON CO.

Form of Government:

Commission (1911)

Number of Members on Governing Body - 3

PER CAPITA:
 Gross Debt 930.23
 Net Debt 62.01
 Debt Service
 Total Tax Levy 722.20
 Municipal Expenditures 322.11

PER CENT:
 Gross Debt 3.11
 Net Debt .21
 Tax Levy Collected 85.22
 Tax Levy Cancelled, Abated or Adjusted

EXPENDITURES		REVENUES-REALIZED		1981 PROPERTY TAX	
GENERAL GOVERNMENT				STATE EQUALIZED TAX RATE	
Governing Body & Public Boards		1981 Property Taxes Collected	829,292.14	Local District School Taxes	.75
Municipal Clerk		1981 Payments in Lieu of Taxes		Regional & Consolidated School Tax	.76
Financial Administration	8,500.00	Delinquent Tax & Lien Collections	182,002.07	School Taxes in Municipal Budget	
Assessment of Taxes	5,800.01	Business Personalty Replacement Taxes	22,269.83	County Taxes	.50
Collection of Taxes	16,950.00	Taxes from Public Utilities	70,517.00	County Library Taxes	.03
Planning, Housing & Development	15,767.00	Other Miscellaneous Tax Revenues		Local Municipal Purpose Taxes	.04
Human Resources		State Aid Revenues	14,418.40	Veteran & Senior Citizen Taxes	
Elections		Federal Aid Revenues		Total Taxes for Rate Computation	2.08
General Administration (other)	58,915.90	State and Local Fiscal Assistance Act Utilized	25,845.06	Special District Taxes	
JUDICIARY		Sale of Acquired Property		Bank Corp. Taxes	514.44
Municipal Courts	13,377.08	Other Miscellaneous Revenues	81,153.73	Added and Omitted Taxes	13,152.04
PUBLIC SAFETY		Total	1,225,458.23	Total Taxes Levied - ABSTRACT	973,609.00
Fire Protection	15,100.00	Prior Years Surplus Appropriated	90,000.00	Total Taxes Billed	973,094.56
Police Protection	4,400.00	REVENUES TOTAL	1,315,458.23	1981 TAXES COLLECTED	829,292.14
Civil Defense & Disaster Control	400.00	Reserve For Uncollected Taxes	198,020.00	1981 Taxes Cancelled, Abated or Adjusted	
Environmental Inspection & Control	12,820.00	CAPITAL OUTLAY TOTAL	39,219.00	Transfer to Tax Title Liens or Foreclosed	
Other Public Safety				Balance Outstanding Dec. 31, 1981	143,802.42
PUBLIC WORKS				PRIOR YEARS TAXES OUTSTANDING	
Streets and Drainage	34,421.99	Public Enterprises		Balance January 1, 1981	205,038.81
Sewers and Sewage Processing		Recreation—Culture		Collected in 1981	182,002.07
Garbage and Trash Disposal	23,038.00	Public Works	39,219.00	Cancelled, Abated or Adjusted 1981	
Public Buildings and Grounds	4,600.00	Buildings and Grounds		Transfers to Tax Title Liens or Foreclosed	
Other Public Works		Library and Education		Balance December 31, 1981	23,036.74
HEALTH and WELFARE		Conservation		TAX TITLE LIENS OUTSTANDING	
Health Services Except Environmental	950.02	All Other		Balance January 1, 1981	48,137.56
Welfare-Public Assistance	1,150.00	CAPITAL DEBT AUTHORIZED, DECEMBER 31, 1981		Transfer From Taxes	
Hospitals, Clinics, First Aid		ISSUED AND UNISSUED GROSS DEBT		Redeemed in 1981	
Animal, Insect, & Rodent Control	3,100.00	School	1,170,365	Cancelled, Abated or Adjusted (1981)	
Other Welfare Services		Self-Liquidating		Transfers to Foreclosed Property	
RECREATION and CONSERVATION		Other	83,587	Balance December 31, 1981	48,137.56
Beaches and Boardwalks		Total	1,253,953	PROPERTY ACQUIRED BY DEED OR FORECLOSURE	
Parks, Playgrounds, Shade Trees	240.00	ISSUED AND OUTSTANDING		Balance January 1, 1981	3,700.00
Land Reclamation & Conservation	600.00	School	1,170,365.49	Transfers From Taxes or Liens	
Other Recreational Services		Self-Liquidating		Sale for Cash (1981)	
EDUCATION (excluding schools)		Other	43,000.00	Cancelled, Abated or Adjusted (1981)	
Libraries	250.00	Total	1,213,365.49	Balance December 31, 1981	3,700.00
Other Educational Services		EQUALIZED VALUATION BASIS		CURRENT FINANCES DECEMBER 31, 1981	
STATUTORY EXPENDITURES		FOR NET DEBT COMPUTATION	40,316,513	ASSETS	
Pensions & F. I. C. A.	11,300.00	REAL PROPERTY VALUATIONS		Cash Dec. 31, 1981	359,333.65
Employee Fringe Benefits		Code Class # of Parcels % VAL'N		Taxes Receivable	166,639.16
Other Statutory Expenditures	500.00	1 Vacant Land 871 32.50	9,735,884.00	Tax Title Liens	48,137.56
CETA And Other Public Employment Programs		2 Residential 490 49.56	14,854,450.00	Foreclosed Property	3,700.00
MUNICIPAL FUNCTIONS TOTAL	236,180.00	3 Farm 23 3.86	1,156,080.00	Emergencies & Other Deferred Charges	
CAPITAL IMPROVEMENTS *MEMU*		4a Commercial 46 14.08	4,219,400.00	State and Federal Aid Receivable	
DEBT SERVICE		4b Industrial		Other Receivables	8,822.91
Principal Payments		4c Apartments		Total	586,833.28
Interest Payments		Total	29,565,814.00	LIABILITIES, RESERVES, AND SURPLUS	
DEFERRED CHARGES		Land Area 77.35 Sq. Miles		Cash Liabilities	227,725.35
SCHOOL, COUNTY, SPECIAL DISTRICT TAXES	940,750.52	Net Valuation Taxable-Municipal	30,534,173	Reserves for Receivables	227,499.63
RESERVE FOR UNCOLLECTED TAXES	198,020.00	Net Valuation Taxable-County	4,074,066,100	Surplus Dec. 31, 1981	131,008.30
EXPENDITURES TOTAL	1,374,950.52	State Equalized Valuation	45,856,506	Total	586,833.28
		State Equalization Ratio	66.17		

1502

Population 1980 1,340
 Population 1981 1,359
 S & P Rating
 Moody Rating A

General Tax Rate Per \$100.

1.05

State Equalized Tax Rate

1.29

BAY HEAD BOROUGH - OCEAN COUNTY**Form of Government:****Borough Council****Number of Members on Governing Body - 6****PER CAPITA:**

Gross Debt 1,002.63
 Net Debt 991.60
 Debt Service 57.44
 Total Tax Levy 1,128.79
 Municipal Expenditures 765.50

PER CENT:

Gross Debt 1.35
 Net Debt 1.33
 Tax Levy Collected 57.30
 Tax Levy Cancelled, Abated or Adjusted .06

EXPENDITURES		REVENUES-REALIZED		1981 PROPERTY TAX	
GENERAL GOVERNMENT		1981 Property Taxes Collected		STATE EQUALIZED TAX RATE	
Governing Body & Public Boards			1,489,352.37	Local District School Taxes	.52 608,300.00
Municipal Clerk				Regional & Consolidated School Tax	
Financial Administration				School Taxes in Municipal Budget	
Assessment of Taxes	5,651.00	1981 Payments in Lieu of Taxes	29,363.16	County Taxes	.42 * 491,157.46
Collection of Taxes	12,655.00	Delinquent Tax & Lien Collections	8,387.52	County Library Taxes	.02 27,368.65
Planning, Housing & Development	4,000.00	Business Personalty Replacement Taxes	113,213.03	Local Municipal Purpose Taxes	.34 401,000.00
Human Resources		Taxes from Public Utilities		Veteron & Senior Citizen Taxes	13,050.00
Elections	400.00	Other Miscellaneous Tax Revenues	15,655.07	Total Taxes for Rate Computation	1.30 1,540,876.11
General Administration (other)	87,200.00	State Aid Revenues		Special District Taxes	
JUDICIARY		Federal Aid Revenues	24,859.80	Bank Corp. Taxes	3,520.96
Municipal Courts	15,500.00	State and Local Fiscal Assistance Act Utilized		Added and Omitted Taxes	2,677.63
PUBLIC SAFETY		Sale of Acquired Property		Total Taxes Levied - ABSTRACT	1,534,024.70
Fire Protection	34,400.00	Other Miscellaneous Revenues	366,582.59	Total Taxes Billed	1,530,714.82
Police Protection	158,767.00	Total	2,047,453.54	1981 TAXES COLLECTED	1,489,352.37
Civil Defense & Disaster Control	600.00	Prior Years Surplus Appropriated	300,358.83	1981 Taxes Cancelled, Abated or Adjusted	1,170.12
Environmental Inspection & Control	4,000.00	REVENUES TOTAL	2,347,652.37	Transfer to Tax Title Liens or Foreclosed	3,355.26
Other Public Safety		Reserve For Uncollected Taxes	100,833.00	Balance Outstanding Dec. 31, 1981	36,757.07
PUBLIC WORKS		CAPITAL OUTLAY TOTAL	187,633.17	PRIOR YEARS TAXES OUTSTANDING	
Streets and Drainage	65,925.06	Public Enterprises		Balance January 1, 1981	29,363.77
Sewers and Sewage Processing	131,750.00	Recreation—Culture		Collected in 1981	29,363.16
Gorbage and Trash Disposal	87,500.80	Public Works	145,326.62	Cancelled, Abated or Adjusted 1981	
Public Buildings and Grounds	37,525.00	Buildings and Grounds	22,066.06	Transfers to Tax Title Liens or Foreclosed	
Other Public Works		Library and Education	20,240.49	Balance December 31, 1981	.61
HEALTH and WELFARE		Conservation		TAX TITLE LIENS OUTSTANDING	
Health Services Except Environmental	870.00	All Other		Balance January 1, 1981	18,085.20
Welfare-Public Assistance	2,883.00	CAPITAL DEBT AUTHORIZED, DECEMBER 31, 1981		Transfer From Taxes	3,395.26
Hospitals, Clinics, First Aid		ISSUED AND UNISSUED		Redeemed in 1981	
Animal, Insect, & Rodent Control	700.00	School	15,000	Cancelled, Abated or Adjusted (1981)	
Other Welfare Services		Self-Liquidating		Transfers to Foreclosed Property	
RECREATION and CONSERVATION		Other	1,347,580	Balance December 31, 1981	21,480.46
Beaches and Boardwalks	1,900.00	Total	1,362,580	PROPERTY ACQUIRED BY DEED OR FORECLOSURE	
Parks, Playgrounds, Shade Trees	4,800.00	ISSUED AND OUTSTANDING		Balance January 1, 1981	
Land Reclamation & Conservation		School	15,000.00	Transfers From Taxes or Liens	
Other Recreational Services		Self-Liquidating		Sole for Cosh (1981)	
EDUCATION (excluding schools)		Other	1,026,459.44	Cancelled, Abated or Adjusted (1981)	
Libraries	5,600.00	Total	1,041,459.44	Balance December 31, 1981	
Other Educational Services		EQUALIZED VALUATION BASIS		CURRENT FINANCES DECEMBER 31, 1981	
STATUTORY EXPENDITURES		FOR NET DEBT COMPUTATION	101,247.125	ASSETS	
Pensions & F. I. C. A.	80,949.22	REAL PROPERTY VALUATIONS		Cosh Dec. 31, 1981	852,631.54
Employee Fringe Benefits	11,500.00	Code Class # of Parcels % VAL'N		Taxes Receivable	36,757.68
Other Statutory Expenditures	1,500.00	1 Vacant Land 104 4.39	4,040,000.00	Tax Title Liens	21,480.46
CETA And Other Public Employment Programs		2 Residential 873 88.76	81,657,200.00	Foreclosed Property	
MUNICIPAL FUNCTIONS		3 Farm		Emergencies & Other Deferred Charges	9,680.00
CAPITAL IMPROVEMENTS		4a Commercial 42 6.23	5,732,900.00	State and Federal Aid Receivable	572.85
DEBT SERVICE		4b Industrial		Other Receivables	22,430.74
Principal Payments	20,000.00	4c Apartments 2 .61	563,300.00	Total	943,553.27
Interest Payments	58,066.75	Total 1021	91,993,400.00	LIABILITIES, RESERVES, AND SURPLUS	
DEFERRED CHARGES		Land Area .60 Sq. Miles		Cash Liabilities	470,048.52
SCHOOL, COUNTY, SPECIAL DISTRICT TAXES	1,126,826.11	Net Valuation Taxable-Municipal	92,440,204	Reserves for Receivables	80,668.88
RESERVE FOR UNCOLLECTED TAXES	100,833.00	Net Valuation Taxable-County	103,305,391	Surplus Dec. 31, 1981	392,835.87
EXPENDITURES		State Equalized Valuation	118,287,556	Total	943,553.27
TOTAL	2,167,141.94	State Equalization Ratio	78.34		

0901

Population 1980 65,047
 Population 1981 64,492
 S & P Rating A
 Moody Rating A

General Tax Rate Per \$100. 8.41
 State Equalized Tax Rate 4.26

BAYONNE CITY – HUDSON COUNTY

Form of Government:

Mayor–Council Plan C (OMCL 50)

Number of Members on Governing Body – 5

PER CAPITA:

Gross Debt 335.53
 Net Debt 128.97
 Debt Service 27.87
 Total Tax Levy 539.02
 Municipal Expenditures 501.88

PER CENT:

Gross Debt 2.81
 Net Debt 1.08
 Tax Levy Collected 97.44
 Tax Levy Cancelled, Abated or Adjusted .24

EXPENDITURES		REVENUES-REALIZED		1981 PROPERTY TAX	
GENERAL GOVERNMENT				STATE EQUALIZED TAX RATE →	
Governing Body & Public Boards	198,419.00	1981 Property Taxes Collected	33,824,317.76	Local District Schaal Taxes 1.57	12,800,155.50
Municipal Clerk	117,400.00	1981 Payments in Lieu of Taxes	185,456.52	Regional & Consolidated School Tax	
Financial Administration	209,500.00	Delinquent Tax & Lien Collections	448,881.71	School Taxes in Municipal Budget .04	285,000.00
Assessment of Taxes	97,700.00	Business Personalty Replacement Taxes	2,816,850.00	County Taxes 1.16	9,451,317.75
Collection of Taxes	120,100.00	Taxes from Public Utilities	2,590,257.00	County Library Taxes	
Planning, Hausing & Development	86,500.00	Other Miscellaneous Tax Revenues		Local Municipal Purpose Taxes 1.48	12,055,851.00
Human Resources	367,950.00	State Aid Revenues	1,799,060.43	Veteran & Senior Citizen Taxes	461,400.00
Elections	19,100.00	Federal Aid Revenues	330,581.80	Total Taxes for Rate Computation 4.25	35,053,724.31
General Administration (other)	1,358,176.97	State and Local Fiscal Assistance Act Utilized	783,941.59	Special District Taxes	
JUDICIARY		Sale of Acquired Property	444.00	Bank Corp. Taxes	48,417.29
Municipal Courts	195,400.00	Other Miscellaneous Revenues	2,648,245.96	Added and Omitted Taxes	121,494.48
PUBLIC SAFETY		Total	45,428,561.17	Total Taxes Levied - ABSTRACT	34,762,236.08
Fire Protection	11,008,360.90	Prior Years Surplus Appropriated	2,700,000.00	Total Taxes Billed	34,714,636.29
Police Protection	4,347,315.69	REVENUES TOTAL	48,128,561.17	1981 TAXES COLLECTED	33,824,317.76
Civil Defense & Disaster Contral	25,800.00	Reserve For Uncollected Taxes	1,601,674.98	1981 Taxes Cancelled, Abated or Adjusted	83,515.15
Environmental Inspection & Contral	116,600.00	CAPITAL OUTLAY TOTAL	3,091,921.06	Transfer to Tax Title Liens or Foreclosed	213,143.10
Other Public Safety	96,950.00			Balance Outstanding Dec. 31, 1981	593,660.22
PUBLIC WORKS		Public Enterprises	3,001.20	PRIOR YEARS TAXES OUTSTANDING	
Streets and Drainage	1,071,100.00	Recreation—Culture	53,609.91	Balance January 1, 1981	904,040.49
Sewers and Sewage Processing		Public Works	107,178.33	Collected in 1981	391,974.33
Garbage and Trash Disposal	824,900.00	Buildings and Grounds	4,644.54	Cancelled, Abated or Adjusted 1981	248,580.86
Public Buildings and Grounds	1,313,878.32	Library and Education	2,923,467.08	Transfers to Tax Title Liens or Foreclosed	154,340.54
Other Public Works	74,200.00	Conservation		Balance December 31, 1981	109,144.76
HEALTH and WELFARE		All Other		TAX TITLE LIENS OUTSTANDING	
Health Services Except Environmental	578,826.25	CAPITAL DEBT AUTHORIZED, DECEMBER 31, 1981		Balance January 1, 1981	207,118.36
Welfare-Public Assistance	228,702.00	ISSUED AND UNISSUED		Transfer From Taxes	405,635.45
Hospitals, Clinics, First Aid	111,000.00	School	7,678,000	Redeemed in 1981	56,907.38
Animal, Insect, & Radent Contral	6,200.00	Self-liquidating	4,618,250	Cancelled, Abated or Adjusted (1981)	
Other Welfare Services	41,250.00	Other	9,342,500	Transfers to Foreclosed Property	
RECREATION and CONSERVATION		Total	21,638,750	Balance December 31, 1981	555,846.43
Beaches and Boardwalks		ISSUED AND OUTSTANDING		PROPERTY ACQUIRED BY DEED OR FORECLOSURE	
Parks, Playgrounds, Shade Trees	670,800.00	School	6,164,000.00	Balance January 1, 1981	3,276,886.00
Land Reclamation & Conservation	1,000.00	Self-Liquidating	1,918,250.00	Transfers From Taxes or Liens	
Other Recreational Services	459,050.00	Other	7,641,250.00	Sale for Cash (1981)	360,645.00
EDUCATION (excluding schools)		Total	15,723,500.00	Cancelled, Abated or Adjusted (1981)	
Libraries	705,950.00	EQUALIZED VALUATION BASIS		Balance December 31, 1981	2,916,241.00
Other Educational Services		FOR NET DEBT COMPUTATION	770,161,515	CURRENT FINANCES DECEMBER 31, 1981	
STATUTORY EXPENDITURES		REAL PROPERTY VALUATIONS		ASSETS	
Pensions & F. I. C. A.	3,332,746.98	Code Class # of Parcels % VAL'N	ASSESSED VALUATION	Cash Dec. 31, 1981	8,041,850.43
Employee Fringe Benefits	638,000.00	1 Vacant Land 538 2.81	11,346,300.00	Taxes Receivable	702,804.98
Other Statutory Expenditures	70,000.00	2 Residential 9615 44.97	181,845,150.00	Tax Title Liens	555,846.43
CETA And Other Public Employment Programs	356,000.00	3 Farm		Foreclosed Property	2,910,241.00
MUNICIPAL FUNCTIONS TOTAL	28,648,876.11	4a Commercial 1445 13.78	55,709,100.00	Emergencies & Other Deferred Charges	15,215.07
CAPITAL IMPROVEMENTS *MEMU*	25,000.00	4b Industrial 180 12.70	132,223,900.00	State and Federal Aid Receivable	71,887.79
DEBT SERVICE		4c Apartments 368 5.76	23,278,500.00	Other Receivables	734,752.28
Principal Payments	965,000.00	Total	404,402,950.00	Total	13,038,597.98
Interest Payments	832,490.13	Land Area 5.39 Sq. Miles		LIABILITIES, RESERVES, AND SURPLUS	
TYPE I SCHL DEBT *MEMU	361,990.51	Net Valuation Taxable-Municipal	411,480,125	Cash Liabilities	4,119,214.42
DEFERRED CHARGES	115,365.55	Net Valuation Taxable-County	852,885,693	Reserves for Receivables	4,631,211.72
SCHOOL, COUNTY, SPECIAL DISTRICT TAXES	22,536,473.25	State Equalized Valuation	806,658,930	Surplus Dec. 31, 1981	4,288,171.84
RESERVE FOR UNCOLLECTED TAXES	1,601,674.98	State Equalization Ratio	50.60	Total	13,038,597.98
EXPENDITURES TOTAL	54,903,880.02				

1981-3000

* ABOVE DEBT SERVICE INCLUDES TYPE I SCHOOL DEBT

Population 1980 1,714
 Population 1981 1,769
 S & P Rating
 Moody Rating BAA-1

General Tax Rate Per \$100. 2.22
 State Equalized Tax Rate 1.28

BEACH HAVEN BOROUGH - OCEAN CO.

Form of Government:

Commission (1911)

Number of Members on Governing Body - 3

PER CAPITA:

Gross Debt 605.21
 Net Debt 416.34
 Debt Service 47.55
 Total Tax Levy 1,317.83
 Municipal Expenditures 803.67

PER CENT:

Gross Debt .77
 Net Debt .48
 Tax Levy Collected 93.50
 Tax Levy Cancelled, Abated or Adjusted

EXPENDITURES		REVENUES-REALIZED		1981 PROPERTY TAX	
GENERAL GOVERNMENT				STATE EQUALIZED TAX RATE	
Governing Body & Public Boards	2,876.00	1981 Property Taxes Collected	2,167,840.77	Local District School Taxes .18	333,723.00
Municipal Clerk		1981 Payments in Lieu of Taxes		Regional & Consolidated School Tax .30	535,578.60
Financial Administration	23,580.00	Delinquent Tax & Lien Collections	94,859.86	School Taxes in Municipal Budget	
Assessment of Taxes	79,335.00	Business Personalty Replacement Taxes	25,666.52	County Taxes .41 *	742,609.48
Collection of Taxes	20,585.00	Taxes from Public Utilities	169,261.86	County Library Taxes	
Planning, Housing & Development	12,410.00	Other Miscellaneous Tax Revenues		Local Municipal Purpose Taxes .38	694,945.00
Human Resources		State Aid Revenues	10,685.14	Veteran & Senior Citizen Taxes	29,800.00
Elections		Federal Aid Revenues	16,502.90	Total Taxes for Rate Computation 1.27	2,337,056.14
General Administration (other)	115,132.00	State and Local Fiscal Assistance Act Utilized	57,075.42	Special District Taxes	
JUDICIARY		Sale of Acquired Property		Bank Corp. Taxes	1,637.29
Municipal Courts	15,750.00	Other Miscellaneous Revenues	305,455.76	Added and Omitted Taxes	16,348.77
PUBLIC SAFETY		Total	2,847,348.23	Total Taxes Levied - ABSTRACT	2,321,242.20
Fire Protection	11,350.00	Prior Years Surplus Appropriated	230,000.00	Total Taxes Billed	2,323,604.91
Police Protection	250,757.00	REVENUES TOTAL	3,077,348.23	1981 TAXES COLLECTED	2,167,840.77
Civil Defense & Disaster Control	2,200.00	Reserve For Uncollected Taxes	130,000.00	1981 Taxes Cancelled, Abated or Adjusted	
Environmental Inspection & Control	12,190.00	CAPITAL OUTLAY TOTAL	159,053.79	Transfer to Tax Title Liens or Foreclosed	1,594.03
Other Public Safety				Balance Outstanding Dec. 31, 1981	154,170.11
PUBLIC WORKS				PRIOR YEARS TAXES OUTSTANDING	
Streets and Drainage	168,365.00	Public Enterprises		Balance January 1, 1981	52,477.04
Sewers and Sewage Processing		Recreation—Culture		Collected in 1981	51,149.04
Garbage and Trash Disposal	119,185.00	Public Works	158,951.29	Cancelled, Abated or Adjusted 1981	
Public Buildings and Grounds	55,208.00	Buildings and Grounds	102.50	Transfers to Tax Title Liens or Foreclosed	1,328.00
Other Public Works		Library and Education		Balance December 31, 1981	
HEALTH and WELFARE		Conservation		TAX TITLE LIENS OUTSTANDING	
Health Services Except Environmental	1,200.00	All Other		Balance January 1, 1981	3,557.42
Welfare-Public Assistance	1,800.00	CAPITAL DEBT AUTHORIZED, DECEMBER 31, 1981		Transfer From Taxes	3,086.34
Hospitals, Clinics, First Aid	2,000.00	ISSUED AND UNISSUED GROSS DEBT		Redeemed in 1981	3,710.82
Animal, Insect, & Rodent Control	1,000.00	School 250,248		Cancelled, Abated or Adjusted (1981)	
Other Welfare Services		Self-liquidating 190,000		Transfers to Foreclosed Property	
RECREATION and CONSERVATION		Other 736,506	736,506	Balance December 31, 1981	2,932.54
Beaches and Boardwalks	102,900.00	Total 1,176,755	736,506	PROPERTY ACQUIRED BY DEED OR	
Parks, Playgrounds, Shade Trees	12,275.00	ISSUED AND OUTSTANDING		FORECLOSURE	
Land Reclamation & Conservation		School 250,248.86		Balance January 1, 1981	24,705.00
Other Recreational Services	8,800.00	Self-Liquidating 85,000.00		Transfers From Taxes or Liens	
EDUCATION (excluding schools)		Other 684,500.00		Sale for Cash (1981)	
Libraries	28,100.00	Total 1,019,748.86		Cancelled, Abated or Adjusted (1981)	
Other Educational Services		EQUALIZED VALUATION BASIS		Balance December 31, 1981	24,705.00
STATUTORY EXPENDITURES		FOR NET DEBT COMPUTATION	153,140,707	CURRENT FINANCES DECEMBER 31, 1981	
Pensions & F. I. C. A.	93,486.93	REAL PROPERTY VALUATIONS		ASSETS	
Employee Fringe Benefits	29,100.00	Code Class # of Parcels % VAL'N		Cash Dec. 31, 1981	727,697.51
Other Statutory Expenditures	4,000.00	1 Vacant Land 273 6.17		Taxes Receivable	154,170.11
CETA And Other Public Employment Programs	20,000.00	2 Residential 1534 72.50		Tax Title Liens	2,932.54
MUNICIPAL FUNCTIONS TOTAL	1,193,584.93	3 Farm		Foreclosed Property	24,705.00
CAPITAL IMPROVEMENTS *MEMU*	12,000.00	4a Commercial 119 14.13	14,620,700.00	Emergencies & Other Deferred Charges	72,074.68
DEBT SERVICE		4b Industrial		State and Federal Aid Receivable	
Principal Payments	31,000.00	4c Apartments 102 7.20	7,445,800.00	Other Receivables	133,557.79
Interest Payments	51,108.13	Total 2028	103,485,350.00	Total	1,115,138.03
DEFERRED CHARGES	13,991.07	Land Area 1.00 Sq. Miles		LIABILITIES, RESERVES, AND SURPLUS	
SCHOOL, COUNTY, SPECIAL DISTRICT TAXES	1,612,311.14	Net Valuation Taxable-Municipal	104,103,175	Cash Liabilities	624,284.00
RESERVE FOR UNCOLLECTED TAXES	130,000.00	Net Valuation Taxable-County	156,182,501	Reserves for Receivables	315,365.84
EXPENDITURES TOTAL	3,033,995.27	State Equalized Valuation	180,217,559	Surplus Dec. 31, 1981	175,488.19
		State Equalization Ratio	57.62	Total	1,115,138.03

Population 1980 7,087
 Population 1981 7,963
 S & P Rating
 Moody Rating BAA-1

General Tax Rate Per \$100. 3.12
 State Equalized Tax Rate 2.62

BEACHWOOD BOROUGH - OCEAN COUNTY

Form of Government:

Borough Council

Number of Members on Governing Body - 6

PER CAPITA:

Gross Debt 370.57
 Net Debt 108.95
 Debt Service 26.34
 Total Tax Levy 404.76
 Municipal Expenditures 215.74

PER CENT:

Gross Debt 2.70
 Net Debt .19
 Tax Levy Collected 90.93
 Tax Levy Cancelled, Abated or Adjusted

EXPENDITURES		REVENUES-REALIZED		1981 PROPERTY TAX	
GENERAL GOVERNMENT				STATE EQUALIZED TAX RATE	
Governing Body & Public Boords		1981 Property Taxes Collected		Local District School Taxes	
Municipal Clerk		1981 Payments in Lieu of Taxes		Regional & Consolidated School Tax 1.60	
Financial Administration		Delinquent Tax & Lien Collections		School Taxes in Municipal Budget	
Assessment of Taxes		Business Personalty Replacement Taxes		County Taxes .44	
Collection of Taxes		Taxes from Public Utilities		County Library Taxes .02	
Planning, Housing & Development		Other Miscellaneous Tax Revenues		Local Municipal Purpose Taxes .56	
Human Resources		State Aid Revenues		Veteran & Senior Citizen Taxes	
Elections		Federal Aid Revenues		Total Taxes for Rate Computation 2.62	
General Administration (other)		State and Local Fiscal Assistance Act Utilized		Special District Taxes	
JUDICIARY		Sole of Acquired Property		Bank Corp. Taxes	
Municipal Courts		Other Miscellaneous Revenues		Added and Omitted Taxes	
PUBLIC SAFETY		Total		Total Taxes Levied - ABSTRACT	
Fire Protection		Prior Years Surplus Appropriated		Total Taxes Billed	
Police Protection		REVENUES TOTAL		1981 TAXES COLLECTED	
Civil Defense & Disaster Control		Reserve For Uncollected Taxes		1981 Taxes Cancelled, Abated or Adjusted	
Environmental Inspection & Control		CAPITAL OUTLAY TOTAL		Transfer to Tax Title Liens or Foreclosed	
Other Public Safety		Public Enterprises		Balance Outstanding Dec. 31, 1981	
PUBLIC WORKS		Recreation—Culture		PRIOR YEARS TAXES OUTSTANDING	
Streets and Drainage		Public Works		Balance January 1, 1981	
Sewers and Sewage Processing		Buildings and Grounds		Collected in 1981	
Garbage and Trash Disposal		Library and Education		Cancelled, Abated or Adjusted 1981	
Public Buildings and Grounds		Conservation		Transfers to Tax Title Liens or Foreclosed	
Other Public Works		All Other		Balance December 31, 1981	
HEALTH and WELFARE		CAPITAL DEBT AUTHORIZED, DECEMBER 31, 1981		TAX TITLE LIENS OUTSTANDING	
Health Services Except Environmental		ISSUED AND UNISSUED GROSS DEBT		Balance January 1, 1981	
Welfare-Public Assistance		NET DEBT		Transfer From Taxes	
Hospitals, Clinics, First Aid		School 1,056,489		Redeemed in 1981	
Animal, Insect, & Rodent Control		Self-liquidating 426,778		Cancelled, Abated or Adjusted (1981)	
Other Welfare Services		Other 807,550		Transfers to Foreclosed Property	
RECREATION and CONSERVATION		Total 2,950,818		Balance December 31, 1981	
Beaches and Boardwalks		ISSUED AND OUTSTANDING		PROPERTY ACQUIRED BY DEED OR	
Parks, Playgrounds, Shade Trees		School 1,528,333.39		FORECLOSURE	
Land Reclamation & Conservation		Self-Liquidating 302,000.00		Balance January 1, 1981	
Other Recreational Services		Other 713,050.00		Transfers From Taxes or Liens	
EDUCATION (excluding schools)		Total 2,543,383.39		Sole for Cash (1981)	
Libraries		EQUALIZED VALUATION BASIS		Cancelled, Abated or Adjusted (1981)	
Other Educational Services		FOR NET DEBT COMPUTATION		Balance December 31, 1981	
STATUTORY EXPENDITURES		REAL PROPERTY VALUATIONS		CURRENT FINANCES DECEMBER 31, 1981	
Pensions & F. I. C. A.		Code Class # of Parcels % VAL'N		ASSETS	
Employee Fringe Benefits		1 Vacant Land 2021 7.81		Cash Dec. 31, 1981	
Other Statutory Expenditures		2 Residential 2653 88.18		Taxes Receivable	
CETA And Other Public Employment Programs		3 Farm		Tax Title Liens	
MUNICIPAL FUNCTIONS		4a Commercial 66 4.01		Foreclosed Property	
CAPITAL IMPROVEMENTS *MEMU*		4b Industrial		Emergencies & Other Deferred Charges	
DEBT SERVICE		4c Apartments		State and Federal Aid Receivable	
Principal Payments		Total 4740		Other Receivables	
Interest Payments		Land Area 2.80 Sq. Miles		Total	
DEFERRED CHARGES		Net Valuation Taxable-Municipal		LIABILITIES, RESERVES, AND SURPLUS	
SCHOOL, COUNTY, SPECIAL DISTRICT TAXES		Net Valuation Taxable-County		Cash Liabilities	
RESERVE FOR UNCOLLECTED TAXES		State Equalized Valuation		Reserves for Receivables	
EXPENDITURES		State Equalization Ratio		Surplus Dec. 31, 1981	
TOTAL				Total	

Population 1980 2,405
 Population 1981 2,464
 S & P Rating
 Moody Rating

General Tax Rate Per \$100. 1.73
 State Equalized Tax Rate 1.13

BEDMINSTER TOWNSHIP – SOMERSET CO.
Form of Government:
Township Committee
Number of Members on Governing Body – 3

PER CAPITA:

Gross Debt 578.94
 Net Debt 578.94
 Debt Service 10.08
 Total Tax Levy 1,154.79
 Municipal Expenditures 640.14

PER CENT:

Gross Debt .71
 Net Debt .71
 Tax Levy Collected 97.34
 Tax Levy Cancelled, Abated or Adjusted

EXPENDITURES		REVENUES-REALIZED		1981 PROPERTY TAX	
GENERAL GOVERNMENT				STATE EQUALIZED TAX RATE → .39	
Governing Body & Public Boards		1981 Property Taxes Collected	2,765,825.13	Local District School Taxes	569,814.00
Municipal Clerk		1981 Payments in Lieu of Taxes		Regional & Consolidated School Tax	
Financial Administration	21,901.55	Delinquent Tax & Lien Collections	71,092.10	School Taxes in Municipal Budget	
Assessment of Taxes	21,357.40	Business Personalty Replacement Taxes	55,516.50	County Taxes	1,014,985.42
Collection of Taxes	5,705.87	Taxes from Public Utilities	262,650.00	County Library Taxes	67,427.63
Planning, Housing & Development	270,852.35	Other Miscellaneous Tax Revenues		Local Municipal Purpose Taxes	786,780.37
Human Resources		State Aid Revenues	23,225.85	Veteran & Senior Citizen Taxes	16,750.00
Elections		Federal Aid Revenues		* Total Taxes for Rate Computation	2,855,757.62
General Administration (other)	316,029.92	State and Local Fiscal Assistance Act Utilized	12,469.34	Special District Taxes	
JUDICIARY		Sale of Acquired Property		Bank Corp. Taxes	4,497.55
Municipal Courts	40,509.20	Other Miscellaneous Revenues	374,856.03	Added and Omitted Taxes	1,885.75
PUBLIC SAFETY		Total	3,569,703.07	Total Taxes Levied - ABSTRACT	2,845,391.32
Fire Protection	50,700.00	Prior Years Surplus Appropriated	250,000.00	Total Taxes Billed	2,841,545.64
Police Protection	216,821.38	REVENUES TOTAL	3,819,703.07	1981 TAXES COLLECTED	2,765,825.13
Civil Defense & Disaster Control		Reserve For Uncollected Taxes	142,677.57	1981 Taxes Cancelled, Abated or Adjusted	
Environmental Inspection & Control	10,600.00	CAPITAL OUTLAY TOTAL	25,175.00	Transfer to Tax Title Liens or Foreclosed	1,577.76
Other Public Safety		Public Enterprises		Balance Outstanding Dec. 31, 1981	74,142.75
PUBLIC WORKS		Recreation—Culture		PRIOR YEARS TAXES OUTSTANDING	
Streets and Drainage	265,534.24	Public Works	19,925.00	Balance January 1, 1981	67,177.57
Sewers and Sewage Processing		Buildings and Grounds	5,250.00	Collected in 1981	65,908.50
Garbage and Trash Disposal		Library and Education		Cancelled, Abated or Adjusted 1981	
Public Buildings and Grounds	22,045.78	Conservation		Transfers to Tax Title Liens or Foreclosed	1,269.07
Other Public Works	12,484.33	All Other		Balance December 31, 1981	
HEALTH and WELFARE		CAPITAL DEBT AUTHORIZED, DECEMBER 31, 1981		TAX TITLE LIENS OUTSTANDING	
Health Services Except Environmental	27,291.03	ISSUED AND UNISSUED		Balance January 1, 1981	5,183.26
Welfare-Public Assistance	4,350.00	School		Transfer From Taxes	3,087.19
Hospitals, Clinics, First Aid		Self-liquidating		Redeemed in 1981	5,183.26
Animal, Insect, & Rodent Control		Other	1,426,500	Cancelled, Abated or Adjusted (1981)	
Other Welfare Services		Total	1,426,500	Transfers to Foreclosed Property	
RECREATION and CONSERVATION		ISSUED AND OUTSTANDING		Balance December 31, 1981	3,087.19
Beaches and Boardwalks		School		PROPERTY ACQUIRED BY DEED OR FORECLOSURE	
Parks, Playgrounds, Shade Trees		Self-Liquidating		Balance January 1, 1981	
Land Reclamation & Conservation	7,389.40	Other		Transfers From Taxes or Liens	
Other Recreational Services	0,500.00	Total		Sale for Cash (1981)	
EDUCATION (excluding schools)		EQUALIZED VALUATION BASIS		Cancelled, Abated or Adjusted (1981)	
Libraries	10,500.00	FOR NET DEBT COMPUTATION	201,694,308	Balance December 31, 1981	
Other Educational Services	1,000.00	REAL PROPERTY VALUATIONS		CURRENT FINANCES DECEMBER 31, 1981	
STATUTORY EXPENDITURES		Code Class # of Parcels % VAL'N		ASSETS	
Pensions & F. I. C. A.	50,168.97	1 Vacant Land 100 3.30	4,552,700.00	Cash Dec. 31, 1981	1,070,665.04
Employee Fringe Benefits	21,000.00	2 Residential 552 51.50	47,300,900.00	Taxes Receivable	74,142.75
Other Statutory Expenditures	4,000.00	3 Farm 352 22.05	33,120,400.00	Tax Title Liens	3,087.19
CETA And Other Public Employment Programs		4a Commercial 66 43.15	64,756,500.00	Foreclosed Property	
MUNICIPAL FUNCTIONS		4b Industrial		Emergencies & Other Deferred Charges	5,200.00
CAPITAL IMPROVEMENTS		4c Apartments		State and Federal Aid Receivable	
DEBT SERVICE		Total 1070	150,170,900.00	Other Receivables	17,676.28
Principal Payments	8,700.00	Land Area 26.70 Sq. Miles		Total	1,170,771.26
Interest Payments	35,860.11	Net Valuation Taxable-Municipal	164,142,150	LIABILITIES, RESERVES, AND SURPLUS	
DEFERRED CHARGES		Net Valuation Taxable-County	220,090,052	Cash Liabilities	310,383.21
SCHOOL, COUNTY, SPECIAL DISTRICT TAXES	2,052,227.25	State Equalized Valuation	243,414,587	Reserves for Receivables	54,906.22
RESERVE FOR UNCOLLECTED TAXES	142,677.57	State Equalization Ratio	65.45	Surplus Dec. 31, 1981	765,481.83
EXPENDITURES				Total	1,170,771.26
TOTAL	3,625,532.55				

0701

Population 1980 35,367
 Population 1981 35,165
 S & P Rating
 Moody Rating

General Tax Rate Per \$100. 4.86
 State Equalized Tax Rate 3.79

BELLEVILLE TOWNSHIP - ESSEX COUNTY
Form of Government:
Commission (1911)
Number of Members on Governing Body - 5

PER CAPITA: Gross Debt 82.71 PER CENT: Gross Debt .56
 Net Debt 16.65 Net Debt .11
 Debt Service .30 Tax Levy Collected 95.83
 Total Tax Levy 617.91 Tax Levy Cancelled, Abated
 Municipal Expenditures 326.68 or Adjusted .91

EXPENDITURES		REVENUES-REALIZED		1981 PROPERTY TAX	
GENERAL GOVERNMENT				STATE EQUALIZED TAX RATE	
Governing Body & Public Boords	55,328.24	1981 Property Taxes Collected	20,812,502.90	Local District School Taxes 1.59	9,054,919.00
Municipal Clerk	42,748.66	1981 Payments in Lieu of Taxes		Regional & Consolidated School Tax	
Financial Administration	133,794.06	Delinquent Tax & Lien Collections	570,727.43	School Taxes in Municipal Budget	
Assessment of Taxes	28,246.97	Business Personalty Replacement Taxes	910,853.84	County Taxes 1.14	6,488,007.64
Collection of Taxes	35,739.00	Taxes from Public Utilities	1,671,734.00	County Library Taxes	
Planning, Housing & Development	26,770.00	Other Miscellaneous Tax Revenues		Local Municipal Purpose Taxes 1.06	6,057,120.30
Human Resources	11,000.00	State Aid Revenues	733,739.30	Veteran & Senior Citizen Taxes	318,200.00
Elections	15,313.06	Federal Aid Revenues		Total Taxes for Rate Computation 3.79	41,918,246.94
General Administration (other)	580,302.49	State and Local Fiscal Assistance Act Utilized	304,604.00	Special District Taxes	
JUDICIARY		Sale of Acquired Property		Bank Corp. Taxes	31,844.43
Municipal Courts	86,601.00	Other Miscellaneous Revenues	1,021,064.06	Added and Omitted Taxes	97,025.04
PUBLIC SAFETY		Total	26,025,165.53	Total Taxes Levied - ABSTRACT	21,728,916.41
Fire Protection	1,845,000.00	Prior Years Surplus Appropriated	564,000.00	Total Taxes Billed	21,717,959.76
Police Protection	2,168,988.06	REVENUES TOTAL	26,589,165.53	1981 TAXES COLLECTED	20,812,502.90
Civil Defense & Disaster Control	5,891.00	Reserve For Uncollected Taxes	1,192,021.12	1981 Taxes Cancelled, Abated or Adjusted	157,772.84
Environmental Inspection & Control	85,370.27	CAPITAL OUTLAY TOTAL	645,989.67	Transfer to Tax Title Liens or Foreclosed	57,210.22
Other Public Safety	19,300.00			Balance Outstanding Dec. 31, 1981	650,473.80
PUBLIC WORKS		Public Enterprises		PRIOR YEARS TAXES OUTSTANDING	
Streets and Drainage	525,987.00	Recreation—Culture	22,810.00	Balance January 1, 1981	709,189.31
Sewers and Sewage Processing	913,259.97	Public Works	372,209.41	Collected in 1981	533,285.46
Garbage and Trash Disposol	500,000.00	Buildings and Grounds	211,552.65	Cancelled, Abated or Adjusted 1981	102,772.41
Public Buildings and Grounds	359,096.30	Library and Education	39,417.61	Transfers to Tax Title Liens or Foreclosed	43,470.27
Other Public Works	56,372.00	Conservation		Balance December 31, 1981	29,661.17
HEALTH and WELFARE		All Other		TAX TITLE LIENS OUTSTANDING	
Health Services Except Environmental	432,032.87	CAPITAL DEBT AUTHORIZED, DECEMBER 31, 1981		Balance January 1, 1981	161,802.19
Welfare-Public Assistance	45,571.18	ISSUED AND UNISSUED		Transfer From Taxes	103,943.58
Hospitals, Clinics, First Aid	18,310.92	School	1,807,000	Redeemed in 1981	37,441.57
Animal, Insect, & Rodent Control	4,000.00	Self-liquidating	311,000	Cancelled, Abated or Adjusted (1981)	
Other Welfare Services		Other	790,500	Transfers to Foreclosed Property	
RECREATION and CONSERVATION		Total	2,908,500	Balance December 31, 1981	228,303.80
Beaches and Boardwalks		ISSUED AND OUTSTANDING		PROPERTY ACQUIRED BY DEED OR FORECLOSURE	
Parks, Playgrounds, Shade Trees	119,191.70	School	1,696,000.00	Balance January 1, 1981	45,700.00
Land Reclamation & Conservation		Self-Liquidating		Transfers From Taxes or Liens	
Other Recreational Services	331,102.00	Other	369,000.00	Sale for Cash (1981)	
EDUCATION (excluding schools)		Total	2,065,000.00	Cancelled, Abated or Adjusted (1981)	
Libraries	237,500.00	EQUALIZED VALUATION BASIS		Balance December 31, 1981	45,700.00
Other Educational Services		FOR NET DEBT COMPUTATION	517,818,894	CURRENT FINANCES DECEMBER 31, 1981	
STATUTORY EXPENDITURES		REAL PROPERTY VALUATIONS		ASSETS	
Pensions & F. I. C. A.	1,094,912.70	Code Class # of Parcels % VAL'N		Cash Dec. 31, 1981	5,052,671.10
Employee Fringe Benefits	358,057.76	1 Vacant Land 292 .45	1,993,500.00	Taxes Receivable	880,134.97
Other Statutory Expenditures	34,000.00	2 Residential 7144 66.47	291,689,300.00	Tax Title Liens	228,303.80
CETA And Other Public Employment Programs		3 Farm		Foreclosed Property	45,700.00
MUNICIPAL FUNCTIONS TOTAL	10,169,787.21	4a Commercial 597 12.48	54,790,000.00	Emergencies & Other Deferred Charges	1,148.23
CAPITAL IMPROVEMENTS *MEMO*		4b Industrial 169 9.92	43,543,700.00	State and Federal Aid Receivable	712.42
DEBT SERVICE		4c Apartments 139 10.67	46,841,600.00	Other Receivables	30,780.10
Principal Payments	10,608.76	Total 8341	438,858,100.00	Total	6,039,450.62
Interest Payments		Land Area 3.30 Sq. Miles		LIABILITIES, RESERVES, AND SURPLUS	
DEFERRED CHARGES	115,416.07	Net Valuation Taxable-Municipal	444,875,200	Cash Liabilities	4,084,039.85
SCHOOL, COUNTY, SPECIAL DISTRICT TAXES	15,542,926.64	Net Valuation Taxable-County	547,192,040	Reserves for Receivables	984,172.57
RESERVE FOR UNCOLLECTED TAXES	1,192,021.12	State Equalized Valuation	568,678,987	Surplus Dec. 31, 1981	971,236.20
EXPENDITURES TOTAL	27,030,759.80	State Equalization Ratio	78.00	Total	6,039,450.62

0404

Population 1980 13,721
 Population 1981 13,075
 S & P Rating
 Moody Rating

General Tax Rate Per \$100. 3.76
 State Equalized Tax Rate 3.07

BELLMAR BOROUGH - CAMDEN COUNTY**Form of Government:****Borough Council****Number of Members on Governing Body - 6****PER CAPITA:**

Gross Debt 274.92
 Net Debt 131.23
 Debt Service 24.37
 Total Tax Levy 402.10
 Municipal Expenditures 200.28

PER CENT:

Gross Debt 2.05
 Net Debt .98
 Tax Levy Collected 96.40
 Tax Levy Cancelled, Abated or Adjusted .42

EXPENDITURES		REVENUES-REALIZED		1981 PROPERTY TAX	
GENERAL GOVERNMENT				STATE EQUALIZED TAX RATE	
Governing Body & Public Boards	24,651.03	1981 Property Taxes Collected	6,092,866.54	Local District School Taxes 1.02	2,098,891.00
Municipal Clerk		1981 Payments in Lieu of Taxes		Regional & Consolidated School Tax .49	1,001,512.50
Financial Administration	17,440.00	Delinquent Tax & Lien Collections	211,417.18	School Taxes in Municipal Budget	
Assessment of Taxes	15,662.92	Business Personalty Replacement Taxes	104,440.88	County Taxes 1.05 *	2,152,285.19
Collection of Taxes	29,580.07	Taxes from Public Utilities	615,348.00	County Library Taxes .02	49,481.72
Planning, Housing & Development	6,331.57	Other Miscellaneous Tax Revenues		Local Municipal Purpose Taxes .48	992,370.00
Human Resources		State Aid Revenues	144,105.63	Veteran & Senior Citizen Taxes	139,150.00
Elections	6,032.49	Federal Aid Revenues	42,545.49	Total Taxes for Rate Computation 3.06	8,433,690.41
General Administration (other)	286,079.15	State and Local Fiscal Assistance Act Utilized	113,006.00	Special District Taxes	
JUDICIARY		Sole of Acquired Property		Bank Corp. Taxes	7,395.60
Municipal Courts	53,045.74	Other Miscellaneous Revenues	322,632.48	Added and Omitted Taxes	17,294.41
PUBLIC SAFETY		Total	7,646,362.20	Total Taxes Levied - ABSTRACT	6,319,230.42
Fire Protection	65,173.60	Prior Years Surplus Appropriated	450,000.00	Total Taxes Billed	6,320,411.83
Police Protection	554,212.00	REVENUES TOTAL	8,096,362.20	1981 TAXES COLLECTED	6,092,866.54
Civil Defense & Disaster Control	2,000.00	Reserve For Uncollected Taxes	300,411.18	1981 Taxes Cancelled, Abated or Adjusted	26,414.56
Environmental Inspection & Control	15,749.50	CAPITAL OUTLAY TOTAL	310,732.19	Transfer to Tax Title Liens or Foreclosed	22,077.77
Other Public Safety		Public Enterprises	64,050.33	Balance Outstanding Dec. 31, 1981	179,052.96
PUBLIC WORKS		Recreation—Culture		PRIOR YEARS TAXES OUTSTANDING	
Streets and Drainage	373,758.28	Public Works	221,373.22	Balance January 1, 1981	279,849.41
Sewers and Sewage Processing		Buildings and Grounds	25,268.64	Collected in 1981	193,856.59
Gorbage and Trash Disposal	146,531.12	Library and Education		Cancelled, Abated or Adjusted 1981	57,124.60
Public Buildings and Grounds	49,133.28	Conservation		Transfers to Tax Title Liens or Foreclosed	5,811.40
Other Public Works	14,800.00	All Other		Balance December 31, 1981	23,056.82
HEALTH and WELFARE		CAPITAL DEBT AUTHORIZED, DECEMBER 31, 1981		TAX TITLE LIENS OUTSTANDING	
Health Services Except Environmental	8,850.00	ISSUED AND UNISSUED		Balance January 1, 1981	44,529.80
Welfare-Public Assistance	8,105.77	School	1,386,903	Transfer From Taxes	28,258.85
Hospitals, Clinics, First Aid		Self-liquidating	578,000	Redeemed in 1981	17,560.59
Animal, Insect, & Rodent Control		Other	1,794,625	Cancelled, Abated or Adjusted (1981)	89.60
Other Welfare Services		Total	3,759,529	Transfers to Foreclosed Property	
RECREATION and CONSERVATION		ISSUED AND OUTSTANDING		Balance December 31, 1981	55,138.52
Beaches and Boardwalks		School	1,386,903.79	PROPERTY ACQUIRED BY DEED OR FORECLOSURE	
Parks, Playgrounds, Shade Trees	127,272.40	Self-liquidating	543,000.00	Balance January 1, 1981	3,261.00
Land Reclamation & Conservation		Other	289,000.00	Transfers From Taxes or Liens	
Other Recreational Services	11,009.82	Total	2,218,903.79	Sole for Cash (1981)	
EDUCATION (excluding schools)		EQUALIZED VALUATION BASIS FOR NET DEBT COMPUTATION	183,563,725	Cancelled, Abated or Adjusted (1981)	
Libraries	7,650.00	REAL PROPERTY VALUATIONS		Balance December 31, 1981	3,261.00
Other Educational Services		Code Class # of Parcels % VAL'N	ASSESSED VALUATION	CURRENT FINANCES DECEMBER 31, 1981	
STATUTORY EXPENDITURES		1 Vacant Land 206 1.78	2,559,300.00	ASSETS	
Pensions & F. I. C. A.	143,382.05	2 Residential 3269 64.04	106,351,000.00	Cash Dec. 31, 1981	1,127,525.40
Employee Fringe Benefits	62,953.57	3 Farm		Taxes Receivable	202,109.78
Other Statutory Expenditures	10,000.00	4a Commercial 105 7.22	11,583,200.00	Tax Title Liens	55,138.52
CETA And Other Public Employment Programs	33,000.00	4b Industrial 62 19.46	32,317,800.00	Foreclosed Property	3,261.00
MUNICIPAL FUNCTIONS TOTAL	2,072,384.36	4c Apartments 9 7.51	12,466,550.00	Emergencies & Other Deferred Charges	55,559.22
CAPITAL IMPROVEMENTS *MEMO*	5,000.00	Total 3651	166,077,850.00	State and Federal Aid Receivable	
DEBT SERVICE		Land Area 2.99 Sq. Miles		Other Receivables	17,834.74
Principal Payments	219,580.00	Net Valuation Taxable-Municipal	167,750,604	Total	1,461,428.66
Interest Payments	113,725.27	Net Valuation Taxable-County	184,012,393	LIABILITIES, RESERVES, AND SURPLUS	
DEFERRED CHARGES	32,765.28	State Equalized Valuation	204,806,280	Cash Liabilities	632,129.56
SCHOOL, COUNTY, SPECIAL DISTRICT TAXES	5,302,170.41	State Equalization Ratio	81.77	Reserves for Receivables	278,344.04
RESERVE FOR UNCOLLECTED TAXES	300,411.18			Surplus Dec. 31, 1981	550,954.66
EXPENDITURES TOTAL	8,041,036.50			Total	1,461,428.66

1306

Population 1980 6,771
 Population 1981 6,719
 S & P Rating
 Moody Rating A

General Tax Rate Per \$100. 5.16
 State Equalized Tax Rate 2.39

BELMAR BOROUGH - MONMOUTH COUNTY

Form of Government:

Commission (1911)

Number of Members on Governing Body - 3

PER CAPITA:

Gross Debt 634.94
 Net Debt 262.05
 Debt Service 33.27
 Total Tax Levy 514.29
 Municipal Expenditures 523.27

PER CENT:

Gross Debt 3.23
 Net Debt 1.34
 Tax Levy Collected 94.32
 Tax Levy Cancelled, Abated or Adjusted .24

EXPENDITURES		REVENUES-REALIZED		1981 PROPERTY TAX	
GENERAL GOVERNMENT				STATE EQUALIZED TAX RATE \rightarrow .98	
Governing Body & Public Boards	500.00	1981 Property Taxes Collected 3,247,423.08		Local District School Taxes	1,404,842.00
Municipal Clerk		1981 Payments in Lieu of Taxes		Regional & Consolidated School Tax	
Financial Administration		Delinquent Tax & Lien Collections 169,958.49		School Taxes in Municipal Budget	
Assessment of Taxes	16,672.00	Business Personalty Replacement Taxes 57,040.00		County Taxes	738,393.20
Collection of Taxes	125,399.00	Taxes from Public Utilities 280,553.00		County Library Taxes	
Planning, Housing & Development	16,800.00	Other Miscellaneous Tax Revenues		Local Municipal Purpose Taxes	1,289,000.00
Human Resources		State Aid Revenues 58,482.60		Veteran & Senior Citizen Taxes	60,100.00
Elections	1,600.00	Federal Aid Revenues 13,339.07		Total Taxes for Rate Computation 2.39	3,492,335.20
General Administration (other)	345,723.00	State and Local Fiscal Assistance Act Utilized 123,824.46		Special District Taxes	
JUDICIARY		Sale of Acquired Property		Bank Corp. Taxes	11,720.07
Municipal Courts	49,500.00	Other Miscellaneous Revenues 1,646,771.23		Added and Omitted Taxes	11,572.94
PUBLIC SAFETY		Total 5,597,431.93		Total Taxes Levied - ABSTRACT	3,455,528.21
Fire Protection	57,200.00	Prior Years Surplus Appropriated 507,264.00		Total Taxes Billed	3,442,871.59
Police Protection	712,959.50	REVENUES TOTAL 6,504,715.93		1981 TAXES COLLECTED	3,247,423.08
Civil Defense & Disaster Control	2,201.00	Reserve For Uncollected Taxes 261,584.55		1981 Taxes Cancelled, Abated or Adjusted	8,343.72
Environmental Inspection & Control	15,400.00	CAPITAL OUTLAY TOTAL 631,858.35		Transfer to Tax Title Liens or Foreclosed	
Other Public Safety		Public Enterprises 428,073.68		Balance Outstanding Dec. 31, 1981	187,104.79
PUBLIC WORKS		Recreation—Culture 1,618.86		PRIOR YEARS TAXES OUTSTANDING	
Streets and Drainage	391,394.52	Public Works 202,090.81		Balance January 1, 1981	184,202.27
Sewers and Sewage Processing		Buildings and Grounds 115.00		Collected in 1981	165,338.43
Garbage and Trash Disposal	206,178.00	Library and Education		Cancelled, Abated or Adjusted 1981	
Public Buildings and Grounds	105,480.79	Conservation		Transfers to Tax Title Liens or Foreclosed	
Other Public Works	22,153.00	All Other		Balance December 31, 1981	18,863.84
HEALTH and WELFARE		CAPITAL DEBT AUTHORIZED, DECEMBER 31, 1981		TAX TITLE LIENS OUTSTANDING	
Health Services Except Environmental	34,100.00	ISSUED AND UNISSUED GROSS DEBT NET DEBT		Balance January 1, 1981	9,476.98
Welfare-Public Assistance	16,850.00	School 2,505,400		Transfer From Taxes	
Hospitals, Clinics, First Aid		Self-liquidating 1,760,737		Redeemed in 1981	4,660.06
Animal, Insect, & Rodent Control		Other 4,266,137		Cancelled, Abated or Adjusted (1981)	
Other Welfare Services		Total 1,760,737		Transfers to Foreclosed Property	
RECREATION and CONSERVATION		ISSUED AND OUTSTANDING		Balance December 31, 1981	4,816.92
Beaches and Boardwalks	397,516.95	School 2,465,000.00		PROPERTY ACQUIRED BY DEED OR	
Parks, Playgrounds, Shade Trees	30,500.00	Self-Liquidating 1,746,000.00		FORECLOSURE	
Land Reclamation & Conservation		Other 4,211,000.00		Balance January 1, 1981	20,300.00
Other Recreational Services	44,400.00	EQUALIZED VALUATION BASIS		Transfers From Taxes or Liens	
EDUCATION (excluding schools)		FOR NET DEBT COMPUTATION 131,880,840		Sale for Cash (1981)	
Libraries	38,600.00	REAL PROPERTY VALUATIONS		Cancelled, Abated or Adjusted (1981)	
Other Educational Services		Code Class # of Parcels % VAL'N ASSESSED VALUATION		Balance December 31, 1981	20,300.00
STATUTORY EXPENDITURES		1 Vacant Land 100 1.15 760,800.00		CURRENT FINANCES DECEMBER 31, 1981	
Pensions & F. I. C. A.	205,357.96	2 Residential 1934 64.78 42,685,200.00		ASSETS	
Employee Fringe Benefits	60,000.00	3 Farm 10 1.15 10,970,600.00		Cash Dec. 31, 1981	1,879,543.85
Other Statutory Expenditures	20,000.00	4a Commercial 166 16.65 303,900.00		Taxes Receivable	205,968.63
CETA And Other Public Employment Programs	19,201.00	4b Industrial 5 .46 11,175,900.00		Tax Title Liens	4,816.92
MUNICIPAL FUNCTIONS TOTAL 2,947,686.72		4c Apartments 59 16.96 65,896,400.00		Foreclosed Property	20,300.00
CAPITAL IMPROVEMENTS *MEMO*		Total 2264 1.00 Sq. Miles 66,498,036		Emergencies & Other Deferred Charges	16,780.00
DEBT SERVICE		Net Valuation Taxable-Municipal 135,825,597		State and Federal Aid Receivable	1,300.00
Principal Payments	145,000.00	Net Valuation Taxable-County 142,957,720		Other Receivables	39,451.77
Interest Payments	78,557.75	State Equalized Valuation 46.29		Total	2,168,161.17
DEFERRED CHARGES	83,053.06			LIABILITIES, RESERVES, AND SURPLUS	
SCHOOL, COUNTY, SPECIAL DISTRICT TAXES	2,143,235.20			Cash Liabilities	723,542.36
RESERVE FOR UNCOLLECTED TAXES	201,584.55			Reserves for Receivables	270,537.32
EXPENDITURES TOTAL 5,659,117.28				Surplus Dec. 31, 1981	1,174,081.49
				Total	2,168,161.17

Population 1980 2,475
 Population 1981 2,503
 S & P Rating
 Moody Rating

General Tax Rate Per \$100. 3.07
 State Equalized Tax Rate 2.43

BELVIDERE TOWN – WARREN COUNTY

Form of Government:

Town Council

Number of Members on Governing Body – 6

PER CAPITA:

Gross Debt 2,182.98
 Net Debt 758.92
 Debt Service
 Total Tax Levy 590.60
 Municipal Expenditures 295.24

PER CENT:

Gross Debt 10.99
 Net Debt 3.82
 Tax Levy Collected 95.14
 Tax Levy Cancelled, Abated or Adjusted .02

EXPENDITURES		REVENUES-REALIZED		1981 PROPERTY TAX	
GENERAL GOVERNMENT				STATE EQUALIZED TAX RATE	
Governing Body & Public Boards		1981 Property Taxes Collected	1,394,255.81	Local District School Taxes 1.91	1,150,855.07
Municipal Clerk		1981 Payments in Lieu of Taxes		Regional & Consolidated School Tax	
Financial Administration	8,800.00	Delinquent Tax & Lien Collections	55,677.70	School Taxes in Municipal Budget	
Assessment of Taxes	4,850.00	Business Personalty Replacement Taxes	98,083.48	County Taxes .51 *	304,428.02
Collection of Taxes	6,455.00	Taxes from Public Utilities	278,506.00	County Library Taxes	
Planning, Housing & Development	4,750.00	Other Miscellaneous Tax Revenues		Local Municipal Purpose Taxes .01	6,285.00
Human Resources		State Aid Revenues	18,606.31	Veteran & Senior Citizen Taxes	28,450.00
Elections		Federal Aid Revenues		Total Taxes for Rate Computation 2.43	1,450,018.09
General Administration (other)	111,995.00	State and Local Fiscal Assistance Act Utilized	19,877.77	Special District Taxes	
JUDICIARY		Sale of Acquired Property		Bank Corp. Taxes	16,255.75
Municipal Courts	12,125.00	Other Miscellaneous Revenues	138,633.62	Added and Omitted Taxes	449.51
PUBLIC SAFETY		Total	2,003,680.69	Total Taxes Levied - ABSTRACT	1,478,273.35
Fire Protection	17,796.00	Prior Years Surplus Appropriated	270,920.22	Total Taxes Billed	1,465,452.70
Police Protection	149,355.00	REVENUES TOTAL	2,274,600.91	1981 TAXES COLLECTED	1,394,295.81
Civil Defense & Disaster Control	1,700.00	Reserve For Uncollected Taxes	119,588.41	1981 Taxes Cancelled, Abated or Adjusted	238.47
Environmental Inspection & Control		CAPITAL OUTLAY TOTAL	240,804.60	Transfer to Tax Title Liens or Foreclosed	2,152.07
Other Public Safety				Balance Outstanding Dec. 31, 1981	68,766.35
PUBLIC WORKS				PRIOR YEARS TAXES OUTSTANDING	
Streets and Drainage	114,510.00	Public Enterprises	188,423.60	Balance January 1, 1981	56,404.83
Sewers and Sewage Processing		Recreation—Culture		Collected in 1981	55,677.70
Garbage and Trash Disposal	62,842.00	Public Works		Cancelled, Abated or Adjusted 1981	
Public Buildings and Grounds	34,900.00	Buildings and Grounds	52,381.00	Transfers to Tax Title Liens or Foreclosed	340.38
Other Public Works		Library and Education		Balance December 31, 1981	386.75
HEALTH and WELFARE		Conservation		TAX TITLE LIENS OUTSTANDING	
Health Services Except Environmental	2,545.00	All Other		Balance January 1, 1981	4,398.85
Welfare-Public Assistance	1,520.00	CAPITAL DEBT AUTHORIZED, DECEMBER 31, 1981		Transfer From Taxes	2,560.63
Hospitals, Clinics, First Aid		ISSUED AND UNISSUED		Redeemed in 1981	
Animal, Insect, & Rodent Control		School 3,889,000	NET DEBT 1,899,584	Cancelled, Abated or Adjusted (1981)	
Other Welfare Services		Self-Liquidating 1,575,000		Transfers to Foreclosed Property	
RECREATION and CONSERVATION		Other		Balance December 31, 1981	6,959.48
Beaches and Boardwalks		Total 5,464,000	1,899,584	PROPERTY ACQUIRED BY DEED OR FORECLOSURE	
Parks, Playgrounds, Shade Trees	12,315.00	ISSUED AND OUTSTANDING		Balance January 1, 1981	
Land Reclamation & Conservation	100.00	School 3,889,000.00		Transfers From Taxes or Liens	
Other Recreational Services	1,000.00	Self-Liquidating 1,575,000.00		Sale for Cash (1981)	
EDUCATION (excluding schools)		Other		Cancelled, Abated or Adjusted (1981)	
Libraries	16,539.00	Total 5,464,000.00		Balance December 31, 1981	
Other Educational Services	500.00	EQUALIZED VALUATION BASIS FOR NET DEBT COMPUTATION	49,735,385	CURRENT FINANCES DECEMBER 31, 1981	
STATUTORY EXPENDITURES		REAL PROPERTY VALUATIONS		ASSETS	
Pensions & F. I. C. A.	37,000.11	Code Class # of Parcels % VAL'N	ASSESSED VALUATION	Cash Dec. 31, 1981	830,115.90
Employee Fringe Benefits	12,800.00	1 Vacant Land 97 1.33	587,900.00	Taxes Receivable	69,153.10
Other Statutory Expenditures	5,000.00	2 Residential 729 56.56	24,938,420.00	Tax Title Liens	6,959.48
CETA And Other Public Employment Programs		3 Farm 15 .27	116,454.00	Foreclosed Property	
MUNICIPAL FUNCTIONS TOTAL	619,397.11	4a Commercial 93 12.58	5,545,800.00	Emergencies & Other Deferred Charges	
CAPITAL IMPROVEMENTS *MEMO*	20,477.77	4b Industrial 9 26.78	11,807,200.00	State and Federal Aid Receivable	
DEBT SERVICE		4c Apartments 7 2.49	1,099,800.00	Other Receivables	
Principal Payments		Total 950	44,095,614.00	Total	906,228.48
Interest Payments		Land Area 1.30 Sq. Miles		LIABILITIES, RESERVES, AND SURPLUS	
DEFERRED CHARGES		Net Valuation Taxable-Municipal	47,715,985	Cash Liabilities	564,927.72
SCHOOL, COUNTY, SPECIAL DISTRICT TAXES	1,455,283.09	Net Valuation Taxable-County	56,966,111	Reserves for Receivables	76,112.58
RESERVE FOR UNCOLLECTED TAXES	119,588.41	State Equalized Valuation	59,296,756	Surplus Dec. 31, 1981	265,188.18
EXPENDITURES TOTAL	2,194,268.61	State Equalization Ratio	79.22	Total	906,228.48

0203
Population 1980 25,568
Population 1981 25,877
S & P Rating
Moody Rating A-1

General Tax Rate Per \$100. 4.02
State Equalized Tax Rate 2.73

BERGENFIELD BOROUGH - BERGEN CO.
Form of Government:
Borough Council
Number of Members on Governing Body - 6

PER CAPITAL: Gross Debt 197.28 PER CENT: Gross Debt 1.01
Net Debt 111.68 Net Debt .57
Debt Service 15.40 Tax Levy Collected 98.16
Total Tax Levy 596.85 Tax Levy Cancelled, Abated or Adjusted
Municipal Expenditures 247.40

EXPENDITURES		REVENUES-REALIZED		1981 PROPERTY TAX	
GENERAL GOVERNMENT				STATE EQUALIZED TAX RATE → 1.70	
Governing Body & Public Boards		1981 Property Taxes Collected	15,264,078.41	Local District School Taxes	9,595,610.00
Municipal Clerk		1981 Payments in Lieu of Taxes		Regional & Consolidated School Tax	
Financial Administration	10,000.00	Delinquent Tax & Lien Collections	183,504.64	School Taxes in Municipal Budget	
Assessment of Taxes	36,045.86	Business Personalty Replacement Taxes	227,250.36	Caunty Taxes	.33 1,857,932.78
Collection of Taxes	114,140.96	Taxes from Public Utilities	900,704.00	County Library Taxes	
Planning, Housing & Developmant	6,805.00	Other Miscellaneous Tax Revenues	78,000.00	Local Municipal Purpose Taxes	.70 3,952,922.00
Human Resources	15,150.00	State Aid Revenues	253,661.97	Veteran & Senior Citizen Taxes	212,950.00
Elections		Federal Aid Revenues	24.17	Total Taxes for Rate Computation	2.73 15,619,414.78
General Administration (other)	343,681.80	State and Local Fiscal Assistance Act Utilized	242,476.31	Special District Taxes	
JUDICIARY		Sale of Acquired Property		Bank Corp. Taxes	22,216.10
Municipal Courts	41,619.12	Other Miscellaneous Revenues	427,307.63	Added and Omitted Taxes	16,121.58
PUBLIC SAFETY		Total	17,577,047.69	Total Taxes Levied - ABSTRACT	15,444,802.46
Fire Protection	276,969.62	Prior Years Surplus Appropriated	250,000.00	Total Taxes Billed	15,456,019.13
Police Protection	1,623,319.59	REVENUES TOTAL	17,827,047.69	1981 TAXES COLLECTED	15,264,078.41
Civil Defense & Disaster Control	8,200.00	Reserve For Uncollected Taxes	307,611.00	1981 Taxes Cancelled, Abated or Adjusted	253.26
Environmental Inspection & Control	48,424.33	CAPITAL OUTLAY TOTAL	882,542.65	Transfer to Tax Title Liens or Foreclosed	2,359.74
Other Public Safety	36,900.00			Balance Outstanding Dec. 31, 1981	169,327.72
PUBLIC WORKS				PRIOR YEARS TAXES OUTSTANDING	
Streets and Drainage	841,560.32	Public Enterprises		Balance January 1, 1981	153,144.94
Sewers and Sewage Processing	420,808.48	Recreation—Culture	114,654.32	Collected in 1981	153,131.32
Garbage and Trash Disposal	447,355.82	Public Works	763,355.80	Cancelled, Abated or Adjusted 1981	12.67
Public Buildings and Grounds	54,708.90	Buildings and Grounds	4,528.53	Transfers to Tax Title Liens or Foreclosed	
Other Public Works	1,800.00	Library and Education		Balance December 31, 1981	.95
HEALTH and WELFARE		Conservation		TAX TITLE LIENS OUTSTANDING	
Health Services Except Environmental	94,320.73	All Other		Balance January 1, 1981	64,250.93
Welfare-Public Assistance	5,425.12	CAPITAL DEBT AUTHORIZED, DECEMBER 31, 1981		Transfer From Taxes	2,359.74
Hospitals, Clinics, First Aid		ISSUED AND UNISSUED GROSS DEBT, NET DEBT		Redeemed in 1981	30,373.32
Animal, Insect, & Rodent Control	3,000.00	Schaal 2,215,000		Cancelled, Abated or Adjusted (1981)	
Other Welfare Services		Self-liquidating 2,890,000	2,890,000	Transfers to Foreclosed Property	
RECREATION and CONSERVATION		Other 5,105,000	2,890,000	Balance December 31, 1981	36,237.35
Beaches and Boardwalks		Total 5,105,000		PROPERTY ACQUIRED BY DEED OR FORECLOSURE	
Parks, Playgrounds, Shade Trees	1,400.00	ISSUED AND OUTSTANDING		Balance January 1, 1981	135,022.75
Land Reclamation & Conservation		School 2,215,000.00		Transfers From Taxes or Liens	
Other Recreational Services	202,155.62	Self-Liquidating 2,604,500.00		Sale for Cash (1981)	
EDUCATION (excluding schools)		Other 4,819,500.00		Cancelled, Abated or Adjusted (1981)	
Libraries	309,000.00	Total		Balance December 31, 1981	135,022.75
Other Educational Services		EQUALIZED VALUATION BASIS FOR NET DEBT COMPUTATION	506,074,212	CURRENT FINANCES DECEMBER 31, 1981	
STATUTORY EXPENDITURES		REAL PROPERTY VALUATIONS		ASSETS	
Pensions & F. I. C. A.	488,891.73	Code Class # of Parcels % VAL'N ASSESSED VALUATION		Cash Dec. 31, 1981	563,929.54
Employee Fringe Benefits	168,250.00	1 Vacant Land 116 .49 1,883,300.00		Taxes Receivable	189,328.67
Other Statutory Expenditures		2 Residential 6700 82.92 316,891,610.00		Tax Title Liens	36,237.35
CETA And Other Public Employment Programs		3 Farm 2 .05 194,000.00		Foreclosed Property	135,022.75
MUNICIPAL FUNCTIONS TOTAL	5,643,913.02	4a Commercial 252 9.35 35,885,400.00		Emergencies & Other Deferred Charges	1,900.00
CAPITAL IMPROVEMENTS *MEMU*	30,000.00	4b Industrial 53 2.09 7,990,000.00		State and Federal Aid Receivable	78,000.00
DEBT SERVICE		4c Apartments 50 5.05 19,314,000.00		Other Receivables	50,647.77
Principal Payments	210,900.00	Total 7173 382,158,310.00		Total	1,055,066.08
Interest Payments	187,489.67	Land Area 3.00 Sq. Miles		LIABILITIES, RESERVES, AND SURPLUS	
DEFERRED CHARGES	51,947.27	Net Valuation Taxable-Municipal	383,878,250	Cash Liabilities	329,729.83
SCHOOL, COUNTY, SPECIAL DISTRICT TAXES	11,453,542.78	Net Valuation Taxable-County	519,800,304	Reserves for Receivables	407,436.59
RESERVE FOR UNCOLLECTED TAXES	307,611.00	State Equalized Valuation	565,045,925	Surplus Dec. 31, 1981	317,895.60
EXPENDITURES TOTAL	17,855,403.74	State Equalization Ratio	67.84	Total	1,055,066.08

Population 1980 23,151
 Population 1981 24,055
 S & P Rating
 Maady Rating

General Tax Rate Per \$100. 1.81
 State Equalized Tax Rate 1.84

BERKELEY TOWNSHIP - OCEAN COUNTY

Form of Government:

Township Committee

Number of Members on Governing Body - 5

PER CAPITA:		PER CENT:	
Grass Debt	442.95	Grass Debt	2.04
Net Debt	221.87	Net Debt	1.02
Debt Service	17.91	Tax Levy Collected	85.31
Total Tax Levy	477.18	Tax Levy Cancelled, Abated	
Municipal Expenditures	266.03	or Adjusted	3.20

EXPENDITURES		REVENUES-REALIZED		1981 PROPERTY TAX	
GENERAL GOVERNMENT				STATE EQUALIZED TAX RATE	
Governing Body & Public Boards		1981 Property Taxes Collected	10,724,738.32	Local District School Taxes	.63 3,967,493.00
Municipal Clerk		1981 Payments in Lieu of Taxes	1,019.88	Regional & Consolidated School Tax	.50 3,110,868.59
Financial Administration	65,600.00	Delinquent Tax & Lien Collections	680,818.53	School Taxes in Municipal Budget	
Assessment of Taxes	134,800.00	Business Personalty Replacement Taxes	94,552.36	County Taxes	.45 * 2,807,009.04
Collection of Taxes	110,950.00	Taxes from Public Utilities	2,128,901.00	County Library Taxes	.03 150,413.65
Planning, Housing & Development	77,193.00	Other Miscellaneous Tax Revenues		Local Municipal Purpose Taxes	.25 1,411,668.50
Human Resources		State Aid Revenues	105,936.64	Veteran & Senior Citizen Taxes	
Elections	3,800.00	Federal Aid Revenues	107,356.29	Total Taxes for Rate Computation	1.84 12,150,803.18
General Administration (other)	600,950.00	State and Local Fiscal Assistance Act Utilized	442,765.14	Special District Taxes	
JUDICIARY		Sale of Acquired Property	1,090,528.90	Bank Corp. Taxes	7,984.15
Municipal Courts	55,250.00	Other Miscellaneous Revenues	1,213,311.54	Added and Omitted Taxes	322,582.64
PUBLIC SAFETY		Total	16,595,973.60	Total Taxes Levied - ABSTRACT	11,784,020.02
Fire Protection	104,312.00	Prior Years Surplus Appropriated	1,750,000.00	Total Taxes Billed	12,008,120.14
Police Protection	1,483,350.00	REVENUES TOTAL	18,345,973.60	1981 TAXES COLLECTED	10,724,738.32
Civil Defense & Disaster Control	5,650.00	Reserve for Uncollected Taxes	712,851.83	1981 Taxes Cancelled, Abated or Adjusted	384,565.69
Environmental Inspection & Control	137,277.00	CAPITAL OUTLAY TOTAL	1,297,754.80	Transfer to Tax Title Liens or Foreclosed	156,602.36
Other Public Safety				Balance Outstanding Dec. 31, 1981	742,213.77
PUBLIC WORKS				PRIOR YEARS TAXES OUTSTANDING	
Streets and Drainage	404,500.00	Public Enterprises		Balance January 1, 1981	528,953.88
Sewers and Sewage Processing		Recreation—Culture	833,382.56	Collected in 1981	455,190.69
Garbage and Trash Disposal	260,650.00	Public Works	236,133.52	Cancelled, Abated or Adjusted 1981	1,254.44
Public Buildings and Grounds	172,800.00	Buildings and Grounds	228,278.30	Transfers to Tax Title Liens or Foreclosed	32,368.57
Other Public Works	442,526.00	Library and Education		Balance December 31, 1981	140.18
HEALTH and WELFARE		Conservation		TAX TITLE LIENS OUTSTANDING	
Health Services Except Environmental	9,625.00	All Other		Balance January 1, 1981	683,309.53
Welfare-Public Assistance	31,350.00	CAPITAL DEBT AUTHORIZED, DECEMBER 31, 1981		Transfer From Taxes	155,581.63
Hospitals, Clinics, First Aid	5,000.00	ISSUED AND UNISSUED		Redeemed in 1981	185,628.24
Animal, Insect, & Rodent Control	5,500.00	School	5,459,627	Cancelled, Abated or Adjusted (1981)	14,912.87
Other Welfare Services		Self-liquidating		Transfers to Foreclosed Property	175,195.23
RECREATION and CONSERVATION		Other	5,479,079	Balance December 31, 1981	463,555.22
Beaches and Boardwalks		Total	10,938,706	PROPERTY ACQUIRED BY DEED OR	
Parks, Playgrounds, Shade Trees	1,300.00			FORECLOSURE	
Land Reclamation & Conservation		ISSUED AND OUTSTANDING		Balance January 1, 1981	5,607,621.70
Other Recreational Services	497,400.00	School	5,259,627.57	Transfers From Taxes or Liens	212,703.20
EDUCATION (excluding schools)		Self-liquidating		Sale for Cash (1981)	1,096,528.50
Libraries		Other	3,870,000.00	Cancelled, Abated or Adjusted (1981)	
Other Educational Services		Total	9,169,627.57	Balance December 31, 1981	4,723,796.00
STATUTORY EXPENDITURES		EQUALIZED VALUATION BASIS		CURRENT FINANCES DECEMBER 31, 1981	
Pensions & F. I. C. A.	386,200.00	FOR NET DEBT COMPUTATION	535,503,201	ASSETS	
Employee Fringe Benefits	139,000.00	REAL PROPERTY VALUATIONS		Cash Dec. 31, 1981	6,604,370.71
Other Statutory Expenditures	11,000.00	Code Class # of Parcels % VAL'N	ASSESSED VALUATION	Taxes Receivable	742,353.95
CETA And Other Public Employment Programs	75,000.00	1 Vacant Land 7731 9.59	60,184,900.00	Tax Title Liens	463,555.22
MUNICIPAL FUNCTIONS TOTAL	5,309,383.00	2 Residential 10844 80.83	507,143,600.00	Foreclosed Property	4,723,796.00
CAPITAL IMPROVEMENTS *MEMO*	100,000.00	3 Farm 10 .05	311,400.00	Emergencies & Other Deferred Charges	240,000.00
DEBT SERVICE		4a Commercial 218 7.66	48,083,300.00	State and Federal Aid Receivable	
Principal Payments	250,000.00	4b Industrial 21 1.34	8,400,000.00	Other Receivables	472,592.36
Interest Payments	192,331.94	4c Apartments 13 .52	3,265,700.00	Total	13,246,668.24
		Total 18837	627,388,900.00	LIABILITIES, RESERVES, AND SURPLUS	
DEFERRED CHARGES	105,000.00	Land Area 41.90 Sq. Miles		Cash Liabilities	4,283,630.78
SCHOOL, COUNTY, SPECIAL DISTRICT TAXES	10,041,784.68	Net Valuation Taxable-Municipal	633,951,871	Reserves for Receivables	6,402,297.53
RESERVE FOR UNCOLLECTED TAXES	712,891.83	Net Valuation Taxable-County	590,517,729	Surplus Dec. 31, 1981	2,560,739.93
EXPENDITURES TOTAL	16,611,391.45	State Equalized Valuation	625,226,684	Total	13,246,668.24
		State Equalization Ratio	101.41		

2001

Population 1980 12,549
 Population 1981 12,563
 S & P Rating
 Moody Rating AA

General Tax Rate Per \$100. 4.48
 State Equalized Tax Rate 1.86

BERKELEY HEIGHTS TWP. - UNION CO.
Form of Government:
Township Committee
Number of Members on Governing Body - 5

PER CAPITA:
 Gross Debt 893.91
 Net Debt 722.39
 Debt Service 28.22
 Total Tax Levy 918.25
 Municipal Expenditures 339.70

PER CENT:
 Gross Debt 2.06
 Net Debt 1.67
 Tax Levy Collected 99.15
 Tax Levy Cancelled, Abated or Adjusted .02

EXPENDITURES		REVENUES-REALIZED		1981 PROPERTY TAX	
GENERAL GOVERNMENT				STATE EQUALIZED TAX RATE	
Governing Body & Public Boards		1981 Property Taxes Collected	11,441,224.06	Local District School Taxes	.70 4,309,375.00
Municipal Clerk		1981 Payments in Lieu of Taxes		Regional & Consolidated School Tax	.56 3,477,004.00
Financial Administration	55,760.00	Delinquent Tax & Lien Collections	108,629.93	School Taxes in Municipal Budget	
Assessment of Taxes	45,211.00	Business Personality Replacement Taxes	745,521.88	County Taxes	.44 2,715,979.43
Collection of Taxes	27,193.00	Taxes from Public Utilities	686,327.00	County Library Taxes	
Planning, Housing & Development	18,725.00	Other Miscellaneous Tax Revenues		Local Municipal Purpose Taxes	.16 979,701.23
Human Resources		State Aid Revenues	91,683.26	Veteran & Senior Citizen Taxes	79,650.00
Elections		Federal Aid Revenues	4,610.26	Total Taxes for Rate Computation	1.86 11,561,709.66
General Administration (other)	493,001.00	State and Local Fiscal Assistance Act Utilized	67,527.01	Special District Taxes	
JUDICIARY		Sale of Acquired Property		Bank Corp. Taxes	17,900.41
Municipal Courts	32,475.00	Other Miscellaneous Revenues	786,513.93	Added and Omitted Taxes	35,987.88
PUBLIC SAFETY		Total	13,932,437.33	Total Taxes Levied - ABSTRACT	11,535,947.95
Fire Protection	80,853.00	Prior Years Surplus Appropriated	1,038,420.00	Total Taxes Billed	11,539,672.03
Police Protection	786,119.00	REVENUES TOTAL	14,970,867.33	1981 TAXES COLLECTED	11,441,224.06
Civil Defense & Disaster Control	2,892.00	Reserve For Uncollected Taxes	692,335.15	1981 Taxes Cancelled, Abated or Adjusted	2,722.08
Environmental Inspection & Control	38,207.00	CAPITAL OUTLAY TOTAL	5,816,073.96	Transfer to Tax Title Liens or Foreclosed	291.20
Other Public Safety				Balance Outstanding Dec. 31, 1981	95,434.69
PUBLIC WORKS				PRIOR YEARS TAXES OUTSTANDING	
Streets and Drainage	310,153.00	Public Enterprises		Balance January 1, 1981	136,989.27
Sewers and Sewage Processing	275,591.10	Recreation—Culture	3,355.75	Collected in 1981	92,584.06
Garbage and Trash Disposal		Public Works	5,793,270.48	Cancelled, Abated or Adjusted 1981	39,484.28
Public Buildings and Grounds	81,028.00	Buildings and Grounds	15,277.18	Transfers to Tax Title Liens or Foreclosed	
Other Public Works	106,118.00	Library and Education	4,120.55	Balance December 31, 1981	4,920.93
HEALTH and WELFARE		Conservation		TAX TITLE LIENS OUTSTANDING	
Health Services Except Environmental	20,207.00	All Other		Balance January 1, 1981	19,023.25
Welfare-Public Assistance	5,263.00	CAPITAL DEBT AUTHORIZED, DECEMBER 31, 1981		Transfer From Taxes	291.20
Hospitals, Clinics, First Aid	1,000.00	ISSUED AND UNISSUED GROSS DEBT		Redeemed in 1981	16,045.87
Animal, Insect, & Rodent Control	2,000.00	School	2,154,880	Cancelled, Abated or Adjusted (1981)	
Other Welfare Services		Self-liquidating		Transfers to Foreclosed Property	
RECREATION and CONSERVATION		Other	9,075,359	Balance December 31, 1981	3,268.58
Beaches and Boardwalks		Total	11,230,239	PROPERTY ACQUIRED BY DEED OR FORECLOSURE	
Parks, Playgrounds, Shade Trees	108,726.00	ISSUED AND OUTSTANDING		Balance January 1, 1981	23,600.00
Land Reclamation & Conservation	3,557.00	School	2,154,880.42	Transfers From Taxes or Liens	
Other Recreational Services	20,632.00	Self-Liquidating		Sale for Cash (1981)	
EDUCATION (excluding schools)		Other	4,413,000.00	Cancelled, Abated or Adjusted (1981)	
Libraries	210,853.00	Total	6,567,880.42	Balance December 31, 1981	23,600.00
Other Educational Services		EQUALIZED VALUATION BASIS		CURRENT FINANCES DECEMBER 31, 1981	
STATUTORY EXPENDITURES		FOR NET DEBT COMPUTATION	544,086,872	ASSETS	
Pensions & F. I. C. A.	306,500.00	REAL PROPERTY VALUATIONS		Cash Dec. 31, 1981	3,066,948.41
Employee Fringe Benefits	73,675.00	Code Class # of Parcels % VAL'N		Taxes Receivable	100,355.62
Other Statutory Expenditures	11,000.00	1 Vacant Land 225 1.83	4,685,000.00	Tax Title Liens	3,268.58
CETA And Other Public Employment Programs	10,685.00	2 Residential 3589 57.24	146,501,011.00	Foreclosed Property	23,600.00
MUNICIPAL FUNCTIONS TOTAL	3,133,424.10	3 Farm 14 .02	37,700.00	Emergencies & Other Deferred Charges	162,000.00
CAPITAL IMPROVEMENTS *MEMO*	100.00	4a Commercial 79 3.97	10,154,350.00	State and Federal Aid Receivable	
DEBT SERVICE		4b Industrial 39 36.94	94,547,250.00	Other Receivables	136,950.86
Principal Payments	125,000.00	4c Apartments		Total	3,493,123.47
Interest Payments	225,495.75	Total	3946	LIABILITIES, RESERVES, AND SURPLUS	
DEFERRED CHARGES		Land Area 6.50 Sq. Miles		Cash Liabilities	1,607,148.50
SCHOOL, COUNTY, SPECIAL DISTRICT TAXES	87,385.98	Net Valuation Taxable-Municipal	256,778,664	Reserves for Receivables	263,462.87
RESERVE FOR UNCOLLECTED TAXES	10,502,358.43	Net Valuation Taxable-County	550,846,710	Surplus Dec. 31, 1981	1,622,512.10
EXPENDITURES TOTAL	14,769,999.41	State Equalized Valuation	617,493,905	Total	3,493,123.47
		State Equalization Ratio	41.53		

0405

Population 1980 5,786
 Population 1981 5,774
 S & P Rating
 Moody Rating A

General Tax Rate Per \$100. 3.44
 State Equalized Tax Rate 2.68

BERLIN BOROUGH - CAMDEN COUNTY
Form of Government:
Borough Council
Number of Members on Governing Body - 6

PER CAPITA:
 Gross Debt 554.70
 Net Debt 157.57
 Debt Service 11.76
 Total Tax Levy 501.75
 Municipal Expenditures 209.11

PER CENT:
 Gross Debt 3.08
 Net Debt .86
 Tax Levy Collected 95.08
 Tax Levy Cancelled, Abated or Adjusted .76

EXPENDITURES		REVENUES-REALIZED		1981 PROPERTY TAX	
GENERAL GOVERNMENT		1981 Property Taxes Collected		STATE EQUALIZED TAX RATE	
Governing Body & Public Boards			3,082,616.51	Local District School Taxes .83	955,943.07
Municipal Clerk				Regional & Consolidated School Tax .51	617,772.63
Financial Administration	4,600.00	1981 Payments in Lieu of Taxes		School Taxes in Municipal Budget	
Assessment of Taxes	13,050.90	Delinquent Tax & Lien Collections	136,921.14	County Taxes 1.09 *	1,316,047.00
Collection of Taxes	13,318.75	Business Personalty Replacement Taxes	60,669.40	County Library Taxes .02	29,730.28
Planning, Housing & Development	6,618.40	Taxes from Public Utilities	318,264.18	Local Municipal Purpose Taxes .21	254,167.56
Human Resources		Other Miscellaneous Tax Revenues		Veteran & Senior Citizen Taxes	52,350.00
Elections		State Aid Revenues	41,357.18	Total Taxes far Rate Computation 2.66	3,266,010.54
General Administration (other)	66,810.13	Federal Aid Revenues	18,652.51	Special District Taxes	
JUDICIARY		State and Local Fiscal Assistance Act Utilized	32,839.45	Bank Corp. Taxes	5,777.36
Municipal Courts	31,065.17	Sale of Acquired Property	23,020.00	Added and Omitted Taxes	24,117.09
PUBLIC SAFETY		Other Miscellaneous Revenues	298,010.35	Total Taxes Levied - ABSTRACT	3,243,554.99
Fire Protection	42,021.88	Total	4,012,350.72	Total Taxes Billed	3,242,163.65
Police Protection	311,685.00	Prior Years Surplus Appropriated	136,422.00	1981 TAXES COLLECTED	3,082,616.51
Civil Defense & Disaster Control	500.00	REVENUES TOTAL	4,148,772.72	1981 Taxes Cancelled, Abated or Adjusted	24,634.66
Environmental Inspection & Control	7,174.70	Reserve For Uncollected Taxes	189,078.21	Transfer to Tax Title Liens or Foreclosed	27,099.68
Other Public Safety		CAPITAL OUTLAY TOTAL	158,531.65	Balance Outstanding Dec. 31, 1981	107,813.00
PUBLIC WORKS				PRIOR YEARS TAXES OUTSTANDING	
Streets and Drainage	150,740.86	Public Enterprises	10,106.00	Balance January 1, 1981	107,225.32
Sewers and Sewage Processing		Recreation—Culture	7,657.50	Collected in 1981	87,653.96
Garbage and Trash Disposal	57,471.13	Public Works	91,861.82	Cancelled, Abated or Adjusted 1981	107.14
Public Buildings and Grounds	56,141.33	Buildings and Grounds	48,866.53	Transfers to Tax Title Liens or Foreclosed	6,916.47
Other Public Works	4,450.00	Library and Education		Balance December 31, 1981	12,547.75
HEALTH and WELFARE		Conservation		TAX TITLE LIENS OUTSTANDING	
Health Services Except Environmental	697.01	All Other		Balance January 1, 1981	36,913.98
Welfare-Public Assistance	1,821.53	CAPITAL DEBT AUTHORIZED, DECEMBER 31, 1981		Transfer From Taxes	35,165.07
Hospitals, Clinics, First Aid		ISSUED AND UNISSUED		Redeemed in 1981	49,267.18
Animal, Insect, & Radent Control		GROSS DEBT		Cancelled, Abated or Adjusted (1981)	
Other Welfare Services		School 1,399,003		Transfers to Foreclosed Property	
RECREATION and CONSERVATION		Self-liquidating 1,481,000	588,000	Balance December 31, 1981	22,809.87
Beaches and Boardwalks		Other 322,825	321,827	PROPERTY ACQUIRED BY DEED OR FORECLOSURE	
Parks, Playgrounds, Shade Trees	15,459.12	Total 3,202,828	905,827	Balance January 1, 1981	39,250.00
Land Reclamation & Conservation		ISSUED AND OUTSTANDING		Transfers From Taxes or Liens	
Other Recreational Services	16,390.60	School 1,399,003.99		Sale for Cash (1981)	
EDUCATION (excluding schools)		Self-Liquidating 1,481,000.00		Cancelled, Abated or Adjusted (1981)	
Libraries	20,436.06	Other 322,825.00		Balance December 31, 1981	39,250.00
Other Educational Services		Total 3,202,828.99		CURRENT FINANCES DECEMBER 31, 1981	
STATUTORY EXPENDITURES		EQUALIZED VALUATION BASIS FOR NET DEBT COMPUTATION	103,979,201	ASSETS	
Pensions & F. I. C. A.	59,431.99	REAL PROPERTY VALUATIONS		Cash Dec. 31, 1981	1,002,993.43
Employee Fringe Benefits	23,025.95	Code Class # of Parcels % VAL'N		Taxes Receivable	120,360.75
Other Statutory Expenditures	4,000.00	1 Vacant Land 331 4.83	4,362,265.00	Tax Title Liens	22,809.87
CETA And Other Public Employment Programs	29,515.00	2 Residential 1565 74.16	66,962,502.00	Foreclosed Property	39,250.00
MUNICIPAL FUNCTIONS TOTAL	940,425.51	3 Farm 12 .69	621,044.00	Emergencies & Other Deferred Charges	13,613.04
CAPITAL IMPROVEMENTS *MEMO*	17,000.00	4a Commercial 118 15.24	13,756,864.00	State and Federal Aid Receivable	2,306.66
DEBT SERVICE		4b Industrial 7 2.55	2,299,900.00	Other Receivables	4,498.73
Principal Payments	47,620.00	4c Apartments 17 2.54	2,289,539.00	Total	1,205,832.48
Interest Payments	20,284.60	Total 2050	90,292,114.00	LIABILITIES, RESERVES, AND SURPLUS	
DEFERRED CHARGES		Land Area 3.56 Sq. Miles		Cash Liabilities	772,686.40
SCHOOL, COUNTY, SPECIAL DISTRICT TAXES	9,986.38	Net Valuation Taxable-Municipal	93,836,032	Reserves for Receivables	186,919.35
RESERVE FOR UNCOLLECTED TAXES	2,959,492.98	Net Valuation Taxable-County	110,560,805	Surplus Dec. 31, 1981	240,226.73
EXPENDITURES TOTAL	4,166,887.68	State Equalized Valuation	119,397,632	Total	1,205,832.48
		State Equalization Ratio	77.94		

Population 1980 5,348
 Population 1981 5,443
 S & P Rating
 Moody Rating

General Tax Rate Per \$100. 4.22
 State Equalized Tax Rate 2.99

BERLIN TOWNSHIP - CAMDEN COUNTY

Form of Government:

Small Municipality Plan A (OMCL 50)

Number of Members on Governing Body - 5

PER CAPITA:

Gross Debt 328.94
 Net Debt 170.40
 Debt Service 3.99
 Total Tax Levy 476.28
 Municipal Expenditures 246.37

PER CENT:

Gross Debt 2.44
 Net Debt 1.27
 Tax Levy Collected 90.09
 Tax Levy Cancelled, Abated or Adjusted .18

EXPENDITURES		REVENUES-REALIZED		1981 PROPERTY TAX	
GENERAL GOVERNMENT				STATE EQUALIZED TAX RATE	
Governing Body & Public Boards		1981 Property Taxes Collected	2,334,598.39	Local District School Taxes	.71 595,484.00
Municipal Clerk		1981 Payments in Lieu of Taxes		Regional & Consolidated School Tax	.64 531,856.52
Financial Administration	17,400.00	Delinquent Tax & Lien Collections	230,091.02	School Taxes in Municipal Budget	
Assessment of Taxes	10,700.00	Business Personalty Replacement Taxes	14,136.48	County Taxes	1.09 * 512,558.63
Collection of Taxes	32,837.00	Taxes from Public Utilities	525,302.00	County Library Taxes	.02 20,535.81
Planning, Housing & Development	16,442.00	Other Miscellaneous Tax Revenues		Local Municipal Purpose Taxes	.52 433,787.23
Human Resources		State Aid Revenues	42,309.93	Veteran & Senior Citizen Taxes	53,300.00
Elections	3,300.00	Federal Aid Revenues	16,433.21	Total Taxes for Rate Computation	2.98 2,547,522.19
General Administration (other)	141,265.10	State and Local Fiscal Assistance Act Utilized	75,445.26	Special District Taxes	61,335.00
JUDICIARY		Sale of Acquired Property	23,035.00	Bank Corp. Taxes	2,752.16
Municipal Courts	28,150.00	Other Miscellaneous Revenues	167,428.78	Added and Omitted Taxes	34,081.67
PUBLIC SAFETY		Total	3,429,180.07	Total Taxes Levied - ABSTRACT	2,592,391.02
Fire Protection	4,660.00	Prior Years Surplus Appropriated		Total Taxes Billed	2,591,832.52
Police Protection	328,221.00	REVENUES TOTAL	3,429,180.07	1981 TAXES COLLECTED	2,334,598.39
Civil Defense & Disaster Control	600.00	Reserve For Uncollected Taxes	235,711.00	1981 Taxes Cancelled, Abated or Adjusted	4,747.24
Environmental Inspection & Control	10,088.00	CAPITAL OUTLAY TOTAL	177,411.66	Transfer to Tax Title Liens or Foreclosed	24,554.73
Other Public Safety				Balance Outstanding Dec. 31, 1981	227,532.16
PUBLIC WORKS				PRIOR YEARS TAXES OUTSTANDING	
Streets and Drainage	135,677.00	Public Enterprises		Balance January 1, 1981	163,233.01
Sewers and Sewage Processing		Recreation—Culture	905.27	Collected in 1981	154,240.11
Garbage and Trash Disposal	90,430.00	Public Works	176,506.39	Cancelled, Abated or Adjusted 1981	231.54
Public Buildings and Grounds	36,280.00	Buildings and Grounds		Transfers to Tax Title Liens or Foreclosed	8,223.48
Other Public Works		Library and Education		Balance December 31, 1981	537.88
HEALTH and WELFARE		Conservation		TAX TITLE LIENS OUTSTANDING	
Health Services Except Environmental	750.00	All Other		Balance January 1, 1981	126,625.73
Welfare-Public Assistance	5,560.00	CAPITAL DEBT AUTHORIZED, DECEMBER 31, 1981		Transfer From Taxes	32,778.21
Hospitals, Clinics, First Aid		ISSUED AND UNISSUED GROSS DEBT NET DEBT		Redeemed in 1981	76,970.91
Animal, Insect, & Rodent Control	1,300.00	School	860,541	Cancelled, Abated or Adjusted (1981)	
Other Welfare Services		Self-liquidating	929,864	Transfers to Foreclosed Property	
RECREATION and CONSERVATION		Other	927,494	Balance December 31, 1981	62,433.03
Beaches and Boardwalks		Total	1,790,405	PROPERTY ACQUIRED BY DEED OR FORECLOSURE	
Parks, Playgrounds, Shade Trees	10,060.00	ISSUED AND OUTSTANDING		Balance January 1, 1981	34,715.00
Land Reclamation & Conservation		School	860,541.43	Transfers From Taxes or Liens	
Other Recreational Services	3,615.00	Self-Liquidating	812,974.00	Sale for Cash (1981)	23,035.00
EDUCATION (excluding schools)		Other	1,673,515.43	Cancelled, Abated or Adjusted (1981)	
Libraries	4,633.00	Total		Balance December 31, 1981	11,680.00
Other Educational Services		EQUALIZED VALUATION BASIS		CURRENT FINANCES DECEMBER 31, 1981	
STATUTORY EXPENDITURES		FOR NET DEBT COMPUTATION	73,292,919	ASSETS	
Pensions & F. I. C. A.	74,832.67	REAL PROPERTY VALUATIONS		Cash Dec. 31, 1981	340,905.70
Employee Fringe Benefits	28,205.00	Code Class # of Parcels % VAL'N		Taxes Receivable	228,070.04
Other Statutory Expenditures	2,500.00	1 Vacant Land 395 7.73	4,536,750.00	Tax Title Liens	82,433.03
CETA And Other Public Employment Programs	10,584.85	2 Residential 1457 75.73	44,418,500.00	Foreclosed Property	11,680.00
MUNICIPAL FUNCTIONS TOTAL	998,090.62	3 Farm 12 .43	253,950.00	Emergencies & Other Deferred Charges	14,059.72
CAPITAL IMPROVEMENTS *MEMO*	10,000.00	4a Commercial 79 11.92	6,989,050.00	State and Federal Aid Receivable	1,819.09
DEBT SERVICE		4b Industrial 6 .95	554,600.00	Other Receivables	52,743.74
Principal Payments	2,353.82	4c Apartments 3 3.24	1,902,450.00	Total	731,711.32
Interest Payments	19,344.91	Total	58,655,300.00	LIABILITIES, RESERVES, AND SURPLUS	
DEFERRED CHARGES		Land Area 3.27 Sq. Miles		Cash Liabilities	148,929.09
SCHOOL, COUNTY, SPECIAL DISTRICT TAXES	85,481.73	Net Valuation Taxable-Municipal	59,111,398	Reserves for Receivables	374,926.81
RESERVE FOR UNCOLLECTED TAXES	2,121,769.96	Net Valuation Taxable-County	76,368,481	Surplus Dec. 31, 1981	207,855.42
EXPENDITURES TOTAL	235,711.00	State Equalized Valuation	83,290,667	Total	731,711.32
	3,462,752.04	State Equalization Ratio	70.81		

Population 1980 12,920
 Population 1981 12,903
 S & P Rating
 Moody Rating AA

General Tax Rate Per \$100.
 4.37
 State Equalized Tax Rate
 1.81

BERNARDS TOWNSHIP - SOMERSET CO.

Form of Government:

Township Committee

Number of Members on Governing Body - 5

PER CAPITA:

Gross Debt 1,024.81
 Net Debt 413.40
 Debt Service 22.44
 Total Tax Levy 927.66
 Municipal Expenditures 474.13

PER CENT:

Gross Debt 2.30
 Net Debt .93
 Tax Levy Collected 97.14
 Tax Levy Cancelled, Abated or Adjusted .32

EXPENDITURES		REVENUES-REALIZED		1981 PROPERTY TAX	
GENERAL GOVERNMENT				STATE EQUALIZED TAX RATE →	
Governing Body & Public Boards		1981 Property Taxes Collected	11,636,683.84	Local District School Taxes	1.14 7,526,769.29
Municipal Clerk		1981 Payments in Lieu of Taxes		Regional & Consolidated School Tax	
Financial Administration	43,098.00	Delinquent Tax & Lien Collections	247,510.42	School Taxes in Municipal Budget	
Assessment of Taxes	53,583.30	Business Personalty Replacement Taxes	127,445.88	County Taxes	.42 2,795,520.81
Collection of Taxes	34,285.42	Taxes from Public Utilities	858,404.00	County Library Taxes	
Planning, Housing & Development	151,175.00	Other Miscellaneous Tax Revenues	89,000.00	Local Municipal Purpose Taxes	.24 1,602,516.58
Human Resources		State Aid Revenues	114,736.03	Veteran & Senior Citizen Taxes	
Elections	2,000.00	Federal Aid Revenues		Total Taxes for Rate Computation	1.80 11,987,580.68
General Administration (other)	610,314.04	State and Local Fiscal Assistance Act Utilized	213,044.47	Special District Taxes	
JUDICIARY		Sale of Acquired Property		Bank Corp. Taxes	6,544.77
Municipal Courts	49,590.00	Other Miscellaneous Revenues	1,018,523.00	Added and Omitted Taxes	38,190.26
PUBLIC SAFETY		Total	14,345,358.24	Total Taxes Levied - ABSTRACT	11,969,541.71
Fire Protection	90,689.00	Prior Years Surplus Appropriated	2,897,000.00	Total Taxes Billed	11,978,869.18
Police Protection	728,145.47	REVENUES	17,242,358.24	1981 TAXES COLLECTED	11,636,683.84
Civil Defense & Disaster Control		Reserve For Uncollected Taxes	674,056.34	1981 Taxes Cancelled, Abated or Adjusted	38,790.50
Environmental Inspection & Control	89,197.94	CAPITAL OUTLAY	2,300,875.84	Transfer to Tax Title Liens or Foreclosed	19,299.72
Other Public Safety		TOTAL		Balance Outstanding Dec. 31, 1981	284,095.06
PUBLIC WORKS				PRIOR YEARS TAXES OUTSTANDING	
Streets and Drainage	705,670.89	Public Enterprises		Balance January 1, 1981	203,719.23
Sewers and Sewage Processing	55,000.00	Recreation—Culture	276,804.22	Collected in 1981	201,719.77
Garbage and Trash Disposal		Public Works	772,909.41	Cancelled, Abated or Adjusted 1981	545.39
Public Buildings and Grounds	209,793.31	Buildings and Grounds	1,236,056.21	Transfers to Tax Title Liens or Foreclosed	1,054.07
Other Public Works		Library and Education	15,106.00	Balance December 31, 1981	
HEALTH and WELFARE		Conservation		TAX TITLE LIENS OUTSTANDING	
Health Services Except Environmental	92,185.00	All Other		Balance January 1, 1981	60,462.57
Welfare-Public Assistance	2,100.00	CAPITAL DEBT AUTHORIZED, DECEMBER 31, 1981		Transfer From Taxes	20,482.68
Hospitals, Clinics, First Aid		ISSUED AND UNISSUED		Redeemed in 1981	45,796.65
Animal, Insect, & Rodent Control		School	7,889,000.00	Cancelled, Abated or Adjusted (1981)	
Other Welfare Services		Self-liquidating		Transfers to Foreclosed Property	
RECREATION and CONSERVATION		Other	5,334,075.00	Balance December 31, 1981	35,148.00
Beaches and Boardwalks		Total	13,223,075.00	PROPERTY ACQUIRED BY DEED OR FORECLOSURE	
Parks, Playgrounds, Shade Trees	13,800.00	ISSUED AND OUTSTANDING		Balance January 1, 1981	201,450.00
Land Reclamation & Conservation	9,145.44	School	7,889,000.00	Transfers From Taxes or Liens	
Other Recreational Services	134,001.64	Self-liquidating		Sale for Cash (1981)	
EDUCATION (excluding schools)		Other	4,065,625.00	Cancelled, Abated or Adjusted (1981)	
Libraries	219,150.00	Total	11,954,625.00	Balance December 31, 1981	201,450.00
Other Educational Services		EQUALIZED VALUATION BASIS		CURRENT FINANCES DECEMBER 31, 1981	
STATUTORY EXPENDITURES		FOR NET DEBT COMPUTATION	575,880,791	ASSETS	
Pensions & F. I. C. A.	242,025.21	REAL PROPERTY VALUATIONS		Cash Dec. 31, 1981	2,207,923.97
Employee Fringe Benefits	59,632.00	Code Class # of Parcels % VAL'N		Taxes Receivable	284,095.06
Other Statutory Expenditures	6,000.00	1 Vacant Land 305 3.73	10,118,000.00	Tax Title Liens	35,148.00
CETA And Other Public Employment Programs		2 Residential 3376 58.68	159,049,100.00	Foreclosed Property	201,450.00
MUNICIPAL FUNCTIONS		3 Farm 184 1.26	3,417,000.00	Emergencies & Other Deferred Charges	78,404.87
CAPITAL IMPROVEMENTS		4a Commercial 77 30.02	97,622,578.00	State and Federal Aid Receivable	50,378.31
DEBT SERVICE		4b Industrial 3 .31	842,200.00	Other Receivables	88,614.55
Principal Payments	154,900.00	4c Apartments		Total	2,966,075.36
Interest Payments	134,702.70	Total 3945	271,049,278.00	LIABILITIES, RESERVES, AND SURPLUS	
DEFERRED CHARGES		Land Area 24.95 Sq. Miles		Cash Liabilities	277,192.58
SCHOOL, COUNTY, SPECIAL DISTRICT TAXES	1,513,430.25	Net Valuation Taxable-Municipal	273,242,080	Reserves for Receivables	598,908.21
RESERVE FOR UNCOLLECTED TAXES	10,322,290.10	Net Valuation Taxable-County	607,164,045	Surplus Dec. 31, 1981	2,109,374.17
EXPENDITURES		State Equalized Valuation	658,013,047	Total	2,966,075.36
TOTAL	16,439,967.05	State Equalization Ratio	41.33		

1803
Population 1980 6,715
Population 1981 6,745
S & P Rating
Moody Rating AA-1

General Tax Rate Per \$100. 1.59
State Equalized Tax Rate 1.73

BERNARDSVILLE BORO. - SOMERSET CO.
Form of Government:
Borough Council
Number of Members on Governing Body - 6

PER CAPITAL: Gross Debt 404.07 Gross Debt .91
Net Debt 62.48 Net Debt .14
Debt Service 15.58 Tax Levy Collected 96.31
Total Tax Levy 910.98 Tax Levy Cancelled, Abated or Adjusted .71
Municipal Expenditures 319.72

EXPENDITURES		REVENUES-REALIZED		1981 PROPERTY TAX	
GENERAL GOVERNMENT				STATE EQUALIZED TAX RATE → .98	
Governing Body & Public Boards		1981 Property Taxes Collected	5,528,741.66	Local District School Taxes	3,481,429.51
Municipal Clerk		1981 Payments in Lieu of Taxes		Regional & Consolidated School Tax	
Financial Administration	8,321.00	Delinquent Tax & Lien Collections	225,275.65	School Taxes in Municipal Budget	
Assessment of Taxes	22,024.00	Business Personalty Replacement Taxes	84,377.08	County Taxes	1,488,590.60
Collection of Taxes	16,236.00	Taxes from Public Utilities	434,815.00	County Library Taxes	-54.29
Planning, Housing & Development	26,987.00	Other Miscellaneous Tax Revenues		Local Municipal Purpose Taxes	1,144,375.20
Human Resources		State Aid Revenues	51,252.55	Veteran & Senior Citizen Taxes	44,200.00
Elections		Federal Aid Revenues		Total Taxes for Rate Computation	6,158,545.02
General Administration (other)	357,135.00	State and Local Fiscal Assistance Act Utilized	56,256.66	Special District Taxes	
JUDICIARY		Sale of Acquired Property		Bank Corp. Taxes	9,803.58
Municipal Courts	18,824.00	Other Miscellaneous Revenues	393,216.49	Added and Omitted Taxes	20,411.39
PUBLIC SAFETY		Total	7,174,023.49	Total Taxes Levied - ABSTRACT	6,144,560.39
Fire Protection	55,296.00	Prior Years Surplus Appropriated	615,000.00	Total Taxes Billed	6,156,133.69
Police Protection	450,103.00	REVENUES TOTAL	7,789,023.49	1981 TAXES COLLECTED	5,528,741.66
Civil Defense & Disaster Control	1,000.00	Reserve For Uncollected Taxes	569,150.41	1981 Taxes Cancelled, Abated or Adjusted	43,708.03
Environmental Inspection & Control	30,184.00	CAPITAL OUTLAY TOTAL	127,935.50	Transfer to Tax Title Liens or Foreclosed	3,680.14
Other Public Safety				Balance Outstanding Dec. 31, 1981	180,003.66
PUBLIC WORKS				PRIOR YEARS TAXES OUTSTANDING	
Streets and Drainage	268,933.00	Public Enterprises		Balance January 1, 1981	151,168.82
Sewers and Sewage Processing	110,659.00	Recreation—Culture		Collected in 1981	147,960.82
Garbage and Trash Disposal	122,145.66	Public Works	121,482.64	Cancelled, Abated or Adjusted 1981	
Public Buildings and Grounds	36,320.00	Buildings and Grounds	4,456.66	Transfers to Tax Title Liens or Foreclosed	3,208.00
Other Public Works	1,400.00	Library and Education	2,000.00	Balance December 31, 1981	
HEALTH and WELFARE		Conservation		TAX TITLE LIENS OUTSTANDING	
Health Services Except Environmental	25,914.00	All Other		Balance January 1, 1981	77,318.83
Welfare-Public Assistance	2,185.00	CAPITAL DEBT AUTHORIZED, DECEMBER 31, 1981		Transfer From Taxes	7,178.34
Hospitals, Clinics, First Aid		ISSUED AND UNISSUED GROSS DEBT NET DEBT		Redeemed in 1981	77,318.83
Animal, Insect, & Rodent Control	5,140.00	School 2,169,000		Cancelled, Abated or Adjusted (1981)	
Other Welfare Services		Self-liquidating 556,454	421,454	Transfers to Foreclosed Property	
RECREATION and CONSERVATION		Other 2,725,454	421,454	Balance December 31, 1981	7,178.34
Beaches and Boardwalks		Total		PROPERTY ACQUIRED BY DEED OR FORECLOSURE	
Parks, Playgrounds, Shade Trees	6,017.99	ISSUED AND OUTSTANDING		Balance January 1, 1981	13,100.00
Land Reclamation & Conservation	200.00	School 2,169,000.00		Transfers From Taxes or Liens	
Other Recreational Services	37,095.00	Self-Liquidating 469,000.00		Sale for Cash (1981)	
EDUCATION (excluding schools)		Other 2,638,000.00		Cancelled, Abated or Adjusted (1981)	
Libraries	125,000.00	Total		Balance December 31, 1981	13,100.00
Other Educational Services		EQUALIZED VALUATION BASIS FOR NET DEBT COMPUTATION	259,538,064	CURRENT FINANCES DECEMBER 31, 1981	
STATUTORY EXPENDITURES		REAL PROPERTY VALUATIONS		ASSETS	
Pensions & F. I. C. A.	111,336.00	Code Class # of Parcels % VAL'N ASSESSED VALUATION		Cash Dec. 31, 1981	1,603,169.54
Employee Fringe Benefits	30,565.00	1 Vacant Land 273 5.18 15,647,700.00		Taxes Receivable	180,003.66
Other Statutory Expenditures	7,530.00	2 Residential 2008 83.25 315,661,000.00		Tax Title Liens	7,178.34
CETA And Other Public Employment Programs		3 Farm 21 .57 2,154,400.00		Foreclosed Property	13,100.00
MUNICIPAL FUNCTIONS TOTAL	1,670,948.65	4a Commercial 109 9.14 34,645,700.00		Emergencies & Other Deferred Charges	48,400.00
CAPITAL IMPROVEMENTS *MCMU*	45,000.00	4b Industrial 2 1.36 5,158,800.00		State and Federal Aid Receivable	
DEBT SERVICE		4c Apartments 4 .52 1,591,100.00		Other Receivables	
Principal Payments	75,000.00	Total 2417 319,262,100.00		Total	1,851,852.14
Interest Payments	32,092.61	Land Area 12.85 Sq. Miles		LIABILITIES, RESERVES, AND SURPLUS	
DEFERRED CHARGES	16,050.00	Net Valuation Taxable-Municipal	385,854,484	Cash Liabilities	286,758.41
SCHOOL, COUNTY, SPECIAL DISTRICT TAXES	4,505,905.82	Net Valuation Taxable-County	323,151,731	Reserves for Receivables	200,282.20
RESERVE FOR UNCOLLECTED TAXES	569,150.41	State Equalized Valuation	355,113,084	Surplus Dec. 31, 1981	1,364,811.53
EXPENDITURES TOTAL	7,531,207.49	State Equalization Ratio	108.87	Total	1,851,852.14

Population 1980 3,045
 Population 1981 3,073
 S & P Rating
 Moody Rating

General Tax Rate Per \$100.

4.37

State Equalized Tax Rate

2.49

BETHLEHEM TOWNSHIP — HUNTERDON CO.**Form of Government:****Township Committee****Number of Members on Governing Body — 3****PER CAPITA:**

Grass Debt 973.68
 Net Debt 59.27
 Debt Service
 Total Tax Levy 709.19
 Municipal Expenditures 222.63

PER CENT:

Grass Debt 4.04
 Net Debt .25
 Tax Levy Collected 88.92
 Tax Levy Cancelled, Abated or Adjusted 1.08

EXPENDITURES		REVENUES-REALIZED		1981 PROPERTY TAX	
GENERAL GOVERNMENT				STATE EQUALIZED TAX RATE	
Governing Body & Public Boords		1981 Property Taxes Collected	1,941,407.69	Local District School Taxes	1.27
Municipal Clerk		1981 Payments in Lieu of Taxes		Regional & Consolidated School Tax	.68
Finoncial Administrotian	11,613.15	Delinquent Tax & Lien Collections	195,704.04	School Taxes in Municipal Budget	
Assessment of Taxes	15,838.56	Business Personality Replacement Taxes	30,934.00	County Taxes	.41
Collection of Taxes	10,250.52	Taxes from Public Utilities	131,057.00	Caunty Library Taxes	.03
Plonning, Hausing & Development	29,309.23	Other Miscellaneous Tax Revenues		Local Municipal Purpose Taxes	.10
Humon Resources		State Aid Revenues	12,545.94	Veteron & Senior Citizen Taxes	
Elections	518.04	Federal Aid Revenues		Total Taxes for Rate Computation	2.49
General Administration (other)	49,517.48	State and Local Fiscal Assistance Act Utilized	15,679.00	Special District Taxes	
JUDICIARY		Sole of Acquired Property		Bank Corp. Taxes	
Municipal Courts	9,448.97	Other Miscellaneous Revenues	224,942.75	Added and Omitted Taxes	47,396.01
PUBLIC SAFETY		Total	2,552,270.42	Total Taxes Levied - ABSTRACT	2,179,344.69
Fire Protection	22,000.00	Prior Years Surplus Appropriated	375,000.00	Total Taxes Billed	2,183,227.80
Palice Pratectian	20,728.32	REVENUES	TOTAL	1981 TAXES COLLECTED	1,941,407.69
Civil Defense & Disoster Control	270.00	Reserve For Uncollected Taxes	247,149.80	1981 Taxes Cancelled, Aboted or Adjusted	23,470.40
Envrinmental Inspection & Control	8,185.93			Transfer to Tax Title Liens or Foreclosed	16,984.77
Other Public Safety				Balance Outstanding Dec. 31, 1981	201,364.94
PUBLIC WORKS		CAPITAL OUTLAY	TOTAL	PRIOR YEARS TAXES OUTSTANDING	
Streets and Drainage	218,011.80	Public Enterprises		Balance January 1, 1981	151,104.01
Sewers and Sewoge Processing		Recreation—Culture		Collected in 1981	148,861.45
Gorbage and Trash Disposol	3,950.00	Public Works		Cancelled, Aboted or Adjusted 1981	10.38
Public Buildings and Grounds	10,292.16	Buildings and Grounds		Transfers to Tax Title Liens or Foreclosed	603.50
Other Public Works		Librory and Education		Balance December 31, 1981	1,628.68
HEALTH and WELFARE		Conservation		TAX TITLE LIENS OUTSTANDING	
Health Services Except Environmental	389.30	All Other		Balance January 1, 1981	143,152.38
Welfare-Public Assistance	850.17			Transfer From Taxes	17,673.21
Hospitals, Clinics, First Aid,		CAPITAL DEBT AUTHORIZED, DECEMBER 31, 1981		Redeemed in 1981	46,842.59
Animol, Insect, & Rodent Control	1,480.19	ISSUED AND UNISSUED	GROSS DEBT	Cancelled, Aboted or Adjusted (1981)	
Other Welfore Services		School	2,992,129	Transfers to Fareclosed Property	
RECREATION and CONSERVATION		Self-liquidoting		Balance December 31, 1981	113,983.00
Beoches and Boardwalks		Other		PROPERTY ACQUIRED BY DEED OR	
Parks, Playgrounds, Shode Trees		Total	2,992,129	FORECLOSURE	
Land Reclomation & Conservation	1,716.97			Balance January 1, 1981	
Other Recreational Services	2,400.38	ISSUED AND OUTSTANDING		Transfers From Taxes or Liens	
EDUCATION (excluding schaals)		School		Sale for Cash (1981)	
Libraries		Self-Liquidating		Cancelled, Aboted or Adjusted (1981)	
Other Educational Services		Other		Balance December 31, 1981	
STATUTORY EXPENDITURES		Total	2,991,211.05	CURRENT FINANCES DECEMBER 31, 1981	
Pensions & F. I. C. A.	12,854.99	EQUALIZED VALUATION BASIS		ASSETS	
Employee Fringe Benefits	2,500.00	FOR NET DEBT COMPUTATION	74,082,696	Cosh Dec. 31, 1981	1,454,809.21
Other Statutory Expenditures	1,517.00	REAL PROPERTY VALUATIONS		Taxes Receivable	202,993.62
CETA And Other Public Employment Pragroms		Code Class # of Parcels % VAL'N	ASSESSED VALUATION	Tox Title Liens	113,983.00
MUNICIPAL FUNCTIONS		1 Vocont Lond 292 10.40	5,042,660.00	Foreclosed Property	
CAPITAL IMPROVEMENTS	*MEMO*	2 Residential 744 69.60	33,746,645.00	Emergencies & Other Deferred Charges	8,201.96
DEBT SERVICE		3 Farm 332 14.34	6,552,577.00	State and Federal Aid Receivable	
Principal Payments		4a Commercial 15 4.54	2,200,200.00	Other Receivables	48,564.22
Interest Payments		4b Industrial 2 1.12	542,200.00	Total	1,828,552.01
		4c Apartments		LIABILITIES, RESERVES, AND SURPLUS	
		Total	1385	Cosh Liabilities	854,136.23
DEFERRED CHARGES		Land Area 20.60 Sq. Miles		Reserves for Receivables	365,540.84
SCHOOL, COUNTY, SPECIAL DISTRICT TAXES	3,357.06	Net Valuation Taxable-Municipal	48,805,132	Surplus Dec. 31, 1981	608,874.94
SCHOOL, COUNTY, SPECIAL DISTRICT TAXES	2,046,541.05	Net Valuation Taxable-County	79,875,678	Total	1,828,552.01
RESERVE FOR UNCOLLECTED TAXES	247,149.80	State Equalized Valuation	85,490,502		
EXPENDITURES		State Equalization Ratio	56.93		
TOTAL	2,730,691.07				

Population 1980 2,919
 Population 1981 2,916
 S & P Rating
 Moody Rating

General Tax Rate Per \$100. 2.30
 State Equalized Tax Rate 2.48

BEVERLY CITY – BURLINGTON COUNTY
Form of Government:
Special Charter (P.L. 1857 c. 162)
Number of Members on Governing Body – 9

PER CAPITAL: Gross Debt 141.66 Net Debt 59.35 Debt Service 29.33 Total Tax Levy 309.56 Municipal Expenditures 231.75
 PER CENT: Gross Debt 1.35 Net Debt .57 Tax Levy Collected 87.26 Tax Levy Cancelled, Abated or Adjusted .36

EXPENDITURES		REVENUES-REALIZED		1981 PROPERTY TAX	
GENERAL GOVERNMENT				STATE EQUALIZED TAX RATE 1.29	
Governing Body & Public Boards		1981 Property Taxes Collected	785,681.88	Local District School Taxes	448,259.00
Municipal Clerk		1981 Payments in Lieu of Taxes	5,257.10	Regional & Consolidated School Tax	
Financial Administration	8,574.00	Delinquent Tax & Lien Collections	91,907.95	School Taxes in Municipal Budget	.08 26,834.00
Assessment of Taxes	2,989.00	Business Personalty Replacement Taxes	23,660.36	County Taxes	.55 190,324.55
Collection of Taxes	7,158.00	Taxes from Public Utilities	123,560.00	County Library Taxes	.03 10,537.74
Planning, Housing & Development	2,156.00	Other Miscellaneous Tax Revenues		Local Municipal Purpose Taxes	.52 179,114.00
Human Resources	500.00	State Aid Revenues	78,091.13	Veteran & Senior Citizen Taxes	33,000.00
Elections		Federal Aid Revenues		Total Taxes for Rate Computation	2.47 888,069.29
General Administration (other)	66,400.00	State and Local Fiscal Assistance Act Utilized	29,857.00	Special District Taxes	39,850.00
JUDICIARY		Sale of Acquired Property		Bank Corp. Taxes	6,861.68
Municipal Courts	7,398.00	Other Miscellaneous Revenues	83,876.59	Added and Omitted Taxes	889.54
PUBLIC SAFETY		Total	1,221,932.01	Total Taxes Levied - ABSTRACT	902,670.51
Fire Protection	153,836.29	Prior Years Surplus Appropriated	93,202.00	Total Taxes Billed	900,389.07
Police Protection	250.00	REVENUES TOTAL	1,315,134.01	1981 TAXES COLLECTED	785,681.88
Civil Defense & Disaster Control	6,093.00	Reserve For Uncollected Taxes	137,285.00	1981 Taxes Cancelled, Abated or Adjusted	3,251.48
Environmental Inspection & Control				Transfer to Tax Title Liens or Foreclosed	4,453.68
Other Public Safety				Balance Outstanding Dec. 31, 1981	107,002.23
PUBLIC WORKS		CAPITAL OUTLAY TOTAL		PRIOR YEARS TAXES OUTSTANDING	
Streets and Drainage	96,100.00	Public Enterprises		Balance January 1, 1981	84,388.32
Sewers and Sewage Processing	6,500.00	Recreation—Culture		Collected in 1981	83,941.40
Garbage and Trash Disposal	15,000.00	Public Works		Cancelled, Abated or Adjusted 1981	
Public Buildings and Grounds		Buildings and Grounds		Transfers to Tax Title Liens or Foreclosed	
Other Public Works		Library and Education		Balance December 31, 1981	446.52
HEALTH and WELFARE		Conservation		TAX TITLE LIENS OUTSTANDING	
Health Services Except Environmental	3,665.00	All Other		Balance January 1, 1981	39,015.02
Welfare-Public Assistance	7,710.00			Transfer From Taxes	4,453.68
Hospitals, Clinics, First Aid		CAPITAL DEBT AUTHORIZED, DECEMBER 31, 1981		Redeemed in 1981	7,966.55
Animal, Insect, & Rodent Control		ISSUED AND UNISSUED GROSS DEBT		Cancelled, Abated or Adjusted (1981)	558.07
Other Welfare Services		School 240,000		Transfers to Foreclosed Property	
RECREATION and CONSERVATION		Self-liquidating 173,074	173,074	Balance December 31, 1981	34,944.08
Beaches and Boardwalks	4,700.00	Other 413,074	173,074	PROPERTY ACQUIRED BY DEED OR FORECLOSURE	
Parks, Playgrounds, Shade Trees		Total 413,074		Balance January 1, 1981	7,050.00
Land Reclamation & Conservation	1,500.00	ISSUED AND OUTSTANDING		Transfers From Taxes or Liens	
Other Recreational Services		School 240,000.00		Sale for Cash (1981)	
EDUCATION (excluding schools)		Self-liquidating 170,000.00		Cancelled, Abated or Adjusted (1981)	
Libraries	1,600.00	Other 410,000.00		Balance December 31, 1981	7,050.00
Other Educational Services		Total 410,000.00		CURRENT FINANCES DECEMBER 31, 1981	
STATUTORY EXPENDITURES		EQUALIZED VALUATION BASIS FOR NET DEBT COMPUTATION	30,515,741	ASSETS	
Pensions & F. I. C. A.	27,300.26	REAL PROPERTY VALUATIONS		Cash Dec. 31, 1981	306,765.57
Employee Fringe Benefits	7,000.00	Code Class # of Parcels % VAL'N		Taxes Receivable	107,449.15
Other Statutory Expenditures	13,000.00	1 Vacant Land 80 1.38	513,500.00	Tax Title Liens	34,944.08
CETA And Other Public Employment Programs		2 Residential 805 85.65	31,810,900.00	Foreclosed Property	7,050.00
MUNICIPAL FUNCTIONS TOTAL	439,429.55	3 Farm		Emergencies & Other Deferred Charges	32,406.01
CAPITAL IMPROVEMENTS *MEMU*		4a Commercial 55 7.39	2,745,700.00	State and Federal Aid Receivable	3,331.22
DEBT SERVICE		4b Industrial 15 4.75	1,765,300.00	Other Receivables	807.89
Principal Payments	50,000.00	4c Apartments 4 .82	305,900.00	Total	492,754.32
Interest Payments	35,540.00	Total 959	37,141,300.00	LIABILITIES, RESERVES, AND SURPLUS	
TYPE I SCHL DEBT *MEMC	48,060.00	Land Area .54 Sq. Miles		Cash Liabilities	53,685.58
DEFERRED CHARGES	13,538.74	Net Valuation Taxable-Municipal	37,323,432	Reserves for Receivables	150,251.12
SCHOOL, COUNTY, SPECIAL DISTRICT TAXES	715,805.29	Net Valuation Taxable-County	31,555,871	Surplus Dec. 31, 1981	248,817.22
RESERVE FOR UNCOLLECTED TAXES	137,285.00	State Equalized Valuation	34,625,837	Total	492,754.32
EXPENDITURES TOTAL	1,391,598.58	State Equalization Ratio	107.82		

Population 1980 4,360
Population 1981 4,461
S & P Rating
Moody Rating

General Tax Rate Per \$100.

.72

State Equalized Tax Rate

.54

BLAIRSTOWN TOWNSHIP - WARREN CO.**Form of Government:****Township Committee****Number of Members on Governing Body - 5****PER CAPITA:**

Gross Debt 158.87
Net Debt
Debt Service
Total Tax Levy 166.92
Municipal Expenditures 749.74

PER CENT:

Gross Debt .58
Net Debt
Tax Levy Collected 92.32
Tax Levy Cancelled, Abated or Adjusted .03

EXPENDITURES		REVENUES-REALIZED		1981 PROPERTY TAX	
GENERAL GOVERNMENT				STATE EQUALIZED TAX RATE	
Governing Body & Public Boards		1981 Property Taxes Collected	689,286.10	Local District School Taxes	.04 51,997.00
Municipal Clerk		1981 Payments in Lieu of Taxes		Regional & Consolidated School Tax	
Financial Administration	14,600.00	Delinquent Tax & Lien Collections	106,294.75	School Taxes in Municipal Budget	
Assessment of Taxes	16,889.50	Business Personalty Replacement Taxes	31,835.08	County Taxes	.47 644,119.52
Collection of Taxes	12,700.00	Taxes from Public Utilities	2,501,160.00	County Library Taxes	.03 38,357.87
Planning, Housing & Development	35,300.00	Other Miscellaneous Tax Revenues		Local Municipal Purpose Taxes	
Human Resources		State Aid Revenues		Veteran & Senior Citizen Taxes	33,700.00
Elections		Federal Aid Revenues		Total Taxes for Rate Computation	.54 768,174.39
General Administration (other)	192,467.20	State and Local Fiscal Assistance Act Utilized	102,317.00	Special District Taxes	
JUDICIARY		Sale of Acquired Property		Bank Corp. Taxes	3,878.70
Municipal Courts	15,760.03	Other Miscellaneous Revenues	800,356.54	Added and Omitted Taxes	0,258.98
PUBLIC SAFETY		Total	4,231,189.87	Total Taxes Levied - ABSTRACT	744,612.07
Fire Protection	30,242.50	Prior Years Surplus Appropriated	136,753.18	Total Taxes Billed	746,624.22
Police Protection	203,404.07	REVENUES TOTAL	4,367,943.05	1981 TAXES COLLECTED	689,286.10
Civil Defense & Disaster Control	1,748.60	Reserve For Uncollected Taxes	108,200.00	1981 Taxes Cancelled, Abated or Adjusted	218.52
Environmental Inspection & Control	23,100.00	CAPITAL OUTLAY	TOTAL	Transfer to Tax Title Liens or Foreclosed	74.88
Other Public Safety			460,153.83	Balance Outstanding Dec. 31, 1981	57,044.72
PUBLIC WORKS		Public Enterprises		PRIOR YEARS TAXES OUTSTANDING	
Streets and Drainage	398,000.00	Recreation—Culture		Balance January 1, 1981	118,456.22
Sewers and Sewage Processing	20,000.00	Public Works	449,668.63	Collected in 1981	104,750.96
Gorbage and Trash Disposal	12,600.00	Buildings and Grounds	10,485.00	Cancelled, Abated or Adjusted 1981	1,148.45
Public Buildings and Grounds	84,367.00	Library and Education		Transfers to Tax Title Liens or Foreclosed	2,050.35
Other Public Works	7,600.00	Conservation		Balance December 31, 1981	10,506.46
HEALTH and WELFARE		All Other		TAX TITLE LIENS OUTSTANDING	
Health Services Except Environmental	5,200.00	CAPITAL DEBT AUTHORIZED, DECEMBER 31, 1981		Balance January 1, 1981	
Welfare-Public Assistance	1,600.00	ISSUED AND UNISSUED	GROSS DEBT	Transfer From Taxes	2,411.10
Hospitals, Clinics, First Aid		School	708,728	Redeemed in 1981	1,543.79
Animal, Insect, & Rodent Control	750.00	Self-liquidating		Cancelled, Abated or Adjusted (1981)	
Other Welfare Services		Other		Transfers to Foreclosed Property	
RECREATION and CONSERVATION		Total	708,728	Balance December 31, 1981	867.31
Beaches and Boardwalks		ISSUED AND OUTSTANDING		PROPERTY ACQUIRED BY DEED OR FORECLOSURE	
Parks, Playgrounds, Shade Trees		School	708,728.80	Balance January 1, 1981	
Land Reclamation & Conservation	2,000.00	Self-Liquidating		Transfers From Taxes or Liens	
Other Recreational Services	43,186.43	Other		Sale for Cash (1981)	
EDUCATION (excluding schools)		Total	708,728.80	Cancelled, Abated or Adjusted (1981)	
Libraries	13,000.00	EQUALIZED VALUATION BASIS		Balance December 31, 1981	
Other Educational Services	911,500.00	FOR NET DEBT COMPUTATION	122,396,355	CURRENT FINANCES DECEMBER 31, 1981	
STATUTORY EXPENDITURES		REAL PROPERTY VALUATIONS		ASSETS	
Pensions & F. I. C. A.	37,500.00	Code Class # of Parcels % VAL'N	ASSESSED VALUATION	Cash Dec. 31, 1981	7,432,080.11
Employee Fringe Benefits	20,000.00	1 Vacant Land 574 12.53	12,759,420.00	Taxes Receivable	67,551.18
Other Statutory Expenditures	6,000.00	2 Residential 1210 67.43	68,649,500.00	Tax Title Liens	867.31
CETA And Other Public Employment Programs		3 Farm 264 8.08	6,218,843.00	Foreclosed Property	
MUNICIPAL FUNCTIONS		4a Commercial 92 8.68	8,832,619.00	Emergencies & Other Deferred Charges	945.44
CAPITAL IMPROVEMENTS	*MEMO*	4b Industrial 7 3.28	3,343,400.00	State and Federal Aid Receivable	
DEBT SERVICE		4c Apartments		Other Receivables	27,478.93
Principal Payments		Total	101,803,782.00	Total	7,528,922.97
Interest Payments		Land Area 30.90 Sq. Miles		LIABILITIES, RESERVES, AND SURPLUS	
DEFERRED CHARGES		Net Valuation Taxable-Municipal	102,842,357	Cash Liabilities	2,258,981.11
SCHOOL, COUNTY, SPECIAL DISTRICT TAXES		Net Valuation Taxable-County	134,538,269	Reserves for Receivables	55,897.42
RESERVE FOR UNCOLLECTED TAXES		State Equalized Valuation	135,634,491	Surplus Dec. 31, 1981	5,174,044.44
EXPENDITURES	TOTAL	State Equalization Ratio	75.64	Total	7,528,922.97
	4,079,055.65				

Population 1980 **47,792**
 Population 1981 **47,526**
 S & P Rating. **AA**
 Moody Rating **AA**

General Tax Rate Per \$100. **7.01**
 State Equalized Tax Rate **3.56**

BLOOMFIELD TOWNSHIP - ESSEX COUNTY
Form of Government:
Special Charter (P.L. 1955 c. 201)
Number of Members on Governing Body - 7

PER CAPITA: Grass Debt **229.79** PER CENT: Grass Debt **1.39**
 Net Debt **121.66** Net Debt **.73**
 Debt Service **17.98** Tax Levy Collected **97.18**
 Total Tax Levy **657.65** Tax Levy Cancelled, Abated or Adjusted **.88**
 Municipal Expenditures **338.88**

EXPENDITURES		REVENUES-REALIZED		1981 PROPERTY TAX	
GENERAL GOVERNMENT				STATE EQUALIZED TAX RATE 3.56	
Governing Body & Public Boards		1981 Property Taxes Collected	30,332,339.65	Local District School Taxes	1.48
Municipal Clerk	79,825.00	1981 Payments in Lieu of Taxes	32,618.73	Regional & Consolidated School Tax	
Financial Administration	209,341.00	Delinquent Tax & Lien Collections	629,146.47	School Taxes in Municipal Budget	.01
Assessment of Taxes	86,425.00	Business Personalty Replacement Taxes	1,039,063.12	County Taxes	1.13
Collection of Taxes		Taxes from Public Utilities	1,909,016.00	County Library Taxes	
Planning, Housing & Development	147,110.00	Other Miscellaneous Tax Revenues		Local Municipal Purpose Taxes	.94
Human Resources	165,422.74	State Aid Revenues	1,363,521.57	Veteran & Senior Citizen Taxes	
Elections		Federal Aid Revenues	510,599.31	Total Taxes for Rate Computation	3.56
General Administration (other)	701,870.00	State and Local Fiscal Assistance Act Utilized	349,408.00	Special District Taxes	
JUDICIARY		Sale of Acquired Property	42,953.20	Bank Corp. Taxes	41,769.05
Municipal Courts	109,040.00	Other Miscellaneous Revenues	1,374,353.28	Added and Omitted Taxes	47,198.33
PUBLIC SAFETY		Total	37,583,059.33	Total Taxes Levied - ABSTRACT	31,255,537.42
Fire Protection	2,533,849.15	Prior Years Surplus Appropriated	800,000.00	Total Taxes Billed	31,213,768.37
Police Protection	3,183,250.00	REVENUES	38,383,059.33	1981 TAXES COLLECTED	30,332,339.65
Civil Defense & Disaster Control	22,640.00	Reserve For Uncollected Taxes	1,459,020.00	1981 Taxes Cancelled, Abated or Adjusted	276,110.79
Environmental Inspection & Control	82,020.00			Transfer to Tax Title Liens or Foreclosed	
Other Public Safety		CAPITAL OUTLAY	906,813.14	Balance Outstanding Dec. 31, 1981	605,317.93
PUBLIC WORKS		TOTAL		PRIOR YEARS TAXES OUTSTANDING	
Streets and Drainage	479,571.66	Public Enterprises	149,824.26	Balance January 1, 1981	721,689.91
Sewers and Sewage Processing	703,661.00	Recreation—Culture	81,626.08	Collected in 1981	536,905.41
Garbage and Trash Disposal	876,750.00	Public Works	496,491.53	Cancelled, Abated or Adjusted 1981	
Public Buildings and Grounds	70,970.00	Buildings and Grounds	138,073.27	Transfers to Tax Title Liens or Foreclosed	15,000.00
Other Public Works	630,614.00	Library and Education	40,758.00	Balance December 31, 1981	169,784.50
HEALTH and WELFARE		Conservation		TAX TITLE LIENS OUTSTANDING	
Health Services Except Environmental	418,172.55	All Other		Balance January 1, 1981	89,483.91
Welfare-Public Assistance	33,330.00	CAPITAL DEBT AUTHORIZED, DECEMBER 31, 1981		Transfer From Taxes	15,000.00
Hospitals, Clinics, First Aid		ISSUED AND UNISSUED		Redeemed in 1981	92,241.06
Animal, Insect, & Rodent Control	22,250.00	GROSS DEBT		Cancelled, Abated or Adjusted (1981)	
Other Welfare Services		School	4,515,000	Transfers to Foreclosed Property	
RECREATION and CONSERVATION		Self-Liquidating	623,800	Balance December 31, 1981	12,242.85
Beaches and Boardwalks		Other	5,782,234	PROPERTY ACQUIRED BY DEED OR FORECLOSURE	
Parks, Playgrounds, Shade Trees	170,250.00	Total	10,921,034	Balance January 1, 1981	314,953.20
Land Reclamation & Conservation		ISSUED AND OUTSTANDING		Transfers From Taxes or Liens	
Other Recreational Services	300,848.12	School	811,000.00	Sale for Cash (1981)	42,953.20
EDUCATION (excluding schools)		Self-Liquidating	585,000.00	Cancelled, Abated or Adjusted (1981)	200.00
Libraries	551,040.00	Other	5,285,000.00	Balance December 31, 1981	271,800.00
Other Educational Services	4,000.00	Total	6,681,000.00	CURRENT FINANCES DECEMBER 31, 1981	
STATUTORY EXPENDITURES		EQUALIZED VALUATION BASIS		ASSETS	
Pensions & F. I. C. A.	1,350,459.34	FOR NET DEBT COMPUTATION	787,964,113	Cash Dec. 31, 1981	2,180,788.75
Employee Fringe Benefits	462,850.00	REAL PROPERTY VALUATIONS		Taxes Receivable	775,102.43
Other Statutory Expenditures	10,000.00	Code Class # of Parcels % VAL'N		Tax Title Liens	12,242.85
CETA And Other Public Employment Programs	385,644.00	1 Vacant Land 287 .45	1,989,400.00	Foreclosed Property	271,800.00
MUNICIPAL FUNCTIONS		2 Residential 10333 65.53	287,844,300.00	Emergencies & Other Deferred Charges	95,515.00
CAPITAL IMPROVEMENTS	*MEMO* 25,000.00	3 Farm		State and Federal Aid Receivable	1,678.11
DEBT SERVICE		4a Commercial 744 18.26	80,190,600.00	Other Receivables	118,286.98
Principal Payments	555,000.00	4b Industrial 86 7.33	32,203,100.00	Total	3,455,414.12
Interest Payments	299,713.01	4c Apartments 110 8.43	37,028,300.00	LIABILITIES, RESERVES, AND SURPLUS	
TYPE I SCHL DEBT *MEMO	177,123.75	Total 11560	439,255,700.00	Cash Liabilities	1,090,135.86
DEFERRED CHARGES	715.53	Land Area 5.40 Sq. Miles		Reserves for Receivables	1,110,764.63
SCHOOL, COUNTY, SPECIAL DISTRICT TAXES	22,925,196.36	Net Valuation Taxable-Municipal	444,770,300	Surplus Dec. 31, 1981	1,254,513.63
RESERVE FOR UNCOLLECTED TAXES	1,459,020.00	Net Valuation Taxable-County	829,708,831	Total	3,455,414.12
EXPENDITURES	39,030,848.46	State Equalized Valuation	870,789,381		
		State Equalization Ratio	50.78		

Population 1980 7,867
 Population 1981 7,897
 S & P Rating
 Moody Rating

General Tax Rate Per \$100. 4.18
 State Equalized Tax Rate 2.78

BLOOMINGDALE BOROUGH - PASSAIC CO.

Form of Government:

Borough Council

Number of Members on Governing Body - 6

PER CAPITA:

Gross Debt 396.77
 Net Debt 261.91
 Debt Service 21.75
 Total Tax Levy 560.02
 Municipal Expenditures 257.22

PER CENT:

Gross Debt 2.19
 Net Debt 1.45
 Tax Levy Collected 96.62
 Tax Levy Cancelled, Abated or Adjusted .50

EXPENDITURES		REVENUES-REALIZED		1981 PROPERTY TAX	
GENERAL GOVERNMENT		1981 Property Taxes Collected		STATE EQUALIZED TAX RATE → 1.42	
Governing Body & Public Boards	3,450.00	1981 Payments in Lieu of Taxes		Local District School Taxes	2,244,963.52
Municipal Clerk		Delinquent Tax & Lien Collections		Regional & Consolidated School Tax	
Financial Administration	7,000.00	Business Personalty Replacement Taxes		School Taxes in Municipal Budget	
Assessment of Taxes	6,500.00	Taxes from Public Utilities		County Taxes	962,639.73
Collection of Taxes	32,123.00	Other Miscellaneous Tax Revenues		County Library Taxes	
Planning, Housing & Development	34,275.00	State Aid Revenues		Local Municipal Purpose Taxes	1,187,636.41
Human Resources	4,640.00	Federal Aid Revenues		Veteran & Senior Citizen Taxes	65,300.00
Elections	4,400.00	State and Local Fiscal Assistance Act Utilized		Total Taxes for Rate Computation	4,460,539.66
General Administration (other)	246,477.00	Sale of Acquired Property		Special District Taxes	
JUDICIARY		Other Miscellaneous Revenues		Bank Corp. Taxes	6,708.16
Municipal Courts	5,947.00	Prior Years Surplus Appropriated		Added and Omitted Taxes	20,543.42
PUBLIC SAFETY		REVENUES TOTAL		Total Taxes Levied - ABSTRACT	4,422,491.24
Fire Protection	28,851.00	CAPITAL OUTLAY TOTAL		Total Taxes Billed	4,420,518.44
Police Protection	347,384.67	Public Enterprises		1981 TAXES COLLECTED	4,270,988.23
Civil Defense & Disaster Control	50.00	Recreation—Culture		1981 Taxes Cancelled, Abated or Adjusted	21,955.45
Environmental Inspection & Control	12,275.00	Public Works		Transfer to Tax Title Liens or Foreclosed	17,698.12
Other Public Safety		Buildings and Grounds		Balance Outstanding Dec. 31, 1981	109,876.64
PUBLIC WORKS		Library and Education		PRIOR YEARS TAXES OUTSTANDING	
Streets and Drainage	205,133.00	Conservation		Balance January 1, 1981	111,744.55
Sewers and Sewage Processing	85,369.00	All Other		Collected in 1981	108,000.56
Garbage and Trash Disposal	111,606.00	CAPITAL DEBT AUTHORIZED, DECEMBER 31, 1981		Cancelled, Abated or Adjusted 1981	
Public Buildings and Grounds	35,405.00	ISSUED AND UNISSUED		Transfers to Tax Title Liens or Foreclosed	3,743.59
Other Public Works	56,000.00	GROSS DEBT		Balance December 31, 1981	
HEALTH and WELFARE		NET DEBT		TAX TITLE LIENS OUTSTANDING	
Health Services Except Environmental	43,617.00	Schaal		Balance January 1, 1981	85,184.83
Welfare-Public Assistance	5,660.00	Self-liquidating		Transfer From Taxes	22,048.01
Hospitals, Clinics, First Aid	300.00	Other		Redeemed in 1981	9,427.42
Animal, Insect, & Radent Control	2,062.00	Total		Cancelled, Abated or Adjusted (1981)	175.20
Other Welfare Services		ISSUED AND OUTSTANDING		Transfers to Foreclosed Property	
RECREATION and CONSERVATION		Schaal		Balance December 31, 1981	97,630.22
Beaches and Boardwalks		Self-Liquidating		PROPERTY ACQUIRED BY DEED OR FORECLOSURE	
Parks, Playgrounds, Shade Trees	1.00	Other		Balance January 1, 1981	183,000.00
Land Reclamation & Conservation	563.00	Total		Transfers From Taxes or Liens	
Other Recreational Services	13,730.00	EQUALIZED VALUATION BASIS		Sale for Cash (1981)	
EDUCATION (excluding schools)		FOR NET DEBT COMPUTATION		Cancelled, Abated or Adjusted (1981)	
Libraries	46,284.00	REAL PROPERTY VALUATIONS		Balance December 31, 1981	183,000.00
Other Educational Services		Code Class # of Parcels % VAL'N		CURRENT FINANCES DECEMBER 31, 1981	
STATUTORY EXPENDITURES		ASSESSED VALUATION		ASSETS	
Pensions & F. I. C. A.	106,440.00	1 Vacant Land 219 4.94		Cash Dec. 31, 1981	450,861.17
Employee Fringe Benefits	47,000.00	2 Residential 2157 80.41		Taxes Receivable	109,876.64
Other Statutory Expenditures	5,000.00	3 Farm 3 .03		Tax Title Liens	97,630.22
CETA And Other Public Employment Programs	23,001.31	4a Commercial 104 8.57		Foreclosed Property	183,000.00
MUNICIPAL FUNCTIONS TOTAL	1,556,943.98	4b Industrial 5 .58		Emergencies & Other Deferred Charges	25,299.93
CAPITAL IMPROVEMENTS *MEMO*	8,000.00	4c Apartments 7 5.47		State and Federal Aid Receivable	10,765.03
DEBT SERVICE		Total 2495		Other Receivables	14,352.53
Principal Payments	101,000.00	Land Area 8.74 Sq. Miles		Total	891,785.52
Interest Payments	70,780.62	Net Valuation Taxable-Municipal		LIABILITIES, RESERVES, AND SURPLUS	
DEFERRED CHARGES	973.99	Net Valuation Taxable-County		Cash Liabilities	134,035.60
SCHOOL, COUNTY, SPECIAL DISTRICT TAXES	3,207,603.25	State Equalized Valuation		Reserves for Receivables	404,859.39
RESERVE FOR UNCOLLECTED TAXES	321,580.26	State Equalization Ratio		Surplus Dec. 31, 1981	352,890.53
EXPENDITURES TOTAL	5,238,882.10			Total	891,785.52

Population 1980 864
 Population 1981 854
 S & P Rating
 Moody Rating

General Tax Rate Per \$100. 3.35
 State Equalized Tax Rate 2.22

BLOOMSBURY BOROUGH - HUNTERDON CO.

Form of Government:

Borough Council

Number of Members on Governing Body - 6

PER CAPITA:

Gross Debt 159.21
 Net Debt 60.26
 Debt Service .75
 Total Tax Levy 510.35
 Municipal Expenditures 180.91

PER CENT:

Gross Debt .79
 Net Debt .30
 Tax Levy Collected 93.69
 Tax Levy Cancelled, Abated or Adjusted .19

EXPENDITURES		REVENUES-REALIZED		1981 PROPERTY TAX	
GENERAL GOVERNMENT				STATE EQUALIZED TAX RATE →	
Governing Body & Public Boards		1981 Property Taxes Collected	405,748.50	Local District School Taxes 1.48	286,866.00
Municipal Clerk		1981 Payments in Lieu of Taxes		Regional & Consolidated School Tax	
Financial Administration	3,082.00	Delinquent Tax & Lien Collections	20,933.26	School Taxes in Municipal Budget	
Assessment of Taxes	1,770.00	Business Personalty Replacement Taxes	13,543.96	County Taxes .43	82,757.32
Collection of Taxes	1,846.00	Taxes from Public Utilities	23,541.00	County Library Taxes .03	5,307.80
Planning, Housing & Development	4,064.00	Other Miscellaneous Tax Revenues		Local Municipal Purpose Taxes .28	53,390.01
Human Resources		State Aid Revenues	5,555.86	Veteran & Senior Citizen Taxes	9,000.00
Elections	243.00	Federal Aid Revenues		Total Taxes for Rate Computation 2.22	437,321.15
General Administration (other)	17,163.20	State and Local Fiscal Assistance Act Utilized	4,702.00	Special District Taxes	
JUDICIARY		Sale of Acquired Property		Bank Corp. Taxes	3,546.31
Municipal Courts	4,066.00	Other Miscellaneous Revenues	43,037.00	Added and Omitted Taxes	3,570.56
PUBLIC SAFETY		Total	517,505.58	Total Taxes Levied - ABSTRACT	435,838.00
Fire Protection	20,181.34	Prior Years Surplus Appropriated	25,000.00	Total Taxes Billed	433,087.99
Police Protection	16,406.00	REVENUES TOTAL	542,505.58	1981 TAXES COLLECTED	405,748.50
Civil Defense & Disaster Control	200.00	Reserve For Uncollected Taxes	29,518.79	1981 Taxes Cancelled, Abated or Adjusted	823.85
Environmental Inspection & Control	276.00	CAPITAL OUTLAY TOTAL	18,745.16	Transfer to Tax Title Liens or Foreclosed	
Other Public Safety		Public Enterprises	15,737.80	Balance Outstanding Dec. 31, 1981	26,515.64
PUBLIC WORKS		Recreation—Culture		PRIOR YEARS TAXES OUTSTANDING	
Streets and Drainage	14,269.80	Public Works	3,007.36	Balance January 1, 1981	21,256.03
Sewers and Sewage Processing		Buildings and Grounds		Collected in 1981	20,933.26
Garbage and Trash Disposal	15,702.00	Library and Education		Cancelled, Abated or Adjusted 1981	126.23
Public Buildings and Grounds	13,981.00	Conservation		Transfers to Tax Title Liens or Foreclosed	
Other Public Works		All Other		Balance December 31, 1981	196.54
HEALTH and WELFARE		CAPITAL DEBT AUTHORIZED, DECEMBER 31, 1981		TAX TITLE LIENS OUTSTANDING	
Health Services Except Environmental		ISSUED AND UNISSUED		Balance January 1, 1981	
Welfare-Public Assistance	4,000.00	School	84,500	Transfer From Taxes	
Hospitals, Clinics, First Aid		Self-liquidating	36,810	Redeemed in 1981	
Animal, Insect, & Rodent Control	460.00	Other	14,655	Cancelled, Abated or Adjusted (1981)	
Other Welfare Services		Total	135,965	Transfers to Foreclosed Property	
RECREATION and CONSERVATION				Balance December 31, 1981	
Beaches and Boardwalks		ISSUED AND OUTSTANDING		PROPERTY ACQUIRED BY DEED OR FORECLOSURE	
Parks, Playgrounds, Shade Trees		School	82,000.00	Balance January 1, 1981	1,100.00
Land Reclamation & Conservation		Self-Liquidating	36,810.00	Transfers From Taxes or Liens	
Other Recreational Services	50.00	Other		Sale for Cash (1981)	
EDUCATION (excluding schools)		Total	118,810.00	Cancelled, Abated or Adjusted (1981)	
Libraries		EQUALIZED VALUATION BASIS		Balance December 31, 1981	1,100.00
Other Educational Services		FOR NET DEBT COMPUTATION	17,316,421	CURRENT FINANCES DECEMBER 31, 1981	
STATUTORY EXPENDITURES		REAL PROPERTY VALUATIONS		ASSETS	
Pensions & F. I. C. A.	2,285.78	Code Class # of Parcels % VAL'N		Cash Dec. 31, 1981	272,364.57
Employee Fringe Benefits		1 Vacant Land 48 2.29	285,475.00	Taxes Receivable	26,712.18
Other Statutory Expenditures	225.00	2 Residential 263 69.60	8,674,725.00	Tax Title Liens	
CETA And Other Public Employment Programs		3 Farm 8 1.11	138,526.00	Foreclosed Property	1,100.00
MUNICIPAL FUNCTIONS TOTAL	120,271.12	4a Commercial 10 17.35	2,102,000.00	Emergencies & Other Deferred Charges	6,862.13
CAPITAL IMPROVEMENTS *MEMU*		4b Industrial 6 9.00	1,121,525.00	State and Federal Aid Receivable	132.66
DEBT SERVICE		4c Apartments 1 .66	81,700.00	Other Receivables	3,404.59
Principal Payments	637.00	Total	12,463,951.00	Total	311,176.13
Interest Payments		Land Area .80 Sq. Miles		LIABILITIES, RESERVES, AND SURPLUS	
DEFERRED CHARGES	4,074.12	Net Valuation Taxable-Municipal	12,805,460	Cash Liabilities	166,802.21
SCHOOL, COUNTY, SPECIAL DISTRICT TAXES	374,931.12	Net Valuation Taxable-County	18,644,508	Reserves for Receivables	31,216.77
RESERVE FOR UNCOLLECTED TAXES	29,518.79	State Equalized Valuation	19,165,363	Surplus Dec. 31, 1981	113,157.15
EXPENDITURES TOTAL	525,432.15	State Equalization Ratio	66.22	Total	311,176.13

Population 1980 8,344
 Population 1981 8,317
 S & P Rating
 Moody Rating

General Tax Rate Per \$100.

3.54

State Equalized Tax Rate

2.55

BOGOTA BOROUGH - BERGEN COUNTY**Form of Government:****Borough Council****Number of Members on Governing Body - 6****PER CAPITA:**

Gross Debt 113.99
 Net Debt 74.43
 Debt Service 14.27
 Total Tax Levy 529.86
 Municipal Expenditures 260.74

PER CENT:

Gross Debt .61
 Net Debt .40
 Tax Levy Collected 98.07
 Tax Levy Cancelled, Abated or Adjusted .06

EXPENDITURES		REVENUES-REALIZED		1981 PROPERTY TAX	
GENERAL GOVERNMENT				STATE EQUALIZED TAX RATE →	
Governing Body & Public Boards		1981 Property Taxes Collected	4,315,052.34	Local District School Taxes 1.54	2,648,872.50
Municipal Clerk		1981 Payments in Lieu of Taxes		Regional & Consolidated School Tax	
Financial Administration	19,380.85	Delinquent Tax & Lien Collections	56,563.43	School Taxes in Municipal Budget	
Assessment of Taxes	7,500.00	Business Personalty Replacement Taxes	261,019.56	County Taxes .34	587,883.51
Collection of Taxes	31,461.00	Taxes from Public Utilities	267,518.00	County Library Taxes	
Planning, Housing & Development	20,260.00	Other Miscellaneous Tax Revenues	28,000.00	Local Municipal Purpose Taxes .00	1,144,227.00
Human Resources		State Aid Revenues	84,315.55	Veteran & Senior Citizen Taxes	78,800.00
Elections	1,316.54	Federal Aid Revenues	3,168.78	Total Taxes for Rate Computation 2.54	4,459,783.01
General Administration (other)	241,528.76	State and Local Fiscal Assistance Act Utilized	73,848.86	Special District Taxes	
JUDICIARY		Sale of Acquired Property		Bank Corp. Taxes	17,783.82
Municipal Courts	28,101.20	Other Miscellaneous Revenues	155,876.30	Added and Omitted Taxes	8,059.19
PUBLIC SAFETY		Total	5,265,407.22	Total Taxes Levied - ABSTRACT	4,408,826.02
Fire Protection	64,767.00	Prior Years Surplus Appropriated	125,000.00	Total Taxes Billed	4,400,122.47
Police Protection	510,865.77	REVENUES	TOTAL	1981 TAXES COLLECTED	4,315,092.34
Civil Defense & Disaster Control	360.00	Reserve For Uncollected Taxes	99,877.00	1981 Taxes Cancelled, Abated or Adjusted	2,831.12
Environmental Inspection & Control	24,390.00	CAPITAL OUTLAY	TOTAL	Transfer to Tax Title Liens or Foreclosed	
Other Public Safety			75,653.68	Balance Outstanding Dec. 31, 1981	82,199.01
PUBLIC WORKS		Public Enterprises		PRIOR YEARS TAXES OUTSTANDING	
Streets and Drainage	253,158.76	Recreation—Culture		Balance January 1, 1981	56,563.43
Sewers and Sewage Processing	143,505.00	Public Works	43,681.52	Collected in 1981	56,563.43
Gorbage and Trash Disposal	136,824.66	Buildings and Grounds	31,972.36	Cancelled, Abated or Adjusted 1981	
Public Buildings and Grounds	23,193.00	Library and Education		Transfers to Tax Title Liens or Foreclosed	
Other Public Works	46,982.00	Conservation		Balance December 31, 1981	
HEALTH and WELFARE		All Other		TAX TITLE LIENS OUTSTANDING	
Health Services Except Environmental	11,383.00	CAPITAL DEBT AUTHORIZED, DECEMBER 31, 1981		Balance January 1, 1981	
Welfare-Public Assistance	4,132.79	ISSUED AND UNISSUED	GROSS DEBT	Transfer From Taxes	
Hospitals, Clinics, First Aid		School	329,000	Redeemed in 1981	
Animal, Insect, & Rodent Control		Self-liquidating	619,050	Cancelled, Abated or Adjusted (1981)	
Other Welfare Services		Other	615,050	Transfers to Foreclosed Property	
RECREATION and CONSERVATION		Total	948,050	Balance December 31, 1981	
Beaches and Boardwalks		ISSUED AND OUTSTANDING		PROPERTY ACQUIRED BY DEED OR	
Parks, Playgrounds, Shade Trees	10,729.80	School	329,000.00	FORECLOSURE	
Land Reclamation & Conservation		Self-Liquidating	234,250.00	Balance January 1, 1981	136,680.00
Other Recreational Services	28,900.00	Other	563,250.00	Transfers From Taxes or Liens	
EDUCATION (excluding schools)		Total		Sale for Cash (1981)	
Libraries	53,682.00	EQUALIZED VALUATION BASIS	154,215,387	Cancelled, Abated or Adjusted (1981)	
Other Educational Services		FOR NET DEBT COMPUTATION		Balance December 31, 1981	136,680.00
STATUTORY EXPENDITURES		REAL PROPERTY VALUATIONS		CURRENT FINANCES DECEMBER 31, 1981	
Pensions & F. I. C. A.	168,224.61	Code Class # of Parcels % VAL'N		ASSETS	
Employee Fringe Benefits	45,128.76	1 Vacant Land 43 .80	985,300.00	Cash Dec. 31, 1981	333,902.23
Other Statutory Expenditures	4,500.00	2 Residential 2017 80.07	98,829,420.00	Taxes Receivable	82,199.01
CETA And Other Public Employment Programs	11,000.00	3 Farm		Tox Title Liens	
MUNICIPAL FUNCTIONS		4a Commercial 68 6.29	7,769,600.00	Foreclosed Property	136,680.00
CAPITAL IMPROVEMENTS	*MEMO*	4b Industrial 23 5.81	7,169,300.00	Emergencies & Other Deferred Charges	45,080.14
DEBT SERVICE		4c Apartments 25 7.03	8,676,800.00	State and Federal Aid Receivable	29,038.19
Principal Payments	93,625.00	Total 2176	123,430,420.00	Other Receivables	
Interest Payments	25,047.29	Land Area .70 Sq. Miles		Total	626,899.57
DEFERRED CHARGES		Net Valuation Taxable-Municipal	124,065,584	LIABILITIES, RESERVES, AND SURPLUS	
SCHOOL, COUNTY, SPECIAL DISTRICT TAXES	3,236,756.01	Net Valuation Taxable-County	164,422,272	Cash Liabilities	135,171.14
RESERVE FOR UNCOLLECTED TAXES	99,877.00	State Equalized Valuation	171,885,710	Reserves for Receivables	218,879.01
EXPENDITURES	TOTAL	State Equalization Ratio	72.08	Surplus Dec. 31, 1981	272,849.42
	5,405,298.22			Total	626,899.57

Population 1980 8,620
 Population 1981 8,554
 S & P Rating
 Moody Rating A

General Tax Rate Per \$100. 6.06
 State Equalized Tax Rate 2.54

BOONTON TOWN - MORRIS COUNTY

Form of Government:

Town Council

Number of Members on Governing Body - 9

PER CAPITA:
 Gross Debt 277.56
 Net Debt 199.94
 Debt Service 15.49
 Total Tax Levy 590.57
 Municipal Expenditures 280.83

PER CENT:
 Gross Debt 1.37
 Net Debt .98
 Tax Levy Collected 94.42
 Tax Levy Cancelled, Abated or Adjusted 1.73

EXPENDITURES		REVENUES-REALIZED		1981 PROPERTY TAX	
GENERAL GOVERNMENT				STATE EQUALIZED TAX RATE	
Governing Body & Public Boards		1981 Property Taxes Collected	4,788,509.91	Local District School Taxes 1.66	3,295,437.77
Municipal Clerk		1981 Payments in Lieu of Taxes	1,480.00	Regional & Consolidated School Tax	
Financial Administration	10,419.00	Delinquent Tax & Lien Collections	208,580.51	School Taxes in Municipal Budget	
Assessment of Taxes	106,951.03	Business Personalty Replacement Taxes	324,735.44	County Taxes .39	785,343.90
Collection of Taxes	24,550.00	Taxes from Public Utilities	371,849.00	County Library Taxes .02	30,389.34
Planning, Housing & Development	16,875.00	Other Miscellaneous Tax Revenues		Local Municipal Purpose Taxes .47	938,207.84
Human Resources		State Aid Revenues	85,473.60	Veteran & Senior Citizen Taxes	83,200.00
Elections		Federal Aid Revenues		Total Taxes far Rate Computation 2.54	5,132,578.85
General Administration (other)	226,014.62	State and Local Fiscal Assistance Act Utilized	83,465.00	Special District Taxes	
JUDICIARY		Sale of Acquired Property		Bank Corp. Taxes	10,028.51
Municipal Courts	30,035.00	Other Miscellaneous Revenues	191,060.05	Added and Omitted Taxes	15,534.06
PUBLIC SAFETY		Total	6,055,927.91	Total Taxes Levied - ABSTRACT	5,075,341.42
Fire Protection	48,743.00	Prior Years Surplus Appropriated	245,456.00	Total Taxes Billed	5,071,576.10
Police Protection	547,124.00	REVENUES TOTAL	6,301,393.91	1981 TAXES COLLECTED	4,788,509.51
Civil Defense & Disaster Control	5,100.00	Reserve For Uncollected Taxes	256,610.39	1981 Taxes Cancelled, Abated or Adjusted	87,583.51
Environmental Inspection & Control	14,363.00			Transfer to Tax Title Liens or Foreclosed	1,195.88
Other Public Safety				Balance Outstanding Dec. 31, 1981	194,282.80
PUBLIC WORKS		CAPITAL OUTLAY TOTAL	7,191.70	PRIOR YEARS TAXES OUTSTANDING	
Streets and Drainage	366,237.00	Public Enterprises	7,091.70	Balance January 1, 1981	208,276.54
Sewers and Sewage Processing	42,600.00	Recreation—Culture		Collected in 1981	208,276.54
Garbage and Trash Disposal	123,395.00	Public Works	100.00	Cancelled, Abated or Adjusted 1981	
Public Buildings and Grounds	51,962.00	Buildings and Grounds		Transfers to Tax Title Liens or Foreclosed	
Other Public Works	25,190.75	Library and Education		Balance December 31, 1981	
HEALTH and WELFARE		Conservation		TAX TITLE LIENS OUTSTANDING	
Health Services Except Environmental	84,510.00	All Other		Balance January 1, 1981	11,485.45
Welfare-Public Assistance	11,210.00			Transfer From Taxes	1,199.88
Hospitals, Clinics, First Aid	500.00			Redeemed in 1981	684.37
Animal, Insect, & Rodent Control				Cancelled, Abated or Adjusted (1981)	
Other Welfare Services	7,500.00			Transfers to Foreclosed Property	
RECREATION and CONSERVATION				Balance December 31, 1981	12,000.96
Beaches and Boardwalks	4,800.00			PROPERTY ACQUIRED BY DEED OR FORECLOSURE	
Parks, Playgrounds, Shade Trees				Balance January 1, 1981	600.00
Land Reclamation & Conservation				Transfers From Taxes or Liens	
Other Recreational Services	47,115.00			Sale for Cash (1981)	
EDUCATION (excluding schools)				Cancelled, Abated or Adjusted (1981)	
Libraries	7,000.00			Balance December 31, 1981	600.00
Other Educational Services				CURRENT FINANCES DECEMBER 31, 1981	
STATUTORY EXPENDITURES				ASSETS	
Pensions & F. I. C. A.	160,016.40			Cash Dec. 31, 1981	590,134.07
Employee Fringe Benefits	43,400.00			Taxes Receivable	154,282.80
Other Statutory Expenditures	7,000.00			Tax Title Liens	12,000.96
CETA And Other Public Employment Programs				Foreclosed Property	600.00
MUNICIPAL FUNCTIONS TOTAL	2,014,612.80			Emergencies & Other Deferred Charges	75,000.00
CAPITAL IMPROVEMENTS *M E M U *				State and Federal Aid Receivable	57,400.00
DEBT SERVICE				Other Receivables	.01
Principal Payments	87,310.00			Total	929,467.84
Interest Payments	45,845.70			LIABILITIES, RESERVES, AND SURPLUS	
DEFERRED CHARGES				Cash Liabilities	428,640.85
SCHOOL, COUNTY, SPECIAL DISTRICT TAXES	9,053.20			Reserves far Receivables	206,883.17
RESERVE FOR UNCOLLECTED TAXES	4,111,171.01			Surplus Dec. 31, 1981	293,943.22
EXPENDITURES TOTAL	6,524,003.10			Total	929,467.84

1402

Population 1980 3,273
 Population 1981 3,306
 S & P Rating
 Moody Rating

General Tax Rate Per \$100.
 5.25
 State Equalized Tax Rate
 1.57

BOONTON TOWNSHIP - MORRIS COUNTY**Form of Government:****Township Committee****Number of Members on Governing Body - 5****PER CAPITA:**

Gross Debt 134.12
 Net Debt 57.59
 Debt Service 14.56
 Total Tax Levy 674.69
 Municipal Expenditures 250.68

PER CENT:

Gross Debt .36
 Net Debt .15
 Tax Levy Collected 96.48
 Tax Levy Cancelled, Abated or Adjusted .06

EXPENDITURES		REVENUES-REALIZED		1981 PROPERTY TAX	
GENERAL GOVERNMENT				STATE EQUALIZED TAX RATE →	
Governing Body & Public Boards		1981 Property Taxes Collected	2,166,537.56	Local District School Taxes .99	1,404,877.98
Municipal Clerk		1981 Payments in Lieu of Taxes		Regional & Consolidated School Tax	
Financial Administration	11,300.00	Delinquent Tax & Lien Collections	79,750.83	School Taxes in Municipal Budget	
Assessment of Taxes	46,370.00	Business Personalty Replacement Taxes	45,277.40	County Taxes .33	471,817.96
Collection of Taxes	5,025.00	Taxes from Public Utilities	130,924.00	County Library Taxes .01	18,257.81
Planning, Housing & Development	21,874.10	Other Miscellaneous Tax Revenues	67,860.00	Local Municipal Purpose Taxes .23	323,747.99
Human Resources		State Aid Revenues	21,675.89	Veteran & Senior Citizen Taxes	27,500.00
Elections	2,411.24	Federal Aid Revenues		Total Taxes for Rate Computation 1.50	2,240,201.74
General Administration (other)	96,760.85	State and Local Fiscal Assistance Act Utilized	18,560.00	Special District Taxes	
JUDICIARY		Sale of Acquired Property		Bank Corp. Taxes	2,901.91
Municipal Courts	10,100.00	Other Miscellaneous Revenues	107,465.45	Added and Omitted Taxes	25,445.09
PUBLIC SAFETY		Total	2,638,321.13	Total Taxes Levied - ABSTRACT	2,247,048.74
Fire Protection	14,847.00	Prior Years Surplus Appropriated	133,000.00	Total Taxes Billed	2,245,522.42
Police Protection	165,978.99	REVENUES TOTAL	2,771,321.13	1981 TAXES COLLECTED	2,166,537.56
Civil Defense & Disaster Control	1,000.00	Reserve For Uncollected Taxes	133,127.59	1981 Taxes Cancelled, Abated or Adjusted	1,254.75
Environmental Inspection & Control	8,088.76	CAPITAL OUTLAY TOTAL	100.00	Transfer to Tax Title Liens or Foreclosed	10,463.25
Other Public Safety				Balance Outstanding Dec. 31, 1981	67,266.86
PUBLIC WORKS				PRIOR YEARS TAXES OUTSTANDING	
Streets and Drainage	178,315.00	Public Enterprises		Balance January 1, 1981	83,131.44
Sewers and Sewage Processing		Recreation—Culture		Collected in 1981	75,878.20
Garbage and Trash Disposal		Public Works	100.00	Cancelled, Abated or Adjusted 1981	239.62
Public Buildings and Grounds	20,760.00	Buildings and Grounds		Transfers to Tax Title Liens or Foreclosed	5,194.18
Other Public Works		Library and Education		Balance December 31, 1981	1,819.44
HEALTH and WELFARE		Conservation		TAX TITLE LIENS OUTSTANDING	
Health Services Except Environmental	14,100.00	All Other		Balance January 1, 1981	51,116.61
Welfare-Public Assistance	4,400.00	CAPITAL DEBT AUTHORIZED, DECEMBER 31, 1981		Transfer From Taxes	16,344.61
Hospitals, Clinics, First Aid		ISSUED AND UNISSUED		Redeemed in 1981	3,912.63
Animal, Insect, & Rodent Control		School	253,000	Cancelled, Abated or Adjusted (1981)	1,108.67
Other Welfare Services		Self-liquidating		Transfers to Foreclosed Property	
RECREATION and CONSERVATION		Other	190,400	Balance December 31, 1981	62,439.92
Beaches and Boardwalks		Total	443,400	PROPERTY ACQUIRED BY DEED OR FORECLOSURE	
Parks, Playgrounds, Shade Trees		ISSUED AND OUTSTANDING		Balance January 1, 1981	30.00
Land Reclamation & Conservation	200.00	School		Transfers From Taxes or Liens	
Other Recreational Services	3,022.00	Self-Liquidating		Sale for Cash (1981)	
EDUCATION (excluding schools)		Other		Cancelled, Abated or Adjusted (1981)	
Libraries		Total	443,400.00	Balance December 31, 1981	30.00
Other Educational Services	765.00	EQUALIZED VALUATION BASIS		CURRENT FINANCES DECEMBER 31, 1981	
STATUTORY EXPENDITURES		FOR NET DEBT COMPUTATION		ASSETS	
Pensions & F. I. C. A.	27,786.48	REAL PROPERTY VALUATIONS		Cash Dec. 31, 1981	356,250.50
Employee Fringe Benefits	8,610.00	Code Class # of Parcels % VAL'N		Taxes Receivable	69,086.30
Other Statutory Expenditures	1,640.00	1 Vacant Land 213 5.16		Tax Title Liens	62,439.92
CETA And Other Public Employment Programs		2 Residential 1090 81.97		Foreclosed Property	30.00
MUNICIPAL FUNCTIONS		3 Farm 30 1.34		Emergencies & Other Deferred Charges	37,587.42
CAPITAL IMPROVEMENTS		4a Commercial 8 2.71		State and Federal Aid Receivable	68,614.30
DEBT SERVICE		4b Industrial 6 8.74		Other Receivables	620.00
Principal Payments	33,800.00	4c Apartments 1 .08		Total	594,628.44
Interest Payments	14,344.32	Total 1348		LIABILITIES, RESERVES, AND SURPLUS	
DEFERRED CHARGES		Land Area 8.20 Sq. Miles		Cash Liabilities	102,950.04
SCHOOL, COUNTY, SPECIAL DISTRICT TAXES	1,854,953.75	Net Valuation Taxable-Municipal	42,287,187	Reserves for Receivables	132,176.22
RESERVE FOR UNCOLLECTED TAXES	133,127.59	Net Valuation Taxable-County	140,977,796	Surplus Dec. 31, 1981	359,502.18
EXPENDITURES TOTAL	2,723,705.03	State Equalized Valuation	140,858,884	Total	594,628.44
		State Equalization Ratio	29.88		

Population 1980 4,441
 Population 1981 4,437
 S & P Rating
 Moody Rating

General Tax Rate Per \$100.

3.22

State Equalized Tax Rate

2.89

BORDENTOWN CITY - BURLINGTON CO.**Form of Government:****Commission (1911)****Number of Members on Governing Body - 3****PER CAPITA:**

Gross Debt 663.94
 Net Debt 112.78
 Debt Service 4.92
 Total Tax Levy 406.10
 Municipal Expenditures 254.69

PER CENT:

Gross Debt 5.02
 Net Debt .85
 Tax Levy Collected 94.89
 Tax Levy Cancelled, Abated or Adjusted

EXPENDITURES		REVENUES-REALIZED		1981 PROPERTY TAX	
GENERAL GOVERNMENT				STATE EQUALIZED TAX RATE	
Governing Body & Public Boards		1981 Property Taxes Collected	1,710,361.68	Local District School Taxes 1.12	696,542.50
Municipal Clerk		1981 Payments in Lieu of Taxes		Regional & Consolidated School Tax .62	304,832.78
Financial Administration	26,592.74	Delinquent Tax & Lien Collections	71,279.90	School Taxes in Municipal Budget	
Assessment of Taxes	2,881.50	Business Personalty Repacement Taxes	77,708.52	County Taxes .61	378,395.01
Collection of Taxes	21,343.64	Taxes from Public Utilities	215,082.00	County Library Taxes .03	20,776.00
Planning, Housing & Development	7,100.81	Other Miscellaneous Tax Revenues		Local Municipal Purpose Taxes .50	309,000.00
Human Resources		State Aid Revenues	41,058.77	Veteran & Senior Citizen Taxes	43,800.00
Elections	3,139.73	Federal Aid Revenues	4,449.58	Total Taxes for Rate Computation 2.08	1,833,346.29
General Administration (other)	106,567.09	State and Local Fiscal Assistance Act Utilized	43,397.00	Special District Taxes	
JUDICIARY		Sole of Acquired Property	3,010.00	Bank Corp. Taxes	4,448.54
Municipal Courts	16,308.23	Other Miscellaneous Revenues	266,572.29	Added and Omitted Taxes	7,870.34
PUBLIC SAFETY		Total	2,433,559.54	Total Taxes Levied - ABSTRACT	1,801,865.17
Fire Protection	19,784.60	Prior Years Surplus Appropriated	118,032.22	Total Taxes Billed	1,802,405.90
Police Protection	287,374.57	REVENUES TOTAL	2,551,552.16	1981 TAXES COLLECTED	1,710,361.68
Civil Defense & Disaster Control	80.94	Reserve For Uncollected Taxes	162,388.92	1981 Taxes Cancelled, Abated or Adjusted	
Environmental Inspection & Control	17,074.64			Transfer to Tax Title Liens or Foreclosed	
Other Public Safety		CAPITAL OUTLAY TOTAL	123,914.73	Balance Outstanding Dec. 31, 1981	92,044.02
PUBLIC WORKS				PRIOR YEARS TAXES OUTSTANDING	
Streets and Drainage	54,398.36	Public Enterprises	88,232.21	Balance January 1, 1981	69,901.93
Sewers and Sewage Processing		Recreation—Culture		Collected in 1981	67,043.35
Garbage and Trash Disposal	76,008.17	Public Works	35,682.52	Cancelled, Abated or Adjusted 1981	
Public Buildings and Grounds	161,128.42	Buildings and Grounds		Transfers to Tax Title Liens or Foreclosed	
Other Public Works		Library and Education		Balance December 31, 1981	2,856.58
HEALTH and WELFARE		Conservation		TAX TITLE LIENS OUTSTANDING	
Health Services Except Environmental		All Other		Balance January 1, 1981	10,261.01
Welfare—Public Assistance	3,633.90			Transfer From Taxes	
Hospitals, Clinics, First Aid		CAPITAL DEBT AUTHORIZED, DECEMBER 31, 1981		Redeemed in 1981	4,236.55
Animal, Insect, & Rodent Control		ISSUED AND UNISSUED		Cancelled, Abated or Adjusted (1981)	
Other Welfare Services		School	182,762	Transfers to Foreclosed Property	
RECREATION and CONSERVATION		Self-liquidating	2,535,760	Balance December 31, 1981	12,024.46
Beaches and Boardwalks		Other	227,400	PROPERTY ACQUIRED BY DEED OR FORECLOSURE	
Parks, Playgrounds, Shade Trees		Total	2,945,922	Balance January 1, 1981	10,750.00
Land Reclamation & Conservation	10,810.99			Transfers From Taxes or Liens	
Other Recreational Services		ISSUED AND OUTSTANDING		Sale for Cash (1981)	3,610.00
EDUCATION (excluding schools)		School	182,762.26	Cancelled, Abated or Adjusted (1981)	
Libraries	5,000.00	Self-Liquidating	2,310,760.00	Balance December 31, 1981	7,140.00
Other Educational Services		Other	214,000.00	CURRENT FINANCES DECEMBER 31, 1981	
STATUTORY EXPENDITURES		Total	2,707,522.26	ASSETS	
Pensions & F. I. C. A.	70,585.97	EQUALIZED VALUATION BASIS		Cash Dec. 31, 1981	1,202,282.84
Employee Fringe Benefits		FOR NET DEBT COMPUTATION	58,726,645	Taxes Receivable	54,902.60
Other Statutory Expenditures	2,300.00	REAL PROPERTY VALUATIONS		Tax Title Liens	12,024.46
CETA And Other Public Employment Programs	19,000.00	Code Class # of Parcels % VAL'N		Foreclosed Property	7,140.00
MUNICIPAL FUNCTIONS TOTAL	911,114.30	1 Vacant Land 78 2.41	1,332,500.00	Emergencies & Other Deferred Charges	73,045.46
CAPITAL IMPROVEMENTS *MEMO*		2 Residential 1107 62.48	34,454,800.00	State and Federal Aid Receivable	
DEBT SERVICE		3 Farm 3 .05	25,100.00	Other Receivables	12,414.55
Principal Payments	5,000.00	4a Commercial 123 17.18	9,484,350.00	Total	1,401,809.91
Interest Payments	16,809.15	4b Industrial 9 8.96	4,546,850.00	LIABILITIES, RESERVES, AND SURPLUS	
		4c Apartments 14 8.91	4,921,450.00	Cash Liabilities	160,564.73
		Total 1334	55,205,450.00	Reserves for Receivables	126,481.61
		Land Area .94 Sq. Miles		Surplus Dec. 31, 1981	1,114,763.57
DEFERRED CHARGES	34,766.39	Net Valuation Taxable-Municipal	55,130,918	Total	1,401,809.91
SCHOOL, COUNTY, SPECIAL DISTRICT TAXES	1,480,546.29	Net Valuation Taxable-County	62,228,759		
RESERVE FOR UNCOLLECTED TAXES	162,388.92	State Equalized Valuation	61,957,360		
EXPENDITURES TOTAL	2,610,625.05	State Equalization Ratio	89.87		

Population 1980 7,170
Population 1981 7,184
S & P Rating
Moody Rating

General Tax Rate Per \$100. 3.38
State Equalized Tax Rate 2.68

BORDENTOWN TWP. — BURLINGTON CO.
Form of Government:
Township Committee
Number of Members on Governing Body — 5

PER CAPITA:
Gross Debt 855.63
Net Debt 624.10
Debt Service 48.11
Total Tax Levy 581.64
Municipal Expenditures 260.49

PER CENT:
Gross Debt 4.61
Net Debt 3.36
Tax Levy Collected 96.97
Tax Levy Cancelled, Abated or Adjusted

EXPENDITURES		REVENUES-REALIZED		1981 PROPERTY TAX	
GENERAL GOVERNMENT				STATE EQUALIZED TAX RATE	
Governing Body & Public Boards		1981 Property Taxes Collected	4,045,956.46	Local District School Taxes .93	1,373,972.50
Municipal Clerk		1981 Payments in Lieu of Taxes		Regional & Consolidated School Tax .73	1,081,250.72
Financial Administration	16,500.00	Delinquent Tax & Lien Collections	105,789.21	School Taxes in Municipal Budget .01	17,220.60
Assessment of Taxes	17,700.00	Business Personalty Replacement Taxes	125,572.48	County Taxes .58	863,884.61
Collection of Taxes	19,400.00	Taxes from Public Utilities	450,250.00	County Library Taxes .03	47,241.26
Planning, Housing & Development	17,450.00	Other Miscellaneous Tax Revenues		Local Municipal Purpose Taxes .40	587,935.89
Human Resources	2,000.00	State Aid Revenues	127,763.81	Veteran & Senior Citizen Taxes	65,350.00
Elections	1,900.00	Federal Aid Revenues	4,633.78	Total Taxes for Rate Computation 2.68	4,036,855.58
General Administration (other)	235,988.00	State and Local Fiscal Assistance Act Utilized	81,354.33	Special District Taxes	96,925.00
JUDICIARY		Sale of Acquired Property		Bank Corp. Taxes	6,253.85
Municipal Courts	66,900.00	Other Miscellaneous Revenues	284,061.72	Added and Omitted Taxes	103,815.08
PUBLIC SAFETY		Total	5,225,421.79	Total Taxes Levied - ABSTRACT	4,178,499.51
Fire Protection	3,941.00	Prior Years Surplus Appropriated	257,000.00	Total Taxes Billed	4,172,245.66
Police Protection	399,703.33	REVENUES TOTAL	5,482,421.79	1981 TAXES COLLECTED	4,045,996.46
Civil Defense & Disaster Control	700.00	Reserve For Uncollected Taxes	162,288.42	1981 Taxes Cancelled, Abated or Adjusted	
Environmental Inspection & Control	23,959.00	CAPITAL OUTLAY TOTAL	370,555.71	Transfer to Tax Title Liens or Foreclosed	
Other Public Safety		Public Enterprises	84,074.15	Balance Outstanding Dec. 31, 1981	126,249.20
PUBLIC WORKS		Recreation—Culture	36,628.76	PRIOR YEARS TAXES OUTSTANDING	
Streets and Drainage	164,449.00	Public Works	249,852.80	Balance January 1, 1981	123,773.13
Sewers and Sewage Processing		Buildings and Grounds		Collected in 1981	100,406.60
Garbage and Trash Disposal	91,300.00	Library and Education		Cancelled, Abated or Adjusted 1981	
Public Buildings and Grounds	40,600.00	Conservation		Transfers to Tax Title Liens or Foreclosed	
Other Public Works		All Other		Balance December 31, 1981	23,366.53
HEALTH and WELFARE		CAPITAL DEBT AUTHORIZED, DECEMBER 31, 1981		TAX TITLE LIENS OUTSTANDING	
Health Services Except Environmental	2,000.00	ISSUED AND UNISSUED		Balance January 1, 1981	11,235.88
Welfare-Public Assistance	1,500.00	School	435,237	Transfer From Taxes	
Hospitals, Clinics, First Aid		Self-liquidating	1,228,094	Redeemed in 1981	5,382.61
Animal, Insect, & Rodent Control		Other	4,483,500	Cancelled, Abated or Adjusted (1981)	
Other Welfare Services		Total	6,146,832	Transfers to Foreclosed Property	
RECREATION and CONSERVATION		ISSUED AND OUTSTANDING		Balance December 31, 1981	5,853.27
Beaches and Boardwalks		School	435,237.74	PROPERTY ACQUIRED BY DEED OR FORECLOSURE	
Parks, Playgrounds, Shade Trees	54,082.00	Self-liquidating	1,228,000.00	Balance January 1, 1981	10,450.00
Land Reclamation & Conservation	150.00	Other	4,458,500.00	Transfers From Taxes or Liens	
Other Recreational Services	1,478.87	Total	6,121,737.74	Sale for Cash (1981)	
EDUCATION (excluding schools)		EQUALIZED VALUATION BASIS		Cancelled, Abated or Adjusted (1981)	
Libraries	5,000.00	FOR NET DEBT COMPUTATION	133,427,543	Balance December 31, 1981	10,450.00
Other Educational Services		REAL PROPERTY VALUATIONS		CURRENT FINANCES DECEMBER 31, 1981	
STATUTORY EXPENDITURES		Code Class # of Parcels % VAL'N		ASSETS	
Pensions & F. I. C. A.	86,710.00	1 Vacant Land 192 6.85	7,871,455.00	Cash Dec. 31, 1981	2,266,452.81
Employee Fringe Benefits	28,500.00	2 Residential 1701 55.19	63,418,339.00	Taxes Receivable	149,615.73
Other Statutory Expenditures	7,000.00	3 Farm 85 1.44	1,654,265.00	Tax Title Liens	5,853.27
CETA And Other Public Employment Programs	16,565.00	4a Commercial 138 21.17	24,319,275.00	Foreclosed Property	10,450.00
MUNICIPAL FUNCTIONS		4b Industrial 18 8.20	9,421,245.00	Emergencies & Other Deferred Charges	
CAPITAL IMPROVEMENTS *MEMO*	43,220.00	4c Apartments 5 7.15	8,217,860.00	State and Federal Aid Receivable	64,009.76
DEBT SERVICE		Total 2139	114,902,439.00	Other Receivables	9,191.01
Principal Payments	78,000.00	Land Area 7.41 Sq. Miles		Total	2,505,572.58
Interest Payments	267,614.71	Net Valuation Taxable-Municipal	117,828,014	LIABILITIES, RESERVES, AND SURPLUS	
TYPE I SCHL DEBT *MEMO	20,937.60	Net Valuation Taxable-County	141,496,078	Cash Liabilities	1,500,634.79
DEFERRED CHARGES	58,000.59	State Equalized Valuation	147,640,566	Reserves for Receivables	175,110.01
SCHOOL, COUNTY, SPECIAL DISTRICT TAXES	3,480,494.69	State Equalization Ratio	79.40	Surplus Dec. 31, 1981	429,827.78
RESERVE FOR UNCOLLECTED TAXES	162,288.42			Total	2,505,572.58
EXPENDITURES TOTAL	5,351,874.61				

1804
Population 1980 9,710
Population 1981 9,050
S & P Rating
Moody Rating A

General Tax Rate Per \$100. 3.29
State Equalized Tax Rate 2.57

BOUND BROOK BOROUGH - SOMERSET CO.
Form of Government:
Borough Council
Number of Members on Governing Body - 6

PER CAPITA
Gross Debt 184.38
Net Debt 155.29
Debt Service 13.63
Total Tax Levy 515.19
Municipal Expenditures 246.09
PER CENT:
Gross Debt 1.07
Net Debt .90
Tax Levy Collected 96.06
Tax Levy Cancelled, Abated or Adjusted .55

EXPENDITURES	REVENUES-REALIZED	1981 PROPERTY TAX
GENERAL GOVERNMENT		STATE EQUALIZED TAX RATE
Governing Body & Public Boards		Local District School Taxes 1.53
Municipal Clerk		Regional & Consolidated School Tax
Financial Administration 16,760.00	1981 Property Taxes Collected 4,812,426.58	School Taxes in Municipal Budget
Assessment of Taxes 5,530.00	1981 Payments in Lieu of Taxes 59,554.42	County Taxes .42
Collection of Taxes 25,275.00	Delinquent Tax & Lien Collections 94,516.04	County Library Taxes
Planning, Housing & Development 13,000.00	Business Personalty Replacement Taxes 426,854.25	Local Municipal Purpose Taxes .62
Human Resources	Taxes from Public Utilities	Veteran & Senior Citizen Taxes
Elections 1,400.00	Other Miscellaneous Tax Revenues	Total Taxes for Rate Computation 2.57
General Administration (other) 225,235.00	State Aid Revenues 145,532.18	Special District Taxes
JUDICIARY	Federal Aid Revenues 3,813.93	Bank Corp. Taxes 17,178.87
Municipal Courts 25,475.00	State and Local Fiscal Assistance Act Utilized 73,828.00	Added and Omitted Taxes 26,001.51
PUBLIC SAFETY	Sale of Acquired Property	Total Taxes Levied - ABSTRACT 4,975,684.03
Fire Protection 69,300.00	Other Miscellaneous Revenues 216,953.14	Total Taxes Billed 4,968,470.68
Police Protection 455,553.00	Total 5,873,558.54	1981 TAXES COLLECTED 4,812,426.58
Civil Defense & Disaster Control 450.00	Prior Years Surplus Appropriated 195,000.00	1981 Taxes Cancelled, Abated or Adjusted 27,454.79
Environmental Inspection & Control 17,500.00	REVENUES TOTAL 6,068,558.54	Transfer to Tax Title Liens or Foreclosed 15,400.49
Other Public Safety	Reserve For Uncollected Taxes 258,006.45	Balance Outstanding Dec. 31, 1981 113,188.42
PUBLIC WORKS	CAPITAL OUTLAY TOTAL 190,014.14	PRIOR YEARS TAXES OUTSTANDING
Streets and Drainage 204,700.85	Public Enterprises	Balance January 1, 1981 172,529.16
Sewers and Sewage Processing 215,010.00	Recreation—Culture 3,683.33	Collected in 1981 97,140.54
Garbage and Trash Disposal 126,023.74	Public Works 26,563.55	Cancelled, Abated or Adjusted 1981
Public Buildings and Grounds 73,136.00	Buildings and Grounds 159,355.22	Transfers to Tax Title Liens or Foreclosed
Other Public Works 7,000.00	Library and Education 12.00	Balance December 31, 1981 75,388.62
HEALTH and WELFARE	Conservation	TAX TITLE LIENS OUTSTANDING
Health Services Except Environmental 32,115.00	All Other	Balance January 1, 1981 125,636.43
Welfare-Public Assistance 6,225.00		Transfer From Taxes 16,561.12
Hospitals, Clinics, First Aid	CAPITAL DEBT AUTHORIZED, DECEMBER 31, 1981	Redeemed in 1981 2,453.66
Animal, Insect, & Rodent Control	ISSUED AND UNISSUED GROSS DEBT 281,000	Cancelled, Abated or Adjusted (1981)
Other Welfare Services	School	Transfers to Foreclosed Property
RECREATION and CONSERVATION	Self-liquidating 1,459,753	Balance December 31, 1981 139,743.67
Beaches and Boardwalks 6,225.00	Other 1,780,753	PROPERTY ACQUIRED BY DEED OR FORECLOSURE
Parks, Playgrounds, Shade Trees	Total 1,780,753	Balance January 1, 1981
Land Reclamation & Conservation 41,521.00	ISSUED AND OUTSTANDING	Transfers From Taxes or Liens
Other Recreational Services	School 79,000.00	Sale for Cash (1981)
EDUCATION (excluding schools)	Self-Liquidating 1,191,000.00	Cancelled, Abated or Adjusted (1981)
Libraries 120,110.00	Other 1,270,000.00	Balance December 31, 1981
Other Educational Services	Total 1,270,000.00	CURRENT FINANCES DECEMBER 31, 1981
STATUTORY EXPENDITURES	EQUALIZED VALUATION BASIS	ASSETS
Pensions & F. I. C. A. 170,160.00	FOR NET DEBT COMPUTATION	Cash Dec. 31, 1981 626,231.95
Employee Fringe Benefits 54,000.00	REAL PROPERTY VALUATIONS	Taxes Receivable 188,577.04
Other Statutory Expenditures	Code Class # of Parcels % VAL'N	Tax Title Liens 139,743.67
CETA And Other Public Employment Programs	1 Vacant Land 89 1.61	Foreclosed Property
MUNICIPAL FUNCTIONS TOTAL 1,965,304.59	2 Residential 2150 72.77	Emergencies & Other Deferred Charges 18,000.00
CAPITAL IMPROVEMENTS *MEMO*	3 Farm	State and Federal Aid Receivable 9,641.53
DEBT SERVICE	4a Commercial 215 17.30	Other Receivables 17,005.70
Principal Payments 80,000.00	4b Industrial 7 .57	Total 559,199.69
Interest Payments 51,596.74	4c Apartments 40 7.76	LIABILITIES, RESERVES, AND SURPLUS
	Total 2501	Cash Liabilities 253,618.56
DEFERRED CHARGES	Land Area 1.60 Sq. Miles	Reserves for Receivables 345,320.41
SCHOOL, COUNTY, SPECIAL DISTRICT TAXES 3,735,613.51	Net Valuation Taxable-Municipal 150,181,247	Surplus Dec. 31, 1981 420,254.72
RESERVE FOR UNCOLLECTED TAXES 258,006.45	Net Valuation Taxable-County 173,715,605	Total 559,199.69
EXPENDITURES TOTAL 6,116,368.79	State Equalized Valuation 190,655,157	
	State Equalization Ratio 76.22	

Population 1980 4,772
 Population 1981 4,746
 S & P Rating
 Moody Rating

General Tax Rate Per \$100. 7.85
 State Equalized Tax Rate 3.36

BRADLEY BEACH BORO. - MONMOUTH CO.

Form of Government:

Commission (1911)

Number of Members on Governing Body - 3

PER CAPITA:

Gross Debt 249.23
 Net Debt 133.94
 Debt Service 8.26
 Total Tax Levy 555.75
 Municipal Expenditures 429.71

PER CENT:

Gross Debt 1.72
 Net Debt .93
 Tax Levy Collected 94.00
 Tax Levy Cancelled, Abated or Adjusted

EXPENDITURES		REVENUES-REALIZED		1981 PROPERTY TAX	
GENERAL GOVERNMENT				STATE EQUALIZED TAX RATE 1.59	
Governing Body & Public Boards		1981 Property Taxes Collected 2,487,123.30		Local District School Taxes	1,244,210.00
Municipal Clerk	32,659.00	1981 Payments in Lieu of Taxes		Regional & Consolidated School Tax	
Financial Administration	72,140.08	Delinquent Tax & Lien Collections 139,969.57		School Taxes in Municipal Budget	
Assessment of Taxes	61,280.00	Business Personalty Replacement Taxes 37,154.52		County Taxes	359,140.07
Collection of Taxes	12,352.10	Taxes from Public Utilities 229,224.00		County Library Taxes	
Planning, Housing & Development	2,769.98	Other Miscellaneous Tax Revenues		Local Municipal Purpose Taxes	1,022,677.13
Human Resources	1,000.00	State Aid Revenues 59,827.70		Veteran & Senior Citizen Taxes	49,200.00
Elections		Federal Aid Revenues 15,823.77		Total Taxes for Rate Computation	2,675,227.20
General Administration (other)	287,414.85	State and Local Fiscal Assistance Act Utilized 123,577.00		Special District Taxes	
JUDICIARY		Sale of Acquired Property 439,565.28		Bank Corp. Taxes	10,255.11
Municipal Courts	17,451.55	Other Miscellaneous Revenues		Added and Omitted Taxes	1,286.18
PUBLIC SAFETY		Total 3,532,265.14		Total Taxes Levied - ABSTRACT	2,637,569.09
Fire Protection	51,575.00	Prior Years Surplus Appropriated		Total Taxes Billed	2,627,313.38
Police Protection	433,945.87	REVENUES TOTAL 3,532,265.14		1981 TAXES COLLECTED	2,487,123.30
Civil Defense & Disaster Control		Reserve For Uncollected Taxes 162,284.54		1981 Taxes Cancelled, Abated or Adjusted	
Environmental Inspection & Control	28,437.62	CAPITAL OUTLAY TOTAL 349,262.22		Transfer to Tax Title Liens or Foreclosed	4,921.01
Other Public Safety		Public Enterprises 119,958.53		Balance Outstanding Dec. 31, 1981	155,269.07
PUBLIC WORKS		Recreation—Culture		PRIOR YEARS TAXES OUTSTANDING	
Streets and Drainage	180,474.06	Public Works 141,313.69		Balance January 1, 1981	159,461.00
Sewers and Sewage Processing		Buildings and Grounds 87,550.00		Collected in 1981	130,233.84
Garbage and Trash Disposal	194,166.66	Library and Education		Cancelled, Abated or Adjusted 1981	
Public Buildings and Grounds	28,624.71	Conservation		Transfers to Tax Title Liens or Foreclosed	4,637.81
Other Public Works	3,658.09	Ali Other		Balance December 31, 1981	24,589.35
HEALTH and WELFARE		CAPITAL DEBT AUTHORIZED, DECEMBER 31, 1981		TAX TITLE LIENS OUTSTANDING	
Health Services Except Environmental	11,902.67	ISSUED AND UNISSUED GROSS DEBT NET DEBT		Balance January 1, 1981	9,735.73
Welfare-Public Assistance	10,026.48	School 94,000		Transfer From Taxes	10,163.64
Hospitals, Clinics, First Aid		Self-liquidating 453,201		Redeemed in 1981	9,735.73
Animal, Insect, & Rodent Control		Other 635,658		Cancelled, Abated or Adjusted (1981)	
Other Welfare Services		Total 1,182,860		Transfers to Foreclosed Property	
RECREATION and CONSERVATION		ISSUED AND OUTSTANDING		Balance December 31, 1981	10,163.64
Beaches and Boardwalks	90,180.92	School 94,000.00		PROPERTY ACQUIRED BY DEED OR FORECLOSURE	
Parks, Playgrounds, Shade Trees	8,650.00	Self-Liquidating 110,500.00		Balance January 1, 1981	31,655.00
Land Reclamation & Conservation		Other 187,000.00		Transfers From Taxes or Liens	
Other Recreational Services	39,951.66	Total 391,500.00		Sale for Cash (1981)	
EDUCATION (excluding schools)		EQUALIZED VALUATION BASIS		Cancelled, Abated or Adjusted (1981)	
Libraries	16,774.39	FOR NET DEBT COMPUTATION 68,608.118		Balance December 31, 1981	31,655.00
Other Educational Services		REAL PROPERTY VALUATIONS		CURRENT FINANCES DECEMBER 31, 1981	
STATUTORY EXPENDITURES		Code Class # of Parcels % VAL'N ASSESSED VALUATION		ASSETS	
Pensions & F. I. C. A.	145,194.06	1 Vacant Land 140 1.53 505,720.00		Cash Dec. 31, 1981	601,231.28
Employee Fringe Benefits		2 Residential 1486 71.31 23,626,035.00		Taxes Receivable	159,858.42
Other Statutory Expenditures	19,500.00	3 Farm		Tax Title Liens	10,163.64
CETA And Other Public Employment Programs	14,941.08	4a Commercial 113 6.53 3,157,378.00		Foreclosed Property	31,655.00
MUNICIPAL FUNCTIONS TOTAL 1,771,098.03		4b Industrial 5 .27 90,450.00		Emergencies & Other Deferred Charges	103,296.25
CAPITAL IMPROVEMENTS *MEMO*		4c Apartments 67 17.37 5,753,731.00		State and Federal Aid Receivable	
DEBT SERVICE		Total 1811 33,133,354.00		Other Receivables	436,336.34
Principal Payments	22,000.00	Land Area .70 Sq. Miles		Total	1,342,540.93
Interest Payments	17,211.88	Net Valuation Taxable-Municipal 33,465,555		LIABILITIES, RESERVES, AND SURPLUS	
DEFERRED CHARGES	66,816.04	Net Valuation Taxable-County 67,981,875		Cash Liabilities	639,491.93
SCHOOL, COUNTY, SPECIAL DISTRICT TAXES	1,603,350.07	State Equalized Valuation 77,857,739		Reserves for Receivables	638,013.40
RESERVE FOR UNCOLLECTED TAXES	162,284.94	State Equalization Ratio 42.75		Surplus Dec. 31, 1981	65,035.60
EXPENDITURES TOTAL 3,642,760.90				Total	1,342,540.93

Population 1980	7,846
Population 1981	7,875
S & P Rating	
Moody Rating	A

General Tax Rate Per \$100.	2.44
State Equalized Tax Rate	1.53

BRANCBURG TOWNSHIP – SOMERSET CO.

Form of Government:

Township Committee

Number of Members on Governing Body – 5

PER CAPITA:

Grass Debt	627.18
Net Debt	391.46
Debt Service	
Total Tax Levy	676.91
Municipal Expenditures	340.44

PER CENT:

Gross Debt	2.04
Net Debt	1.27
Tax Levy Collected	\$7.54
Tax Levy Cancelled, Abated or Adjusted	.03

EXPENDITURES		REVENUES-REALIZED		1981 PROPERTY TAX	
GENERAL GOVERNMENT				STATE EQUALIZED TAX RATE	
Governing Body & Public Boards		1981 Property Taxes Collected	5,203,964.53	Local District School Taxes	1.46
Municipal Clerk	42,165.00	1981 Payments in Lieu of Taxes		Regional & Consolidated School Tax	
Financial Administration	18,550.00	Delinquent Tax & Lien Collections	137,666.74	School Taxes in Municipal Budget	
Assessment of Taxes	21,375.00	Business Personalty Replacement Taxes	105,477.50	County Taxes	.44
Collection of Taxes	66,207.00	Taxes from Public Utilities	1,825,603.00	County Library Taxes	.03
Planning, Housing & Development		Other Miscellaneous Tax Revenues		Local Municipal Purpose Taxes	
Human Resources		State Aid Revenues	43,145.06	Veteran & Senior Citizen Taxes	
Elections	1,810.00	Federal Aid Revenues		Total Taxes for Rate Computation	1.93
General Administration (other)	262,336.00	State and Local Fiscal Assistance Act Utilized	95,588.53	Special District Taxes	
JUDICIARY		Sale of Acquired Property		Bank Corp. Taxes	4,888.22
Municipal Courts	19,175.00	Other Miscellaneous Revenues	506,351.15	Added and Omitted Taxes	67,297.93
PUBLIC SAFETY		Total	7,517,838.57	Total Taxes Levied - ABSTRACT	5,330,683.83
Fire Protection	111,850.00	Prior Years Surplus Appropriated	750,000.00	Total Taxes Billed	5,335,462.90
Police Protection	212,839.00	REVENUES	8,667,838.57	1981 TAXES COLLECTED	5,203,984.53
Civil Defense & Disaster Control	150.00	Reserve For Uncollected Taxes	275,668.58	1981 Taxes Cancelled, Abated or Adjusted	1,734.54
Environmental Inspection & Control	26,320.00	CAPITAL OUTLAY	507,047.42	Transfer to Tax Title Liens or Foreclosed	7,200.44
Other Public Safety		TOTAL	507,047.42	Balance Outstanding Dec. 31, 1981	122,543.39
PUBLIC WORKS				PRIOR YEARS TAXES OUTSTANDING	
Streets and Drainage	431,699.50	Public Enterprises	7,016.50	Balance January 1, 1981	160,823.31
Sewers and Sewage Processing		Recreation—Culture		Collected in 1981	128,490.51
Garbage and Trash Disposal		Public Works	495,525.07	Cancelled, Abated or Adjusted 1981	437.46
Public Buildings and Grounds	64,800.00	Buildings and Grounds	105.85	Transfers to Tax Title Liens or Foreclosed	3,159.37
Other Public Works		Library and Education		Balance December 31, 1981	34,735.57
HEALTH and WELFARE		Conservation		TAX TITLE LIENS OUTSTANDING	
Health Services Except Environmental	25,650.00	All Other		Balance January 1, 1981	7,570.31
Welfare-Public Assistance	7,350.00	CAPITAL DEBT AUTHORIZED, DECEMBER 31, 1981		Transfer From Taxes	10,617.30
Hospitals, Clinics, First Aid	500.00	ISSUED AND UNISSUED	GROSS DEBT	Redeemed in 1981	9,198.23
Animal, Insect, & Rodent Control	4,810.00	School	1,747,000	Cancelled, Abated or Adjusted (1981)	
Other Welfare Services		Self-liquidating	1,679,000	Transfers to Foreclosed Property	
RECREATION and CONSERVATION		Other	1,513,030	Balance December 31, 1981	8,489.38
Beaches and Boardwalks		Total	4,939,030	PROPERTY ACQUIRED BY DEED OR FORECLOSURE	
Parks, Playgrounds, Shade Trees	1,409.00	ISSUED AND OUTSTANDING		Balance January 1, 1981	
Land Reclamation & Conservation	590.00	School	1,747,000.00	Transfers From Taxes or Liens	
Other Recreational Services	82,263.65	Self-Liquidating	1,359,000.00	Sale for Cash (1981)	
EDUCATION (excluding schools)		Other	1,000,000.00	Cancelled, Abated or Adjusted (1981)	
Libraries		Total	4,106,000.00	Balance December 31, 1981	
Other Educational Services	600,500.00	EQUALIZED VALUATION BASIS		CURRENT FINANCES DECEMBER 31, 1981	
STATUTORY EXPENDITURES		FOR NET DEBT COMPUTATION	242,564,425	ASSETS	
Pensions & F. I. C. A.	54,048.45	REAL PROPERTY VALUATIONS		Cash Dec. 31, 1981	1,045,349.50
Employee Fringe Benefits	68,235.00	Code Class # of Parcels % VAL'N	ASSESSED VALUATION	Taxes Receivable	157,275.36
Other Statutory Expenditures	8,000.00	1 Vacant Land 224 3.92	8,353,450.00	Tax Title Liens	8,989.38
CETA and Other Public Employment Programs		2 Residential 2011 65.53	135,801,750.00	Foreclosed Property	
MUNICIPAL FUNCTIONS	2,195,032.74	3 Farm 257 4.55	9,700,750.00	Emergencies & Other Deferred Charges	1,644.18
CAPITAL IMPROVEMENTS *M&E MU*		4a Commercial 106 5.16	15,548,950.00	State and Federal Aid Receivable	52,285.00
DEBT SERVICE		4b Industrial 38 16.85	35,548,650.00	Other Receivables	60,808.15
Principal Payments		4c Apartments		Total	2,132,356.49
Interest Payments		Total	213,353,550.00	LIABILITIES, RESERVES, AND SURPLUS	
DEFERRED CHARGES	208,284.56	Land Area 20.33 Sq. Miles		Cash Liabilities	354,322.04
SCHOOL, COUNTY, SPECIAL DISTRICT TAXES	5,258,497.68	Net Valuation Taxable-Municipal	215,508,401	Reserves for Receivables	233,076.89
RESERVE FOR UNCOLLECTED TAXES	275,668.58	Net Valuation Taxable-County	258,251,021	Surplus Dec. 31, 1981	1,544,957.56
EXPENDITURES	7,535,463.56	State Equalized Valuation	271,977,347	Total	2,132,356.49
TOTAL		State Equalization Ratio	75.19		

1903		
Population 1980	870	
Population 1981	879	
S & P Rating		3.07
Moody Rating		1.95
	General Tax Rate Per \$100.	
	State Equalized Tax Rate	

BRANCHVILLE BOROUGH – SUSSEX CO.
Form of Government:
Borough Council
Number of Members on Governing Body – 6

PER CAPITA:		PER CENT:	
Gross Debt	157.94	Gross Debt	.64
Net Debt	39.82	Net Debt	.16
Debt Service		Tax Levy Collected	96.78
Total Tax Levy	578.46	Tax Levy Cancelled, Abated	
Municipal Expenditures	606.12	or Adjusted	

EXPENDITURES		REVENUES-REALIZED		1981 PROPERTY TAX	
GENERAL GOVERNMENT				STATE EQUALIZED TAX RATE	
Governing Body & Public Boards		1981 Property Taxes Collected	489,136.62	Local District School Taxes	.51 119,322.82
Municipal Clerk		1981 Payments in Lieu of Taxes	16,030.62	Regional & Consolidated School Tax	.78 184,301.51
Financial Administration	8,600.00	Delinquent Tax & Lien Collections	32,684.48	School Taxes in Municipal Budget	
Assessment of Taxes	23,630.00	Business Personalty Replacement Taxes	27,052.00	County Taxes	.62 * 145,456.73
Collection of Taxes	10,930.00	Taxes from Public Utilities	353,511.24	County Library Taxes	.03 7,817.42
Planning, Housing & Development	3,500.00	Other Miscellaneous Tax Revenues	5,865.03	Local Municipal Purpose Taxes	
Human Resources		State Aid Revenues	16,872.00	Veteran & Senior Citizen Taxes	9,850.00
Elections		Federal Aid Revenues	243,311.68	Total Taxes for Rate Computation	1.94 466,748.48
General Administration (other)	49,300.00	State and Local Fiscal Assistance Act Utilized	1,184,463.67	Special District Taxes	
JUDICIARY		Sale of Acquired Property	250,000.00	Bank Corp. Taxes	3,043.36
Municipal Courts	7,200.00	Other Miscellaneous Revenues	1,434,463.67	Added and Omitted Taxes	48,525.93
PUBLIC SAFETY		Total	83,522.35	Total Taxes Levied - ABSTRACT	508,467.77
Fire Protection	18,500.00	Prior Years Surplus Appropriated	63,866.16	Total Taxes Billed	505,424.41
Police Protection	5,500.00	REVENUES		1981 TAXES COLLECTED	469,136.62
Civil Defense & Disaster Control	300.00	Reserve For Uncollected Taxes		1981 Taxes Cancelled, Abated or Adjusted	
Environmental Inspection & Control	3,200.00	CAPITAL OUTLAY	TOTAL	Transfer to Tax Title Liens or Foreclosed	
Other Public Safety		Public Enterprises	56,816.44	Balance Outstanding Dec. 31, 1981	16,287.79
PUBLIC WORKS		Recreation—Culture	7,069.72	PRIOR YEARS TAXES OUTSTANDING	
Streets and Drainage	73,175.01	Public Works		Balance January 1, 1981	16,030.62
Sewers and Sewage Processing	20,000.00	Buildings and Grounds		Collected in 1981	16,030.62
Garbage and Trash Disposal	25,000.00	Library and Education		Cancelled, Abated or Adjusted 1981	
Public Buildings and Grounds	8,000.00	Conservation		Transfers to Tax Title Liens or Foreclosed	
Other Public Works		Ail Other		Balance December 31, 1981	
HEALTH and WELFARE		CAPITAL DEBT AUTHORIZED, DECEMBER 31, 1981		TAX TITLE LIENS OUTSTANDING	
Health Services Except Environmental	6,000.00	ISSUED AND UNISSUED	GROSS DEBT	Balance January 1, 1981	
Welfare-Public Assistance	2,000.00	School	103,831	Transfer From Taxes	
Hospitals, Clinics, First Aid	3,000.00	Self-liquidating	35,000	Redeemed in 1981	
Animal, Insect, & Rodent Control	3,471.99	Other	138,831	Cancelled, Abated or Adjusted (1981)	
Other Welfare Services		Total		Transfers to Foreclosed Property	
RECREATION and CONSERVATION		ISSUED AND OUTSTANDING		Balance December 31, 1981	
Beaches and Boardwalks		School	103,821.79	PROPERTY ACQUIRED BY DEED OR FORECLOSURE	
Parks, Playgrounds, Shade Trees		Self-Liquidating		Balance January 1, 1981	
Land Reclamation & Conservation		Other		Transfers From Taxes or Liens	
Other Recreational Services	17,600.00	Total	103,821.79	Sale for Cash (1981)	
EDUCATION (excluding schools)		EQUALIZED VALUATION BASIS		Cancelled, Abated or Adjusted (1981)	
Libraries		FOR NET DEBT COMPUTATION	21,562,004	Balance December 31, 1981	
Other Educational Services	100,000.00	REAL PROPERTY VALUATIONS		CURRENT FINANCES DECEMBER 31, 1981	
STATUTORY EXPENDITURES		Code Class # of Parcels % VAL'N	ASSESSED VALUATION	ASSETS	
Pensions & F. I. C. A.	6,000.00	1 Vacant Land 54 1.74	255,200.00	Cash Dec. 31, 1981	820,040.33
Employee Fringe Benefits		2 Residential 251 54.07	7,526,700.00	Taxes Receivable	16,287.79
Other Statutory Expenditures	1,500.00	3 Farm 2 .40	58,700.00	Tax Title Liens	
CETA And Other Public Employment Programs		4a Commercial 55 41.86	6,135,800.00	Foreclosed Property	
MUNICIPAL FUNCTIONS		4b Industrial		Emergencies & Other Deferred Charges	18,000.00
CAPITAL IMPROVEMENTS	*MEMO*	4c Apartments 4 1.93	282,900.00	State and Federal Aid Receivable	
DEBT SERVICE		Total 366	14,659,300.00	Other Receivables	
Principal Payments		Land Area .56 Sq. Miles		Total	931,465.64
Interest Payments		Net Valuation Taxable-Municipal	14,891,627	LIABILITIES, RESERVES, AND SURPLUS	
DEFERRED CHARGES		Net Valuation Taxable-County	24,224,481	Cash Liabilities	184,531.68
SCHOOL, COUNTY, SPECIAL DISTRICT TAXES		State Equalized Valuation	23,350,605	Reserves for Receivables	93,425.31
RESERVE FOR UNCOLLECTED TAXES		State Equalization Ratio	63.41	Surplus Dec. 31, 1981	653,508.65
EXPENDITURES	TOTAL			Total	931,465.64

Population 1980 53,629
 Population 1981 54,745
 S & P Rating AAA
 Moody Rating BAA-1

General Tax Rate Per \$100. 4.02
 State Equalized Tax Rate 2.00

BRICK TOWNSHIP - OCEAN COUNTY

Form of Government:

Mayor-Council Plan B (OMCL 50)

Number of Members on Governing Body - 7

PER CAPITA:

Gross Debt 499.25
 Net Debt 227.21
 Debt Service 18.95
 Total Tax Levy 491.44
 Municipal Expenditures 226.56

PER CENT:

Gross Debt 2.45
 Net Debt 1.12
 Tax Levy Collected 94.51
 Tax Levy Cancelled, Abated or Adjusted .19

EXPENDITURES		REVENUES-REALIZED		1981 PROPERTY TAX	
GENERAL GOVERNMENT				STATE EQUALIZED TAX RATE 1.27	
Governing Body & Public Boards	115,865.00	1981 Property Taxes Collected	25,407,060.89	Local District School Taxes	16,484,773.00
Municipal Clerk	113,438.00	1981 Payments in Lieu of Taxes		Regional & Consolidated School Tax	
Financial Administration	78,836.00	Delinquent Tax & Lien Collections	1,330,588.31	School Taxes in Municipal Budget	
Assessment of Taxes	187,650.00	Business Personalty Replacement Taxes	199,357.00	County Taxes	* 5,480,507.92
Collection of Taxes	194,114.00	Taxes from Public Utilities	2,277,124.18	County Library Taxes	305,369.99
Planning, Housing & Development	121,569.00	Other Miscellaneous Tax Revenues		Local Municipal Purpose Taxes	3,570,000.00
Human Resources	40,560.00	State Aid Revenues	439,004.96	Veteran & Senior Citizen Taxes	594,350.00
Elections	19,900.00	Federal Aid Revenues	418,241.82	Total Taxes for Rate Computation	26,435,020.91
General Administration (other)	927,894.63	State and Local Fiscal Assistance Act Utilized	664,563.00	Special District Taxes	731,020.31
JUDICIARY		Sale of Acquired Property	165,585.00	Bank Corp. Taxes	49,770.49
Municipal Courts	119,816.00	Other Miscellaneous Revenues	2,363,529.61	Added and Omitted Taxes	307,263.80
PUBLIC SAFETY		Total	33,265,454.77	Total Taxes Levied - ABSTRACT	26,928,725.51
Fire Protection	2,246,076.00	Prior Years Surplus Appropriated	2,417,500.00	Total Taxes Billed	26,883,730.81
Police Protection	2,075.00	REVENUES TOTAL	35,682,954.77	1981 TAXES COLLECTED	25,407,060.89
Civil Defense & Disaster Control	222,065.00	Reserve For Uncollected Taxes	1,803,000.00	1981 Taxes Cancelled, Abated or Adjusted	51,189.85
Environmental Inspection & Control		CAPITAL OUTLAY TOTAL	1,913,131.18	Transfer to Tax Title Liens or Foreclosed	
Other Public Safety				Balance Outstanding Dec. 31, 1981	1,425,480.07
PUBLIC WORKS		Public Enterprises		PRIOR YEARS TAXES OUTSTANDING	
Streets and Drainage	1,503,819.50	Recreation—Culture	1,040,527.87	Balance January 1, 1981	1,155,942.27
Sewers and Sewage Processing	5,488.96	Public Works	872,078.23	Collected in 1981	1,093,942.59
Garbage and Trash Disposal	989,062.50	Buildings and Grounds	125.08	Cancelled, Abated or Adjusted 1981	
Public Buildings and Grounds	435,683.00	Library and Education		Transfers to Tax Title Liens or Foreclosed	45,851.94
Other Public Works	399,715.00	Conservation		Balance December 31, 1981	56,147.74
HEALTH and WELFARE		All Other		TAX TITLE LIENS OUTSTANDING	
Health Services Except Environmental	8,500.00	CAPITAL DEBT AUTHORIZED, DECEMBER 31, 1981		Balance January 1, 1981	583,900.20
Welfare-Public Assistance	31,088.00	ISSUED AND UNISSUED GROSS DEBT NET DEBT		Transfer From Taxes	52,646.83
Hospitals, Clinics, First Aid	53,500.00	School 14,627,000		Redeemed in 1981	236,645.72
Animal, Insect, & Rodent Control	3,300.00	Self-liquidating 240,000		Cancelled, Abated or Adjusted (1981)	
Other Welfare Services		Other 12,489,179	12,449,714	Transfers to Foreclosed Property	
RECREATION and CONSERVATION		Total 27,356,179	12,449,714	Balance December 31, 1981	399,901.31
Beaches and Boardwalks	35,071.00	ISSUED AND OUTSTANDING		PROPERTY ACQUIRED BY DEED OR FORECLOSURE	
Parks, Playgrounds, Shade Trees	12,265.00	School 14,627,000.00		Balance January 1, 1981	877,885.00
Land Reclamation & Conservation	2,420.00	Self-Liquidating 240,000.00		Transfers From Taxes or Liens	
Other Recreational Services	186,499.00	Other 12,385,400.00		Sale for Cash (1981)	
EDUCATION (excluding schools)		Total 27,252,400.00		Cancelled, Abated or Adjusted (1981)	165,985.00
Libraries		EQUALIZED VALUATION BASIS FOR NET DEBT COMPUTATION	1,114,518,392	Balance December 31, 1981	711,900.00
Other Educational Services		REAL PROPERTY VALUATIONS		CURRENT FINANCES DECEMBER 31, 1981	
STATUTORY EXPENDITURES		Code Class # of Parcels % VAL'N ASSESSED VALUATION		ASSETS	
Pensions & F. I. C. A.	722,500.00	1 Vacant Land 8045 6.39 40,630,700.00		Cash Dec. 31, 1981	6,530,051.07
Employee Fringe Benefits	290,000.00	2 Residential 21224 79.24 504,049,800.00		Taxes Receivable	1,481,627.81
Other Statutory Expenditures	38,500.00	3 Farm 26 .12 732,450.00		Tax Title Liens	399,901.31
CETA And Other Public Employment Programs	326,000.00	4a Commercial 527 10.63 67,607,100.00		Foreclosed Property	711,500.00
MUNICIPAL FUNCTIONS TOTAL	9,444,270.59	4b Industrial 13 .17 1,079,300.00		Emergencies & Other Deferred Charges	455,115.83
CAPITAL IMPROVEMENTS *MEMU*		4c Apartments 18 3.46 22,026,600.00		State and Federal Aid Receivable	
DEBT SERVICE		Total 27853 636,125,950.00		Other Receivables	249,097.09
Principal Payments	255,100.00	Land Area 26.40 Sq. Miles		Total	9,867,692.91
Interest Payments	783,184.90	Net Valuation Taxable-Municipal	643,333,205	LIABILITIES, RESERVES, AND SURPLUS	
DEFERRED CHARGES	129,062.73	Net Valuation Taxable-County	1,152,626,757	Cash Liabilities	4,081,422.39
SCHOOL, COUNTY, SPECIAL DISTRICT TAXES	23,001,691.22	State Equalized Valuation	1,286,105,446	Reserves for Receivables	2,790,963.21
RESERVE FOR UNCOLLECTED TAXES	1,803,000.00	State Equalization Ratio 49.74		Surplus Dec. 31, 1981	2,955,307.31
EXPENDITURES TOTAL	35,416,309.44			Total	9,867,692.91

0601

Population 1980 18,795
 Population 1981 18,704
 S & P Rating
 Moody Rating dAA

General Tax Rate Per \$100.

2.72
 State Equalized Tax Rate
 3.07

BRIDGETON CITY - CUMBERLAND COUNTY**Form of Government:****Mayor-Council Plan A (OMCL 50)****Number of Members on Governing Body - 5****PER CAPITA:**

Gross Debt 521.16
 Net Debt 203.05
 Debt Service 6.46
 Total Tax Levy 261.58
 Municipal Expenditures 313.45

PER CENT:

Gross Debt 6.80
 Net Debt 2.65
 Tax Levy Collected 87.31
 Tax Levy Cancelled, Abated or Adjusted 1.88

EXPENDITURES		REVENUES-REALIZED		1981 PROPERTY TAX	
GENERAL GOVERNMENT		1981 Property Taxes Collected		STATE EQUALIZED TAX RATE	
Governing Body & Public Boards	52,069.00	4,252,662.59		Local District School Taxes	1.04
Municipal Clerk	34,961.00	1981 Payments in Lieu of Taxes		Regional & Consolidated School Tax	
Financial Administration	102,541.43	Delinquent Tax & Lien Collections		School Taxes in Municipal Budget	
Assessment of Taxes	30,965.00	Business Personality Replacement Taxes		County Taxes	1.06 *
Collection of Taxes	81,233.00	Taxes from Public Utilities		County Library Taxes	
Planning, Housing & Development	5,603.07	Other Miscellaneous Tax Revenues		Local Municipal Purpose Taxes	.96
Human Resources	442,178.50	State Aid Revenues		Veteran & Senior Citizen Taxes	
Elections	6,825.00	Federal Aid Revenues		Total Taxes for Rate Computation	3.06
Other Administration (other)	700,921.00	State and Local Fiscal Assistance Act Utilized		Special District Taxes	
JUDICIARY		State of Acquired Property		Bank Corp. Taxes	36,366.56
Municipal Courts	80,949.00	Other Miscellaneous Revenues		Added and Omitted Taxes	5,463.42
PUBLIC SAFETY		Prior Years Surplus Appropriated		Total Taxes Levied - ABSTRACT	4,892,844.18
Fire Protection	347,990.00	REVENUES		Total Taxes Billed	4,870,876.80
Police Protection	1,206,018.76	Reserve For Uncollected Taxes		1981 TAXES COLLECTED	4,252,662.99
Civil Defense & Disaster Control	441.50	CAPITAL OUTLAY		1981 Taxes Cancelled, Abated or Adjusted	91,633.41
Environmental Inspection & Control	71,242.00	TOTAL		Transfer to Tax Title Liens or Foreclosed	128,033.47
Other Public Safety		1,440,375.52		Balance Outstanding Dec. 31, 1981	398,546.93
PUBLIC WORKS		Public Enterprises		PRIOR YEARS TAXES OUTSTANDING	
Streets and Drainage	587,283.60	Recreation—Culture		Balance January 1, 1981	372,968.77
Sewers and Sewage Processing		Public Works		Collected in 1981	359,202.63
Garbage and Trash Disposal	65,463.00	Buildings and Grounds		Cancelled, Abated or Adjusted 1981	
Public Buildings and Grounds	208,347.00	Library and Education		Transfers to Tax Title Liens or Foreclosed	
Other Public Works		Conservation		Balance December 31, 1981	13,766.14
HEALTH and WELFARE		All Other		TAX TITLE LIENS OUTSTANDING	
Health Services Except Environmental	17,718.00	CAPITAL DEBT AUTHORIZED, DECEMBER 31, 1981		Balance January 1, 1981	314,188.02
Welfare-Public Assistance	128,016.00	ISSUED AND UNISSUED		Transfer From Taxes	113,772.25
Hospitals, Clinics, First Aid		GROSS DEBT		Redeemed in 1981	55,519.03
Animal, Insect, & Rodent Control	5,000.00	NET DEBT		Cancelled, Abated or Adjusted (1981)	
Other Welfare Services		School		Transfers to Foreclosed Property	
RECREATION and CONSERVATION		Self-liquidating		Balance December 31, 1981	372,441.24
Beaches and Boardwalks		Other		PROPERTY ACQUIRED BY DEED OR FORECLOSURE	
Parks, Playgrounds, Shade Trees	175,370.84	Total		Balance January 1, 1981	481,900.00
Land Reclamation & Conservation		ISSUED AND OUTSTANDING		Transfers From Taxes or Liens	14,261.22
Other Recreational Services	154,369.00	School		Sale for Cash (1981)	12,815.00
EDUCATION (excluding schools)		Self-Liquidating		Cancelled, Abated or Adjusted (1981)	
Libraries	110,692.00	Other		Balance December 31, 1981	483,346.22
Other Educational Services	2,300.00	Total		CURRENT FINANCES DECEMBER 31, 1981	
STATUTORY EXPENDITURES		EQUALIZED VALUATION BASIS		ASSETS	
Pensions & F. I. C. A.	403,085.51	FOR NET DEBT COMPUTATION		Cash Dec. 31, 1981	1,650,694.91
Employee Fringe Benefits		REAL PROPERTY VALUATIONS		Taxes Receivable	412,313.07
Other Statutory Expenditures	25,000.00	Code Class # of Parcels % VAL'N		Tax Title Liens	372,441.24
CETA And Other Public Employment Programs	23,242.70	ASSESSED VALUATION		Foreclosed Property	483,346.22
MUNICIPAL FUNCTIONS		1 Vacant Land 1068 2.04		Emergencies & Other Deferred Charges	58,605.75
CAPITAL IMPROVEMENTS	5,000.00	2 Residential 4687 62.18		State and Federal Aid Receivable	17,380.28
DEBT SERVICE		3 Farm 11 .03		Other Receivables	157,308.00
Principal Payments	76,000.00	4a Commercial 495 16.11		Total	3,192,089.47
Interest Payments	44,830.00	4b Industrial 57 15.75		LIABILITIES, RESERVES, AND SURPLUS	
		4c Apartments 33 3.90		Cash Liabilities	646,942.62
		Total 6351		Reserves for Receivables	1,399,516.40
DEFERRED CHARGES		Land Area 6.50 Sq. Miles		Surplus Dec. 31, 1981	1,145,630.45
SCHOOL, COUNTY, SPECIAL DISTRICT TAXES	3,330,514.20	Net Valuation Taxable-Municipal		Total	3,192,089.47
RESERVE FOR UNCOLLECTED TAXES	634,418.62	Net Valuation Taxable-County			
EXPENDITURES	TOTAL	State Equalized Valuation			
		State Equalization Ratio			

1806

Population 1980 29,175
 Population 1981 29,064
 S & P Rating AA
 Moody Rating AA

General Tax Rate Per \$100. 4.20
 State Equalized Tax Rate 2.25

BRIDGEWATER TOWNSHIP - SOMERSET CO.

Form of Government:

Mayor-Council Plan B (OMCL 50)

Number of Members on Governing Body - 5

PER CAPITA

Gross Debt 1,202.35
 Net Debt 947.44
 Debt Service 33.69
 Total Tax Levy 816.70
 Municipal Expenditures 294.92

PER CENT:

Gross Debt 3.67
 Net Debt 2.89
 Tax Levy Collected 97.07
 Tax Levy Cancelled, Abated or Adjusted .02

EXPENDITURES		REVENUES-REALIZED		1981 PROPERTY TAX	
GENERAL GOVERNMENT		1981 Property Taxes Collected		STATE EQUALIZED TAX RATE	
Governing Body & Public Boards	178,501.00	1981 Payments in Lieu of Taxes		Local District School Taxes	
Municipal Clerk	74,800.00	Delinquent Tax & Lien Collections		Regional & Consolidated School Tax 1.71	
Financial Administration	70,349.00	Business Personalty Replacement Taxes		School Taxes in Municipal Budget	
Assessment of Taxes	54,837.00	Taxes from Public Utilities		County Taxes .46	
Collection of Taxes	75,559.00	Other Miscellaneous Tax Revenues		County Library Taxes .03	
Planning, Housing & Development	41,342.00	State Aid Revenues		Local Municipal Purpose Taxes .04	
Human Resources	3,000.00	Federal Aid Revenues		Veteran & Senior Citizen Taxes	
Elections	26,350.00	State and Local Fiscal Assistance Act Utilized		Total Taxes for Rate Computation 2.24	
General Administration (other)	1,226,830.00	Sole of Acquired Property		Special District Taxes	
JUDICIARY		Other Miscellaneous Revenues		Bank Corp. Taxes	
Municipal Courts	75,883.00	Total		Added and Omitted Taxes	
PUBLIC SAFETY		Prior Years Surplus Appropriated		Total Taxes Levied - ABSTRACT	
Fire Protection	151,000.00	REVENUES TOTAL		Total Taxes Billed	
Police Protection	1,712,738.45	CAPITAL OUTLAY TOTAL		1981 TAXES COLLECTED	
Civil Defense & Disaster Control	5,422.00	Public Enterprises		1981 Taxes Cancelled, Abated or Adjusted	
Environmental Inspection & Control	133,349.00	Recreation—Culture		Transfer to Tax Title Liens or Foreclosed	
Other Public Safety		Public Works		Balance Outstanding Dec. 31, 1981	
PUBLIC WORKS		Buildings and Grounds		PRIOR YEARS TAXES OUTSTANDING	
Streets and Drainage	1,278,246.00	Library and Education		Balance January 1, 1981	
Sewers and Sewage Processing		Conservation		Collected in 1981	
Garbage and Trash Disposal	173,353.00	All Other		Cancelled, Abated or Adjusted 1981	
Public Buildings and Grounds	79,138.00	CAPITAL DEBT AUTHORIZED, DECEMBER 31, 1981		Transfers to Tax Title Liens or Foreclosed	
Other Public Works		ISSUED AND UNISSUED		Balance December 31, 1981	
HEALTH and WELFARE		GROSS DEBT		TAX TITLE LIENS OUTSTANDING	
Health Services Except Environmental	65,361.00	Schol		Balance January 1, 1981	
Welfare-Public Assistance	45,730.00	Self-liquidating		Transfer From Taxes	
Hospitals, Clinics, First Aid	2,500.00	Other		Redeemed in 1981	
Animal, Insect, & Rodent Control	5,000.00	Total		Cancelled, Abated or Adjusted (1981)	
Other Welfare Services		ISSUED AND OUTSTANDING		Transfers to Foreclosed Property	
RECREATION and CONSERVATION		Schol		Balance December 31, 1981	
Beaches and Boardwalks	173,847.00	Self-liquidating		PROPERTY ACQUIRED BY DEED OR	
Parks, Playgrounds, Shade Trees	36,220.00	Other		FORECLOSURE	
Land Reclamation & Conservation	213,726.00	Total		Balance January 1, 1981	
Other Recreational Services		EQUALIZED VALUATION BASIS		Transfers From Taxes or Liens	
EDUCATION (excluding schools)		FOR NET DEBT COMPUTATION		Sale for Cash (1981)	
Libraries	54,920.00	REAL PROPERTY VALUATIONS		Cancelled, Abated or Adjusted (1981)	
Other Educational Services		Code Class # of Parcels % VAL'N		Balance December 31, 1981	
STATUTORY EXPENDITURES		ASSESSED VALUATION		CURRENT FINANCES DECEMBER 31, 1981	
Pensions & F. I. C. A.	499,801.00	1 Vacant Land 1379 2.67		ASSETS	
Employee Fringe Benefits	19,828.80	2 Residential 8306 63.12		Cash Dec. 31, 1981	
Other Statutory Expenditures		3 Form 118 .89		Taxes Receivable	
CETA And Other Public Employment Programs	6,521,883.25	4a Commercial 180 9.19		Tax Title Liens	
MUNICIPAL FUNCTIONS TOTAL	139,000.00	4b Industrial 52 23.36		Foreclosed Property	
CAPITAL IMPROVEMENTS *MEMO*		4c Apartments 30 .77		Emergencies & Other Deferred Charges	
DEBT SERVICE		Total 10079		State and Federal Aid Receivable	
Principal Payments	410,000.00	Land Area 32.30 Sq. Miles		Other Receivables	
Interest Payments	569,792.92	Net Valuation Taxable-Municipal		Total	
DEFERRED CHARGES	122,510.08	Net Valuation Taxable-County		LIABILITIES, RESERVES, AND SURPLUS	
SCHOOL, COUNTY, SPECIAL DISTRICT TAXES	23,151,146.70	State Equalized Valuation		Cash Liabilities	
RESERVE FOR UNCOLLECTED TAXES	953,553.00	State Equalization Ratio		Reserves for Receivables	
EXPENDITURES TOTAL	31,128,603.95			Surplus Dec. 31, 1981	
				Total	

Population 1980 4,066
 Population 1981 4,184
 S & P Rating
 Moody Rating

General Tax Rate Per \$100. 4.12
 State Equalized Tax Rate 2.01

BRIELLE BOROUGH - MONMOUTH COUNTY
Form of Government:
Borough Council
Number of Members on Governing Body - 6

PER CAPITA:

Gross Debt 1,111.61
 Net Debt 1,044.61
 Debt Service 5.01
 Total Tax Levy 709.69
 Municipal Expenditures 390.01

PER CENT:

Gross Debt 3.66
 Net Debt 3.44
 Tax Levy Collected 96.34
 Tax Levy Cancelled, Abated or Adjusted 3.90

EXPENDITURES		REVENUES-REALIZED		1981 PROPERTY TAX	
GENERAL GOVERNMENT				STATE EQUALIZED TAX RATE →	
Governing Body & Public Boards		1981 Property Taxes Collected	2,858,752.47	Local District School Taxes 1.00	1,457,222.70
Municipal Clerk		1981 Payments in Lieu of Taxes		Regional & Consolidated School Tax	
Financial Administration	5,900.00	Delinquent Tax & Lien Collections	93,764.75	School Taxes in Municipal Budget	
Assessment of Taxes	72,900.00	Business Personalty Replacement Taxes	35,274.52	County Taxes .48	705,362.86
Collection of Taxes	20,550.00	Taxes from Public Utilities	191,566.00	County Library Taxes .02	26,240.94
Planning, Housing & Development	17,440.77	Other Miscellaneous Tax Revenues		Local Municipal Purpose Taxes .51	739,510.00
Human Resources		State Aid Revenues	29,408.93	Veteran & Senior Citizen Taxes	29,550.00
Elections		Federal Aid Revenues	2,055.26	Total Taxes for Rate Computation 2.01	2,957,886.50
General Administration (other)	161,588.00	State and Local Fiscal Assistance Act Utilized	40,422.80	Special District Taxes	
JUDICIARY		Sale of Acquired Property		Bank Corp. Taxes	2,075.33
Municipal Courts	18,000.00	Other Miscellaneous Revenues	306,407.25	Added and Omitted Taxes	38,917.19
PUBLIC SAFETY		Total	3,557,691.98	Total Taxes Levied - ABSTRACT	2,969,329.02
Fire Protection	27,500.00	Prior Years Surplus Appropriated	463,000.00	Total Taxes Billed	2,967,253.69
Police Protection	494,490.00	REVENUES TOTAL	4,020,691.98	1981 TAXES COLLECTED	2,858,752.47
Civil Defense & Disaster Control	200.00	Reserve For Uncollected Taxes	227,122.48	1981 Taxes Cancelled, Abated or Adjusted	8,858.18
Environmental Inspection & Control	20,825.00	CAPITAL OUTLAY TOTAL	236,814.21	Transfer to Tax Title Liens or Foreclosed	6,903.84
Other Public Safety		Public Enterprises	60,923.35	Balance Outstanding Dec. 31, 1981	92,739.20
PUBLIC WORKS		Recreation—Culture		PRIOR YEARS TAXES OUTSTANDING	
Streets and Drainage	148,187.45	Public Works	175,880.86	Balance January 1, 1981	91,437.06
Sewers and Sewage Processing		Buildings and Grounds		Collected in 1981	90,410.13
Garbage and Trash Disposal	148,058.80	Library and Education		Cancelled, Abated or Adjusted 1981	
Public Buildings and Grounds	21,500.00	Conservation		Transfers to Tax Title Liens or Foreclosed	
Other Public Works		All Other		Balance December 31, 1981	1,026.93
HEALTH and WELFARE		CAPITAL DEBT AUTHORIZED, DECEMBER 31, 1981		TAX TITLE LIENS OUTSTANDING	
Health Services Except Environmental	15,800.00	ISSUED AND UNISSUED		Balance January 1, 1981	41,588.10
Welfare-Public Assistance	3,800.00	School	208,000	Transfer From Taxes	6,903.84
Hospitals, Clinics, First Aid		Self-liquidating	3,446,536	Redeemed in 1981	3,354.62
Animal, Insect, & Rodent Control		Other	996,423	Cancelled, Abated or Adjusted (1981)	
Other Welfare Services		Total	4,650,960	Transfers to Foreclosed Property	
RECREATION and CONSERVATION		ISSUED AND OUTSTANDING		Balance December 31, 1981	45,137.32
Beaches and Boardwalks		School	208,000.00	PROPERTY ACQUIRED BY DEED OR FORECLOSURE	
Parks, Playgrounds, Shade Trees	1,400.00	Self-Liquidating	3,188,630.20	Balance January 1, 1981	11,200.00
Land Reclamation & Conservation	150.00	Other	250,855.69	Transfers From Taxes or Liens	
Other Recreational Services	7,526.00	Total	3,647,485.89	Sale for Cash (1981)	
EDUCATION (excluding schools)		EQUALIZED VALUATION BASIS		Cancelled, Abated or Adjusted (1981)	
Libraries	23,000.00	FOR NET DEBT COMPUTATION	127,003,125	Balance December 31, 1981	11,200.00
Other Educational Services	50.00	REAL PROPERTY VALUATIONS		CURRENT FINANCES DECEMBER 31, 1981	
STATUTORY EXPENDITURES		Code Class # of Parcels % VAL'N	ASSESSED VALUATION	ASSETS	
Pensions & F. I. C. A.	109,654.64	1 Vacant Land 263 4.03	2,845,900.00	Cash Dec. 31, 1981	1,446,350.18
Employee Fringe Benefits	40,800.00	2 Residential 1413 79.87	56,453,400.00	Taxes Receivable	93,766.13
Other Statutory Expenditures	3,000.00	3 Farm		Tax Title Liens	45,137.32
CETA And Other Public Employment Programs	1,240.00	4a Commercial 87 12.05	8,516,100.00	Foreclosed Property	11,200.00
MUNICIPAL FUNCTIONS TOTAL	1,363,560.66	4b Industrial		Emergencies & Other Deferred Charges	62,500.00
CAPITAL IMPROVEMENTS *MEMO*	12,000.00	4c Apartments 3 4.05	2,862,000.00	State and Federal Aid Receivable	12,788.00
DEBT SERVICE		Total 1766	70,677,400.00	Other Receivables	92.83
Principal Payments	16,435.00	Land Area 1.65 Sq. Miles		Total	1,671,834.26
Interest Payments	4,539.00	Net Valuation Taxable-Municipal	71,045,872	LIABILITIES, RESERVES, AND SURPLUS	
DEFERRED CHARGES	20,150.14	Net Valuation Taxable-County	133,015,015	Cash Liabilities	938,383.16
SCHOOL, COUNTY, SPECIAL DISTRICT TAXES	2,188,826.50	State Equalized Valuation	145,051,390	Reserves for Receivables	150,196.08
RESERVE FOR UNCOLLECTED TAXES	227,122.48	State Equalization Ratio	48.85	Surplus Dec. 31, 1981	583,255.02
EXPENDITURES TOTAL	3,820,633.78			Total	1,671,834.26

0103
 Population 1980 8,318
 Population 1981 8,498
 S & P Rating AAA
 Moody Rating A

General Tax Rate Per \$100. 2.26
 State Equalized Tax Rate 1.30

BRIGANTINE CITY - ATLANTIC COUNTY
Form of Government:
Commission (1911)
Number of Members on Governing Body - 3

PER CENT:
 Gross Debt 1,130.77
 Net Debt 1,057.30
 Debt Service 77.39
 Total Tax Levy 795.72
 Municipal Expenditures 514.28
 PER CENT:
 Gross Debt 2.37
 Net Debt 2.21
 Tax Levy Collected 93.67
 Tax Levy Cancelled, Abated or Adjusted

EXPENDITURES		REVENUES-REALIZED		1981 PROPERTY TAX	
GENERAL GOVERNMENT				STATE EQUALIZED TAX RATE	
Governing Body & Public Boards		1981 Property Taxes Collected	0,343,603.98	Local District School Taxes	.33 1,714,569.00
Municipal Clerk		1981 Payments in Lieu of Taxes	67.88	Regional & Consolidated School Tax	
Financial Administration	62,750.37	Delinquent Tax & Lien Collections	166,458.51	School Taxes in Municipal Budget	.02 86,912.33
Assessment of Taxes	139,213.29	Business Personalty Replacement Taxes	28,361.64	County Taxes	.43 * 2,215,147.20
Collection of Taxes	71,412.61	Taxes from Public Utilities	401,001.00	County Library Taxes	.02 106,844.22
Planning, Housing & Development	16,994.79	Other Miscellaneous Tax Revenues	60,000.00	Local Municipal Purpose Taxes	.50 2,574,823.61
Human Resources		State Aid Revenues	57,332.81	Veteran & Senior Citizen Taxes	
Elections	4,154.07	Federal Aid Revenues		Total Taxes for Rate Computation	1.30 6,801,896.36
General Administration (other)	287,170.21	State and Local Fiscal Assistance Act Utilized	133,003.00	Special District Taxes	
JUDICIARY		Sale of Acquired Property		Bank Corp. Taxes	975.17
Municipal Courts	26,863.75	Other Miscellaneous Revenues	678,625.71	Added and Omitted Taxes	62,744.56
PUBLIC SAFETY		Total	7,868,454.53	Total Taxes Levied - ABSTRACT	6,762,016.09
Fire Protection	534,823.40	Prior Years Surplus Appropriated	1,300.00	Total Taxes Billed	6,772,442.59
Police Protection	626,078.53	REVENUES TOTAL	7,869,754.53	1981 TAXES COLLECTED	6,343,603.98
Civil Defense & Disaster Control		Reserve For Uncollected Taxes	317,444.22	1981 Taxes Cancelled, Abated or Adjusted	
Environmental Inspection & Control	57,584.19	CAPITAL OUTLAY TOTAL	720,876.78	Transfer to Tax Title Liens or Foreclosed	37,227.02
Other Public Safety		Public Enterprises	219,638.07	Balance Outstanding Dec. 31, 1981	391,611.59
PUBLIC WORKS		Recreation—Culture	2,275.00	PRIOR YEARS TAXES OUTSTANDING	
Streets and Drainage	321,417.58	Public Works	498,963.71	Balance January 1, 1981	192,078.76
Sewers and Sewage Processing		Buildings and Grounds		Collected in 1981	165,293.93
Garbage and Trash Disposal	295,997.95	Library and Education		Cancelled, Abated or Adjusted 1981	
Public Buildings and Grounds	64,638.67	Conservation		Transfers to Tax Title Liens or Foreclosed	24,333.44
Other Public Works		All Other		Balance December 31, 1981	2,451.39
HEALTH and WELFARE		CAPITAL DEBT AUTHORIZED, DECEMBER 31, 1981		TAX TITLE LIENS OUTSTANDING	
Health Services Except Environmental		ISSUED AND UNISSUED		Balance January 1, 1981	22,112.33
Welfare-Public Assistance	5,722.50	School	624,284	Transfer From Taxes	64,985.52
Hospitals, Clinics, First Aid		Self-liquidating	4,483,964	Redeemed in 1981	1,164.58
Animal, Insect, & Rodent Control	971.25	Other	4,501,001	Cancelled, Abated or Adjusted (1981)	
Other Welfare Services		Total	9,609,250	Transfers to Foreclosed Property	
RECREATION and CONSERVATION		ISSUED AND OUTSTANDING		Balance December 31, 1981	85,933.07
Beaches and Boardwalks	205,482.25	School	624,284.11	PROPERTY ACQUIRED BY DEED OR FORECLOSURE	
Parks, Playgrounds, Shade Trees	133,087.39	Self-Liquidating	4,333,964.01	Balance January 1, 1981	324,036.00
Land Reclamation & Conservation		Other	4,399,001.88	Transfers From Taxes or Liens	
Other Recreational Services		Total	9,357,250.00	Sale for Cash (1981)	
EDUCATION (excluding schools)		EQUALIZED VALUATION BASIS		Cancelled, Abated or Adjusted (1981)	
Libraries		FOR NET DEBT COMPUTATION	405,751,787	Balance December 31, 1981	324,036.00
Other Educational Services		REAL PROPERTY VALUATIONS		CURRENT FINANCES DECEMBER 31, 1981	
STATUTORY EXPENDITURES		Code Class # of Parcels % VAL'N		ASSETS	
Pensions & F. I. C. A.	273,526.77	1 Vacant Land 1121 8.28	24,411,500.00	Cash Dec. 31, 1981	277,989.72
Employee Fringe Benefits	79,428.29	2 Residential 4905 83.59	246,407,300.00	Taxes Receivable	394,062.98
Other Statutory Expenditures	16,848.74	3 Farm		Tax Title Liens	85,933.07
CETA And Other Public Employment Programs	45,950.00	4a Commercial 139 7.23	21,324,300.00	Foreclosed Property	324,036.00
MUNICIPAL FUNCTIONS TOTAL	3,274,116.60	4b Industrial		Emergencies & Other Deferred Charges	169,055.61
CAPITAL IMPROVEMENTS *MEMU*	20,000.00	4c Apartments 21 .89	2,631,900.00	State and Federal Aid Receivable	60,000.00
DEBT SERVICE		Total 6186	294,775,000.00	Other Receivables	6,585.79
Principal Payments	263,085.51	Land Area 6.39 Sq. Miles		Total	1,317,663.17
Interest Payments	394,549.70	Net Valuation Taxable-Municipal	296,885,293	LIABILITIES, RESERVES, AND SURPLUS	
TYPE I SCHL DEBT *MEMU	86,912.33	Net Valuation Taxable-County	423,127,810	Cash Liabilities	181,113.40
DEFERRED CHARGES	121,182.30	State Equalized Valuation	515,391,326	Reserves for Receivables	810,617.84
SCHOOL, COUNTY, SPECIAL DISTRICT TAXES	4,123,472.75	State Equalization Ratio	57.43	Surplus Dec. 31, 1981	325,931.95
RESERVE FOR UNCOLLECTED TAXES	317,444.22			Total	1,317,663.17
EXPENDITURES TOTAL	8,493,851.08				

Population 1980 2,133
 Population 1981 2,127
 S & P Rating
 Moody Rating

General Tax Rate Per \$100.
 3.41
 State Equalized Tax Rate
 2.88

BROOKLAWN BOROUGH - CAMDEN CO.

Form of Government:

Borough Council

Number of Members on Governing Body - 6

PER CAPITA:

Gross Debt 108.37
 Net Debt 79.22
 Debt Service 5.22
 Total Tax Levy 433.98
 Municipal Expenditures 242.19

PER CENT:

Gross Debt .81
 Net Debt .59
 Tax Levy Collected 92.88
 Tax Levy Cancelled, Abated or Adjusted .12

EXPENDITURES		REVENUES-REALIZED		1981 PROPERTY TAX	
GENERAL GOVERNMENT				STATE EQUALIZED TAX RATE →	
Governing Body & Public Boards		1981 Property Taxes Collected	853,726.29	Local District School Taxes 1.30	399,409.00
Municipal Clerk	8,500.00	1981 Payments in Lieu of Taxes		Regional & Consolidated School Tax	
Financial Administration	16,893.00	Delinquent Tax & Lien Collections	71,976.62	School Taxes in Municipal Budget	
Assessment of Taxes	2,600.00	Business Personalty Replacement Taxes	28,528.64	County Taxes 1.16 *	356,297.40
Collection of Taxes	5,332.00	Taxes from Public Utilities	107,913.00	County Library Taxes .03	7,980.72
Planning, Housing & Development	1,100.00	Other Miscellaneous Tax Revenues	25,000.00	Local Municipal Purpose Taxes .39	120,926.00
Human Resources		State Aid Revenues	19,684.93	Veteran & Senior Citizen Taxes	37,150.00
Elections	2,000.00	Federal Aid Revenues		Total Taxes for Rate Computation 2.68	921,763.18
General Administration (other)	65,576.52	State and Local Fiscal Assistance Act Utilized	11,256.00	Special District Taxes	
JUDICIARY		Sale of Acquired Property		Bank Corp. Taxes	4,629.92
Municipal Courts	10,525.50	Other Miscellaneous Revenues	168,534.42	Added and Omitted Taxes	33,825.66
PUBLIC SAFETY		Total	1,286,615.50	Total Taxes Levied - ABSTRACT	923,068.76
Fire Protection	10,883.28	Prior Years Surplus Appropriated	80,400.00	Total Taxes Billed	919,146.64
Police Protection	96,112.49	REVENUES TOTAL	1,367,019.90	1981 TAXES COLLECTED	853,726.29
Civil Defense & Disaster Control	25.00	Reserve for Uncollected Taxes	76,255.23	1981 Taxes Cancelled, Abated or Adjusted	1,136.53
Environmental Inspection & Control	4,200.00	CAPITAL OUTLAY TOTAL	28,500.00	Transfer to Tax Title Liens or Foreclosed	310.58
Other Public Safety				Balance Outstanding Dec. 31, 1981	63,973.24
PUBLIC WORKS				PRIOR YEARS TAXES OUTSTANDING	
Streets and Drainage	75,914.85	Public Enterprises		Balance January 1, 1981	62,985.19
Sewers and Sewage Processing	32,007.51	Recreation—Culture		Collected in 1981	57,318.74
Garbage and Trash Disposal	26,000.00	Public Works		Cancelled, Abated or Adjusted 1981	
Public Buildings and Grounds	22,985.53	Buildings and Grounds	28,500.00	Transfers to Tax Title Liens or Foreclosed	
Other Public Works		Library and Education		Balance December 31, 1981	5,666.45
HEALTH and WELFARE		Conservation		TAX TITLE LIENS OUTSTANDING	
Health Services Except Environmental	807.50	All Other		Balance January 1, 1981	20,096.48
Welfare-Public Assistance	1,000.00	CAPITAL DEBT AUTHORIZED, DECEMBER 31, 1981		Transfer from Taxes	310.58
Hospitals, Clinics, First Aid		ISSUED AND UNISSUED GROSS DEBT		Redeemed in 1981	14,657.88
Animal, Insect, & Rodent Control		School		Cancelled, Abated or Adjusted (1981)	
Other Welfare Services		Self-liquidating	62,000	Transfers to Foreclosed Property	
RECREATION and CONSERVATION		Other	168,500	Balance December 31, 1981	5,749.18
Beaches and Boardwalks		Total	230,500	PROPERTY ACQUIRED BY DEED OR FORECLOSURE	
Parks, Playgrounds, Shade Trees	1,616.72	ISSUED AND OUTSTANDING		Balance January 1, 1981	94,975.00
Land Reclamation & Conservation		School		Transfers from Taxes or Liens	
Other Recreational Services	800.00	Self-Liquidating	44,000.00	Sale for Cash (1981)	
EDUCATION (excluding schools)		Other	158,500.00	Cancelled, Abated or Adjusted (1981)	
Libraries		Total	202,500.00	Balance December 31, 1981	94,975.00
Other Educational Services		EQUALIZED VALUATION BASIS		CURRENT FINANCES DECEMBER 31, 1981	
STATUTORY EXPENDITURES		FOR NET DEBT COMPUTATION	28,395,535	ASSETS	
Pensions & F. I. C. A.	14,994.79	REAL PROPERTY VALUATIONS		Cash Dec. 31, 1981	464,459.99
Employee Fringe Benefits	5,806.54	Code Class # of Parcels % VAL'N		Taxes Receivable	69,639.69
Other Statutory Expenditures	1,000.00	1 Vacant Land 53 1.11	283,740.00	Tax Title Liens	5,749.18
CETA And Other Public Employment Programs		2 Residential 649 69.27	17,672,100.00	Foreclosed Property	94,975.00
MUNICIPAL FUNCTIONS TOTAL	410,681.23	3 Farm		Emergencies & Other Deferred Charges	3,900.00
CAPITAL IMPROVEMENTS *MEMU*		4a Commercial 58 25.90	6,607,600.00	State and Federal Aid Receivable	
DEBT SERVICE		4b Industrial 5 1.69	432,200.00	Other Receivables	2,555.64
Principal Payments	2,000.00	4c Apartments 4 2.03	517,700.00	Total	641,719.50
Interest Payments	9,108.00	Total 769	25,513,340.00	LIABILITIES, RESERVES, AND SURPLUS	
DEFERRED CHARGES	17,046.99	Land Area .49 Sq. Miles		Cash Liabilities	273,834.41
SCHOOL, COUNTY, SPECIAL DISTRICT TAXES	763,687.18	Net Valuation Taxable-Municipal	25,935,662	Reserves for Receivables	173,319.51
RESERVE FOR UNCOLLECTED TAXES	76,295.23	Net Valuation Taxable-County	29,678,650	Surplus Dec. 31, 1981	194,565.58
EXPENDITURES TOTAL	1,278,818.63	State Equalized Valuation	30,630,347	Total	641,719.50
		State Equalization Ratio	84.47		

*Includes County Health Service Taxes or County Vocational School Taxes. See Table 13.

Population 1980 3,642
 Population 1981 3,548
 S & P Rating
 Moody Rating

General Tax Rate Per \$100. 3.43
 State Equalized Tax Rate 1.78

BUENA BOROUGH - ATLANTIC COUNTY

Form of Government:

Borough Council

Number of Members on Governing Body - 6

PER CENT:

Gross Debt 547.23
 Net Debt 222.56
 Debt Service 21.92
 Total Tax Levy 371.01
 Municipal Expenditures 234.85

PER CENT:

Gross Debt 3.55
 Net Debt 1.45
 Tax Levy Collected 92.59
 Tax Levy Cancelled, Abated or Adjusted

EXPENDITURES		REVENUES-REALIZED		1981 PROPERTY TAX	
GENERAL GOVERNMENT				STATE EQUALIZED TAX RATE →	
Governing Body & Public Boards	22,000.00	1981 Property Taxes Collected		Local District School Taxes	
Municipal Clerk	6,280.00	1,212,027.54		Regional & Consolidated School Tax 1.05	748,473.74
Financial Administration	15,512.00	1981 Payments in Lieu of Taxes		School Taxes in Municipal Budget	
Assessment of Taxes	7,869.00	82,266.51		County Taxes .39 *	270,270.85
Collection of Taxes	10,532.00	45,562.20		County Library Taxes .02	13,338.79
Planning, Housing & Development	12,078.55	232,766.00		Local Municipal Purpose Taxes .31	221,514.70
Human Resources	22,880.00	Other Miscellaneous Tax Revenues		Veteran & Senior Citizen Taxes	54,150.00
Elections		51,290.36		Total Taxes for Rate Computation 1.77	1,315,748.00
General Administration (other)	69,120.00	Federal Aid Revenues		Special District Taxes	45,715.00
		33,674.07		Bank Corp. Taxes	7,013.07
JUDICIARY		State and Local Fiscal Assistance Act Utilized		Added and Omitted Taxes	2,001.52
Municipal Courts	12,002.00	39,464.00		Total Taxes Levied - ABSTRACT	1,316,327.67
PUBLIC SAFETY		Sale of Acquired Property		Total Taxes Billed	1,309,000.00
Fire Protection		93,513.04		1981 TAXES COLLECTED	1,212,027.54
Police Protection	117,460.21	1,790,604.12		1981 Taxes Cancelled, Abated or Adjusted	
Civil Defense & Disaster Control	800.00	74,142.00		Transfer to Tax Title Liens or Foreclosed	
Environmental Inspection & Control	600.00	1,864,746.12		Balance Outstanding Dec. 31, 1981	96,972.40
Other Public Safety	23,865.00	110,566.32		PRIOR YEARS TAXES OUTSTANDING	
PUBLIC WORKS		CAPITAL OUTLAY TOTAL 168,038.10		Balance January 1, 1981	86,784.48
Streets and Drainage	116,085.00	Public Enterprises		Collected in 1981	77,615.54
Sewers and Sewage Processing		168,038.10		Cancelled, Abated or Adjusted 1981	
Garbage and Trash Disposal	37,850.00	Prior Years Surplus Appropriated		Transfers to Tax Title Liens or Foreclosed	
Public Buildings and Grounds	43,600.00	REVENUES TOTAL 1,864,746.12		Balance December 31, 1981	9,168.94
Other Public Works	6,173.00	Reserve for Uncollected Taxes		TAX TITLE LIENS OUTSTANDING	
HEALTH and WELFARE		CAPITAL DEBT AUTHORIZED, DECEMBER 31, 1981		Balance January 1, 1981	35,771.29
Health Services Except Environmental	4,100.00	ISSUED AND UNISSUED GROSS DEBT NET DEBT		Transfer From Taxes	
Welfare-Public Assistance	4,695.00	School 1,151,938		Redeemed in 1981	4,671.37
Hospitals, Clinics, First Aid		Self-liquidating 789,650		Cancelled, Abated or Adjusted (1981)	
Animal, Insect, & Rodent Control	200.00	Other 789,650		Transfers to Foreclosed Property	
Other Welfare Services		Total 1,941,588		Balance December 31, 1981	31,099.92
RECREATION and CONSERVATION		ISSUED AND OUTSTANDING		PROPERTY ACQUIRED BY DEED OR FORECLOSURE	
Beaches and Boardwalks		School 1,151,938.67		Balance January 1, 1981	27,500.00
Parks, Playgrounds, Shade Trees		Self-Liquidating 789,650.00		Transfers From Taxes or Liens	
Land Reclamation & Conservation		Other 789,650.00		Sale for Cash (1981)	
Other Recreational Services	12,900.00	Total 1,941,588.67		Cancelled, Abated or Adjusted (1981)	
EDUCATION (excluding schools)		EQUALIZED VALUATION BASIS FOR NET DEBT COMPUTATION 54,622,432		Balance December 31, 1981	27,500.00
Libraries		REAL PROPERTY VALUATIONS		CURRENT FINANCES DECEMBER 31, 1981	
Other Educational Services		Code Class # of Parcels % VAL'N ASSESSED VALUATION		ASSETS	
STATUTORY EXPENDITURES		1 Vacant Land 326 2.13 755,600.00		Cash Dec. 31, 1981	334,523.15
Pensions & F. I. C. A.	31,000.00	2 Residential 968 62.18 22,104,600.00		Taxes Receivable	106,141.40
Employee Fringe Benefits	9,100.00	3 Farm 255 10.75 3,821,700.00		Tax Title Liens	31,099.92
Other Statutory Expenditures	5,500.00	4a Commercial 99 13.47 4,788,600.00		Foreclosed Property	27,500.00
CETA And Other Public Employment Programs	14,111.53	4b Industrial 8 9.01 3,203,900.00		Emergencies & Other Deferred Charges	12,514.17
MUNICIPAL FUNCTIONS TOTAL 606,313.29		4c Apartments 4 2.46 873,000.00		State and Federal Aid Receivable	2,804.06
CAPITAL IMPROVEMENTS *MEMU* 8,000.00		Total 1660 35,547,400.00		Other Receivables	3,912.52
DEBT SERVICE		Land Area 7.40 Sq. Miles		Total	518,496.22
Principal Payments	34,200.00	Net Valuation Taxable-Municipal 36,839,204		LIABILITIES, RESERVES, AND SURPLUS	
Interest Payments	43,557.89	Net Valuation Taxable-County 52,824,697		Cash Liabilities	70,199.39
DEFERRED CHARGES 38,607.21		State Equalized Valuation 69,969,902		Reserves for Receivables	168,654.24
SCHOOL, COUNTY, SPECIAL DISTRICT TAXES 1,085,798.38		State Equalization Ratio 51.70		Surplus Dec. 31, 1981	279,642.59
RESERVE FOR UNCOLLECTED TAXES 110,566.32				Total	518,496.22
EXPENDITURES TOTAL 1,919,043.09					

Population 1980 6,959
 Population 1981 6,909
 S & P Rating
 Moody Rating

General Tax Rate Per \$100.

3.42

State Equalized Tax Rate

1.83

BUENA VISTA TOWNSHIP - ATLANTIC CO.**Form of Government:****Township Committee****Number of Members on Governing Body - 5****PER CAPITA:**

Gross Debt	356.65	Gross Debt	2.39
Net Debt	42.55	Net Debt	.29
Debt Service	3.86	Tax Levy Collected	83.03
Total Tax Levy	337.58	Tax Levy Cancelled, Abated	
Municipal Expenditures	139.88	or Adjusted	

EXPENDITURES		REVENUES-REALIZED		1981 PROPERTY TAX	
GENERAL GOVERNMENT		1981 Property Taxes Collected		STATE EQUALIZED TAX RATE	
Governing Body & Public Boards			1,929,538.63	Local District School Taxes	
Municipal Clerk		1981 Payments in Lieu of Taxes		Regional & Consolidated School Tax	1.29
Financial Administration	16,900.00	Delinquent Tax & Lien Collections	275,651.01	School Taxes in Municipal Budget	
Assessment of Taxes	24,400.00	Business Personalty Replacement Taxes	45,571.32	County Taxes	.50 *
Collection of Taxes	38,700.00	Taxes from Public Utilities	408,385.00	County Library Taxes	.02
Planning, Housing & Development	13,400.00	Other Miscellaneous Tax Revenues		Local Municipal Purpose Taxes	.02
Human Resources	10,500.00	State Aid Revenues	35,721.20	Veteran & Senior Citizen Taxes	
Elections	3,300.00	Federal Aid Revenues	11,339.14	Total Taxes for Rate Computation	1.83
General Administration (other)	141,000.00	State and Local Fiscal Assistance Act Utilized	77,137.45	Special District Taxes	
JUDICIARY		Sale of Acquired Property	16,784.55	Bank Corp. Taxes	2,999.16
Municipal Courts	17,600.00	Other Miscellaneous Revenues	316,585.07	Added and Omitted Taxes	2,135.10
PUBLIC SAFETY		Total	3,116,753.37	Total Taxes Levied - ABSTRACT	2,332,330.48
Fire Protection	25,000.00	Prior Years Surplus Appropriated	273,656.00	Total Taxes Billed	2,323,840.28
Police Protection	22,950.00	REVENUES	3,390,409.37	1981 TAXES COLLECTED	1,929,538.63
Civil Defense & Disaster Control	1,000.00	Reserve For Uncollected Taxes	397,046.18	1981 Taxes Cancelled, Abated or Adjusted	
Environmental Inspection & Control		CAPITAL OUTLAY	TOTAL	Transfer to Tax Title Liens or Foreclosed	
Other Public Safety			124,118.00	Balance Outstanding Dec. 31, 1981	394,301.65
PUBLIC WORKS		Public Enterprises		PRIOR YEARS TAXES OUTSTANDING	
Streets and Drainage	382,137.45	Recreation—Culture	33,268.00	Balance January 1, 1981	245,508.95
Sewers and Sewage Processing		Public Works	90,000.00	Collected in 1981	204,887.77
Garbage and Trash Disposal		Buildings and Grounds	850.00	Cancelled, Abated or Adjusted 1981	3,175.31
Public Buildings and Grounds	38,000.00	Library and Education		Transfers to Tax Title Liens or Foreclosed	
Other Public Works		Conservation		Balance December 31, 1981	37,445.87
HEALTH and WELFARE		All Other		TAX TITLE LIENS OUTSTANDING	
Health Services Except Environmental	900.00	CAPITAL DEBT AUTHORIZED, DECEMBER 31, 1981		Balance January 1, 1981	536,728.70
Welfare-Public Assistance	4,240.00	ISSUED AND UNISSUED		Transfer From Taxes	
Hospitals, Clinics, First Aid		SCHOOL	2,170,061	Redeemed in 1981	70,803.24
Animal, Insect, & Rodent Control	8,600.00	Self-liquidating		Cancelled, Abated or Adjusted (1981)	
Other Welfare Services		Other	294,000	Transfers to Foreclosed Property	141,944.26
RECREATION and CONSERVATION		Total	2,464,061	Balance December 31, 1981	323,981.20
Beaches and Boardwalks		ISSUED AND OUTSTANDING		PROPERTY ACQUIRED BY DEED OR	
Parks, Playgrounds, Shade Trees	27,000.00	School	2,170,061.33	FORECLOSURE	
Land Reclamation & Conservation		Self-Liquidating		Balance January 1, 1981	164,210.40
Other Recreational Services		Other	294,000.00	Transfers From Taxes or Liens	141,944.26
EDUCATION (excluding schools)		Total	2,464,061.33	Sale for Cash (1981)	
Libraries		EQUALIZED VALUATION BASIS		Cancelled, Abated or Adjusted (1981)	57,100.00
Other Educational Services		FOR NET DEBT COMPUTATION	102,859,599	Balance December 31, 1981	209,054.66
STATUTORY EXPENDITURES		REAL PROPERTY VALUATIONS		CURRENT FINANCES DECEMBER 31, 1981	
Pensions & F. I. C. A.	33,500.00	Code Class # of Parcels % VAL'N		ASSETS	
Employee Fringe Benefits		1 Vacant Land 5838 21.47	13,286,970.00	Cash Dec. 31, 1981	1,037,921.47
Other Statutory Expenditures	3,300.00	2 Residential 1743 35.96	34,633,745.00	Taxes Receivable	431,747.52
CETA And Other Public Employment Programs	46,153.32	3 Farm 542 12.32	7,626,300.00	Tax Title Liens	323,981.20
MUNICIPAL FUNCTIONS		4a Commercial 109 7.55	4,671,000.00	Foreclosed Property	209,054.66
CAPITAL IMPROVEMENTS		4b Industrial 9 2.70	1,672,300.00	Emergencies & Other Deferred Charges	
DEBT SERVICE		4c Apartments		State and Federal Aid Receivable	1,640.00
Principal Payments	6,000.00	Total	61,890,315.00	Other Receivables	53,239.56
Interest Payments	20,700.00	Land Area 41.83 Sq. Miles		Total	2,057,584.41
DEFERRED CHARGES		Net Valuation Taxable-Municipal	62,744,846	LIABILITIES, RESERVES, AND SURPLUS	
SCHOOL, COUNTY, SPECIAL DISTRICT TAXES	2,301,967.33	Net Valuation Taxable-County	110,409,023	Cash Liabilities	265,989.31
RESERVE FOR UNCOLLECTED TAXES	397,046.16	State Equalized Valuation	116,258,474	Reserves for Receivables	1,018,022.94
EXPENDITURES		State Equalization Ratio	53.63	Surplus Dec. 31, 1981	773,572.16
TOTAL	3,613,848.99			Total	2,057,584.41

Population 1980 10,246
 Population 1981 10,609
 S & P Rating
 Moody Rating AA

General Tax Rate Per \$100.

1.11

State Equalized Tax Rate

1.00

BURLINGTON CITY – BURLINGTON COUNTY**Form of Government:****Special Charter (P.L. 1851 c. 149)****Number of Members on Governing Body – 12****PER CAPITAL:**

Gross Debt 110.19
 Net Debt 40.06
 Debt Service 20.20
 Total Tax Levy 159.66
 Municipal Expenditures 938.53

PER CENT:

Gross Debt .82
 Net Debt .30
 Tax Levy Collected 94.13
 Tax Levy Cancelled, Abated or Adjusted .29

EXPENDITURES		REVENUES-REALIZED		1981 PROPERTY TAX	
GENERAL GOVERNMENT				STATE EQUALIZED TAX RATE → .37	
Governing Body & Public Boards		1981 Property Taxes Collected	1,587,921.39	Local District School Taxes	622,000.00
Municipal Clerk		1981 Payments in Lieu of Taxes		Regional & Consolidated School Tax	
Financial Administration	167,000.00	Delinquent Tax & Lien Collections	118,767.77	School Taxes in Municipal Budget	
Assessment of Taxes	38,000.00	Business Personalty Replacement Taxes	131,446.68	County Taxes	.59 957,723.18
Collection of Taxes	111,000.00	Taxes from Public Utilities	7,544,300.00	County Library Taxes	.03 54,473.58
Planning, Housing & Development	60,500.00	Other Miscellaneous Tax Revenues	74,360.00	Local Municipal Purpose Taxes	
Human Resources	50,500.00	State Aid Revenues	152,554.18	Veteran & Senior Citizen Taxes	138,200.00
Elections		Federal Aid Revenues	345,848.00	Total Taxes for Rate Computation	.99 1,812,397.16
General Administration (other)	976,345.19	State and Local Fiscal Assistance Act Utilized		Special District Taxes	
JUDICIARY		Sole of Acquired Property		Bank Corp. Taxes	16,767.26
Municipal Courts	58,000.00	Other Miscellaneous Revenues	1,776,931.56	Added and Omitted Taxes	2,886.48
PUBLIC SAFETY		Total	12,132,165.58	Total Taxes Levied - ABSTRACT	1,653,850.90
Fire Protection	171,500.00	Prior Years Surplus Appropriated	3,000,000.00	Total Taxes Billed	1,686,946.85
Police Protection	1,300,000.00	REVENUES	TOTAL	1981 TAXES COLLECTED	1,587,921.39
Civil Defense & Disaster Control	6,000.00	Reserve For Uncollected Taxes	250,000.00	1981 Taxes Cancelled, Abated or Adjusted	4,852.60
Environmental Inspection & Control	117,838.29	CAPITAL OUTLAY	TOTAL	Transfer to Tax Title Liens or Foreclosed	
Other Public Safety			4,239,054.41	Balance Outstanding Dec. 31, 1981	94,172.80
PUBLIC WORKS				PRIOR YEARS TAXES OUTSTANDING	
Streets and Drainage	685,849.00	Public Enterprises	1,072,004.63	Balance January 1, 1981	122,705.46
Sewers and Sewage Processing	180,000.00	Recreation—Culture	338,452.46	Collected in 1981	118,767.77
Garbage and Trash Disposal	201,319.28	Public Works	1,986,357.67	Cancelled, Abated or Adjusted 1981	2,274.88
Public Buildings and Grounds	485,000.00	Buildings and Grounds	842,159.65	Transfers to Tax Title Liens or Foreclosed	
Other Public Works	1,251,000.00	Library and Education		Balance December 31, 1981	1,662.81
HEALTH and WELFARE		Conservation		TAX TITLE LIENS OUTSTANDING	
Health Services Except Environmental	99,700.00	All Other		Balance January 1, 1981	4,263.56
Welfare-Public Assistance	67,500.00	CAPITAL DEBT AUTHORIZED, DECEMBER 31, 1981		Transfer From Taxes	
Hospitals, Clinics, First Aid		ISSUED AND UNISSUED	GROSS DEBT	Redeemed in 1981	
Animal, Insect, & Rodent Control		School	744,000	Cancelled, Abated or Adjusted (1981)	
Other Welfare Services		Self-liquidating	250,000	Transfers to Foreclosed Property	
RECREATION and CONSERVATION		Other	175,000	Balance December 31, 1981	4,263.56
Beaches and Boardwalks		Total	1,169,000	PROPERTY ACQUIRED BY DEED OR	
Parks, Playgrounds, Shade Trees	403,000.00	ISSUED AND OUTSTANDING		FORECLOSURE	
Land Reclamation & Conservation		School	744,000.00	Balance January 1, 1981	338,940.00
Other Recreational Services	55,000.00	Self-liquidating	250,000.00	Transfers From Taxes or Liens	
EDUCATION (excluding schools)		Other	175,000.00	Sale for Cash (1981)	
Libraries	25,000.00	Total	1,169,000.00	Cancelled, Abated or Adjusted (1981)	
Other Educational Services	2,148,277.00	EQUALIZED VALUATION BASIS		Balance December 31, 1981	338,940.00
STATUTORY EXPENDITURES		FOR NET DEBT COMPUTATION	143,230,004	CURRENT FINANCES DECEMBER 31, 1981	
Pensions & F. I. C. A.	395,000.58	REAL PROPERTY VALUATIONS		ASSETS	
Employee Fringe Benefits	250,000.00	Code Class # of Parcels % VAL'N	ASSESSED VALUATION	Cash Dec. 31, 1981	7,484,566.53
Other Statutory Expenditures	30,000.00	1 Vacant Land 404 2.01	2,527,100.00	Taxes Receivable	95,835.61
CETA And Other Public Employment Programs		2 Residential 2986 62.19	90,756,500.00	Tax Title Liens	4,263.56
MUNICIPAL FUNCTIONS		3 Farm 4 .03	47,100.00	Foreclosed Property	338,940.00
CAPITAL IMPROVEMENTS	*MEMO*	4a Commercial 360 21.31	31,092,400.00	Emergencies & Other Deferred Charges	52,591.76
DEBT SERVICE		4b Industrial 19 11.97	17,465,300.00	State and Federal Aid Receivable	74,360.00
Principal Payments	160,000.00	4c Apartments 15 2.49	3,640,600.00	Other Receivables	1,354,133.36
Interest Payments	54,321.00	Total	145,529,400.00	Total	9,405,091.22
TYPE I SCHL DEBT *MEMO	169,871.00	Land Area 3.44 Sq. Miles		LIABILITIES, RESERVES, AND SURPLUS	
DEFERRED CHARGES	151,208.42	Net Valuation Taxable-Municipal	151,717,149	Cash Liabilities	2,459,730.63
SCHOOL, COUNTY, SPECIAL DISTRICT TAXES	1,674,197.16	Net Valuation Taxable-County	163,161,706	Reserves for Receivables	1,793,172.53
RESERVE FOR UNCOLLECTED TAXES	250,000.00	State Equalized Valuation	168,315,587	Surplus Dec. 31, 1981	5,112,188.06
EXPENDITURES	TOTAL	State Equalization Ratio	65.81	Total	9,405,091.22
	11,631,055.92				

Population 1980 11,527
 Population 1981 11,560
 S & P Rating
 Moody Rating BAA-1

General Tax Rate Per \$100.

3.19

State Equalized Tax Rate

2.22

BURLINGTON TWP. - BURLINGTON CO.**Form of Government:****Mayor-Council Plan E (OMCL 50)****Number of Members on Governing Body - 7****PER CAPITA:**

Gross Debt 1,324.91
 Net Debt 1,098.11
 Debt Service 66.87
 Total Tax Levy 454.05
 Municipal Expenditures 468.27

PER CENT:

Gross Debt 7.05
 Net Debt 5.85
 Tax Levy Collected 54.80
 Tax Levy Cancelled, Abated or Adjusted .28

EXPENDITURES		REVENUES-REALIZED		1981 PROPERTY TAX	
GENERAL GOVERNMENT				STATE EQUALIZED TAX RATE	
Governing Body & Public Boards	59,385.00	1981 Property Taxes Collected	4,979,141.10	Local District School Taxes 1.48	3,481,601.09
Municipal Clerk	72,400.00	1981 Payments in Lieu of Taxes		Regional & Consolidated School Tax	
Financial Administration	71,698.00	Delinquent Tax & Lien Collections	262,773.12	School Taxes in Municipal Budget .04	92,539.50
Assessment of Taxes	48,275.00	Business Personalty Replacement Taxes	335,207.84	County Taxes .61	1,430,289.95
Collection of Taxes	60,494.00	Taxes from Public Utilities	2,935,586.00	County Library Taxes .03	79,560.65
Planning, Housing & Development	40,940.00	Other Miscellaneous Tax Revenues	27,000.00	Local Municipal Purpose Taxes .06	146,000.00
Human Resources	4,500.00	State Aid Revenues	125,776.70	Veteran & Senior Citizen Taxes	78,450.00
Elections		Federal Aid Revenues	19,811.74	Total Taxes for Rate Computation 2.22	5,308,441.19
General Administration (other)	654,940.00	State and Local Fiscal Assistance Act Utilized	259,075.00	Special District Taxes	
JUDICIARY		Sale of Acquired Property	1,000.00	Bank Corp. Taxes	6,039.16
Municipal Courts	43,813.00	Other Miscellaneous Revenues	1,163,346.03	Added and Omitted Taxes	12,753.10
PUBLIC SAFETY		Total	10,108,717.53	Total Taxes Levied - ABSTRACT	5,248,783.45
Fire Protection	141,450.00	Prior Years Surplus Appropriated	1,115,174.50	Total Taxes Billed	5,252,029.80
Police Protection	966,999.00	REVENUES	11,223,892.03	1981 TAXES COLLECTED	4,979,141.10
Civil Defense & Disaster Control	21,770.00	Reserve For Uncollected Taxes	386,000.50	1981 Taxes Cancelled, Abated or Adjusted	14,482.72
Environmental Inspection & Control	111,320.00	CAPITAL OUTLAY	1,374,059.97	Transfer to Tax Title Liens or Foreclosed	969.76
Other Public Safety		Total		Balance Outstanding Dec. 31, 1981	257,436.22
PUBLIC WORKS				PRIOR YEARS TAXES OUTSTANDING	
Streets and Drainage	497,342.00	Public Enterprises	61,451.08	Balance January 1, 1981	267,968.19
Sewers and Sewage Processing	164,288.00	Recreation—Culture	903,544.91	Collected in 1981	262,773.12
Garbage and Trash Disposal	144,538.00	Public Works	56,669.19	Cancelled, Abated or Adjusted 1981	
Public Buildings and Grounds	186,590.00	Buildings and Grounds	352,394.79	Transfers to Tax Title Liens or Foreclosed	
Other Public Works	99,078.00	Library and Education		Balance December 31, 1981	5,195.07
HEALTH and WELFARE		Conservation		TAX TITLE LIENS OUTSTANDING	
Health Services Except Environmental		All Other		Balance January 1, 1981	4,361.21
Welfare-Public Assistance	10,000.00	CAPITAL DEBT AUTHORIZED, DECEMBER 31, 1981		Transfer From Taxes	969.76
Hospitals, Clinics, First Aid		ISSUED AND UNISSUED		Redeemed in 1981	
Animal, Insect, & Rodent Control		School	2,033,000	Cancelled, Abated or Adjusted (1981)	
Other Welfare Services	13,390.00	Self-Liquidating	6,644,000	Transfers to Foreclosed Property	719.32
RECREATION and CONSERVATION		Other	6,639,000	Balance December 31, 1981	4,611.65
Beaches and Boardwalks		Total	15,316,000	PROPERTY ACQUIRED BY DEED OR FORECLOSURE	
Parks, Playgrounds, Shade Trees	2,000.00	ISSUED AND OUTSTANDING		Balance January 1, 1981	23,831.18
Land Reclamation & Conservation	1,000.00	School	2,033,000.00	Transfers From Taxes or Liens	719.32
Other Recreational Services	123,360.00	Self-Liquidating	5,911,000.00	Sale for Cash (1981)	1,000.00
EDUCATION (excluding schools)		Other	6,015,000.00	Cancelled, Abated or Adjusted (1981)	
Libraries	5,000.00	Total	13,959,000.00	Balance December 31, 1981	23,550.50
Other Educational Services		EQUALIZED VALUATION BASIS		CURRENT FINANCES DECEMBER 31, 1981	
STATUTORY EXPENDITURES		FOR NET DEBT COMPUTATION	217,118,227	ASSETS	
Pensions & F. I. C. A.	304,000.47	REAL PROPERTY VALUATIONS		Cash Dec. 31, 1981	3,966,175.34
Employee Fringe Benefits	112,000.00	Code Class # of Parcels % VAL'N		Taxes Receivable	262,631.29
Other Statutory Expenditures	9,000.00	1 Vacant Land 325 6.75		Tax Title Liens	4,611.65
CETA And Other Public Employment Programs	42,231.00	2 Residential 2578 47.09		Foreclosed Property	23,550.50
MUNICIPAL FUNCTIONS		3 Farm 156 1.94		Emergencies & Other Deferred Charges	25,100.00
CAPITAL IMPROVEMENTS		4a Commercial 137 15.15		State and Federal Aid Receivable	27,000.00
DEBT SERVICE		4b Industrial 36 20.45		Other Receivables	56,638.60
Principal Payments	379,000.00	4c Apartments 13 8.61		Total	4,405,707.38
Interest Payments	393,990.21	Total 3245		LIABILITIES, RESERVES, AND SURPLUS	
TYPE I SCHL DEBT *MEMO	134,047.50	Land Area 14.20 Sq. Miles		Cash Liabilities	2,356,152.48
DEFERRED CHARGES		Net Valuation Taxable-Municipal	164,240,649	Reserves for Receivables	387,432.04
SCHOOL, COUNTY, SPECIAL DISTRICT TAXES	5,083,991.19	Net Valuation Taxable-County	238,301,873	Surplus Dec. 31, 1981	1,662,122.86
RESERVE FOR UNCOLLECTED TAXES	386,000.50	State Equalized Valuation	234,978,434	Total	4,405,707.38
EXPENDITURES		State Equalization Ratio	69.67		
TOTAL	10,497,218.45				

1403
 Population 1980 7,616
 Population 1981 7,593
 S & P Rating BBB+
 Moody Rating A

General Tax Rate Per \$100. 5.42
 State Equalized Tax Rate 2.31

BUTLER BOROUGH - MORRIS COUNTY

Form of Government:

Borough Council

Number of Members on Governing Body - 6

PER CAPITA:
 Gross Debt 1,084.77
 Net Debt 372.30
 Debt Service 34.42
 Total Tax Levy 511.12
 Municipal Expenditures 311.00

PER CENT:
 Gross Debt 5.57
 Net Debt 1.91
 Tax Levy Collected 96.53
 Tax Levy Cancelled, Abated or Adjusted .25

EXPENDITURES		REVENUES-REALIZED		1981 PROPERTY TAX	
GENERAL GOVERNMENT				STATE EQUALIZED TAX RATE →	
Governing Body & Public Boards		1981 Property Taxes Collected		Local District School Taxes	1.68
Municipal Clerk		1981 Payments in Lieu of Taxes		Regional & Consolidated School Tax	2,812,916.00
Financial Administration		Delinquent Tax & Lien Collections		School Taxes in Municipal Budget	
Assessment of Taxes	23,691.99	Business Personalty Replacement Taxes		County Taxes	.36
Collection of Taxes	37,250.62	Taxes from Public Utilities		County Library Taxes	.01
Planning, Housing & Development	40,875.00	Other Miscellaneous Tax Revenues		Local Municipal Purpose Taxes	.25
Human Resources	5,648.00	State Aid Revenues		Veteran & Senior Citizen Taxes	
Elections		Federal Aid Revenues		Total Taxes for Rate Computation	2.30
General Administration (other)	230,759.40	State and Local Fiscal Assistance Act Utilized		Special District Taxes	
JUDICIARY		Sale of Acquired Property		Bank Corp. Taxes	6,405.02
Municipal Courts	16,413.00	Other Miscellaneous Revenues		Added and Omitted Taxes	12,249.59
PUBLIC SAFETY		Prior Years Surplus Appropriated		Total Taxes Levied - ABSTRACT	3,680,949.81
Fire Protection	47,375.00	Reserve For Uncollected Taxes		Total Taxes Billed	3,880,335.01
Police Protection	534,488.17	CAPITAL OUTLAY		1981 TAXES COLLECTED	3,745,692.74
Civil Defense & Disaster Control	2,000.00	Public Enterprises		1981 Taxes Cancelled, Abated or Adjusted	9,734.32
Environmental Inspection & Control	23,394.00	Recreation—Culture		Transfer to Tax Title Liens or Foreclosed	21.68
Other Public Safety		Public Works		Balance Outstanding Dec. 31, 1981	124,886.27
PUBLIC WORKS		Buildings and Grounds		PRIOR YEARS TAXES OUTSTANDING	
Streets and Drainage	153,943.00	Library and Education		Balance January 1, 1981	127,633.30
Sewers and Sewage Processing	176,043.55	Conservation		Collected in 1981	127,612.50
Garbage and Trash Disposal	210,800.00	All Other		Cancelled, Abated or Adjusted 1981	
Public Buildings and Grounds	31,312.00	CAPITAL DEBT AUTHORIZED, DECEMBER 31, 1981		Transfers to Tax Title Liens or Foreclosed	20.40
Other Public Works		ISSUED AND UNISSUED		Balance December 31, 1981	
HEALTH and WELFARE		GROSS DEBT		TAX TITLE LIENS OUTSTANDING	
Health Services Except Environmental	45,399.00	NET DEBT		Balance January 1, 1981	31,277.60
Welfare-Public Assistance	5,008.37	SCHOOL		Transfer From Taxes	79.03
Hospitals, Clinics, First Aid		Self-Liquidating		Redeemed in 1981	25,241.01
Animal, Insect, & Rodent Control	2,980.00	Other		Cancelled, Abated or Adjusted (1981)	
Other Welfare Services	1,150.00	Total		Transfers to Foreclosed Property	
RECREATION and CONSERVATION		ISSUED AND OUTSTANDING		Balance December 31, 1981	6,115.62
Beaches and Boardwalks		SCHOOL		PROPERTY ACQUIRED BY DEED OR	
Parks, Playgrounds, Shade Trees	500.00	Self-Liquidating		FORECLOSURE	
Land Reclamation & Conservation		Other		Balance January 1, 1981	71,900.00
Other Recreational Services	54,552.00	Total		Transfers From Taxes or Liens	
EDUCATION (excluding schools)		EQUALIZED VALUATION BASIS		Sale for Cash (1981)	
Libraries	41,000.00	FOR NET DEBT COMPUTATION		Cancelled, Abated or Adjusted (1981)	
Other Educational Services	4,200.00	REAL PROPERTY VALUATIONS		Balance December 31, 1981	71,900.00
STATUTORY EXPENDITURES		Code Class # of Parcels % VAL'N ASSESSED VALUATION		CURRENT FINANCES DECEMBER 31, 1981	
Pensions & F. I. C. A.	57,833.33	1 Vacant Land 145 2.79 1,975,810.00		ASSETS	
Employee Fringe Benefits	48,715.00	2 Residential 1939 73.02 51,721,900.00		Cash Dec. 31, 1981	1,344,293.75
Other Statutory Expenditures	4,000.00	3 Farm 105 12.23 8,662,150.00		Taxes Receivable	124,886.27
CETA And Other Public Employment Programs	5,262.00	4a Commercial 24 8.00 5,662,950.00		Tax Title Liens	6,115.62
MUNICIPAL FUNCTIONS TOTAL	1,846,991.43	4c Apartments 6 3.96 2,805,100.00		Foreclosed Property	71,900.00
CAPITAL IMPROVEMENTS *MEMO*	16,322.00	Total 2219 70,827,910.00		Emergencies & Other Deferred Charges	1,683.53
DEBT SERVICE		Land Area 1.97 Sq. Miles		State and Federal Aid Receivable	
Principal Payments	144,702.66	Net Valuation Taxable-Municipal		Other Receivables	37,196.36
Interest Payments	116,635.47	Net Valuation Taxable-County		Total	1,586,075.53
DEFERRED CHARGES	1,471.75	State Equalized Valuation		LIABILITIES, RESERVES, AND SURPLUS	
SCHOOL, COUNTY, SPECIAL DISTRICT TAXES	3,437,482.65	State Equalization Ratio		Cash Liabilities	150,774.40
RESERVE FOR UNCOLLECTED TAXES	251,619.18			Reserves for Receivables	240,098.25
EXPENDITURES TOTAL	5,798,905.14			Surplus Dec. 31, 1981	1,195,202.88
				Total	1,586,075.53

1904
Population 1980 7,502
Population 1981 7,613
S & P Rating
Moody Rating

General Tax Rate Per \$100. 4.66
State Equalized Tax Rate 2.47

BYRAM TOWNSHIP – SUSSEX COUNTY
Form of Government:
Township Committee
Number of Members on Governing Body – 5

PER CAPITA:
Gross Debt 872.75
Net Debt 110.27
Debt Service 7.42
Total Tax Levy 579.19
Municipal Expenditures 242.66
PER CENT:
Gross Debt 4.23
Net Debt .53
Tax Levy Collected 93.17
Tax Levy Cancelled, Abated or Adjusted .08

EXPENDITURES		REVENUES-REALIZED		1981 PROPERTY TAX	
GENERAL GOVERNMENT				STATE EQUALIZED TAX RATE	
Governing Body & Public Boards		1981 Property Taxes Collected	4,134,809.53	Local District School Taxes	.88 1,563,925.00
Municipal Clerk		1981 Payments in Lieu of Taxes	26,557.29	Regional & Consolidated School Tax	.57 1,019,146.31
Financial Administration	43,370.25	Delinquent Tax & Lien Collections	229,909.89	School Taxes in Municipal Budget	
Assessment of Taxes	18,289.24	Business Personalty Replacement Taxes	31,666.60	County Taxes	.55 * 578,915.97
Collection of Taxes	32,140.30	Taxes from Public Utilities	253,045.00	County Library Taxes	.03 52,169.91
Planning, Housing & Development	19,189.60	Other Miscellaneous Tax Revenues		Local Municipal Purpose Taxes	.43 161,162.70
Human Resources		State Aid Revenues	55,872.21	Veteran & Senior Citizen Taxes	
Elections	1,790.50	Federal Aid Revenues		Total Taxes for Rate Computation	2.46 4,413,819.89
General Administration (other)	220,086.49	State and Local Fiscal Assistance Act Utilized	97,857.00	Special District Taxes	
JUDICIARY		Sale of Acquired Property	2,263.00	Bank Corp. Taxes	3,365.75
Municipal Courts	18,086.06	Other Miscellaneous Revenues	208,315.39	Added and Omitted Taxes	30,712.52
PUBLIC SAFETY		Total	5,040,335.91	Total Taxes Levied - ABSTRACT	4,409,398.56
Fire Protection	37,452.30	Prior Years Surplus Appropriated	370,000.00	Total Taxes Billed	4,409,402.66
Police Protection	364,571.15	REVENUES TOTAL	5,410,335.91	1981 TAXES COLLECTED	4,134,809.53
Civil Defense & Disaster Control	2,291.53	Reserve For Uncollected Taxes	390,551.06	1981 Taxes Cancelled, Abated or Adjusted	3,530.99
Environmental Inspection & Control	26,107.64			Transfer to Tax Title Liens or Foreclosed	47,835.80
Other Public Safety				Balance Outstanding Dec. 31, 1981	223,220.34
PUBLIC WORKS		CAPITAL OUTLAY TOTAL	231,555.30	PRIOR YEARS TAXES OUTSTANDING	
Streets and Drainage	352,507.31	Public Enterprises		Balance January 1, 1981	226,229.57
Sewers and Sewage Processing		Recreation—Culture		Collected in 1981	177,448.13
Garbage and Trash Disposal	14,790.00	Public Works	72,018.85	Cancelled, Abated or Adjusted 1981	7,694.60
Public Buildings and Grounds	27,625.00	Buildings and Grounds	159,576.45	Transfers to Tax Title Liens or Foreclosed	14,997.09
Other Public Works	11,263.00	Library and Education		Balance December 31, 1981	26,090.05
HEALTH and WELFARE		Conservation		TAX TITLE LIENS OUTSTANDING	
Health Services Except Environmental	34,296.51	All Other		Balance January 1, 1981	152,572.53
Welfare-Public Assistance	6,004.00			Transfer From Taxes	68,004.59
Hospitals, Clinics, First Aid		CAPITAL DEBT AUTHORIZED, DECEMBER 31, 1981		Redeemed in 1981	52,461.76
Animal, Insect, & Rodent Control	6,345.95	ISSUED AND UNISSUED		Cancelled, Abated or Adjusted (1981)	323.55
Other Welfare Services		School	5,804,778	Transfers to Foreclosed Property	
RECREATION and CONSERVATION		Self-liquidating		Balance December 31, 1981	165,791.86
Beaches and Boardwalks		Other	839,485	PROPERTY ACQUIRED BY DEED OR FORECLOSURE	
Parks, Playgrounds, Shade Trees	15,981.75	Total	6,644,263	Balance January 1, 1981	273,400.00
Land Reclamation & Conservation	1,441.37	ISSUED AND OUTSTANDING		Transfers From Taxes or Liens	
Other Recreational Services	6,535.66	School	3,861,278.63	Sale for Cash (1981)	
EDUCATION (excluding schools)		Self-Liquidating		Cancelled, Abated or Adjusted (1981)	37,400.00
Libraries	3,000.00	Other	523,000.00	Balance December 31, 1981	236,000.00
Other Educational Services	375.00	Total	4,384,278.63	CURRENT FINANCES DECEMBER 31, 1981	
STATUTORY EXPENDITURES		EQUALIZED VALUATION BASIS FOR NET DEBT COMPUTATION	156,963,547	ASSETS	
Pensions & F. I. C. A.	57,000.00	REAL PROPERTY VALUATIONS		Cash Dec. 31, 1981	655,724.68
Employee Fringe Benefits	32,165.29	Code Class # of Parcels % VAL'N		Taxes Receivable	249,310.43
Other Statutory Expenditures	3,000.00	1 Vacant Land 1061 8.02	7,484,000.00	Tax Title Liens	165,791.86
CETA And Other Public Employment Programs		2 Residential 2544 86.58	80,796,450.00	Foreclosed Property	236,000.00
MUNICIPAL FUNCTIONS TOTAL	1,400,311.96	3 Farm 49 .16	156,150.00	Emergencies & Other Deferred Charges	
CAPITAL IMPROVEMENTS *MEMU*	67,702.00	4a Commercial 57 4.69	4,377,200.00	State and Federal Aid Receivable	15,316.86
DEBT SERVICE		4b Industrial 9 .43	405,400.00	Other Receivables	6,377.26
Principal Payments	45,000.00	4c Apartments 2 .11	105,700.00	Total	1,328,521.09
Interest Payments	11,526.00	Total	93,324,500.00	LIABILITIES, RESERVES, AND SURPLUS	
DEFERRED CHARGES		Land Area 20.60 Sq. Miles		Cash Liabilities	212,210.63
SCHOOL, COUNTY, SPECIAL DISTRICT TAXES	3,614,157.19	Net Valuation Taxable-Municipal	93,975,659	Reserves for Receivables	657,479.55
RESERVE FOR UNCOLLECTED TAXES	390,551.06	Net Valuation Taxable-County	161,585,919	Surplus Dec. 31, 1981	458,830.91
EXPENDITURES TOTAL	5,461,546.21	State Equalized Valuation	176,706,299	Total	1,328,521.09
		State Equalization Ratio	53.01		

0705

Population 1980 7,624
 Population 1981 7,617
 S & P Rating
 Moody Rating A-1

General Tax Rate Per \$100. 5.09
 State Equalized Tax Rate 3.15

CALDWELL TOWNSHIP - ESSEX COUNTY

Form of Government:

Borough Council

Number of Members on Governing Body - 6

PER CAPITA:

Gross Debt 661.46
 Net Debt 419.10
 Debt Service 51.84
 Total Tax Levy 720.37
 Municipal Expenditures 357.80

PER CENT:

Gross Debt 3.39
 Net Debt 2.15
 Tax Levy Collected 98.08
 Tax Levy Cancelled, Abated or Adjusted .03

EXPENDITURES		REVENUES-REALIZED		1981 PROPERTY TAX	
GENERAL GOVERNMENT				STATE EQUALIZED TAX RATE \rightarrow	
Governing Body & Public Boards		1981 Property Taxes Collected	5,371,876.10	Local District School Taxes 1.45	2,527,341.58
Municipal Clerk		1981 Payments in Lieu of Taxes		Regional & Consolidated School Tax	
Financial Administration	47,605.00	Delinquent Tax & Lien Collections	88,254.35	School Taxes in Municipal Budget	
Assessment of Taxes	15,367.00	Business Personalty Replacement Taxes	123,074.36	County Taxes 1.03	1,748,057.66
Collection of Taxes	17,566.00	Taxes from Public Utilities	422,483.00	County Library Taxes	
Planning, Housing & Development	4,000.00	Other Miscellaneous Tax Revenues		Local Municipal Purpose Taxes .66	1,142,707.88
Human Resources	7,600.00	State Aid Revenues	76,511.91	Veteran & Senior Citizen Taxes	42,900.00
Elections	1,341.00	Federal Aid Revenues		Total Taxes for Rate Computation 3.14	5,511,007.12
General Administration (other)	198,936.08	State and Local Fiscal Assistance Act Utilized	41,529.00	Special District Taxes	
JUDICIARY		Sale of Acquired Property		Bank Corp. Taxes	16,381.82
Municipal Courts	36,895.00	Other Miscellaneous Revenues	559,835.16	Added and Omitted Taxes	2,585.72
PUBLIC SAFETY		Total	6,683,563.88	Total Taxes Levied - ABSTRACT	5,467,074.66
Fire Protection	38,750.00	Prior Years Surplus Appropriated	472,000.00	Total Taxes Billed	5,476,946.89
Police Protection	602,565.00	REVENUES TOTAL	7,155,563.88	1981 TAXES COLLECTED	5,371,876.10
Civil Defense & Disaster Control	155.00	Reserve For Uncollected Taxes	214,200.79	1981 Taxes Cancelled, Abated or Adjusted	1,572.41
Environmental Inspection & Control	15,594.00	CAPITAL OUTLAY TOTAL	554,414.18	Transfer to Tax Title Liens or Foreclosed	564.99
Other Public Safety				Balance Outstanding Dec. 31, 1981	102,533.39
PUBLIC WORKS				PRIOR YEARS TAXES OUTSTANDING	
Streets and Drainage	252,506.00	Public Enterprises	130.00	Balance January 1, 1981	89,629.08
Sewers and Sewage Processing	140,000.00	Recreation—Culture	11,577.78	Collected in 1981	88,254.35
Garbage and Trash Disposal	108,396.00	Public Works	283,261.87	Cancelled, Abated or Adjusted 1981	
Public Buildings and Grounds	53,415.00	Buildings and Grounds	215,059.52	Transfers to Tax Title Liens or Foreclosed	
Other Public Works		Library and Education	44,385.01	Balance December 31, 1981	1,374.73
HEALTH and WELFARE		Conservation		TAX TITLE LIENS OUTSTANDING	
Health Services Except Environmental	55,784.00	All Other		Balance January 1, 1981	836.38
Welfare-Public Assistance	13,156.00	CAPITAL DEBT AUTHORIZED, DECEMBER 31, 1981		Transfer From Taxes	564.99
Hospitals, Clinics, First Aid		ISSUED AND UNISSUED	GROSS DEBT	Redeemed in 1981	
Animal, Insect, & Rodent Control		School	1,030,541	Cancelled, Abated or Adjusted (1981)	
Other Welfare Services		Self-liquidating	813,000	Transfers to Foreclosed Property	
RECREATION and CONSERVATION		Other	3,154,800	Balance December 31, 1981	1,401.37
Beaches and Boardwalks		Total	5,038,341	PROPERTY ACQUIRED BY DEED OR FORECLOSURE	
Parks, Playgrounds, Shade Trees				Balance January 1, 1981	100.00
Land Reclamation & Conservation	6,505.00	ISSUED AND OUTSTANDING		Transfers From Taxes or Liens	
Other Recreational Services	104,726.00	School	1,030,541.33	Sale for Cash (1981)	
EDUCATION (excluding schools)		Self-Liquidating	449,000.00	Cancelled, Abated or Adjusted (1981)	
Libraries	139,549.00	Other	3,082,050.00	Balance December 31, 1981	100.00
Other Educational Services	50.00	Total	4,561,591.33	CURRENT FINANCES DECEMBER 31, 1981	
STATUTORY EXPENDITURES		EQUALIZED VALUATION BASIS		ASSETS	
Pensions & F. I. C. A.	174,127.00	FOR NET DEBT COMPUTATION	148,561,185	Cash Dec. 31, 1981	879,353.37
Employee Fringe Benefits	48,000.00	REAL PROPERTY VALUATIONS		Taxes Receivable	104,308.12
Other Statutory Expenditures	7,500.00	Code Class # of Parcels % VAL'N	ASSESSED VALUATION	Tax Title Liens	1,401.37
CETA And Other Public Employment Programs		1 Vacant Land 49 1.02	1,065,400.00	Foreclosed Property	100.00
MUNICIPAL FUNCTIONS TOTAL	2,090,088.08	2 Residential 1506 66.71	69,373,100.00	Emergencies & Other Deferred Charges	15,600.00
CAPITAL IMPROVEMENTS *MEMO*	18,000.00	3 Farm		State and Federal Aid Receivable	
DEBT SERVICE		4a Commercial 187 18.46	19,192,300.00	Other Receivables	357.16
Principal Payments	209,371.00	4b Industrial		Total	1,001,120.02
Interest Payments	185,501.67	4c Apartments 25 13.80	14,355,100.00	LIABILITIES, RESERVES, AND SURPLUS	
		Total 1767	103,985,900.00	Cash Liabilities	191,762.54
DEFERRED CHARGES	26,173.00	Land Area 1.20 Sq. Miles		Reserves for Receivables	106,166.65
SCHOOL, COUNTY, SPECIAL DISTRICT TAXES	4,325,399.24	Net Valuation Taxable-Municipal	107,551,300	Surplus Dec. 31, 1981	703,190.83
RESERVE FOR UNCOLLECTED TAXES	214,200.79	Net Valuation Taxable-County	155,425,201	Total	1,001,120.02
EXPENDITURES TOTAL	7,050,733.78	State Equalized Valuation	171,582,689		
		State Equalization Ratio	61.89		

Population 1980 1,023
 Population 1981 1,015
 S & P Rating
 Moody Rating

General Tax Rate Per \$100. 2.40
 State Equalized Tax Rate 2.59

CALIFON BOROUGH - HUNTERDON CO.
Form of Government:
Borough Council
Number of Members on Governing Body - 6

PER CAPITA:
 Gross Debt 359.37
 Net Debt
 Debt Service 1.92
 Total Tax Levy 691.59
 Municipal Expenditures 250.61

PER CENT:
 Gross Debt 1.52
 Net Debt
 Tax Levy Collected 92.28
 Tax Levy Cancelled, Abated or Adjusted 1.06

EXPENDITURES		REVENUES-REALIZED		1981 PROPERTY TAX	
GENERAL GOVERNMENT				STATE EQUALIZED TAX RATE →	
Governing Body & Public Boards		1981 Property Taxes Collected	644,753.79	Local District School Taxes 1.06	285,803.81
Municipal Clerk		1981 Payments in Lieu of Taxes		Regional & Consolidated School Tax .06	178,496.98
Financial Administration	6,355.00	Delinquent Tax & Lien Collections	39,482.39	School Taxes in Municipal Budget	
Assessment of Taxes	4,300.00	Business Personalty Replacement Taxes	13,530.16	County Taxes .43	114,571.51
Collection of Taxes	5,150.00	Taxes from Public Utilities	52,121.00	County Library Taxes .03	7,351.26
Planning, Housing & Development	3,354.00	Other Miscellaneous Tax Revenues		Local Municipal Purpose Taxes .40	108,667.22
Human Resources		State Aid Revenues	43,156.87	Veteran & Senior Citizen Taxes	11,300.00
Elections		Federal Aid Revenues		Total Taxes for Rate Computation 2.58	706,190.78
General Administration (other)	36,670.00	State and Local Fiscal Assistance Act Utilized	9,754.39	Special District Taxes	
JUDICIARY		Sale of Acquired Property		Bank Corp. Taxes	5,253.26
Municipal Courts	5,450.00	Other Miscellaneous Revenues	27,521.00	Added and Omitted Taxes	1,818.83
PUBLIC SAFETY		Total	830,359.60	Total Taxes Levied - ABSTRACT	701,962.87
Fire Protection	12,344.00	Prior Years Surplus Appropriated		Total Taxes Billed	698,664.97
Police Protection	58,020.00	REVENUES TOTAL	830,359.60	1981 TAXES COLLECTED	644,753.79
Civil Defense & Disaster Control	50.00	Reserve For Uncollected Taxes	41,842.00	1981 Taxes Cancelled, Abated or Adjusted	7,404.41
Environmental Inspection & Control	2,550.00			Transfer to Tax Title Liens or Foreclosed	
Other Public Safety		CAPITAL OUTLAY	TOTAL	Balance Outstanding Dec. 31, 1981	46,506.77
PUBLIC WORKS		Public Enterprises		PRIOR YEARS TAXES OUTSTANDING	
Streets and Drainage	35,211.52	Recreation—Culture		Balance January 1, 1981	41,203.74
Sewers and Sewage Processing	500.00	Public Works		Collected in 1981	39,482.39
Garbage and Trash Disposal	2,740.00	Buildings and Grounds		Cancelled, Abated or Adjusted 1981	1.92
Public Buildings and Grounds	14,600.00	Library and Education		Transfers to Tax Title Liens or Foreclosed	
Other Public Works		Conservation		Balance December 31, 1981	1,719.43
HEALTH and WELFARE		All Other		TAX TITLE LIENS OUTSTANDING	
Health Services Except Environmental	780.00			Balance January 1, 1981	
Welfare-Public Assistance	75.00	CAPITAL DEBT AUTHORIZED, DECEMBER 31, 1981		Transfer From Taxes	
Hospitals, Clinics, First Aid		ISSUED AND UNISSUED	GROSS DEBT	Redeemed in 1981	
Animal, Insect, & Rodent Control		School	364,764	Cancelled, Abated or Adjusted (1981)	
Other Welfare Services		Self-liquidating		Transfers to Foreclosed Property	
RECREATION and CONSERVATION		Other		Balance December 31, 1981	
Beaches and Boardwalks		Total	364,764	PROPERTY ACQUIRED BY DEED OR FORECLOSURE	
Parks, Playgrounds, Shade Trees	250.00	ISSUED AND OUTSTANDING		Balance January 1, 1981	
Land Reclamation & Conservation	850.00	School	364,664.18	Transfers From Taxes or Liens	
Other Recreational Services	2,617.52	Self-liquidating		Sale for Cash (1981)	
EDUCATION (excluding schools)		Other		Cancelled, Abated or Adjusted (1981)	
Libraries		Total	364,664.18	Balance December 31, 1981	
Other Educational Services		EQUALIZED VALUATION BASIS		CURRENT FINANCES DECEMBER 31, 1981	
STATUTORY EXPENDITURES		FOR NET DEBT COMPUTATION	23,928,082	ASSETS	
Pensions & F. I. C. A.	7,610.00	REAL PROPERTY VALUATIONS		Cash Dec. 31, 1981	170,468.91
Employee Fringe Benefits	3,000.00	Code Class # of Parcels % VAL'N	ASSESSED VALUATION	Taxes Receivable	48,226.20
Other Statutory Expenditures	525.00	1 Vacant Land 105 4.19	1,186,000.00	Tax Title Liens	
CETA And Other Public Employment Programs		2 Residential 328 82.95	23,468,500.00	Foreclosed Property	
MUNICIPAL FUNCTIONS	TOTAL	3 Farm 24 2.00	565,710.00	Emergencies & Other Deferred Charges	6,319.39
CAPITAL IMPROVEMENTS	*MEMU*	4a Commercial 32 9.66	2,734,100.00	State and Federal Aid Receivable	201.11
DEBT SERVICE		4b Industrial 5 .78	220,500.00	Other Receivables	1,091.84
Principal Payments	1,520.00	4c Apartments 2 .41	116,000.00	Total	226,307.45
Interest Payments	424.87	Total 496	28,290,810.00	LIABILITIES, RESERVES, AND SURPLUS	
DEFERRED CHARGES		Land Area .90 Sq. Miles		Cash Liabilities	128,423.62
SCHOOL, COUNTY, SPECIAL DISTRICT TAXES	586,223.56	Net Valuation Taxable-Municipal	29,045,839	Reserves for Receivables	49,318.04
RESERVE FOR UNCOLLECTED TAXES	41,842.00	Net Valuation Taxable-County	25,895,669	Surplus Dec. 31, 1981	48,565.79
EXPENDITURES	TOTAL	State Equalized Valuation	26,954,223	Total	226,307.45
		State Equalization Ratio	108.00		

0408

Population 1980 84,910
 Population 1981 84,274
 S & P Rating
 Moody Rating BAA

General Tax Rate Per \$100. 12.30
 State Equalized Tax Rate 6.31

CAMDEN CITY – CAMDEN COUNTY
Form of Government:
Mayor–Council Plan B (OMCL 50)
Number of Members on Governing Body – 7

PFR CAPITA:

Gross Debt 485.25
 Net Debt 110.97
 Debt Service 21.05
 Total Tax Levy 398.42
 Municipal Expenditures 611.22

PER CENT:

Gross Debt 9.17
 Net Debt 2.10
 Tax Levy Collected 85.96
 Tax Levy Cancelled, Abated or Adjusted 2.58

EXPENDITURES		REVENUES-REALIZED		1981 PROPERTY TAX	
GENERAL GOVERNMENT				STATE EQUALIZED TAX RATE 1.92	
Governing Body & Public Boards	207,391.57	1981 Property Taxes Collected	28,912,961.97	Local District School Taxes	10,166,159.50
Municipal Clerk	67,546.86	1981 Payments in Lieu of Taxes	930,775.50	Regional & Consolidated School Tax	
Financial Administration	329,981.44	Delinquent Tax & Lien Collections	1,562,546.87	School Taxes in Municipal Budget	
Assessment of Taxes	265,344.00	Business Personality Replacement Taxes	3,052,369.68	County Taxes	1.19 *
Collection of Taxes	175,629.27	Taxes from Public Utilities	4,796,130.00	County Library Taxes	
Planning, Housing & Development	498,660.60	Other Miscellaneous Tax Revenues	90,000.00	Local Municipal Purpose Taxes	3.20
Human Resources	2,263,985.15	State Aid Revenues	8,700,925.86	Veteran & Senior Citizen Taxes	760,900.00
Elections	148,000.00	Federal Aid Revenues	7,793,724.31	Total Taxes for Rate Computation	6.31
General Administration (other)	3,408,335.87	State and Local Fiscal Assistance Act Utilized	1,584,157.00	Special District Taxes	
JUDICIARY		Sale of Acquired Property		Bank Corp. Taxes	34,849.42
Municipal Courts	277,658.13	Other Miscellaneous Revenues	5,978,377.11	Added and Omitted Taxes	80,146.55
PUBLIC SAFETY		Total	63,802,008.30	Total Taxes Levied - ABSTRACT	33,576,387.46
Fire Protection	7,489,053.29	Prior Years Surplus Appropriated		Total Taxes Billed	33,635,862.39
Police Protection	7,716,784.98	REVENUES TOTAL	63,802,008.30	1981 TAXES COLLECTED	28,912,961.57
Civil Defense & Disaster Control	3,154.29	Reserve For Uncollected Taxes	4,068,050.08	1981 Taxes Cancelled, Abated or Adjusted	866,530.19
Environmental Inspection & Control	156,078.72			Transfer to Tax Title Liens or Foreclosed	1,828,300.10
Other Public Safety	15,303.00			Balance Outstanding Dec. 31, 1981	2,028,070.13
PUBLIC WORKS		CAPITAL OUTLAY TOTAL	463,326.06	PRIOR YEARS TAXES OUTSTANDING	
Streets and Drainage	1,890,650.67	Public Enterprises	419,849.35	Balance January 1, 1981	1,557,239.76
Sewers and Sewage Processing		Recreation—Culture		Collected in 1981	1,115,872.66
Garbage and Trash Disposal	1,463,834.75	Public Works		Cancelled, Abated or Adjusted 1981	41,278.22
Public Buildings and Grounds		Buildings and Grounds		Transfers to Tax Title Liens or Foreclosed	340,058.03
Other Public Works	204,417.63	Library and Education	43,436.71	Balance December 31, 1981	100,030.85
HEALTH and WELFARE		Conservation		TAX TITLE LIENS OUTSTANDING	
Health Services Except Environmental	181,299.10	All Other		Balance January 1, 1981	3,403,412.91
Welfare-Public Assistance	585,827.20			Transfer From Taxes	2,219,738.37
Hospitals, Clinics, First Aid		CAPITAL DEBT AUTHORIZED, DECEMBER 31, 1981		Redeemed in 1981	446,674.21
Animal, Insect, & Rodent Control	296,330.00	ISSUED AND UNISSUED		Cancelled, Abated or Adjusted (1981)	411,748.70
Other Welfare Services		School	23,927,000	Transfers to Foreclosed Property	
RECREATION and CONSERVATION		Self-Liquidating	7,212,000	Balance December 31, 1981	4,764,728.37
Beaches and Boardwalks		Other	9,755,200	PROPERTY ACQUIRED BY DEED OR FORECLOSURE	
Parks, Playgrounds, Shade Trees		Total	40,894,200	Balance January 1, 1981	15,077,185.00
Land Reclamation & Conservation	43,115.95			Transfers From Taxes or Liens	
Other Recreational Services	3,000.00	ISSUED AND OUTSTANDING		Sole for Cash (1981)	276,980.00
EDUCATION (excluding schools)		School	16,041,000.00	Cancelled, Abated or Adjusted (1981)	
Libraries	105,000.00	Self-Liquidating	6,652,000.00	Balance December 31, 1981	14,800,203.00
Other Educational Services		Other	6,489,000.00	CURRENT FINANCES DECEMBER 31, 1981	
STATUTORY EXPENDITURES		Total	29,182,000.00	ASSETS	
Pensions & F. I. C. A.	5,886,528.57	EQUALIZED VALUATION BASIS		Cash Dec. 31, 1981	1,603,916.14
Employee Fringe Benefits	1,500,000.00	FOR NET DEBT COMPUTATION	446,173,248	Taxes Receivable	2,128,100.98
Other Statutory Expenditures	100,000.00	REAL PROPERTY VALUATIONS		Tax Title Liens	4,764,728.37
CETA and Other Public Employment Programs	7,446,216.27	Code Class # of Parcels % VAL'N		Foreclosed Property	14,800,203.00
MUNICIPAL FUNCTIONS TOTAL	40,735,127.31	1 Vacant Land 2418 1.32	3,163,675.00	Emergencies & Other Deferred Charges	249,159.42
CAPITAL IMPROVEMENTS *MEMO*	45,493.71	2 Residential 22521 54.97	132,094,510.00	State and Federal Aid Receivable	115,249.53
DEBT SERVICE		3 Farm		Other Receivables	5,248,711.43
Principal Payments	516,500.00	4a Commercial 1988 22.42	53,885,391.00	Total	28,913,069.27
Interest Payments	1,257,300.72	4b Industrial 175 16.65	40,013,870.00	LIABILITIES, RESERVES, AND SURPLUS	
		4c Apartments 164 4.64	11,143,025.00	Cash Liabilities	6,130,173.70
		Total 27266	240,300,471.00	Reserves for Receivables	22,358,683.46
DEFERRED CHARGES		Land Area 8.68 Sq. Miles		Surplus Dec. 31, 1981	424,212.11
SCHOOL, COUNTY, SPECIAL DISTRICT TAXES	16,464,200.45	Net Valuation Taxable-Municipal	272,087,656	Total	28,913,069.27
RESERVE FOR UNCOLLECTED TAXES	4,068,090.08	Net Valuation Taxable-County	531,088,355		
EXPENDITURES TOTAL	67,973,957.53	State Equalized Valuation	502,548,491		
		State Equalization Ratio	51.27		

0502

Population 1980 4,853
 Population 1981 4,584
 S & P Rating
 Moody Rating DAA

General Tax Rate Per \$100. 3.22
 State Equalized Tax Rate 1.99

CAPE MAY CITY – CAPE MAY COUNTY
Form of Government:
Council-Manager (1923)
Number of Members on Governing Body – 3

PER CAPITA: Gross Debt 1,515.77
 Net Debt 842.28
 Debt Service 71.04
 Total Tax Levy 754.40
 Municipal Expenditures 751.08

PER CENT: Gross Debt 4.83
 Net Debt 2.69
 Tax Levy Collected 90.04
 Tax Levy Cancelled, Abated or Adjusted .09

EXPENDITURES		REVENUES-REALIZED		1981 PROPERTY TAX	
GENERAL GOVERNMENT				STATE EQUALIZED TAX RATE → .34	
Governing Body & Public Boards		1981 Property Taxes Collected 3,384,749.33		Local District School Taxes .34	627,822.00
Municipal Clerk	56,952.00	1981 Payments in Lieu of Taxes 36,657.67		Regional & Consolidated School Tax .50	937,929.81
Financial Administration	40,322.00	Delinquent Tax & Lien Collections 253,352.83		School Taxes in Municipal Budget	
Assessment of Taxes	102,241.00	Business Personalty Replacement Taxes 108,826.36		County Taxes .36	672,925.82
Collection of Taxes	36,912.00	Taxes from Public Utilities 228,336.00		County Library Taxes .02	39,594.49
Planning, Housing & Development	3,200.00	Other Miscellaneous Tax Revenues 31,584.74		Local Municipal Purpose Taxes .76	1,421,224.20
Human Resources	68,305.00	State Aid Revenues		Veteran & Senior Citizen Taxes	50,450.00
Elections		Federal Aid Revenues 136,224.81		Total Taxes for Rate Computation 1.90	3,750,346.32
General Administration (other)	471,561.61	State and Local Fiscal Assistance Act Utilized 4,550.00		Special District Taxes	
JUDICIARY		Sale of Acquired Property 502,553.20		Bank Corp. Taxes	638.25
Municipal Courts	58,622.00	Other Miscellaneous Revenues		Added and Omitted Taxes	59,411.78
PUBLIC SAFETY		Total 5,086,914.94		Total Taxes Levied - ABSTRACT	3,759,946.35
Fire Protection	176,854.00	Prior Years Surplus Appropriated 958,641.85		Total Taxes Billed	3,759,246.22
Police Protection	616,236.00	REVENUES TOTAL 6,045,556.79		1981 TAXES COLLECTED	3,384,749.33
Civil Defense & Disaster Control	4,000.00	Reserve For Uncollected Taxes 360,126.10		1981 Taxes Cancelled, Abated or Adjusted	3,264.10
Environmental Inspection & Control	41,120.00	CAPITAL OUTLAY TOTAL 725,003.29		Transfer to Tax Title Liens or Foreclosed	19,100.69
Other Public Safety		Public Enterprises 265,587.05		Balance Outstanding Dec. 31, 1981	352,134.10
PUBLIC WORKS		Recreation—Culture 41,837.67		PRIOR YEARS TAXES OUTSTANDING	
Streets and Drainage	332,128.52	Public Works 288,558.71		Balance January 1, 1981	222,389.01
Sewers and Sewage Processing		Buildings and Grounds 129,019.86		Collected in 1981	217,225.52
Garbage and Trash Disposal	3,000.00	All Other		Cancelled, Abated or Adjusted 1981	1,462.66
Public Buildings and Grounds	341,085.81	CAPITAL DEBT AUTHORIZED, DECEMBER 31, 1981		Transfers to Tax Title Liens or Foreclosed	3,639.52
Other Public Works				Balance December 31, 1981	60.91
HEALTH and WELFARE				TAX TITLE LIENS OUTSTANDING	
Health Services Except Environmental	16,998.00			Balance January 1, 1981	51,377.69
Welfare-Public Assistance	9,149.00			Transfer From Taxes	23,250.74
Hospitals, Clinics, First Aid				Redeemed in 1981	36,167.31
Animal, Insect, & Radent Control	2,000.00			Cancelled, Abated or Adjusted (1981)	
Other Welfare Services				Transfers to Foreclosed Property	3,594.04
RECREATION and CONSERVATION				Balance December 31, 1981	34,467.08
Beaches and Boardwalks	222,593.00			PROPERTY ACQUIRED BY DEED OR FORECLOSURE	
Parks, Playgrounds, Shade Trees	4,950.00			Balance January 1, 1981	87,567.96
Land Reclamation & Conservation	450.00			Transfers From Taxes or Liens	3,994.04
Other Recreational Services	53,624.00			Sale for Cash (1981)	
EDUCATION (excluding schools)				Cancelled, Abated or Adjusted (1981)	15,700.00
Libraries	39,241.00			Balance December 31, 1981	75,862.00
Other Educational Services				CURRENT FINANCES DECEMBER 31, 1981	
STATUTORY EXPENDITURES				ASSETS	
Pensions & F. I. C. A.	206,418.00			Cash Dec. 31, 1981	1,016,692.59
Employee Fringe Benefits				Taxes Receivable	352,195.01
Other Statutory Expenditures	19,000.00			Tax Title Liens	34,467.08
CETA And Other Public Employment Programs				Foreclosed Property	75,862.00
MUNICIPAL FUNCTIONS				Emergencies & Other Deferred Charges	55,369.18
CAPITAL IMPROVEMENTS	116,000.00			State and Federal Aid Receivable	
DEBT SERVICE				Other Receivables	31,862.28
Principal Payments	200,000.00			Total	1,606,448.14
Interest Payments	154,077.84			LIABILITIES, RESERVES, AND SURPLUS	
DEFERRED CHARGES				Cash Liabilities	460,051.67
SCHOOL, COUNTY, SPECIAL DISTRICT TAXES	95,833.09			Reserves for Receivables	454,366.37
RESERVE FOR UNCOLLECTED TAXES	2,278,672.12			Surplus Dec. 31, 1981	652,010.10
EXPENDITURES TOTAL	6,022,072.09			Total	1,606,448.14

0503

Population 1980 255
 Population 1981 265
 S & P Rating
 Moody Rating

General Tax Rate Per \$100.
 1.58
 State Equalized Tax Rate
 .84

CAPE MAY POINT BORO. - CAPE MAY CO.

Form of Government:

Commission (1911)

Number of Members on Governing Body - 3

PER CAPITA:

Gross Debt 418.75
 Net Debt 418.75
 Debt Service 62.31
 Total Tax Levy 1,201.94
 Municipal Expenditures 1,329.63

PER CENT:

Gross Debt .37
 Net Debt .37
 Tax Levy Collected 97.17
 Tax Levy Cancelled, Abated or Adjusted .25

EXPENDITURES		REVENUES-REALIZED		1981 PROPERTY TAX	
GENERAL GOVERNMENT		1981 Property Taxes Collected 309,939.11		STATE EQUALIZED TAX RATE .11 41,435.00	
Governing Body & Public Boards	5,575.00	1981 Payments in Lieu of Taxes	13,389.32	Local District School Taxes	120,043.19
Municipal Clerk	7,350.00	Delinquent Tax & Lien Collections	235.92	Regional & Consolidated School Tax	7,485.95
Financial Administration	21,900.00	Business Personalty Replacement Taxes	16,404.00	School Taxes in Municipal Budget	139,741.37
Assessment of Taxes	6,850.00	Taxes from Public Utilities	50,000.00	County Taxes	9,050.00
Collection of Taxes	1,843.64	Other Miscellaneous Tax Revenues	2,615.70	Local Municipal Purpose Taxes	323,755.51
Planning, Housing & Development	500.00	State Aid Revenues	7,174.70	Veteran & Senior Citizen Taxes	
Human Resources	31,075.00	Federal Aid Revenues	122,034.69	Total Taxes for Rate Computation	
Elections	2,875.00	State and Local Fiscal Assistance Act Utilized	521,753.44	Special District Taxes	
General Administration (other)	2,700.00	Sale of Acquired Property	25,000.00	Bank Corp. Taxes	
JUDICIARY	26,700.00	Other Miscellaneous Revenues	546,753.44	Added and Omitted Taxes	5,808.35
Municipal Courts	5,200.00	Total	19,201.76	Total Taxes Levied - ABSTRACT	318,513.66
PUBLIC SAFETY	450.00	Prior Years Surplus Appropriated	14,505.03	Total Taxes Billed	318,977.10
Fire Protection	5,000.00	REVENUES TOTAL	546,753.44	1981 TAXES COLLECTED	309,939.11
Police Protection	72,474.70	Reserve For Uncollected Taxes	19,201.76	1981 Taxes Cancelled, Abated or Adjusted	811.80
Civil Defense & Disaster Control	12,000.00	CAPITAL OUTLAY TOTAL	19,201.76	Transfer to Tax Title Liens or Foreclosed	
Environmental Inspection & Control	46,200.00	Public Enterprises		Balance Outstanding Dec. 31, 1981	8,226.19
Other Public Safety	5,000.00	Recreation—Culture		PRIOR YEARS TAXES OUTSTANDING	
PUBLIC WORKS		Public Works	19,201.76	Balance January 1, 1981	13,778.74
Streets and Drainage		Buildings and Grounds		Collected in 1981	13,389.32
Sewers and Sewage Processing		Library and Education		Cancelled, Abated or Adjusted 1981	
Garbage and Trash Disposal		Conservation		Transfers to Tax Title Liens or Foreclosed	
Public Buildings and Grounds		All Other		Balance December 31, 1981	389.42
Other Public Works		CAPITAL DEBT AUTHORIZED, DECEMBER 31, 1981		TAX TITLE LIENS OUTSTANDING	
HEALTH and WELFARE		ISSUED AND UNISSUED		Balance January 1, 1981	
Health Services Except Environmental	3,700.00	GROSS DEBT		Transfer From Taxes	
Welfare-Public Assistance	100.00	NET DEBT		Redeemed in 1981	
Hospitals, Clinics, First Aid	50.00	School		Cancelled, Abated or Adjusted (1981)	
Animal, Insect, & Rodent Control		Self-liquidating	110,970	Transfers to Foreclosed Property	
Other Welfare Services		Other	110,970	Balance December 31, 1981	
RECREATION and CONSERVATION		Total	110,970	PROPERTY ACQUIRED BY DEED OR FORECLOSURE	
Beaches and Boardwalks	31,700.00	ISSUED AND OUTSTANDING		Balance January 1, 1981	13,575.00
Parks, Playgrounds, Shade Trees	1,700.00	School		Transfers From Taxes or Liens	
Land Reclamation & Conservation		Self-Liquidating	110,970.00	Sale for Cash (1981)	
Other Recreational Services		Other	110,970.00	Cancelled, Abated or Adjusted (1981)	
EDUCATION (excluding schools)		Total	110,970.00	Balance December 31, 1981	13,575.00
Libraries	100.00	EQUALIZED VALUATION BASIS		CURRENT FINANCES DECEMBER 31, 1981	
Other Educational Services	8,100.00	FOR NET DEBT COMPUTATION	30,326,672	ASSETS	
STATUTORY EXPENDITURES		REAL PROPERTY VALUATIONS		Cash Dec. 31, 1981	123,830.26
Pensions & F. I. C. A.	750.00	Code Class # of Parcels % VAL'N		Taxes Receivable	8,615.61
Employee Fringe Benefits		1 Vacant Land 237 13.70	2,715,000.00	Tax Title Liens	
Other Statutory Expenditures	300,893.34	2 Residential 448 84.98	16,843,100.00	Foreclosed Property	13,575.00
CETA And Other Public Employment Programs	3,000.00	3 Farm		Emergencies & Other Deferred Charges	34,973.73
MUNICIPAL FUNCTIONS TOTAL		4a Commercial 2 .68	134,400.00	State and Federal Aid Receivable	51,037.17
CAPITAL IMPROVEMENTS *MEMU*		4b Industrial		Other Receivables	196.61
DEBT SERVICE		4c Apartments 2 .64	127,000.00	Total	232,228.38
Principal Payments	10,000.00	Total 689	19,819,500.00	LIABILITIES, RESERVES, AND SURPLUS	
Interest Payments	6,512.96	Land Area .30 Sq. Miles		Cash Liabilities	98,804.29
DEFERRED CHARGES	20,440.00	Net Valuation Taxable-Municipal	19,862,292	Reserves for Receivables	22,387.22
SCHOOL, COUNTY, SPECIAL DISTRICT TAXES	174,964.14	Net Valuation Taxable-County	29,945,773	Surplus Dec. 31, 1981	111,036.87
RESERVE FOR UNCOLLECTED TAXES	14,505.03	State Equalized Valuation	37,213,647	Total	232,228.38
EXPENDITURES TOTAL	527,315.47	State Equalization Ratio	53.32		

Population 1980 6,166
Population 1981 6,153
S & P Rating
Moody Rating A

General Tax Rate Per \$100. 1.36
State Equalized Tax Rate 1.26

CARLSTADT BOROUGH - BERGEN COUNTY
Form of Government:
Borough Council
Number of Members on Governing Body - 6

PER CAPITA:

Gross Debt 1,298.13
Net Debt 841.25
Debt Service 49.14
Total Tax Levy 999.73
Municipal Expenditures 523.91

PER CENT:

Gross Debt 1.84
Net Debt 1.19
Tax Levy Collected 97.70
Tax Levy Cancelled, Abated or Adjusted .37

EXPENDITURES		REVENUES-REALIZED		1981 PROPERTY TAX	
GENERAL GOVERNMENT				STATE EQUALIZED TAX RATE	
Governing Body & Public Boards	20,000.00	1981 Property Taxes Collected	6,031,336.69	Local District School Taxes .32	1,562,045.00
Municipal Clerk	40,300.00	1981 Payments in Lieu of Taxes		Regional & Consolidated School Tax .30	1,453,466.03
Financial Administration	17,500.00	Delinquent Tax & Lien Collections	126,321.83	School Taxes in Municipal Budget	
Assessment of Taxes	68,849.00	Business Personalty Replacement Taxes	349,043.56	County Taxes .34	1,641,119.89
Collection of Taxes	34,847.38	Taxes from Public Utilities	772,372.00	County Library Taxes	
Planning, Housing & Development	2,060.13	Other Miscellaneous Tax Revenues		Local Municipal Purpose Taxes .29	1,443,140.50
Human Resources		State Aid Revenues	58,831.70	Veteran & Senior Citizen Taxes	70,450.00
Elections	1,625.70	Federal Aid Revenues	22,400.64	Total Taxes for Rate Computation 1.25	6,190,221.42
General Administration (other)	267,825.82	State and Local Fiscal Assistance Act Utilized	125,367.84	Special District Taxes	
JUDICIARY		Sale of Acquired Property		Bank Corp. Taxes	16,196.54
Municipal Courts	23,367.51	Other Miscellaneous Revenues	242,715.04	Added and Omitted Taxes	15,356.21
PUBLIC SAFETY		Total	7,728,389.30	Total Taxes Levied - ABSTRACT	6,151,324.17
Fire Protection	185,759.48	Prior Years Surplus Appropriated	200,000.00	Total Taxes Billed	6,173,569.54
Police Protection	750,596.77	REVENUES	TOTAL	1981 TAXES COLLECTED	6,031,336.69
Civil Defense & Disaster Control	1,750.00	Reserve For Uncollected Taxes	315,642.26	1981 Taxes Cancelled, Abated or Adjusted	22,678.16
Environmental Inspection & Control	26,845.29	CAPITAL OUTLAY	TOTAL	Transfer to Tax Title Liens or Foreclosed	8,030.80
Other Public Safety			1,199,623.15	Balance Outstanding Dec. 31, 1981	111,523.89
PUBLIC WORKS		Public Enterprises		PRIOR YEARS TAXES OUTSTANDING	
Streets and Drainage	211,529.09	Recreation—Culture		Balance January 1, 1981	194,317.04
Sewers and Sewage Processing	97,802.00	Public Works	402,654.85	Collected in 1981	119,021.69
Gorbage and Trosh Disposal	128,835.55	Buildings and Grounds	796,968.30	Cancelled, Abated or Adjusted 1981	
Public Buildings and Grounds	200,860.00	Library and Education		Transfers to Tax Title Liens or Foreclosed	12,842.99
Other Public Works		Conservation		Balance December 31, 1981	62,452.36
HEALTH and WELFARE		All Other		TAX TITLE LIENS OUTSTANDING	
Health Services Except Environmental	20,840.00	CAPITAL DEBT AUTHORIZED, DECEMBER 31, 1981		Balance January 1, 1981	30,418.80
Welfare-Public Assistance	4,305.00	ISSUED AND UNISSUED	GROSS DEBT	Transfer From Taxes	22,875.66
Hospitals, Clinics, First Aid		School	2,810,231	Redeemed in 1981	7,300.14
Animal, Insect, & Rodent Control		Self-liquidating	5,177,181	Cancelled, Abated or Adjusted (1981)	
Other Welfare Services		Other	7,987,412	Transfers to Foreclosed Property	
RECREATION and CONSERVATION		Total	7,987,412	Balance December 31, 1981	45,994.32
Beaches and Boardwalks		ISSUED AND OUTSTANDING		PROPERTY ACQUIRED BY DEED OR FORECLOSURE	
Parks, Playgrounds, Shode Trees		School	2,810,231.42	Balance January 1, 1981	300.00
Land Reclamation & Conservation		Self-Liquidating		Transfers From Taxes or Liens	
Other Recreational Services	45,710.00	Other	4,314,075.00	Sale for Cash (1981)	
EDUCATION (excluding schools)		Total	7,124,306.42	Cancelled, Abated or Adjusted (1981)	
Libraries	161,915.00	EQUALIZED VALUATION BASIS		Balance December 31, 1981	300.00
Other Educational Services		FOR NET DEBT COMPUTATION	435,116,137	CURRENT FINANCES DECEMBER 31, 1981	
STATUTORY EXPENDITURES		REAL PROPERTY VALUATIONS		ASSETS	
Pensions & F. I. C. A.	185,672.82	Code Class # of Parcels % VAL'N	ASSESSED VALUATION	Cash Dec. 31, 1981	538,396.48
Employee Fringe Benefits	79,988.70	1 Vacant Land 128 7.12	32,057,000.00	Taxes Receivable	173,976.25
Other Statutory Expenditures	9,500.00	2 Residential 1459 19.38	87,234,200.00	Tax Title Liens	45,994.32
CETA And Other Public Employment Programs	12,000.00	3 Form		Foreclosed Property	300.00
MUNICIPAL FUNCTIONS	TOTAL	4a Commercial 152 14.84	66,798,900.00	Emergencies & Other Deferred Charges	10,600.00
CAPITAL IMPROVEMENTS	*MEMO*	4b Industrial 266 58.02	261,212,700.00	State and Federal Aid Receivable	
DEBT SERVICE		4c Apartments 16 .64	2,872,200.00	Other Receivables	59,900.18
Principal Payments	181,700.00	Total 2021	450,175,000.00	Total	829,167.23
Interest Payments	120,686.33	Land Area 4.20 Sq. Miles		LIABILITIES, RESERVES, AND SURPLUS	
DEFERRED CHARGES	5,300.00	Net Valuation Taxable-Municipal	452,784,804	Cash Liabilities	191,268.64
SCHOOL, COUNTY, SPECIAL DISTRICT TAXES	4,676,630.92	Net Valuation Taxable-County	469,375,612	Reserves for Receivables	280,170.75
RESERVE FOR UNCOLLECTED TAXES	315,642.26	State Equalized Valuation	489,253,780	Surplus Dec. 31, 1981	357,727.84
EXPENDITURES	TOTAL	State Equalization Ratio	92.52	Total	829,167.23

Population 1980 8,396
 Population 1981 8,422
 S & P Rating
 Moody Rating

General Tax Rate Per \$100. 4.21
 State Equalized Tax Rate 2.95

CARNEYS POINT TWP. - SALEM COUNTY
Form of Government:
Township Committee
Number of Members on Governing Body - 5

PER CAPITA:
 Gross Debt 262.44
 Net Debt 66.23
 Debt Service 8.04
 Total Tax Levy 370.66
 Municipal Expenditures 198.03

PER CENT:
 Gross Debt 2.23
 Net Debt .36
 Tax Levy Collected 85.83
 Tax Levy Cancelled, Abated or Adjusted

EXPENDITURES		REVENUES-REALIZED		1981 PROPERTY TAX	
GENERAL GOVERNMENT				STATE EQUALIZED TAX RATE →	
Governing Body & Public Boards	7,500.00	1981 Property Taxes Collected	2,674,869.32	Local District School Taxes	
Municipal Clerk	8,740.00	1981 Payments in Lieu of Taxes		Regional & Consolidated School Tax	1.86
Financial Administration	35,860.00	Delinquent Tax & Lien Collections	377,269.09	School Taxes in Municipal Budget	
Assessment of Taxes	11,200.00	Business Personalty Replacement Taxes	276,951.52	County Taxes	.92
Collection of Taxes	24,280.00	Taxes from Public Utilities	422,905.00	County Library Taxes	
Planning, Housing & Development	8,975.00	Other Miscellaneous Tax Revenues		Local Municipal Purpose Taxes	.16
Human Resources		State Aid Revenues	54,839.41	Veteran & Senior Citizen Taxes	
Elections		Federal Aid Revenues		Total Taxes for Rate Computation	2.94
General Administration (other)	78,187.00	State and Local Fiscal Assistance Act Utilized	75,156.08	Special District Taxes	
JUDICIARY		Sole of Acquired Property		Bank Corp. Taxes	
Municipal Courts	33,745.00	Other Miscellaneous Revenues	208,918.71	Added and Omitted Taxes	
PUBLIC SAFETY		Total	4,090,585.13	Total Taxes Levied - ABSTRACT	
Fire Protection	37,275.00	Prior Years Surplus Appropriated	325,000.00	Total Taxes Billed	
Police Protection	439,848.48	REVENUES TOTAL	4,415,589.13	1981 TAXES COLLECTED	
Civil Defense & Disaster Control	100.00	Reserve For Uncollected Taxes	347,031.90	1981 Taxes Cancelled, Abated or Adjusted	
Environmental Inspection & Control	12,250.00			Transfer to Tax Title Liens or Foreclosed	
Other Public Safety				Balance Outstanding Dec. 31, 1981	
PUBLIC WORKS		CAPITAL OUTLAY TOTAL	110,832.55		
Streets and Drainage	164,070.00	Public Enterprises		PRIOR YEARS TAXES OUTSTANDING	
Sewers and Sewage Processing		Recreation—Culture		Balance January 1, 1981	
Garbage and Trash Disposal	102,260.00	Public Works	100,382.55	Collected in 1981	
Public Buildings and Grounds	20,125.00	Buildings and Grounds	10,450.00	Cancelled, Abated or Adjusted 1981	
Other Public Works		Library and Education		Transfers to Tax Title Liens or Foreclosed	
HEALTH and WELFARE		Conservation		Balance December 31, 1981	
Health Services Except Environmental	3,250.00	All Other		TAX TITLE LIENS OUTSTANDING	
Welfare-Public Assistance	5,500.00			Balance January 1, 1981	
Hospitals, Clinics, First Aid	5,450.00	CAPITAL DEBT AUTHORIZED, DECEMBER 31, 1981		Transfer From Taxes	
Animal, Insect, & Rodent Control	407.39	ISSUED AND UNISSUED		Redeemed in 1981	
Other Welfare Services		GROSS DEBT		Cancelled, Abated or Adjusted (1981)	
RECREATION and CONSERVATION		School	1,652,499	Transfers to Foreclosed Property	
Beaches and Boardwalks		Self-liquidating		Balance December 31, 1981	
Parks, Playgrounds, Shade Trees	1,100.00	Other	557,750	PROPERTY ACQUIRED BY DEED OR FORECLOSURE	
Land Reclamation & Conservation		Total	2,210,249	Balance January 1, 1981	
Other Recreational Services	3,350.00	ISSUED AND OUTSTANDING		Transfers From Taxes or Liens	
EDUCATION (excluding schools)		School		Sale for Cash (1981)	
Libraries	2,000.00	Self-Liquidating		Cancelled, Abated or Adjusted (1981)	
Other Educational Services		Other		Balance December 31, 1981	
STATUTORY EXPENDITURES		Total	1,920,249.18	CURRENT FINANCES DECEMBER 31, 1981	
Pensions & F. I. C. A.	88,915.00	EQUALIZED VALUATION BASIS		ASSETS	
Employee Fringe Benefits	32,600.00	FOR NET DEBT COMPUTATION		Cash Dec. 31, 1981	
Other Statutory Expenditures	17,100.00	REAL PROPERTY VALUATIONS		Taxes Receivable	
CETA And Other Public Employment Programs		Code Class # of Parcels % VAL'N		Tax Title Liens	
MUNICIPAL FUNCTIONS TOTAL	1,209,087.87	1 Vacant Land 600 4.70		Foreclosed Property	
CAPITAL IMPROVEMENTS *MEMU*	1,500.00	2 Residential 2208 65.01		Emergencies & Other Deferred Charges	
DEBT SERVICE		3 Farm 250 4.11		State and Federal Aid Receivable	
Principal Payments	60,000.00	4a Commercial 131 7.89		Other Receivables	
Interest Payments	7,689.08	4b Industrial 10 8.57		Total	
		4c Apartments 13 9.72		LIABILITIES, RESERVES, AND SURPLUS	
		Total 3272		Cash Liabilities	
DEFERRED CHARGES	44,012.97	Land Area 17.90 Sq. Miles		Reserves for Receivables	
SCHOOL, COUNTY, SPECIAL DISTRICT TAXES	2,544,301.15	Net Valuation Taxable-Municipal		Surplus Dec. 31, 1981	
RESERVE FOR UNCOLLECTED TAXES	347,031.90	Net Valuation Taxable-County		Total	
EXPENDITURES TOTAL	4,611,882.97	State Equalized Valuation			
		State Equalization Ratio			

Population 1980 20,598
Population 1981 20,490
S & P Rating
Moody Rating A

General Tax Rate Per \$100. 3.31
State Equalized Tax Rate 2.78

CARTERET BOROUGH - MIDDLESEX CO.
Form of Government:
Borough Council
Number of Members on Governing Body - 6

PER CAPITA:
Gross Debt 213.18
Net Debt 137.43
Debt Service 14.74
Total Tax Levy 546.92
Municipal Expenditures 309.05

PER CENT:
Gross Debt 1.18
Net Debt .76
Tax Levy Collected 92.59
Tax Levy Cancelled, Abated or Adjusted

EXPENDITURES		REVENUES-REALIZED		1981 PROPERTY TAX	
GENERAL GOVERNMENT				STATE EQUALIZED TAX RATE → 1.47	
Governing Body & Public Boards		1981 Property Taxes Collected	10,370,331.36	Local District School Taxes	5,925,021.30
Municipal Clerk		1981 Payments in Lieu of Taxes		Regional & Consolidated School Tax	
Financial Administration	11,500.00	Delinquent Tax & Lien Collections	358,793.46	School Taxes in Municipal Budget	
Assessment of Taxes	30,075.00	Business Personalty Replacement Taxes	893,875.92	County Taxes	2,451,207.92
Collection of Taxes	11,756.45	Taxes from Public Utilities	1,070,558.00	County Library Taxes	
Planning, Housing & Development	86,400.00	Other Miscellaneous Tax Revenues		Local Municipal Purpose Taxes	2,802,483.97
Human Resources	124,774.00	State Aid Revenues	336,553.07	Veteran & Senior Citizen Taxes	235,200.00
Elections	7,965.00	Federal Aid Revenues		Total Taxes for Rate Computation	11,413,913.19
General Administration (other)	341,695.00	State and Local Fiscal Assistance Act Utilized	252,452.30	Special District Taxes	
JUDICIARY		Sale of Acquired Property		Bank Corp. Taxes	24,283.30
Municipal Courts	59,915.00	Other Miscellaneous Revenues	322,462.31	Added and Omitted Taxes	3,293.45
PUBLIC SAFETY		Total	13,605,426.42	Total Taxes Levied - ABSTRACT	11,206,289.54
Fire Protection	555,325.00	Prior Years Surplus Appropriated	370,000.00	Total Taxes Billed	11,159,986.63
Police Protection	1,253,582.30	REVENUES TOTAL	13,575,426.42	1981 TAXES COLLECTED	10,370,331.36
Civil Defense & Disaster Control	500.00	Reserve For Uncollected Taxes	654,843.22	1981 Taxes Cancelled, Abated or Adjusted	
Environmental Inspection & Control	56,670.00	CAPITAL OUTLAY TOTAL	64,815.29	Transfer to Tax Title Liens or Foreclosed	
Other Public Safety				Balance Outstanding Dec. 31, 1981	829,655.27
PUBLIC WORKS				PRIOR YEARS TAXES OUTSTANDING	
Streets and Drainage	320,840.00	Public Enterprises		Balance January 1, 1981	1,192,044.51
Sewers and Sewage Processing	365,250.00	Recreation—Culture		Collected in 1981	349,161.55
Garbage and Trash Disposal	308,635.00	Public Works	64,713.45	Cancelled, Abated or Adjusted 1981	
Public Buildings and Grounds	213,455.00	Buildings and Grounds	101.84	Transfers to Tax Title Liens or Foreclosed	
Other Public Works		Library and Education		Balance December 31, 1981	842,882.96
HEALTH and WELFARE		Conservation		TAX TITLE LIENS OUTSTANDING	
Health Services Except Environmental	95,150.00	All Other		Balance January 1, 1981	120,974.55
Welfare-Public Assistance	51,195.00	CAPITAL DEBT AUTHORIZED, DECEMBER 31, 1981		Transfer From Taxes	
Hospitals, Clinics, First Aid		ISSUED AND UNISSUED		Redeemed in 1981	9,631.51
Animal, Insect, & Rodent Control		School	1,382,000	Cancelled, Abated or Adjusted (1981)	
Other Welfare Services		Self-liquidating	2,986,000	Transfers to Foreclosed Property	
RECREATION and CONSERVATION		Other	2,816,000	Balance December 31, 1981	111,342.64
Beaches and Boardwalks		Total	4,368,000	PROPERTY ACQUIRED BY DEED OR FORECLOSURE	
Parks, Playgrounds, Shade Trees	191,420.00	ISSUED AND OUTSTANDING		Balance January 1, 1981	1,284,100.00
Land Reclamation & Conservation		School	1,382,000.00	Transfers From Taxes or Liens	
Other Recreational Services	153,920.00	Self-Liquidating	1,936,000.00	Sale for Cash (1981)	
EDUCATION (excluding schools)		Other	3,318,000.00	Cancelled, Abated or Adjusted (1981)	
Libraries	113,082.62	Total		Balance December 31, 1981	1,284,100.00
Other Educational Services		EQUALIZED VALUATION BASIS		CURRENT FINANCES DECEMBER 31, 1981	
STATUTORY EXPENDITURES		FOR NET DEBT COMPUTATION	370,013,039	ASSETS	
Pensions & F. I. C. A.	501,920.20	REAL PROPERTY VALUATIONS		Cash Dec. 31, 1981	657,220.42
Employee Fringe Benefits	200,582.84	Code Class # of Parcels % VAL'N		Taxes Receivable	1,072,538.23
Other Statutory Expenditures	18,000.00	1 Vacant Land 277 2.02	8,752,000.00	Tax Title Liens	111,342.64
CETA And Other Public Employment Programs		2 Residential 4861 59.53	199,218,300.00	Foreclosed Property	1,284,100.00
MUNICIPAL FUNCTIONS		3 Farm		Emergencies & Other Deferred Charges	54,487.00
CAPITAL IMPROVEMENTS *MEMO*	47,247.00	4a Commercial 227 11.56	38,695,600.00	State and Federal Aid Receivable	
DEBT SERVICE		4b Industrial 93 25.47	85,240,900.00	Other Receivables	25,030.76
Principal Payments	210,000.00	4c Apartments 3 .82	2,733,000.00	Total	3,804,719.05
Interest Payments	92,025.75	Total 5461	334,639,800.00	LIABILITIES, RESERVES, AND SURPLUS	
DEFERRED CHARGES		Land Area 4.30 Sq. Miles		Cash Liabilities	485,272.38
SCHOOL, COUNTY, SPECIAL DISTRICT TAXES	8,376,229.22	Net Valuation Taxable-Municipal	338,268,676	Reserves for Receivables	3,083,011.63
RESERVE FOR UNCOLLECTED TAXES	854,843.22	Net Valuation Taxable-County	467,414,853	Surplus Dec. 31, 1981	236,435.04
EXPENDITURES TOTAL	14,708,706.80	State Equalized Valuation	402,090,377	Total	3,804,719.05
		State Equalization Ratio	63.59		

Population 1980 12,600
 Population 1981 12,589
 S & P Rating
 Moody Rating A

General Tax Rate Per \$100. 3.38
 State Equalized Tax Rate 2.35

CEDAR GROVE TOWNSHIP - ESSEX CO.

Form of Government:

Council-Manager Plan B (OMCL 50)

Number of Members on Governing Body - 5

PER CAPITA:

Gross Debt 296.10
 Net Debt 151.93
 Debt Service 9.58
 Total Tax Levy 656.02
 Municipal Expenditures 276.35

PER CENT:

Gross Debt 1.23
 Net Debt .63
 Tax Levy Collected 97.29
 Tax Levy Cancelled, Abated or Adjusted .63

EXPENDITURES		REVENUES-REALIZED		1981 PROPERTY TAX	
GENERAL GOVERNMENT				STATE EQUALIZED TAX RATE 1.42	
Governing Body & Public Boards	7,375.00	1981 Property Taxes Collected 8,002,642.66		Local District School Taxes	4,878,880.00
Municipal Clerk	48,810.00	1981 Payments in Lieu of Taxes		Regional & Consolidated School Tax	
Financial Administration	78,544.00	Delinquent Tax & Lien Collections 106,577.23		School Taxes in Municipal Budget	
Assessment of Taxes	34,471.00	Business Personalty Replacement Taxes 169,251.16		County Taxes	1,800,811.27
Collection of Taxes	41,124.00	Taxes from Public Utilities 650,452.00		County Library Taxes	
Planning, Housing & Development	22,310.00	Other Miscellaneous Tax Revenues		Local Municipal Purpose Taxes	1,271,005.33
Human Resources		State Aid Revenues 141,360.53		Veteran & Senior Citizen Taxes	92,950.00
Elections	9,371.00	Federal Aid Revenues		Total Taxes for Rate Computation	8,123,646.60
General Administration (other)	334,652.61	State and Local Fiscal Assistance Act Utilized 371,383.85		Special District Taxes	90,000.00
JUDICIARY		Sole of Acquired Property		Bank Corp. Taxes	22,710.30
Municipal Courts	38,702.35	Other Miscellaneous Revenues 940,823.05		Added and Omitted Taxes	115,200.19
PUBLIC SAFETY		Total 10,382,450.48		Total Taxes Levied - ABSTRACT	8,258,607.09
Fire Protection	152,675.01	Prior Years Surplus Appropriated 561,076.00		Total Taxes Billed	8,225,352.26
Police Protection	768,341.45	REVENUES TOTAL 10,943,566.48		1981 TAXES COLLECTED	8,002,642.66
Civil Defense & Disaster Control	6,815.00	Reserve For Uncollected Taxes 324,466.60		1981 Taxes Cancelled, Abated or Adjusted	52,149.16
Environmental Inspection & Control	25,589.00	CAPITAL OUTLAY TOTAL 674,610.47		Transfer to Tax Title Liens or Foreclosed	1,484.28
Other Public Safety		Public Enterprises 69,151.50		Balance Outstanding Dec. 31, 1981	169,076.16
PUBLIC WORKS		Recreation—Culture 352,621.69		PRIOR YEARS TAXES OUTSTANDING	
Streets and Drainage	424,281.80	Buildings and Grounds 252,757.28		Balance January 1, 1981	113,199.82
Sewers and Sewage Processing		Library and Education		Collected in 1981	106,577.23
Garbage and Trash Disposal	90,175.00	Conservation		Cancelled, Abated or Adjusted 1981	
Public Buildings and Grounds	111,381.38	All Other		Transfers to Tax Title Liens or Foreclosed	
Other Public Works	11,011.75	CAPITAL DEBT AUTHORIZED, DECEMBER 31, 1981		Balance December 31, 1981	6,622.59
HEALTH and WELFARE		ISSUED AND UNISSUED GROSS DEBT NET DEBT		TAX TITLE LIENS OUTSTANDING	
Health Services Except Environmental	52,619.00	School 161,000		Balance January 1, 1981	2,854.71
Welfare-Public Assistance	11,361.00	Self-liquidating 1,840,000 186,000		Transfer From Taxes	1,484.28
Hospitals, Clinics, First Aid		Other 1,726,650 1,726,650		Redeemed in 1981	
Animal, Insect, & Rodent Control		Total 3,727,650 1,912,650		Cancelled, Abated or Adjusted (1981)	
Other Welfare Services		ISSUED AND OUTSTANDING		Transfers to Foreclosed Property	
RECREATION and CONSERVATION		School 161,000.00		Balance December 31, 1981	4,338.59
Beaches and Boardwalks		Self-Liquidating 1,840,000.00		PROPERTY ACQUIRED BY DEED OR FORECLOSURE	
Parks, Playgrounds, Shade Trees	77,653.00	Other 1,467,250.00		Balance January 1, 1981	377,900.00
Land Reclamation & Conservation	200.00	Total 3,468,250.00		Transfers From Taxes or Liens	
Other Recreational Services	125,873.00	EQUALIZED VALUATION BASIS FOR NET DEBT COMPUTATION 303,653,855		Sale for Cash (1981)	
EDUCATION (excluding schools)		REAL PROPERTY VALUATIONS		Cancelled, Abated or Adjusted (1981)	
Libraries	228,964.00	Code Class # of Parcels % VAL'N ASSESSED VALUATION		Balance December 31, 1981	377,900.00
Other Educational Services	500.00	1 Vacant Land 252 5.24 12,395,200.00		CURRENT FINANCES DECEMBER 31, 1981	
STATUTORY EXPENDITURES		2 Residential 3081 71.66 169,621,500.00		ASSETS	
Pensions & F. I. C. A.	225,488.00	3 Farm 5 .20 478,800.00		Cash Dec. 31, 1981	6,402,941.45
Employee Fringe Benefits	74,835.00	4a Commercial 99 9.79 23,165,000.00		Taxes Receivable	175,698.75
Other Statutory Expenditures	7,500.00	4b Industrial 43 8.28 19,607,500.00		Tax Title Liens	4,338.59
CETA And Other Public Employment Programs		4c Apartments 7 4.83 11,424,600.00		Foreclosed Property	377,900.00
MUNICIPAL FUNCTIONS TOTAL 3,014,623.35		Total 3487 236,692,600.00		Emergencies & Other Deferred Charges	7,200.00
CAPITAL IMPROVEMENTS *MEMO* 10,000.00		Land Area 4.50 Sq. Miles		State and Federal Aid Receivable	8,135.43
DEBT SERVICE		Net Valuation Taxable-Municipal 237,972,600		Other Receivables	4,500.00
Principal Payments 65,000.00		Net Valuation Taxable-County 159,226,276		Total 6,980,714.62	
Interest Payments 55,630.03		State Equalized Valuation 341,895,244		LIABILITIES, RESERVES, AND SURPLUS	
DEFERRED CHARGES 19,276.84		State Equalization Ratio 69.49		Cash Liabilities 4,904,625.07	
SCHOOL, COUNTY, SPECIAL DISTRICT TAXES 6,845,691.27				Reserves for Receivables 557,937.74	
RESERVE FOR UNCOLLECTED TAXES 324,400.60				Surplus Dec. 31, 1981 1,518,151.81	
EXPENDITURES TOTAL 10,328,688.09				Total 6,980,714.62	

General Tax Rate Per \$100. 2.12
State Equalized Tax Rate 2.13

CHATHAM BOROUGH – MORRIS COUNTY
Form of Government:
 Borough Council
Number of Members on Governing Body – 6

PER CAPITA:		PER CENT:	
Grass Debt	196.64	Grass Debt	.60
Net Debt	105.81	Net Debt	.50
Debt Service	11.74	Tax Levy Collected	98.40
Total Tax Levy	774.70	Tax Levy Cancelled, Abated	
Municipal Expenditures	335.37	or Adjusted	.05

EXPENDITURES		REVENUES-REALIZED		1981 PROPERTY TAX	
GENERAL GOVERNMENT				STATE EQUALIZED TAX RATE \rightarrow	
Governing Body & Public Boards		1981 Property Taxes Collected	6,403,873.51	Local District School Taxes	1.42
Municipal Clerk	5,300.00	1981 Payments in Lieu of Taxes		Regional & Consolidated School Tax	
Financial Administration	17,100.00	Delinquent Tax & Lien Collections	105,250.08	School Taxes in Municipal Budget	
Assessment of Taxes	23,635.00	Business Personalty Replacement Taxes	120,077.40	County Taxes	.35
Collection of Taxes	12,643.90	Taxes from Public Utilities	374,207.00	County Library Taxes	
Planning, Housing & Development		Other Miscellaneous Tax Revenues		Local Municipal Purpose Taxes	.36
Human Resources		State Aid Revenues	82,883.75	Veteran & Senior Citizen Taxes	
Elections		Federal Aid Revenues	5,735.95	Total Taxes for Rate Computation	2.13
General Administration (other)	277,301.10	State and Local Fiscal Assistance Act Utilized	83,217.27	Special District Taxes	
JUDICIARY		Sole of Acquired Property		Bank Corp. Taxes	
Municipal Courts	25,355.00	Other Miscellaneous Revenues	458,087.39	Added and Omitted Taxes	
PUBLIC SAFETY		Total	7,693,372.35	Total Taxes Levied - ABSTRACT	
Fire Protection	121,866.00	Prior Years Surplus Appropriated	873,000.00	Total Taxes Billed	
Police Protection	573,400.00	REVENUES	8,566,372.35	1981 TAXES COLLECTED	
Civil Defense & Disaster Control	6,025.00	Reserve For Uncollected Taxes	613,243.53	1981 Taxes Cancelled, Abated or Adjusted	
Environmental Inspection & Control	33,630.00	CAPITAL OUTLAY	671,924.98	Transfer to Tax Title Liens or Foreclosed	
Other Public Safety		TOTAL	871,924.98	Balance Outstanding Dec. 31, 1981	
PUBLIC WORKS				PRIOR YEARS TAXES OUTSTANDING	
Streets and Drainage	386,002.50	Public Enterprises	18,213.53	Balance January 1, 1981	
Sewers and Sewage Processing	150,500.00	Recreation—Culture		Collected in 1981	
Garbage and Trash Disposal		Public Works	695,434.30	Cancelled, Abated or Adjusted 1981	
Public Buildings and Grounds	17,050.00	Buildings and Grounds	158,277.15	Transfers to Tax Title Liens or Foreclosed	
Other Public Works	26,448.27	Library and Education		Balance December 31, 1981	
HEALTH and WELFARE		Conservation		TAX TITLE LIENS OUTSTANDING	
Health Services Except Environmental	17,810.00	All Other		Balance January 1, 1981	
Welfare-Public Assistance	1,950.00	CAPITAL DEBT AUTHORIZED, DECEMBER 31, 1981		Transfer From Taxes	
Hospitals, Clinics, First Aid		ISSUED AND UNISSUED		Redeemed in 1981	
Animal, Insect, & Radent Control	11,028.10	School	262,500	Cancelled, Abated or Adjusted (1981)	
Other Welfare Services		Self-liquidating		Transfers to Foreclosed Property	
RECREATION and CONSERVATION		Other	1,411,500	Balance December 31, 1981	
Beaches and Boardwalks	24,265.00	Total	1,674,000	PROPERTY ACQUIRED BY DEED OR FORECLOSURE	
Parks, Playgrounds, Shade Trees	915.00	ISSUED AND OUTSTANDING		Balance January 1, 1981	
Land Reclamation & Conservation	53,940.00	School	262,500.00	Transfers From Taxes or Liens	
Other Recreational Services		Self-liquidating		Sale for Cash (1981)	
EDUCATION (excluding schools)		Other	1,128,000.00	Cancelled, Abated or Adjusted (1981)	
Libraries	128,340.00	Total	1,390,500.00	Balance December 31, 1981	
Other Educational Services		EQUALIZED VALUATION BASIS		CURRENT FINANCES DECEMBER 31, 1981	
STATUTORY EXPENDITURES		FOR NET DEBT COMPUTATION	279,789,488	ASSETS	
Pensions & F. I. C. A.	162,489.56	REAL PROPERTY VALUATIONS		Cash Dec. 31, 1981	
Employee Fringe Benefits	35,332.00	Code Class # of Parcels % VAL'N	ASSESSED VALUATION	Taxes Receivable	
Other Statutory Expenditures	5,000.00	1 Vacant Land 95 1.22	3,754,400.00	Tax Title Liens	
CETA And Other Public Employment Programs	3,152.00	2 Residential 2517 78.91	243,034,400.00	Foreclosed Property	
MUNICIPAL FUNCTIONS	2,120,478.83	3 Farm 2 .01	17,200.00	Emergencies & Other Deferred Charges	
CAPITAL IMPROVEMENTS	2,516.25	4a Commercial 136 15.17	46,710,800.00	State and Federal Aid Receivable	
DEBT SERVICE		4b Industrial 25 1.20	3,680,600.00	Other Receivables	
Principal Payments	73,000.00	4c Apartments 11 3.50	10,783,700.00	Total	
Interest Payments	26,973.00	Total	307,581,100.00	LIABILITIES, RESERVES, AND SURPLUS	
DEFERRED CHARGES	21,300.00	Land Area 2.35 Sq. Miles		Cash Liabilities	
SCHOOL, COUNTY, SPECIAL DISTRICT TAXES	5,445,865.17	Net Valuation Taxable-Municipal	309,182,492	Reserves for Receivables	
RESERVE FOR UNCOLLECTED TAXES	613,243.53	Net Valuation Taxable-County	322,962,220	Surplus Dec. 31, 1981	
EXPENDITURES	8,300,860.53	State Equalized Valuation	308,347,512	Total	
		State Equalization Ratio	100.30		

Population 1980 8,883
 Population 1981 8,856
 S & P Rating
 Moody Rating AA-1

General Tax Rate Per \$100. 2.28
 State Equalized Tax Rate 2.15

CHATHAM TOWNSHIP - MORRIS COUNTY
Form of Government:
Township Committee
Number of Members on Governing Body - 5

PER CAPITA
 Gross Debt 704.13
 Net Debt 171.90
 Debt Service 18.01
 Total Tax Levy 900.83
 Municipal Expenditures 369.95

PER CENT:
 Gross Debt 1.88
 Net Debt .46
 Tax Levy Collected 98.36
 Tax Levy Cancelled, Abated or Adjusted .15

EXPENDITURES		REVENUES-REALIZED		1981 PROPERTY TAX	
GENERAL GOVERNMENT				STATE EQUALIZED TAX RATE →	
Governing Body & Public Boards		1981 Property Taxes Collected	7,874,612.38	Local District School Taxes 1.39	5,160,966.00
Municipal Clerk		1981 Payments in Lieu of Taxes		Regional & Consolidated School Tax	
Financial Administration		Delinquent Tax & Lien Collections	112,654.59	School Taxes in Municipal Budget	
Assessment of Taxes	23,740.00	Business Personalty Replacement Taxes	32,063.88	County Taxes .34	1,263,854.56
Collection of Taxes	44,890.82	Taxes from Public Utilities	572,964.00	County Library Taxes	
Planning, Housing & Development	34,183.80	Other Miscellaneous Tax Revenues		Local Municipal Purpose Taxes .41	1,519,275.12
Human Resources		State Aid Revenues	57,470.57	Veteran & Senior Citizen Taxes	51,400.00
Elections	2,750.00	Federal Aid Revenues		Total Taxes for Rate Computation 2.14	7,995,496.08
General Administration (other)	453,588.50	State and Local Fiscal Assistance Act Utilized	39,288.50	Special District Taxes	
JUDICIARY		Sale of Acquired Property		Bank Corp. Taxes	6,988.84
Municipal Courts	15,980.00	Other Miscellaneous Revenues	787,568.36	Added and Omitted Taxes	26,692.62
PUBLIC SAFETY		Total	9,476,663.08	Total Taxes Levied - ABSTRACT	7,977,777.54
Fire Protection	90,000.00	Prior Years Surplus Appropriated	449,707.48	Total Taxes Billed	8,005,748.68
Police Protection	676,968.17	REVENUES TOTAL	9,926,370.56	1981 TAXES COLLECTED	7,874,612.38
Civil Defense & Disaster Control	3,778.76	Reserve For Uncollected Taxes	479,114.46	1981 Taxes Cancelled, Abated or Adjusted	12,062.80
Environmental Inspection & Control	26,193.93	CAPITAL OUTLAY TOTAL	38,917.71	Transfer to Tax Title Liens or Foreclosed	12,745.36
Other Public Safety				Balance Outstanding Dec. 31, 1981	106,328.14
PUBLIC WORKS				PRIOR YEARS TAXES OUTSTANDING	
Streets and Drainage	640,696.90	Public Enterprises		Balance January 1, 1981	117,785.69
Sewers and Sewage Processing	87,780.00	Recreation—Culture		Collected in 1981	108,100.71
Garbage and Trash Disposal		Public Works	38,107.71	Cancelled, Abated or Adjusted 1981	.60
Public Buildings and Grounds	35,053.25	Buildings and Grounds	810.00	Transfers to Tax Title Liens or Foreclosed	5,908.75
Other Public Works		Library and Education		Balance December 31, 1981	3,715.83
HEALTH and WELFARE		Conservation		TAX TITLE LIENS OUTSTANDING	
Health Services Except Environmental	16,769.24	All Other		Balance January 1, 1981	28,577.34
Welfare-Public Assistance	1,450.00	CAPITAL DEBT AUTHORIZED, DECEMBER 31, 1981		Transfer From Taxes	19,407.67
Hospitals, Clinics, First Aid	200.00	ISSUED AND UNISSUED GROSS DEBT		Redeemed in 1981	4,534.28
Animal, Insect, & Rodent Control	3,400.00	School	4,676,000	Cancelled, Abated or Adjusted (1981)	
Other Welfare Services		Self-liquidating	161,000	Transfers to Foreclosed Property	
RECREATION and CONSERVATION		Other	1,398,800	Balance December 31, 1981	43,450.73
Beaches and Boardwalks		Total	6,235,800	PROPERTY ACQUIRED BY DEED OR FORECLOSURE	
Parks, Playgrounds, Shade Trees	16,040.10	ISSUED AND OUTSTANDING		Balance January 1, 1981	6,450.00
Land Reclamation & Conservation		School	4,676,000.00	Transfers From Taxes or Liens	
Other Recreational Services		Self-liquidating	161,000.00	Sale for Cash (1981)	
EDUCATION (excluding schools)		Other	1,192,000.00	Cancelled, Abated or Adjusted (1981)	
Libraries	135,525.00	Total	6,029,000.00	Balance December 31, 1981	6,450.00
Other Educational Services		EQUALIZED VALUATION BASIS FOR NET DEBT COMPUTATION	330,901,572	CURRENT FINANCES DECEMBER 31, 1981	
STATUTORY EXPENDITURES		REAL PROPERTY VALUATIONS		ASSETS	
Pensions & F. I. C. A.	173,900.00	Code Class # of Parcels % VAL'N		Cash Dec. 31, 1981	1,307,299.32
Employee Fringe Benefits	47,750.00	1 Vacant Land 301 2.21	7,721,700.00	Taxes Receivable	110,043.97
Other Statutory Expenditures	10,000.00	2 Residential 2566 87.82	306,593,900.00	Tax Title Liens	43,450.73
CETA And Other Public Employment Programs		3 Farm 23 .45	1,551,050.00	Foreclosed Property	6,450.00
MUNICIPAL FUNCTIONS TOTAL	2,544,638.47	4a Commercial 27 4.93	17,200,700.00	Emergencies & Other Deferred Charges	127,800.00
CAPITAL IMPROVEMENTS *MEMO*		4b Industrial 1 .06	218,200.00	State and Federal Aid Receivable	
DEBT SERVICE		4c Apartments 3 4.53	15,825,600.00	Other Receivables	15,294.97
Principal Payments	100,000.00	Total 2921	349,111,150.00	Total	1,610,338.99
Interest Payments	59,530.00	Land Area 9.10 Sq. Miles		LIABILITIES, RESERVES, AND SURPLUS	
DEFERRED CHARGES	93,023.60	Net Valuation Taxable-Municipal	349,956,599	Cash Liabilities	613,607.68
SCHOOL, COUNTY, SPECIAL DISTRICT TAXES	6,424,820.96	Net Valuation Taxable-County	380,747,090	Reserves for Receivables	175,239.67
RESERVE FOR UNCOLLECTED TAXES	479,114.46	State Equalized Valuation	371,100,021	Surplus Dec. 31, 1981	821,491.34
EXPENDITURES TOTAL	9,701,127.49	State Equalization Ratio	54.29	Total	1,610,338.99

0409

Population 1980 68,785
 Population 1981 69,161
 S & P Rating AAA
 Moody Rating AA

General Tax Rate Per \$100.

4.32

State Equalized Tax Rate

2.96

CHERRY HILL TOWNSHIP - CAMDEN CO.**Form of Government:****Mayor-Council Plan B (OMCL 50)****Number of Members on Governing Body - 7****PER CAPITA:**

Gross Debt 594.86
 Net Debt 349.06
 Debt Service 28.47
 Total Tax Levy 790.38
 Municipal Expenditures 224.33

PER CENT:

Gross Debt 2.74
 Net Debt 1.61
 Tax Levy Collected 96.07
 Tax Levy Cancelled, Abated or Adjusted .69

EXPENDITURES		REVENUES-REALIZED		1981 PROPERTY TAX	
GENERAL GOVERNMENT				STATE EQUALIZED TAX RATE	
Governing Body & Public Boards	107,867.87	1981 Property Taxes Collected	52,527,173.98	Local District School Taxes 1.75	30,027,436.63
Municipal Clerk	146,229.88	1981 Payments in Lieu of Taxes		Regional & Consolidated School Tax	
Financial Administration	131,795.11	Delinquent Tax & Lien Collections	980,324.29	School Taxes in Municipal Budget	
Assessment of Taxes	187,121.72	Business Personalty Replacement Taxes	1,206,985.32	County Taxes 1.02	17,512,499.08
Collection of Taxes	136,449.63	Taxes from Public Utilities	3,880,608.00	County Library Taxes	
Planning, Housing & Development	118,376.20	Other Miscellaneous Tax Revenues	2,239.97	Local Municipal Purpose Taxes .18	3,050,000.00
Human Resources		State Aid Revenues	530,910.07	Veteran & Senior Citizen Taxes	449,650.00
Elections		Federal Aid Revenues	96,206.52	Total Taxes for Rate Computation 2.95	51,039,585.71
General Administration (other)	1,127,394.66	State and Local Fiscal Assistance Act Utilized	521,275.39	Special District Taxes	2,117,553.57
JUDICIARY		Sale of Acquired Property		Bank Corp. Taxes	65,434.24
Municipal Courts	181,577.75	Other Miscellaneous Revenues	2,260,237.87	Added and Omitted Taxes	1,890,298.68
PUBLIC SAFETY		Total	62,005,961.41	Total Taxes Levied - ABSTRACT	54,663,222.20
Fire Protection		Prior Years Surplus Appropriated	2,635,640.00	Total Taxes Billed	54,677,387.74
Police Protection	3,544,474.31	REVENUES TOTAL	64,641,601.41	1981 TAXES COLLECTED	52,527,173.98
Civil Defense & Disaster Control	9,900.00	Reserve For Uncollected Taxes	2,293,446.55	1981 Taxes Cancelled, Abated or Adjusted	378,656.12
Environmental Inspection & Control	234,730.84	CAPITAL OUTLAY TOTAL	4,140,371.70	Transfer to Tax Title Liens or Foreclosed	138,080.70
Other Public Safety				Balance Outstanding Dec. 31, 1981	1,633,470.54
PUBLIC WORKS				PRIOR YEARS TAXES OUTSTANDING	
Streets and Drainage	665,141.53	Public Enterprises	467,144.24	Balance January 1, 1981	1,339,190.12
Sewers and Sewage Processing	329,407.11	Recreation—Culture	40,564.66	Collected in 1981	768,028.09
Gorbage and Trash Disposal	522,668.89	Public Works	3,498,574.29	Cancelled, Abated or Adjusted 1981	338,407.72
Public Buildings and Grounds	213,858.48	Buildings and Grounds	133,666.51	Transfers to Tax Title Liens or Foreclosed	154,920.42
Other Public Works	1,087,565.60	Library and Education		Balance December 31, 1981	77,833.89
HEALTH and WELFARE		Conservation		TAX TITLE LIENS OUTSTANDING	
Health Services Except Environmental	290,351.26	All Other		Balance January 1, 1981	386,923.23
Welfare-Public Assistance	15,790.96	CAPITAL DEBT AUTHORIZED, DECEMBER 31, 1981		Transfer From Taxes	319,125.69
Hospitals, Clinics, First Aid		ISSUED AND UNISSUED		Redeemed in 1981	212,296.20
Animal, Insect, & Rodent Control		School	10,547,000	Cancelled, Abated or Adjusted (1981)	1,954.62
Other Welfare Services	42,602.50	Self-Liquidating	6,452,900	Transfers to Foreclosed Property	
RECREATION and CONSERVATION		Other	24,141,082	Balance December 31, 1981	451,798.10
Beaches and Boardwalks		Total	41,140,983	PROPERTY ACQUIRED BY DEED OR FORECLOSURE	
Parks, Playgrounds, Shade Trees	20,900.00	ISSUED AND OUTSTANDING		Balance January 1, 1981	316,907.00
Land Reclamation & Conservation		School	10,547,000.00	Transfers From Taxes or Liens	
Other Recreational Services	157,101.19	Self-Liquidating	5,258,700.00	Sale for Cash (1981)	
EDUCATION (excluding schools)		Other	20,664,229.00	Cancelled, Abated or Adjusted (1981)	
Libraries	491,400.00	Total	36,469,929.00	Balance December 31, 1981	316,907.00
Other Educational Services		EQUALIZED VALUATION BASIS		CURRENT FINANCES DECEMBER 31, 1981	
STATUTORY EXPENDITURES		FOR NET DEBT COMPUTATION	1,500,482,300	ASSETS	
Pensions & F. I. C. A.	797,194.96	REAL PROPERTY VALUATIONS		Cash Dec. 31, 1981	7,823,712.16
Employee Fringe Benefits	306,834.00	Code Class # of Parcels % VAL'N		Taxes Receivable	1,711,310.83
Other Statutory Expenditures	35,505.00	1 Vacant Land 1736 2.96	34,268,550.00	Tax Title Liens	451,798.10
CETA And Other Public Employment Programs	350,000.00	2 Residential 18848 66.04	764,528,475.00	Foreclosed Property	316,907.00
MUNICIPAL FUNCTIONS TOTAL	11,252,239.45	3 Farm 78 .18	2,137,750.00	Emergencies & Other Deferred Charges	
CAPITAL IMPROVEMENTS *MLMD*	38,600.00	4a Commercial 638 23.00	266,312,055.00	State and Federal Aid Receivable	94,430.50
DEBT SERVICE		4b Industrial 117 4.78	55,376,150.00	Other Receivables	59,365.41
Principal Payments	824,000.00	4c Apartments 16 3.03	35,061,200.00	Total	10,497,524.00
Interest Payments	1,145,150.60	Total 21433	1,157,684,160.00	LIABILITIES, RESERVES, AND SURPLUS	
DEFERRED CHARGES		Land Area 24.18 Sq. Miles		Cash Liabilities	3,735,040.07
SCHOOL, COUNTY, SPECIAL DISTRICT TAXES	49,657,489.28	Net Valuation Taxable-Municipal	1,170,615,899	Reserves for Receivables	2,579,381.34
RESERVE FOR UNCOLLECTED TAXES	2,293,446.55	Net Valuation Taxable-County	1,535,897,068	Surplus Dec. 31, 1981	4,183,102.59
EXPENDITURES TOTAL	65,172,325.88	State Equalized Valuation	1,705,205,042	Total	10,497,524.00
		State Equalization Ratio	68.41		

0410

Population 1980 1,590
 Population 1981 1,610
 S & P Rating
 Moody Rating

General Tax Rate Per \$100.

3.41
 State Equalized Tax Rate
 2.92

CHESILHURST BOROUGH - CAMDEN CO.**Form of Government:****Borough Council****Number of Members on Governing Body - 6****PER CAPITA:**

Gross Debt 424.37
 Net Debt 125.35
 Debt Service
 Total Tax Levy 330.55
 Municipal Expenditures 235.91

PER CENT:

Gross Debt 4.28
 Net Debt 1.26
 Tax Levy Collected 78.09
 Tax Levy Cancelled, Abated
 or Adjusted

EXPENDITURES		REVENUES-REALIZED		1981 PROPERTY TAX	
GENERAL GOVERNMENT				STATE EQUALIZED TAX RATE →	
Governing Body & Public Boards		1981 Property Taxes Collected	415,607.21	Local District School Taxes .83	152,547.35
Municipal Clerk	8,642.50	1981 Payments in Lieu of Taxes		Regional & Consolidated School Tax .73	133,625.30
Financial Administration	2,214.91	Delinquent Tax & Lien Collections	97,911.92	School Taxes in Municipal Budget	
Assessment of Taxes	7,603.00	Business Personalty Replacement Taxes	5,739.52	County Taxes 1.04 *	189,299.32
Collection of Taxes	30,820.83	Taxes from Public Utilities	80,818.00	County Library Taxes .02	4,251.18
Planning, Housing & Development	1,500.00	Other Miscellaneous Tax Revenues		Local Municipal Purpose Taxes .28	51,108.91
Human Resources	1,572.42	State Aid Revenues	39,810.86	Veteran & Senior Citizen Taxes	3,850.00
Elections	47,570.85	Federal Aid Revenues	2,419.48	Total Taxes for Rate Computation 2.90	534,682.06
General Administration (other)		State and Local Fiscal Assistance Act Utilized	16,509.00	Special District Taxes	
JUDICIARY	7,458.63	Sale of Acquired Property	66,341.02	Bank Corp. Taxes	1,351.74
Municipal Courts		Other Miscellaneous Revenues	725,157.01	Added and Omitted Taxes	532,183.80
PUBLIC SAFETY		Total	725,157.01	Total Taxes Levied - ABSTRACT	532,183.80
Fire Protection	4,629.00	Prior Years Surplus Appropriated	50,000.00	Total Taxes Billed	415,607.21
Police Protection	46,211.00	REVENUES TOTAL	775,157.01	1981 TAXES COLLECTED	
Civil Defense & Disaster Control	105.00	Reserve For Uncollected Taxes	121,725.76	1981 Taxes Cancelled, Abated or Adjusted	
Environmental Inspection & Control		CAPITAL OUTLAY TOTAL	4,000.00	Transfer to Tax Title Liens or Foreclosed	20,038.00
Other Public Safety				Balance Outstanding Dec. 31, 1981	96,538.59
PUBLIC WORKS	14,100.00	Public Enterprises		PRIOR YEARS TAXES OUTSTANDING	
Streets and Drainage		Recreation—Culture		Balance January 1, 1981	51,408.74
Sewers and Sewage Processing	15,757.35	Public Works	4,000.00	Collected in 1981	72,561.89
Garbage and Trash Disposal	10,145.05	Buildings and Grounds		Cancelled, Abated or Adjusted 1981	
Public Buildings and Grounds	12,900.00	Library and Education		Transfers to Tax Title Liens or Foreclosed	7,967.86
Other Public Works		Conservation		Balance December 31, 1981	10,878.99
HEALTH and WELFARE	1.00	All Other		TAX TITLE LIENS OUTSTANDING	
Health Services Except Environmental	2,530.00	CAPITAL DEBT AUTHORIZED, DECEMBER 31, 1981		Balance January 1, 1981	50,680.53
Welfare-Public Assistance		ISSUED AND UNISSUED		Transfer From Taxes	28,795.14
Hospitals, Clinics, First Aid	700.00	School	679,428	Redeemed in 1981	25,350.03
Animal, Insect, & Rodent Control		Self-liquidating	3,800	Cancelled, Abated or Adjusted (1981)	
Other Welfare Services		Other	3,800	Transfers to Foreclosed Property	
RECREATION and CONSERVATION	2,030.46	Total	683,228	Balance December 31, 1981	54,125.64
Beaches and Boardwalks		ISSUED AND OUTSTANDING		PROPERTY ACQUIRED BY DEED OR FORECLOSURE	
Parks, Playgrounds, Shade Trees		School	679,428.10	Balance January 1, 1981	74,956.78
Land Reclamation & Conservation		Self-Liquidating		Transfers From Taxes or Liens	
Other Recreational Services		Other		Sale for Cash (1981)	10,700.00
EDUCATION (excluding schools)		Total	679,428.10	Cancelled, Abated or Adjusted (1981)	
Libraries		EQUALIZED VALUATION BASIS		Balance December 31, 1981	64,256.78
Other Educational Services		FOR NET DEBT COMPUTATION	15,355,670	CURRENT FINANCES DECEMBER 31, 1981	
STATUTORY EXPENDITURES	9,015.27	REAL PROPERTY VALUATIONS		ASSETS	
Pensions & F. I. C. A.	1,157.00	Code Class # of Parcels % VAL'N		Cash Dec. 31, 1981	180,740.30
Employee Fringe Benefits	2,623.11	1 Vacant Land 497 15.37	2,370,650.00	Taxes Receivable	107,417.58
Other Statutory Expenditures	229,287.38	2 Residential 396 78.22	12,062,700.00	Tax Title Liens	54,125.64
CETA And Other Public Employment Programs		3 Farm		Foreclosed Property	64,256.78
MUNICIPAL FUNCTIONS		4a Commercial 18 4.87	751,000.00	Emergencies & Other Deferred Charges	1,860.00
CAPITAL IMPROVEMENTS		4b Industrial 2 .97	149,700.00	State and Federal Aid Receivable	29,887.93
DEBT SERVICE		4c Apartments 2 .56	86,800.00	Other Receivables	5,096.46
Principal Payments		Total 915	15,420,850.00	Total	443,384.69
Interest Payments		Land Area 1.72 Sq. Miles		LIABILITIES, RESERVES, AND SURPLUS	
DEFERRED CHARGES	28,794.37	Net Valuation Taxable-Municipal	15,635,611	Cash Liabilities	141,653.58
SCHOOL, COUNTY, SPECIAL DISTRICT TAXES	479,723.15	Net Valuation Taxable-County	15,809,267	Reserves for Receivables	230,896.46
RESERVE FOR UNCOLLECTED TAXES	121,725.76	State Equalized Valuation	18,246,625	Surplus Dec. 31, 1981	70,834.65
EXPENDITURES TOTAL	859,530.66	State Equalization Ratio	85.52	Total	443,384.69

1400

Population 1980 1,433
 Population 1981 1,471
 S & P Rating
 Moody Rating

General Tax Rate Per \$100. 3.47
 State Equalized Tax Rate 2.40

CHESTER BOROUGH - MORRIS COUNTY
Form of Government:
Borough Council
Number of Members on Governing Body - 6

PER CAPITA:
 Gross Debt 482.29
 Net Debt 87.86
 Debt Service 31.61
 Total Tax Levy 1,053.66
 Municipal Expenditures 538.96

PER CENT:
 Gross Debt 1.34
 Net Debt .24
 Tax Levy Collected 92.77
 Tax Levy Cancelled, Abated or Adjusted .04

EXPENDITURES		REVENUES-REALIZED		1981 PROPERTY TAX	
GENERAL GOVERNMENT				STATE EQUALIZED TAX RATE	
Governing Body & Public Boards		1981 Property Taxes Collected	1,435,255.16	Local District School Taxes .97	624,157.13
Municipal Clerk		1981 Payments in Lieu of Taxes		Regional & Consolidated School Tax .56	359,229.29
Financial Administration	14,175.00	Delinquent Tax & Lien Collections	120,253.24	School Taxes in Municipal Budget	
Assessment of Taxes	9,335.00	Business Personalty Replacement Taxes	34,827.56	County Taxes .33	210,741.62
Collection of Taxes	8,850.00	Taxes from Public Utilities	85,644.00	County Library Taxes	
Planning, Housing & Development	21,485.00	Other Miscellaneous Tax Revenues		Local Municipal Purpose Taxes .54	346,447.91
Human Resources		State Aid Revenues	9,336.66	Veteran & Senior Citizen Taxes	8,600.00
Elections		Federal Aid Revenues	4,584.50	Total Taxes for Rate Computation 2.40	1,549,175.95
General Administration (other)	106,927.31	State and Local Fiscal Assistance Act Utilized	32,745.06	Special District Taxes	
JUDICIARY		Sale of Acquired Property		Bank Corp. Taxes	4,364.83
Municipal Courts	14,475.00	Other Miscellaneous Revenues	147,908.07	Added and Omitted Taxes	4,993.35
PUBLIC SAFETY		Total	1,870,604.45	Total Taxes Levied - ABSTRACT	1,549,934.13
Fire Protection	33,397.60	Prior Years Surplus Appropriated	90,000.00	Total Taxes Billed	1,547,133.28
Police Protection	197,292.24	REVENUES TOTAL	1,960,604.45	1981 TAXES COLLECTED	1,435,295.16
Civil Defense & Disaster Control		Reserve For Uncollected Taxes	143,414.81	1981 Taxes Cancelled, Abated or Adjusted	641.95
Environmental Inspection & Control	8,545.00	CAPITAL OUTLAY	109,249.63	Transfer to Tax Title Liens or Foreclosed	14,023.76
Other Public Safety		TOTAL		Balance Outstanding Dec. 31, 1981	57,172.41
PUBLIC WORKS				PRIOR YEARS TAXES OUTSTANDING	
Streets and Drainage	53,500.00	Public Enterprises		Balance January 1, 1981	111,270.98
Sewers and Sewage Processing		Recreation—Culture	1,760.50	Collected in 1981	110,329.48
Garbage and Trash Disposal		Public Works	32,387.15	Cancelled, Abated or Adjusted 1981	.01
Public Buildings and Grounds	14,120.00	Buildings and Grounds	33,540.96	Transfers to Tax Title Liens or Foreclosed	941.49
Other Public Works		Library and Education	41,561.02	Balance December 31, 1981	
HEALTH and WELFARE		Conservation		TAX TITLE LIENS OUTSTANDING	
Health Services Except Environmental	15,200.00	All Other		Balance January 1, 1981	27,038.88
Welfare-Public Assistance	1,285.00	CAPITAL DEBT AUTHORIZED, DECEMBER 31, 1981		Transfer From Taxes	15,060.60
Hospitals, Clinics, First Aid	150.00	ISSUED AND UNISSUED		Redeemed in 1981	9,923.76
Animal, Insect, & Rodent Control	2,000.00	School	580,210	Cancelled, Abated or Adjusted (1981)	
Other Welfare Services		Self-liquidating		Transfers to Foreclosed Property	
RECREATION and CONSERVATION		Other	129,240	Balance December 31, 1981	32,175.72
Beaches and Boardwalks		Total	709,451	PROPERTY ACQUIRED BY DEED OR FORECLOSURE	
Parks, Playgrounds, Shade Trees	1,000.00	ISSUED AND OUTSTANDING		Balance January 1, 1981	
Land Reclamation & Conservation		School	497,753.12	Transfers From Taxes or Liens	
Other Recreational Services	5,450.00	Self-Liquidating		Sale for Cash (1981)	
EDUCATION (excluding schools)		Other	81,300.00	Cancelled, Abated or Adjusted (1981)	
Libraries	25,580.00	Total	579,053.12	Balance December 31, 1981	
Other Educational Services		EQUALIZED VALUATION BASIS		CURRENT FINANCES DECEMBER 31, 1981	
STATUTORY EXPENDITURES		FOR NET DEBT COMPUTATION	53,060,573	ASSETS	
Pensions & F. I. C. A.	31,275.00	REAL PROPERTY VALUATIONS		Cash Dec. 31, 1981	172,805.51
Employee Fringe Benefits	10,800.00	Code Class # of Parcels % VAL'N		Taxes Receivable	97,172.41
Other Statutory Expenditures	1,300.00	1 Vacant Land 42 2.33	1,010,300.00	Tax Title Liens	32,175.72
CETA And Other Public Employment Programs	2,713.00	2 Residential 355 49.50	21,441,300.00	Foreclosed Property	
MUNICIPAL FUNCTIONS		3 Farm 19 .95	413,600.00	Emergencies & Other Deferred Charges	2,152.61
CAPITAL IMPROVEMENTS *MEMO*	48,943.00	4a Commercial 87 46.86	20,294,500.00	State and Federal Aid Receivable	250.00
DEBT SERVICE		4b Industrial		Other Receivables	20,918.94
Principal Payments	32,400.00	4c Apartments 2 .35	152,500.00	Total	325,475.19
Interest Payments	14,099.20	Total 505	43,312,600.00	LIABILITIES, RESERVES, AND SURPLUS	
DEFERRED CHARGES		Land Area 1.60 Sq. Miles		Cash Liabilities	50,664.80
SCHOOL, COUNTY, SPECIAL DISTRICT TAXES	24,042.66	Net Valuation Taxable-Municipal	44,442,073	Reserves for Receivables	150,267.07
RESERVE FOR UNCOLLECTED TAXES	143,414.81	Net Valuation Taxable-County	62,977,728	Surplus Dec. 31, 1981	124,543.32
EXPENDITURES		State Equalized Valuation	63,715,535	Total	325,475.19
TOTAL	1,586,939.86	State Equalization Ratio	69.20		

1407

Population 1980 5,198
 Population 1981 5,270
 S & P Rating
 Moody Rating

General Tax Rate Per \$100.

5.26

State Equalized Tax Rate

2.37

CHESTER TOWNSHIP – MORRIS COUNTY**Form of Government:****Small Municipality Plan C (OMCL 50)****Number of Members on Governing Body – 5****PER CAPITA:**

Gross Debt 1,046.61
 Net Debt 696.29
 Debt Service 49.76
 Total Tax Levy 698.40
 Municipal Expenditures 392.85

PER CENT:

Gross Debt 3.27
 Net Debt 2.17
 Tax Levy Collected 95.35
 Tax Levy Cancelled, Abated or Adjusted .17

EXPENDITURES		REVENUES-REALIZED		1981 PROPERTY TAX	
GENERAL GOVERNMENT				STATE EQUALIZED TAX RATE →	
Governing Body & Public Boards		1981 Property Taxes Collected	4,516,161.27	Local District School Taxes 1.00	1,963,165.56
Municipal Clerk		1981 Payments in Lieu of Taxes		Regional & Consolidated School Tax .62	1,218,031.02
Financial Administration	30,550.00	Delinquent Tax & Lien Collections	163,076.44	School Taxes in Municipal Budget	
Assessment of Taxes	86,950.00	Business Personalty Replacement Taxes	49,409.64	County Taxes	662,837.17
Collection of Taxes	14,700.00	Taxes from Public Utilities	606,781.00	County Library Taxes	
Planning, Housing & Development	35,901.00	Other Miscellaneous Tax Revenues		Local Municipal Purpose Taxes .42	825,984.82
Human Resources		State Aid Revenues	40,665.38	Veteran & Senior Citizen Taxes	22,550.00
Elections		Federal Aid Revenues		Total Taxes for Rate Computation 2.38	4,692,568.57
General Administration (other)	210,642.00	State and Local Fiscal Assistance Act Utilized	67,854.81	Special District Taxes	
JUDICIARY		Sale of Acquired Property		Bank Corp. Taxes	1,133.65
Municipal Courts	26,350.00	Other Miscellaneous Revenues	243,468.54	Added and Omitted Taxes	63,422.79
PUBLIC SAFETY		Total	5,687,417.48	Total Taxes Levied - ABSTRACT	4,734,575.01
Fire Protection	99,134.00	Prior Years Surplus Appropriated	270,250.00	Total Taxes Billed	4,736,347.40
Police Protection	300,012.00	REVENUES	5,957,667.48	1981 TAXES COLLECTED	4,516,161.27
Civil Defense & Disaster Control	100.00	Reserve For Uncollected Taxes	242,499.24	1981 Taxes Cancelled, Abated or Adjusted	7,889.74
Environmental Inspection & Control	65,010.00	CAPITAL OUTLAY	742,012.89	Transfer to Tax Title Liens or Foreclosed	5,633.46
Other Public Safety		TOTAL	742,012.89	Balance Outstanding Dec. 31, 1981	206,662.53
PUBLIC WORKS				PRIOR YEARS TAXES OUTSTANDING	
Streets and Drainage	253,764.81	Public Enterprises		Balance January 1, 1981	148,624.60
Sewers and Sewage Processing		Recreation—Culture	141,152.22	Collected in 1981	140,394.25
Garbage and Trash Disposal	4,000.00	Public Works	321,163.15	Cancelled, Abated or Adjusted 1981	
Public Buildings and Grounds	51,610.00	Buildings and Grounds	106,213.04	Transfers to Tax Title Liens or Foreclosed	6,418.32
Other Public Works		Library and Education	173,484.48	Balance December 31, 1981	1,812.03
HEALTH and WELFARE		Conservation		TAX TITLE LIENS OUTSTANDING	
Health Services Except Environmental	33,973.83	All Other		Balance January 1, 1981	21,545.90
Welfare-Public Assistance	610.00	CAPITAL DEBT AUTHORIZED, DECEMBER 31, 1981		Transfer From Taxes	13,031.40
Hospitals, Clinics, First Aid		ISSUED AND UNISSUED		Redeemed in 1981	22,682.19
Animal, Insect, & Rodent Control		GROSS DEBT	1,846,199	Cancelled, Abated or Adjusted (1981)	
Other Welfare Services		School		Transfers to Foreclosed Property	
RECREATION and CONSERVATION		Self-Liquidating	3,669,450	Balance December 31, 1981	11,945.25
Beaches and Boardwalks		Other	3,669,450	PROPERTY ACQUIRED BY DEED OR FORECLOSURE	
Parks, Playgrounds, Shade Trees		Total	5,515,649	Balance January 1, 1981	17,500.00
Land Reclamation & Conservation		ISSUED AND OUTSTANDING		Transfers From Taxes or Liens	
Other Recreational Services	7,100.00	School	1,583,952.37	Sale for Cash (1981)	
EDUCATION (excluding schools)		Self-Liquidating		Cancelled, Abated or Adjusted (1981)	
Libraries	81,000.00	Other	1,960,000.00	Balance December 31, 1981	17,500.00
Other Educational Services		Total	3,543,952.37	CURRENT FINANCES DECEMBER 31, 1981	
STATUTORY EXPENDITURES		EQUALIZED VALUATION BASIS		ASSETS	
Pensions & F. I. C. A.	94,851.00	FOR NET DEBT COMPUTATION	168,836,647	Cash Dec. 31, 1981	707,631.80
Employee Fringe Benefits	26,700.00	REAL PROPERTY VALUATIONS		Taxes Receivable	208,474.50
Other Statutory Expenditures		Code Class # of Parcels % VAL'N		Tax Title Liens	11,945.25
CETA And Other Public Employment Programs		1 Vacant Land 218 4.63	4,063,100.00	Foreclosed Property	17,500.00
MUNICIPAL FUNCTIONS		2 Residential 1336 80.03	70,239,300.00	Emergencies & Other Deferred Charges	65,677.48
CAPITAL IMPROVEMENTS		3 Farm 205 10.01	8,784,300.00	State and Federal Aid Receivable	52,800.00
DEBT SERVICE		4a Commercial 34 3.40	2,985,400.00	Other Receivables	288,227.03
Principal Payments	170,000.00	4b Industrial 8 1.93	1,655,800.00	Total	1,372,477.12
Interest Payments	92,211.02	4c Apartments		LIABILITIES, RESERVES, AND SURPLUS	
DEFERRED CHARGES		Total	87,767,900.00	Cash Liabilities	308,103.43
SCHOOL, COUNTY, SPECIAL DISTRICT TAXES	42,650.10	Land Area 28.90 Sq. Miles		Reserves for Receivables	520,147.84
SCHOOL, COUNTY, SPECIAL DISTRICT TAXES	3,844,033.75	Net Valuation Taxable-Municipal	88,816,693	Surplus Dec. 31, 1981	538,225.03
RESERVE FOR UNCOLLECTED TAXES	242,499.24	Net Valuation Taxable-County	198,452,615	Total	1,372,477.12
EXPENDITURES		State Equalized Valuation	195,526,746		
TOTAL	5,914,352.75	State Equalization Ratio	45.13		

0307

Population 1980 3,867
 Population 1981 3,982
 S & P Rating
 Moody Rating

General Tax Rate Per \$100. 3.44
 State Equalized Tax Rate 2.39

CHESTERFIELD TWP. - BURLINGTON CO.
Form of Government:
Township Committee
Number of Members on Governing Body - 3

PER CAPITA:
 Gross Debt 76.25
 Net Debt 11.30
 Debt Service 13.65
 Total Tax Levy 341.86
 Municipal Expenditures 193.62

PER CENT:
 Gross Debt .65
 Net Debt .10
 Tax Levy Collected 94.87
 Tax Levy Cancelled, Abated or Adjusted

EXPENDITURES		REVENUES-REALIZED		1981 PROPERTY TAX	
GENERAL GOVERNMENT				STATE EQUALIZED TAX RATE	
Governing Body & Public Boards		1981 Property Taxes Collected	1,289,579.66	Local District School Taxes .79	421,359.00
Municipal Clerk		1981 Payments in Lieu of Taxes		Regional & Consolidated School Tax .91	484,731.51
Financial Administration	10,120.00	Delinquent Tax & Lien Collections	61,604.99	School Taxes in Municipal Budget	
Assessment of Taxes	13,080.00	Business Personalty Replacement Taxes	35,721.88	County Taxes .60	320,541.27
Collection of Taxes	6,100.00	Taxes from Public Utilities	249,824.00	County Library Taxes .03	17,505.59
Planning, Housing & Development	42,325.00	Other Miscellaneous Tax Revenues	108,900.00	Local Municipal Purpose Taxes .06	33,971.00
Human Resources		State Aid Revenues	29,176.44	Veteran & Senior Citizen Taxes	17,900.00
Elections		Federal Aid Revenues		Total Taxes for Rate Computation 2.39	1,296,048.37
General Administration (other)	81,200.00	State and Local Fiscal Assistance Act Utilized	41,667.66	Special District Taxes	63,887.88
JUDICIARY		Sale of Acquired Property		Bank Corp. Taxes	2,017.37
Municipal Courts	22,500.00	Other Miscellaneous Revenues	148,444.22	Added and Omitted Taxes	17,252.70
PUBLIC SAFETY		Total	1,964,548.85	Total Taxes Levied - ABSTRACT	1,361,306.32
Fire Protection		Prior Years Surplus Appropriated	254,800.00	Total Taxes Billed	1,359,288.95
Police Protection	12,000.00	REVENUES TOTAL	2,219,748.85	1981 TAXES COLLECTED	1,289,579.66
Civil Defense & Disaster Control	325.00	Reserve For Uncollected Taxes	115,000.00	1981 Taxes Cancelled, Abated or Adjusted	
Environmental Inspection & Control	8,920.00			Transfer to Tax Title Liens or Foreclosed	1,846.48
Other Public Safety				Balance Outstanding Dec. 31, 1981	67,602.81
PUBLIC WORKS		CAPITAL OUTLAY TOTAL		PRIOR YEARS TAXES OUTSTANDING	
Streets and Drainage	340,567.60	Public Enterprises		Balance January 1, 1981	59,769.65
Sewers and Sewage Processing	1,000.00	Recreation—Culture		Collected in 1981	59,415.79
Garbage and Trash Disposal		Public Works		Cancelled, Abated or Adjusted 1981	
Public Buildings and Grounds	18,750.00	Buildings and Grounds		Transfers to Tax Title Liens or Foreclosed	
Other Public Works		Library and Education		Balance December 31, 1981	353.86
HEALTH and WELFARE		Conservation		TAX TITLE LIENS OUTSTANDING	
Health Services Except Environmental	800.00	All Other		Balance January 1, 1981	3,967.69
Welfare-Public Assistance	3,600.00			Transfer From Taxes	1,846.48
Hospitals, Clinics, First Aid				Redeemed in 1981	2,189.20
Animal, Insect, & Rodent Control				Cancelled, Abated or Adjusted (1981)	
Other Welfare Services				Transfers to Foreclosed Property	
RECREATION and CONSERVATION				Balance December 31, 1981	3,624.97
Beaches and Boardwalks				PROPERTY ACQUIRED BY DEED OR FORECLOSURE	
Parks, Playgrounds, Shade Trees	1,700.00			Balance January 1, 1981	
Land Reclamation & Conservation	7,500.00			Transfers From Taxes or Liens	
Other Recreational Services	2,000.00			Sale for Cash (1981)	
EDUCATION (excluding schools)				Cancelled, Abated or Adjusted (1981)	
Libraries	6,125.00			Balance December 31, 1981	
Other Educational Services				CURRENT FINANCES DECEMBER 31, 1981	
STATUTORY EXPENDITURES				ASSETS	
Pensions & F. I. C. A.	12,000.34			Cash Dec. 31, 1981	484,534.52
Employee Fringe Benefits	3,000.00			Taxes Receivable	68,216.67
Other Statutory Expenditures	2,000.00			Tax Title Liens	3,624.97
CETA And Other Public Employment Programs				Foreclosed Property	
MUNICIPAL FUNCTIONS TOTAL	596,613.00			Emergencies & Other Deferred Charges	
CAPITAL IMPROVEMENTS *MENU*	15,000.00			State and Federal Aid Receivable	108,900.00
DEBT SERVICE				Other Receivables	1,009.96
Principal Payments	50,000.00			Total	666,286.12
Interest Payments	4,368.30			LIABILITIES, RESERVES, AND SURPLUS	
				Cash Liabilities	231,575.87
DEFERRED CHARGES	5,000.00			Reserves for Receivables	72,851.60
SCHOOL, COUNTY, SPECIAL DISTRICT TAXES	1,308,065.25			Surplus Dec. 31, 1981	361,858.65
RESERVE FOR UNCOLLECTED TAXES	115,000.00			Total	666,286.12
EXPENDITURES TOTAL	2,079,046.55				

0308

Population 1980 16,072
 Population 1981 16,084
 S & P Rating
 Moody Rating A-1

General Tax Rate Per \$100.

4.38

State Equalized Tax Rate

2.41

CINNAMINSON TWP. - BURLINGTON CO.**Form of Government:****Township Committee****Number of Members on Governing Body - 5****PER CAPITA:**

Gross Debt 374.47
 Net Debt 71.06
 Debt Service 24.66
 Total Tax Levy 578.60
 Municipal Expenditures 196.43

PER CENT:

Gross Debt 1.77
 Net Debt .33
 Tax Levy Collected 97.77
 Tax Levy Cancelled, Abated or Adjusted .35

EXPENDITURES		REVENUES-REALIZED		1981 PROPERTY TAX	
GENERAL GOVERNMENT				STATE EQUALIZED TAX RATE	
Governing Body & Public Boards		1981 Property Taxes Collected	9,091,947.61	Local District School Taxes 1.65	6,199,790.00
Municipal Clerk		1981 Payments in Lieu of Taxes		Regional & Consolidated School Tax	
Financial Administration	20,462.00	Delinquent Tax & Lien Collections	179,780.30	School Taxes in Municipal Budget	
Assessment of Taxes	14,372.00	Business Personalty Replacement Taxes	285,662.44	County Taxes .58	2,184,855.73
Collection of Taxes	36,856.00	Taxes from Public Utilities	1,196,756.00	County Library Taxes .03	119,280.80
Planning, Housing & Development	45,252.00	Other Miscellaneous Tax Revenues		Local Municipal Purpose Taxes .15	544,509.22
Human Resources		State Aid Revenues	140,412.97	Veteran & Senior Citizen Taxes	123,300.00
Elections		Federal Aid Revenues	9,224.98	Total Taxes for Rate Computation 2.41	9,171,735.75
General Administration (other)	287,705.32	State and Local Fiscal Assistance Act Utilized	131,969.00	Special District Taxes	227,279.82
JUDICIARY		Sale of Acquired Property		Bank Corp. Taxes	7,297.60
Municipal Courts	28,606.00	Other Miscellaneous Revenues	631,307.65	Added and Omitted Taxes	23,139.68
PUBLIC SAFETY		Total	11,667,060.95	Total Taxes Levied - ABSTRACT	9,306,152.85
Fire Protection	156,664.75	Prior Years Surplus Appropriated	295,919.11	Total Taxes Billed	9,298,855.25
Police Protection	806,798.67	REVENUES	11,962,580.06	1981 TAXES COLLECTED	9,091,947.61
Civil Defense & Disaster Control	2,500.00	Reserve For Uncollected Taxes	280,251.59	1981 Taxes Cancelled, Abated or Adjusted	32,579.71
Environmental Inspection & Control	43,978.00	CAPITAL OUTLAY	534,772.83	Transfer to Tax Title Liens or Foreclosed	
Other Public Safety		TOTAL	534,772.83	Balance Outstanding Dec. 31, 1981	173,927.93
PUBLIC WORKS				PRIOR YEARS TAXES OUTSTANDING	
Streets and Drainage	602,055.63	Public Enterprises		Balance January 1, 1981	179,340.47
Sewers and Sewage Processing		Recreation—Culture		Collected in 1981	179,178.82
Garbage and Trash Disposal		Public Works	447,623.63	Cancelled, Abated or Adjusted 1981	
Public Buildings and Grounds	73,036.47	Buildings and Grounds	87,129.00	Transfers to Tax Title Liens or Foreclosed	
Other Public Works	29,173.66	Library and Education		Balance December 31, 1981	161.65
HEALTH and WELFARE		Conservation		TAX TITLE LIENS OUTSTANDING	
Health Services Except Environmental	2,180.00	All Other		Balance January 1, 1981	2,075.59
Welfare-Public Assistance	4,810.00	CAPITAL DEBT AUTHORIZED, DECEMBER 31, 1981		Transfer From Taxes	
Hospitals, Clinics, First Aid		ISSUED AND UNISSUED		Redeemed in 1981	601.48
Animal, Insect, & Rodent Control		School	4,880,000	Cancelled, Abated or Adjusted (1981)	
Other Welfare Services		Self-liquidating		Transfers to Foreclosed Property	
RECREATION and CONSERVATION		Other	1,143,001	Balance December 31, 1981	1,474.51
Beaches and Boardwalks		Total	6,023,001	PROPERTY ACQUIRED BY DEED OR FORECLOSURE	
Parks, Playgrounds, Shade Trees	5,800.00	ISSUED AND OUTSTANDING		Balance January 1, 1981	29,970.00
Land Reclamation & Conservation	2,000.00	School	4,880,000.00	Transfers From Taxes or Liens	
Other Recreational Services	30,337.23	Self-liquidating		Sale for Cash (1981)	
EDUCATION (excluding schools)		Other	1,134,501.85	Cancelled, Abated or Adjusted (1981)	
Libraries	21,772.68	Total	6,014,501.85	Balance December 31, 1981	29,970.00
Other Educational Services		EQUALIZED VALUATION BASIS		CURRENT FINANCES DECEMBER 31, 1981	
STATUTORY EXPENDITURES		FOR NET DEBT COMPUTATION	341,215,803	ASSETS	
Pensions & F. I. C. A.	158,987.00	REAL PROPERTY VALUATIONS		Cash Dec. 31, 1981	3,760,006.24
Employee Fringe Benefits	71,666.00	Code Class # of Parcels % VAL'N		Taxes Receivable	174,089.58
Other Statutory Expenditures	5,988.00	1 Vacant Land 251 2.57	5,243,305.00	Tax Title Liens	1,474.51
CETA And Other Public Employment Programs	7,519.43	2 Residential 4539 71.84	146,580,155.00	Foreclosed Property	29,970.00
MUNICIPAL FUNCTIONS		3 Farm 27 .29	605,400.00	Emergencies & Other Deferred Charges	131,000.00
CAPITAL IMPROVEMENTS *MEMO*	10,000.00	4a Commercial 132 12.52	25,544,600.00	State and Federal Aid Receivable	26,403.70
DEBT SERVICE		4b Industrial 84 12.76	26,026,050.00	Other Receivables	2,472.52
Principal Payments	366,293.91	4c Apartments 1 .02	33,100.00	Total	4,125,416.55
Interest Payments	30,375.00	Total 5034	204,032,610.00	LIABILITIES, RESERVES, AND SURPLUS	
DEFERRED CHARGES		Land Area 7.57 Sq. Miles		Cash Liabilities	3,116,280.95
SCHOOL, COUNTY, SPECIAL DISTRICT TAXES	24,000.00	Net Valuation Taxable-Municipal	206,618,020	Reserves for Receivables	208,006.41
RESERVE FOR UNCOLLECTED TAXES	8,731,206.35	Net Valuation Taxable-County	357,272,550	Surplus Dec. 31, 1981	801,128.99
EXPENDITURES	280,251.59	State Equalized Valuation	373,082,250	Total	4,125,416.55
TOTAL	11,890,647.89	State Equalization Ratio	55.07		

2002

Population 1980 16,659
 Population 1981 10,654
 S & P Rating
 Moody Rating A-1

General Tax Rate Per \$100. 4.24
 State Equalized Tax Rate 2.59

CLARK TOWNSHIP - UNION COUNTY
Form of Government:
Mayor-Council Plan F (OMCL 50)
Number of Members on Governing Body - 7

PER CAPITA:
 Gross Debt 342.32
 Net Debt 181.33
 Debt Service 16.60
 Total Tax Levy 734.90
 Municipal Expenditures 255.50

PER CENT:
 Gross Debt 1.31
 Net Debt .69
 Tax Levy Collected 98.13
 Tax Levy Cancelled, Abated or Adjusted

EXPENDITURES		REVENUES-REALIZED		1981 PROPERTY TAX	
GENERAL GOVERNMENT				STATE EQUALIZED TAX RATE	
Governing Body & Public Boards	15,468.04	1981 Property Taxes Collected	12,006,486.55	Local District School Taxes 1.00	4,731,869.75
Municipal Clerk	59,736.00	1981 Payments in Lieu of Taxes		Regional & Consolidated School Tax .80	3,791,305.62
Financial Administration	44,725.00	Delinquent Tax & Lien Collections	197,157.09	School Taxes in Municipal Budget	
Assessment of Taxes	27,101.90	Business Personalty Replacement Taxes	560,244.08	County Taxes .50	2,373,363.87
Collection of Taxes	28,052.00	Taxes from Public Utilities	944,414.00	County Library Taxes	
Planning, Housing & Development	6,865.00	Other Miscellaneous Tax Revenues		Local Municipal Purpose Taxes .27	1,253,353.28
Human Resources	1,300.00	State Aid Revenues	130,993.75	Veteran & Senior Citizen Taxes	159,450.00
Elections	3,305.00	Federal Aid Revenues	4,208.95	Total Taxes for Rate Computation 2.57	12,349,342.52
General Administration (other)	371,324.78	State and Local Fiscal Assistance Act Utilized	125,278.60	Special District Taxes	
JUDICIARY		Sale of Acquired Property		Bank Corp. Taxes	38,045.33
Municipal Courts	37,311.00	Other Miscellaneous Revenues	812,358.99	Added and Omitted Taxes	40,442.98
PUBLIC SAFETY		Total	14,781,142.01	Total Taxes Levied - ABSTRACT	12,268,380.83
Fire Protection	187,887.60	Prior Years Surplus Appropriated	560,000.00	Total Taxes Billed	12,234,959.85
Police Protection	1,085,435.42	REVENUES TOTAL	15,341,142.01	1981 TAXES COLLECTED	12,006,486.55
Civil Defense & Disaster Control	2,114.00	Reserve For Uncollected Taxes	474,743.00	1981 Taxes Cancelled, Abated or Adjusted	
Environmental Inspection & Control	21,527.00	CAPITAL OUTLAY TOTAL	263,514.61	Transfer to Tax Title Liens or Foreclosed	202.74
Other Public Safety				Balance Outstanding Dec. 31, 1981	228,270.56
PUBLIC WORKS				PRIOR YEARS TAXES OUTSTANDING	
Streets and Drainage	485,282.40	Public Enterprises		Balance January 1, 1981	154,491.44
Sewers and Sewage Processing	434,348.00	Recreation—Culture	50,025.85	Collected in 1981	153,154.54
Garbage and Trash Disposal		Public Works	201,762.38	Cancelled, Abated or Adjusted 1981	
Public Buildings and Grounds	74,928.00	Buildings and Grounds	11,726.38	Transfers to Tax Title Liens or Foreclosed	
Other Public Works	68,766.00	Library and Education		Balance December 31, 1981	1,336.90
HEALTH and WELFARE		Conservation		TAX TITLE LIENS OUTSTANDING	
Health Services Except Environmental	30,625.00	All Other		Balance January 1, 1981	40,092.80
Welfare-Public Assistance	3,985.00	CAPITAL DEBT AUTHORIZED, DECEMBER 31, 1981		Transfer From Taxes	202.74
Hospitals, Clinics, First Aid		ISSUED AND UNISSUED		Redeemed in 1981	4,002.55
Animal, Insect, & Rodent Control		GROSS DEBT		Cancelled, Abated or Adjusted (1981)	
Other Welfare Services	1,000.00	School 2,507,742		Transfers to Foreclosed Property	
RECREATION and CONSERVATION		Self-Liquidating 455,000	424,410	Balance December 31, 1981	30,292.99
Beaches and Boardwalks		Other 2,751,966	2,602,758	PROPERTY ACQUIRED BY DEED OR FORECLOSURE	
Parks, Playgrounds, Shade Trees	5,750.00	Total 5,714,709	3,027,168	Balance January 1, 1981	35,575.00
Land Reclamation & Conservation		ISSUED AND OUTSTANDING		Transfers From Taxes or Liens	
Other Recreational Services	10,050.00	School 2,507,742.53		Sale for Cash (1981)	
EDUCATION (excluding schools)		Self-Liquidating 455,000.00		Cancelled, Abated or Adjusted (1981)	
Libraries	130,000.00	Other 2,182,000.00		Balance December 31, 1981	35,575.00
Other Educational Services		Total 5,144,742.53		CURRENT FINANCES DECEMBER 31, 1981	
STATUTORY EXPENDITURES		EQUALIZED VALUATION BASIS		ASSETS	
Pensions & F. I. C. A.	250,754.34	FOR NET DEBT COMPUTATION	435,058,322	Cash Dec. 31, 1981	1,287,385.05
Employee Fringe Benefits	101,000.00	REAL PROPERTY VALUATIONS		Taxes Receivable	229,607.46
Other Statutory Expenditures	7,950.00	Code Class # of Parcels % VAL'N	ASSESSED VALUATION	Tax Title Liens	36,292.99
CETA And Other Public Employment Programs	3,305.62	1 Vacant Land 144 .86	2,451,200.00	Foreclosed Property	35,575.00
MUNICIPAL FUNCTIONS		2 Residential 4548 72.76	208,339,600.00	Emergencies & Other Deferred Charges	3,200.00
CAPITAL IMPROVEMENTS *MEMU*	100.00	3 Farm 5 .08	243,500.00	State and Federal Aid Receivable	754.35
DEBT SERVICE		4a Commercial 119 9.51	27,217,500.00	Other Receivables	218,858.55
Principal Payments	180,000.00	4b Industrial 25 12.28	35,173,300.00	Total	1,811,673.80
Interest Payments	97,134.00	4c Apartments 9 4.51	12,510,800.00	LIABILITIES, RESERVES, AND SURPLUS	
		Total 4850	286,330,300.00	Cash Liabilities	272,495.69
DEFERRED CHARGES		Land Area 4.53 Sq. Miles		Reserves for Receivables	520,334.40
SCHOOL, COUNTY, SPECIAL DISTRICT TAXES	10,896,539.24	Net Valuation Taxable-Municipal	287,665,400	Surplus Dec. 31, 1981	1,018,843.71
RESERVE FOR UNCOLLECTED TAXES	474,743.00	Net Valuation Taxable-County	473,857,327	Total	1,811,673.80
EXPENDITURES		State Equalized Valuation	470,275,680		
TOTAL	15,161,803.56	State Equalization Ratio	61.06		

General Tax Rate Per \$100.	3.84
State Equalized Tax Rate	3.00

CLAYTON BOROUGH – GLOUCESTER CO.
Form of Government:
 Borough Council
Number of Members on Governing Body – 6

PER CAPITA:		PER CENT:	
Grass Debt	285.59	Grass Debt	2.37
Net Debt	20.20	Net Debt	.17
Debt Service	14.10	Tax Levy Collected	90.28
Total Tax Levy	390.56	Tax Levy Cancelled, Abated	
Municipal Expenditures	237.57	or Adjusted	

1981 3000 163

0411

Population 1980 5,704
 Population 1981 5,744
 S & P Rating
 Moody Rating

General Tax Rate Per \$100.
 4.21
 State Equalized Tax Rate
 3.45

CLEMENTON BOROUGH - CAMDEN CO.**Form of Government:****Borough Council****Number of Members on Governing Body - 6****PER CAPITA:**

Gross Debt 498.19
 Net Debt 99.87
 Debt Service 9.72
 Total Tax Levy 430.99
 Municipal Expenditures 181.79

PER CENT:

Gross Debt 4.40
 Net Debt .68
 Tax Levy Collected 91.34
 Tax Levy Cancelled, Abated
 or Adjusted .31

EXPENDITURES		REVENUES-REALIZED		1981 PROPERTY TAX	
GENERAL GOVERNMENT		STATE EQUALIZED TAX RATE		LOCAL DISTRICT SCHAAL TAXES	
Governing Body & Public Boards		1981 Property Taxes Collected	2,257,276.89	Local District Schaal Taxes	.90
Municipal Clerk		1981 Payments in Lieu of Taxes	2,323.84	Regional & Consolidated Schaal Tax	.74
Financial Administration	19,900.23	Delinquent Tax & Lien Collections	115,545.37	Schaal Taxes in Municipal Budget	
Assessment of Taxes	7,600.00	Business Personalty Replacement Taxes	37,522.36	County Taxes	1.12 *
Collection of Taxes	26,855.00	Taxes from Public Utilities	191,641.00	County Library Taxes	.03
Planning, Housing & Development	3,034.00	Other Miscellaneous Tax Revenues		Local Municipal Purpose Taxes	.67
Human Resources	375.00	State Aid Revenues	54,545.04	Veteran & Senior Citizen Taxes	
Elections	5,021.94	Federal Aid Revenues	3,282.65	Total Taxes for Rate Computation	3.46
General Administration (other)	109,645.10	State and Local Fiscal Assistance Act Utilized	28,589.95	Special District Taxes	
JUDICIARY		Sale of Acquired Property		Bank Corp. Taxes	4,244.09
Municipal Courts	17,350.00	Other Miscellaneous Revenues	92,325.25	Added and Omitted Taxes	8,827.59
PUBLIC SAFETY		Total	2,783,472.35	Total Taxes Levied - ABSTRACT	2,475,589.25
Fire Protection	21,141.25	Prior Years Surplus Appropriated	143,269.00	Total Taxes Billed	2,471,345.16
Police Protection	281,170.29	REVENUES TOTAL	2,920,741.35	1981 TAXES COLLECTED	2,257,276.89
Civil Defense & Disaster Control	600.00	Reserve For Uncollected Taxes	203,020.70	1981 Taxes Cancelled, Abated or Adjusted	7,665.71
Environmental Inspection & Control	10,300.00			Transfer to Tax Title Liens or Foreclosed	
Other Public Safety				Balance Outstanding Dec. 31, 1981	206,402.56
PUBLIC WORKS		CAPITAL OUTLAY TOTAL	57,131.41	PRIOR YEARS TAXES OUTSTANDING	
Streets and Drainage	95,210.56	Public Enterprises	253.76	Balance January 1, 1981	118,805.60
Sewers and Sewage Processing		Recreation—Culture		Collected in 1981	108,052.63
Garbage and Trash Disposal	58,000.00	Public Works	56,877.65	Cancelled, Abated or Adjusted 1981	
Public Buildings and Grounds	13,914.80	Buildings and Grounds		Transfers to Tax Title Liens or Foreclosed	
Other Public Works	2,666.99	Library and Education		Balance December 31, 1981	10,752.97
HEALTH and WELFARE		Conservation		TAX TITLE LIENS OUTSTANDING	
Health Services Except Environmental	2,100.00	All Other		Balance January 1, 1981	36,958.18
Welfare-Public Assistance	1,500.00			Transfer From Taxes	
Hospitals, Clinics, First Aid		CAPITAL DEBT AUTHORIZED, DECEMBER 31, 1981		Redeemed in 1981	7,512.74
Animal, Insect, & Radent Control		ISSUED AND UNISSUED		Cancelled, Abated or Adjusted (1981)	
Other Welfare Services		GROSS DEBT		Transfers to Foreclosed Property	
RECREATION and CONSERVATION		Schaal	2,250,539	Balance December 31, 1981	29,445.44
Beaches and Boardwalks		Self-liquidating	277,241	PROPERTY ACQUIRED BY DEED OR	
Parks, Playgrounds, Shade Trees	684.68	Other	333,800	FORECLOSURE	
Land Reclamation & Conservation	100.00	Total	2,861,580	Balance January 1, 1981	68,554.45
Other Recreational Services	500.00			Transfers From Taxes or Liens	
EDUCATION (excluding schools)		ISSUED AND OUTSTANDING		Sale for Cash (1981)	
Libraries	4,500.00	Schaal	2,250,539.41	Cancelled, Abated or Adjusted (1981)	
Other Educational Services		Self-Liquidating	277,050.00	Balance December 31, 1981	68,554.45
STATUTORY EXPENDITURES		Other	333,800.00	CURRENT FINANCES DECEMBER 31, 1981	
Pensions & F. I. C. A.	45,645.00	Total	2,861,389.41	ASSETS	
Employee Fringe Benefits	20,584.75	EQUALIZED VALUATION BASIS		Cash Dec. 31, 1981	306,243.52
Other Statutory Expenditures	1,600.00	FOR NET DEBT COMPUTATION	64,966,502	Taxes Receivable	217,155.53
CETA And Other Public Employment Programs	11,000.00	REAL PROPERTY VALUATIONS		Tax Title Liens	29,445.44
MUNICIPAL FUNCTIONS		Code Class # of Parcels % VAL'N		Foreclosed Property	68,554.45
CAPITAL IMPROVEMENTS	*MEMO*	1 Vacant Land 300 3.53	2,038,555.00	Emergencies & Other Deferred Charges	7,220.63
DEBT SERVICE		2 Residential 1655 74.47	43,018,880.00	State and Federal Aid Receivable	
Principal Payments	32,500.00	3 Farm		Other Receivables	17,995.28
Interest Payments	23,317.76	4a Commercial 69 16.10	9,302,285.00	Total	640,614.85
		4b Industrial 2 .18	105,500.00	LIABILITIES, RESERVES, AND SURPLUS	
		4c Apartments 7 5.71	3,299,100.00	Cash Liabilities	84,212.67
		Total 2033	57,764,320.00	Reserves for Receivables	333,150.70
DEFERRED CHARGES		Land Area 1.91 Sq. Miles		Surplus Dec. 31, 1981	229,251.48
SCHOOL, COUNTY, SPECIAL DISTRICT TAXES	1,984,517.57	Net Valuation Taxable-Municipal	58,578,845	Total	646,614.85
RESERVE FOR UNCOLLECTED TAXES	203,020.70	Net Valuation Taxable-County	66,958,146		
EXPENDITURES		State Equalized Valuation	71,224,471		
TOTAL	3,028,693.55	State Equalization Ratio	82.04		

0206

Population 1980 21,464

Population 1981 21,448

S & P Rating

Moody Rating

General Tax Rate Per \$100.

3.00

State Equalized Tax Rate

1.78

CLIFFSIDE PARK BOROUGH - BERGEN CO.

Form of Government:

Borough Council

Number of Members on Governing Body - 6

PER CAPITA:

Gross Debt 290.80

Net Debt 277.39

Debt Service 20.09

Total Tax Levy 467.82

Municipal Expenditures 258.99

PER CENT:

Gross Debt 1.29

Net Debt 1.23

Tax Levy Collected 97.85

Tax Levy Cancelled, Abated

or Adjusted .31

EXPENDITURES		REVENUES-REALIZED		1981 PROPERTY TAX	
GENERAL GOVERNMENT				STATE EQUALIZED TAX RATE →	
Governing Body & Public Boards	1,000.00	1981 Property Taxes Collected		Local District School Taxes .85	4,788,024.00
Municipal Clerk		1981 Payments in Lieu of Taxes		Regional & Consolidated School Tax	
Financial Administration	16,000.00	Delinquent Tax & Lien Collections		School Taxes in Municipal Budget	
Assessment of Taxes	32,654.00	Business Personalty Replacement Taxes		County Taxes .31	1,751,027.56
Collection of Taxes	104,777.00	Taxes from Public Utilities		County Library Taxes	
Planning, Housing & Development	20,275.00	Other Miscellaneous Tax Revenues		Local Municipal Purpose Taxes .61	3,427,579.00
Human Resources		State Aid Revenues		Veteran & Senior Citizen Taxes	163,950.00
Elections		Federal Aid Revenues		Total Taxes for Rate Computation 1.77	10,130,580.56
General Administration (other)	609,568.00	State and Local Fiscal Assistance Act Utilized		Special District Taxes	
JUDICIARY		Sale of Acquired Property		Bank Corp. Taxes	13,549.11
Municipal Courts	47,453.00	Other Miscellaneous Revenues		Added and Omitted Taxes	53,521.68
PUBLIC SAFETY		Total		Total Taxes Levied - ABSTRACT	10,033,701.35
Fire Protection	503,304.00	Prior Years Surplus Appropriated		Total Taxes Billed	10,036,763.61
Police Protection	1,055,545.35	REVENUES TOTAL		1981 TAXES COLLECTED	9,821,375.80
Civil Defense & Disaster Control	1,100.00	Reserve For Uncollected Taxes		1981 Taxes Cancelled, Abated or Adjusted	31,151.00
Environmental Inspection & Control	25,695.00	CAPITAL OUTLAY TOTAL		Transfer to Tax Title Liens or Foreclosed	
Other Public Safety				Balance Outstanding Dec. 31, 1981	184,196.81
PUBLIC WORKS				PRIOR YEARS TAXES OUTSTANDING	
Streets and Drainage	481,312.62	Public Enterprises		Balance January 1, 1981	162,201.67
Sewers and Sewage Processing	465,394.38	Recreation—Culture		Collected in 1981	162,201.67
Garbage and Trash Disposal	263,551.00	Public Works		Cancelled, Abated or Adjusted 1981	
Public Buildings and Grounds	55,740.00	Buildings and Grounds		Transfers to Tax Title Liens or Foreclosed	
Other Public Works	75,940.00	Library and Education		Balance December 31, 1981	
HEALTH and WELFARE		Conservation		TAX TITLE LIENS OUTSTANDING	
Health Services Except Environmental	63,479.00	All Other		Balance January 1, 1981	
Welfare-Public Assistance	28,825.00	CAPITAL DEBT AUTHORIZED, DECEMBER 31, 1981		Transfer From Taxes	
Hospitals, Clinics, First Aid		ISSUED AND UNISSUED GROSS DEBT NET DEBT		Redeemed in 1981	
Animal, Insect, & Rodent Control		School 225,000		Cancelled, Abated or Adjusted (1981)	
Other Welfare Services		Self-liquidating 6,012,000		Transfers to Foreclosed Property	
RECREATION and CONSERVATION		Other 5,945,500		Balance December 31, 1981	
Beaches and Boardwalks		Total 6,237,000		PROPERTY ACQUIRED BY DEED OR	
Parks, Playgrounds, Shade Trees	29,070.00			FORECLOSURE	
Land Reclamation & Conservation		ISSUED AND OUTSTANDING		Balance January 1, 1981	31,661.78
Other Recreational Services	39,759.00	School 225,000.00		Transfers From Taxes or Liens	
EDUCATION (excluding schools)		Self-liquidating 5,411,700.00		Sale for Cash (1981)	
Libraries	140,719.00	Other 5,636,700.00		Cancelled, Abated or Adjusted (1981)	
Other Educational Services	10,498.22	Total		Balance December 31, 1981	31,661.78
STATUTORY EXPENDITURES		EQUALIZED VALUATION BASIS		CURRENT FINANCES DECEMBER 31, 1981	
Pensions & F. I. C. A.	429,067.30	FOR NET DEBT COMPUTATION		ASSETS	
Employee Fringe Benefits	143,000.00	REAL PROPERTY VALUATIONS		Cash Dec. 31, 1981	1,312,433.56
Other Statutory Expenditures	20,000.00	Code Class # of Parcels % VAL'N ASSESSED VALUATION		Taxes Receivable	184,196.81
CETA And Other Public Employment Programs	46,047.36	1 Vacant Land 144 .59 1,960,400.00		Tax Title Liens	
MUNICIPAL FUNCTIONS TOTAL	4,725,780.23	2 Residential 4670 75.05 247,353,300.00		Foreclosed Property	31,661.78
CAPITAL IMPROVEMENTS *MEMO*	100.00	3 Farm 4a Commercial 236 10.14 33,412,100.00		Emergencies & Other Deferred Charges	76,852.92
DEBT SERVICE		4b Industrial 15 .87 2,853,300.00		State and Federal Aid Receivable	73,034.02
Principal Payments	97,000.00	4c Apartments 143 13.35 44,005,000.00		Other Receivables	
Interest Payments	333,886.75	Total 5208 329,586,100.00		Total	1,678,179.09
DEFERRED CHARGES		Land Area 1.00 Sq. Miles		LIABILITIES, RESERVES, AND SURPLUS	
SCHOOL, COUNTY, SPECIAL DISTRICT TAXES	6,539,051.56	Net Valuation Taxable-Municipal		Cash Liabilities	954,589.62
RESERVE FOR UNCOLLECTED TAXES	398,146.00	Net Valuation Taxable-County		Reserves for Receivables	215,858.59
EXPENDITURES TOTAL	12,093,866.54	State Equalized Valuation		Surplus Dec. 31, 1981	507,730.88
		State Equalization Ratio 59.24		Total	1,678,179.09

1602

Population 1980 14,388
 Population 1981 74,552
 S & P Rating
 Moody Rating A-1

General Tax Rate Per \$100. 3.60
 State Equalized Tax Rate 1.93

CLIFTON CITY - PASSAIC COUNTY

Form of Government:

Council-Manager (1923)

Number of Members on Governing Body - 7

PER CAPITA:

Gross Debt 366.21
 Net Debt 19.17
 Debt Service 32.54
 Total Tax Levy 543.38
 Municipal Expenditures 356.76

PER CENT:

Gross Debt 1.46
 Net Debt 1.27
 Tax Levy Collected 97.06
 Tax Levy Cancelled, Abated or Adjusted .21

EXPENDITURES		REVENUES-REALIZED		1981 PROPERTY TAX	
GENERAL GOVERNMENT				STATE EQUALIZED TAX RATE → .80	
Governing Body & Public Boards	29,900.00	1981 Property Taxes Collected	39,285,866.79	Local District School Taxes	16,794,502.00
Municipal Clerk	157,300.00	1981 Payments in Lieu of Taxes		Regional & Consolidated School Tax	
Financial Administration	345,383.56	Delinquent Tax & Lien Collections	816,640.00	School Taxes in Municipal Budget	528,085.52
Assessment of Taxes	154,415.00	Business Personalty Replacement Taxes	3,161,018.36	County Taxes	13,362,205.98
Collection of Taxes	134,785.00	Taxes from Public Utilities	4,790,722.00	County Library Taxes	
Planning, Housing & Development	37,477.00	Other Miscellaneous Tax Revenues		Local Municipal Purpose Taxes	9,556,438.54
Human Resources	105.00	State Aid Revenues	931,154.78	Veteran & Senior Citizen Taxes	860,150.00
Elections	20,600.00	Federal Aid Revenues	478,406.83	Total Taxes for Rate Computation	41,081,382.08
General Administration (other)	1,075,207.00	State and Local Fiscal Assistance Act Utilized	714,870.95	Special District Taxes	
JUDICIARY		Sale of Acquired Property		Bank Corp. Taxes	111,276.94
Municipal Courts	162,900.00	Other Miscellaneous Revenues	3,458,011.05	Added and Omitted Taxes	177,343.53
PUBLIC SAFETY		Total	53,640,651.36	Total Taxes Levied - ABSTRACT	40,509,852.55
Fire Protection	4,017,790.95	Prior Years Surplus Appropriated	3,800,000.00	Total Taxes Billed	40,476,677.53
Police Protection	3,827,146.00	REVENUES TOTAL	57,440,651.36	1981 TAXES COLLECTED	29,289,866.79
Civil Defense & Disaster Control	15,685.00	Reserve For Uncollected Taxes	3,138,450.96	1981 Taxes Cancelled, Abated or Adjusted	84,597.33
Environmental Inspection & Control	145,875.00	CAPITAL OUTLAY TOTAL	3,326,031.69	Transfer to Tax Title Liens or Foreclosed	25,210.00
Other Public Safety	250,777.00			Balance Outstanding Dec. 31, 1981	1,079,003.41
PUBLIC WORKS				PRIOR YEARS TAXES OUTSTANDING	
Streets and Drainage	1,141,075.00	Public Enterprises		Balance January 1, 1981	1,354,022.34
Sewers and Sewage Processing	3,594,260.00	Recreation—Culture	18,379.21	Collected in 1981	792,124.84
Garbage and Trash Disposal		Public Works	2,552,862.83	Cancelled, Abated or Adjusted 1981	169,667.02
Public Buildings and Grounds	252,391.35	Buildings and Grounds	728,056.11	Transfers to Tax Title Liens or Foreclosed	33,279.01
Other Public Works	259,250.00	Library and Education	26,653.54	Balance December 31, 1981	358,451.47
HEALTH and WELFARE		Conservation		TAX TITLE LIENS OUTSTANDING	
Health Services Except Environmental	465,037.65	All Other		Balance January 1, 1981	179,509.50
Welfare-Public Assistance	41,785.00	CAPITAL DEBT AUTHORIZED, DECEMBER 31, 1981		Transfer From Taxes	63,352.82
Hospitals, Clinics, First Aid		ISSUED AND UNISSUED		Redeemed in 1981	24,515.76
Animal, Insect, & Rodent Control	47,325.00	School	2,466,000	Cancelled, Abated or Adjusted (1981)	
Other Welfare Services		Self-Liquidating	1,041,000	Transfers to Foreclosed Property	
RECREATION and CONSERVATION		Other	23,794,600	Balance December 31, 1981	218,346.56
Beaches and Boardwalks		Total	27,301,600	PROPERTY ACQUIRED BY DEED OR FORECLOSURE	
Parks, Playgrounds, Shade Trees	595,410.00	ISSUED AND OUTSTANDING		Balance January 1, 1981	38,624.00
Land Reclamation & Conservation	447.00	School	2,466,000.00	Transfers From Taxes or Liens	
Other Recreational Services	20,250.00	Self-Liquidating	24,000.00	Sale for Cash (1981)	
EDUCATION (excluding schools)		Other	17,533,000.00	Cancelled, Abated or Adjusted (1981)	
Libraries	754,000.00	Total	20,023,000.00	Balance December 31, 1981	38,624.00
Other Educational Services		EQUALIZED VALUATION BASIS		CURRENT FINANCES DECEMBER 31, 1981	
STATUTORY EXPENDITURES		FOR NET DEBT COMPUTATION	1,876,392,581	ASSETS	
Pensions & F. I. C. A.	1,803,437.00	REAL PROPERTY VALUATIONS		Cash Dec. 31, 1981	12,812,813.99
Employee Fringe Benefits	770,000.00	Code Class # of Parcels % VAL'N		Taxes Receivable	1,437,954.88
Other Statutory Expenditures	66,000.00	1 Vacant Land 504 .97		Tax Title Liens	218,346.56
CETA And Other Public Employment Programs	815,000.00	2 Residential 18938 59.50		Foreclosed Property	38,624.00
MUNICIPAL FUNCTIONS TOTAL	21,007,814.51	3 Farm 3		Emergencies & Other Deferred Charges	
CAPITAL IMPROVEMENTS *MEMO*	355,000.00	4a Commercial 1145 15.93		State and Federal Aid Receivable	131,154.01
DEBT SERVICE		4b Industrial 306 18.90		Other Receivables	350,254.55
Principal Payments	974,600.00	4c Apartments 97 4.70		Total	14,989,147.99
Interest Payments	1,451,265.75	Total	20993	LIABILITIES, RESERVES, AND SURPLUS	
TYPE I SCHL DEBT *MEMO	528,435.00	Land Area 11.20 Sq. Miles		Cash Liabilities	8,331,363.60
DEFERRED CHARGES	24,874.31	Net Valuation Taxable-Municipal	1,119,394,500	Reserves for Receivables	2,045,179.59
SCHOOL, COUNTY, SPECIAL DISTRICT TAXES	30,684,793.50	Net Valuation Taxable-County	2,052,466,298	Surplus Dec. 31, 1981	4,612,604.40
RESERVE FOR UNCOLLECTED TAXES	3,138,450.96	State Equalized Valuation	2,084,278,145	Total	14,989,147.99
EXPENDITURES TOTAL	57,281,799.03	State Equalization Ratio	53.50		

1981/3000

* ABOVE DEBT SERVICE INCLUDES TYPE I SCHOOL DEBT

1005

Population 1980 1,910
 Population 1981 1,894
 S & P Rating AAA
 Moody Rating BAA-1

General Tax Rate Per \$100.

2.84

State Equalized Tax Rate

2.74

CLINTON TOWN - HUNTERDON COUNTY

Form of Government:

Town Council

Number of Members on Governing Body - 7

PER CAPITA

Gross Debt 1,704.73

Net Debt 1,431.06

Debt Service 29.59

Total Tax Levy 824.49

Municipal Expenditures 345.38

PER CENT:

Gross Debt 6.43

Net Debt 5.40

Tax Levy Collected 53.80

Tax Levy Cancelled, Abated

or Adjusted 2.25

EXPENDITURES		REVENUES-REALIZED		1981 PROPERTY TAX	
GENERAL GOVERNMENT		1981 Property Taxes Collected		STATE EQUALIZED TAX RATE	
Governing Body & Public Boards			1,457,654.14	Local District School Taxes	.96 543,806.00
Municipal Clerk		1981 Payments in Lieu of Taxes		Regional & Consolidated School Tax	.76 431,168.21
Financial Administration	11,545.00	Delinquent Tax & Lien Collections	83,176.21	School Taxes in Municipal Budget	
Assessment of Taxes	4,573.00	Business Personalty Replacement Taxes	42,344.16	County Taxes	.40 228,524.08
Collection of Taxes	8,000.00	Taxes from Public Utilities	66,021.00	County Library Taxes	.03 14,673.91
Planning, Housing & Development	8,695.00	Other Miscellaneous Tax Revenues		Local Municipal Purpose Taxes	.58 330,194.35
Human Resources		State Aid Revenues	14,301.32	Veteran & Senior Citizen Taxes	
Elections		Federal Aid Revenues		Total Taxes for Rate Computation	2.73 1,561,266.55
General Administration (other)	83,605.55	State and Local Fiscal Assistance Act Utilized	11,771.00	Special District Taxes	
JUDICIARY		Sale of Acquired Property		Bank Corp. Taxes	9,190.55
Municipal Courts	14,100.00	Other Miscellaneous Revenues	194,663.27	Added and Omitted Taxes	3,429.39
PUBLIC SAFETY		Total	1,869,971.10	Total Taxes Levied - ABSTRACT	1,561,586.49
Fire Protection	18,330.00	Prior Years Surplus Appropriated	49,718.00	Total Taxes Billed	1,554,037.30
Police Protection	136,934.00	REVENUES TOTAL	1,919,685.10	1981 TAXES COLLECTED	1,457,654.14
Civil Defense & Disaster Control	100.00	Reserve For Uncollected Taxes	115,179.48	1981 Taxes Cancelled, Abated or Adjusted	3,921.55
Environmental Inspection & Control	6,132.00	CAPITAL OUTLAY TOTAL	316,266.07	Transfer to Tax Title Liens or Foreclosed	7,284.60
Other Public Safety		Public Enterprises	168,582.44	Balance Outstanding Dec. 31, 1981	85,177.01
PUBLIC WORKS		Recreation—Culture		PRIOR YEARS TAXES OUTSTANDING	
Streets and Drainage	50,756.00	Public Works	114,091.05	Balance January 1, 1981	75,338.36
Sewers and Sewage Processing	45,771.00	Buildings and Grounds	33,592.58	Collected in 1981	71,608.14
Garbage and Trash Disposal	42,728.00	Library and Education		Cancelled, Abated or Adjusted 1981	305.60
Public Buildings and Grounds	2,425.00	Conservation		Transfers to Tax Title Liens or Foreclosed	3,274.35
Other Public Works		All Other		Balance December 31, 1981	150.27
HEALTH and WELFARE		CAPITAL DEBT AUTHORIZED, DECEMBER 31, 1981		TAX TITLE LIENS OUTSTANDING	
Health Services Except Environmental	1,100.00	ISSUED AND UNISSUED		Balance January 1, 1981	19,059.59
Welfare-Public Assistance	2,380.00	School	518,324	Transfer From Taxes	10,802.10
Hospitals, Clinics, First Aid		Self-liquidating	2,480,703	Redeemed in 1981	11,568.07
Animal, Insect, & Rodent Control		Other	229,732	Cancelled, Abated or Adjusted (1981)	
Other Welfare Services		Total	3,228,760	Transfers to Foreclosed Property	
RECREATION and CONSERVATION		ISSUED AND OUTSTANDING		Balance December 31, 1981	10,293.62
Beaches and Boardwalks		School	518,113.68	PROPERTY ACQUIRED BY DEED OR	
Parks, Playgrounds, Shade Trees	9,100.00	Self-liquidating	2,367,000.00	FORECLOSURE	
Land Reclamation & Conservation	200.00	Other	191,000.00	Balance January 1, 1981	
Other Recreational Services		Total	3,076,113.68	Transfers From Taxes or Liens	
EDUCATION (excluding schools)		EQUALIZED VALUATION BASIS		Sale for Cash (1981)	
Libraries	500.00	FOR NET DEBT COMPUTATION	50,226,125	Cancelled, Abated or Adjusted (1981)	
Other Educational Services	950.00	REAL PROPERTY VALUATIONS		Balance December 31, 1981	
STATUTORY EXPENDITURES		Code Class # of Parcels % VAL'N	ASSESSED VALUATION	CURRENT FINANCES DECEMBER 31, 1981	
Pensions & F. I. C. A.	19,750.00	1 Vacant Land 70 3.71	1,594,550.00	ASSETS	
Employee Fringe Benefits	7,050.00	2 Residential 504 64.18	34,482,500.00	Cash Dec. 31, 1981	237,294.84
Other Statutory Expenditures	1,500.00	3 Farm 12 .71	382,800.00	Taxes Receivable	85,327.28
CETA And Other Public Employment Programs		4a Commercial 107 27.29	14,661,500.00	Tax Title Liens	18,293.62
MUNICIPAL FUNCTIONS TOTAL	480,224.55	4b Industrial		Foreclosed Property	
CAPITAL IMPROVEMENTS *MEMO*	1,000.00	4c Apartments 4 4.11	2,205,900.00	Emergencies & Other Deferred Charges	8,100.00
DEBT SERVICE		Total 697	53,727,250.00	State and Federal Aid Receivable	516.57
Principal Payments	35,000.00	Land Area 1.30 Sq. Miles		Other Receivables	4,033.14
Interest Payments	21,045.63	Net Valuation Taxable-Municipal	54,598,870	Total	353,565.45
DEFERRED CHARGES	2,700.00	Net Valuation Taxable-County	52,126,425	LIABILITIES, RESERVES, AND SURPLUS	
SCHOOL, COUNTY, SPECIAL DISTRICT TAXES	1,218,172.20	State Equalized Valuation	56,583,890	Cash Liabilities	46,677.33
RESERVE FOR UNCOLLECTED TAXES	115,179.48	State Equalization Ratio	56.44	Reserves for Receivables	107,654.04
EXPENDITURES TOTAL	1,872,321.86			Surplus Dec. 31, 1981	194,234.08

1006

Population 1980 7,345
 Population 1981 7,576
 S & P Rating
 Moody Rating

General Tax Rate Per \$100. 2.16
 State Equalized Tax Rate 2.36

CLINTON TOWNSHIP – HUNTERDON CO.

Form of Government:

Small Municipality Plan C (OMCL 50)

Number of Members on Governing Body – 5

PER CAPITA:

Gross Debt 505.22
 Net Debt 250.66
 Debt Service 10.96
 Total Tax Levy 773.50
 Municipal Expenditures 245.31

PER CENT:

Gross Debt 1.80
 Net Debt .89
 Tax Levy Collected 94.45
 Tax Levy Cancelled, Abated or Adjusted .31

EXPENDITURES		REVENUES-REALIZED		1981 PROPERTY TAX	
GENERAL GOVERNMENT		1981 Property Taxes Collected		STATE EQUALIZED TAX RATE	
Governing Body & Public Boards	20,695.00	1981 Payments in Lieu of Taxes	5,534,415.83	Local District School Taxes	.57 2,335,194.00
Municipal Clerk	8,060.00	Delinquent Tax & Lien Collections	284,616.85	Regional & Consolidated School Tax	.77 1,844,067.01
Financial Administration	49,150.00	Business Personalty Replacement Taxes	100,233.04	School Taxes in Municipal Budget	
Assessment of Taxes	36,766.00	Taxes from Public Utilities	330,880.00	County Taxes	.42 1,003,000.38
Collection of Taxes	103,450.00	Other Miscellaneous Tax Revenues	47,487.75	County Library Taxes	.03 64,423.57
Planning, Housing & Development		State Aid Revenues	31,950.87	Local Municipal Purpose Taxes	.18 437,102.46
Human Resources		Federal Aid Revenues		Veteran & Senior Citizen Taxes	
Elections		State and Local Fiscal Assistance Act Utilized	31,950.87	Total Taxes for Rate Computation	2.37 5,730,337.82
General Administration (other)	161,604.00	Sale of Acquired Property		Special District Taxes	
JUDICIARY		Other Miscellaneous Revenues	854,218.50	Bank Corp. Taxes	2,163.11
Municipal Courts	30,677.00	Total	7,183,802.84	Added and Omitted Taxes	174,063.16
PUBLIC SAFETY		Prior Years Surplus Appropriated	300,000.00	Total Taxes Levied - ABSTRACT	5,860,014.09
Fire Protection	63,834.00	REVENUES TOTAL	7,483,802.84	Total Taxes Billed	5,859,329.00
Police Protection	310,308.00	Reserve For Uncollected Taxes	439,468.68	1981 TAXES COLLECTED	5,534,415.83
Civil Defense & Disaster Control	1,500.00	CAPITAL OUTLAY TOTAL	431,410.88	1981 Taxes Cancelled, Abated or Adjusted	18,398.92
Environmental Inspection & Control	35,053.00			Transfer to Tax Title Liens or Foreclosed	25,002.66
Other Public Safety				Balance Outstanding Dec. 31, 1981	281,511.79
PUBLIC WORKS				PRIOR YEARS TAXES OUTSTANDING	
Streets and Drainage	293,926.00	Public Enterprises	15,970.82	Balance January 1, 1981	254,914.85
Sewers and Sewage Processing	7,000.00	Recreation—Culture	257,489.52	Collected in 1981	245,232.93
Garbage and Trash Disposal	4,450.00	Public Works	157,950.54	Cancelled, Abated or Adjusted 1981	2,211.13
Public Buildings and Grounds	51,300.00	Buildings and Grounds		Transfers to Tax Title Liens or Foreclosed	6,208.60
Other Public Works		Library and Education		Balance December 31, 1981	1,262.19
HEALTH and WELFARE		Conservation		TAX TITLE LIENS OUTSTANDING	
Health Services Except Environmental	200.00	All Other		Balance January 1, 1981	100,897.69
Welfare-Public Assistance				Transfer From Taxes	31,744.13
Hospitals, Clinics, First Aid				Redeemed in 1981	39,383.92
Animal, Insect, & Rodent Control	1,250.00			Cancelled, Abated or Adjusted (1981)	4,071.71
Other Welfare Services				Transfers to Foreclosed Property	
RECREATION and CONSERVATION				Balance December 31, 1981	89,186.19
Beaches and Boardwalks				PROPERTY ACQUIRED BY DEED OR	
Parks, Playgrounds, Shade Trees	9,975.00			FORECLOSURE	
Land Reclamation & Conservation	3,000.00			Balance January 1, 1981	
Other Recreational Services				Transfers From Taxes or Liens	
EDUCATION (excluding schools)				Sale for Cash (1981)	
Libraries				Cancelled, Abated or Adjusted (1981)	
Other Educational Services				Balance December 31, 1981	
STATUTORY EXPENDITURES				CURRENT FINANCES DECEMBER 31, 1981	
Pensions & F. I. C. A.	67,750.00			ASSETS	
Employee Fringe Benefits	23,500.00			Cash Dec. 31, 1981	3,415,503.66
Other Statutory Expenditures	4,300.00			Taxes Receivable	282,773.98
CETA And Other Public Employment Programs				Tax Title Liens	89,186.19
MUNICIPAL FUNCTIONS TOTAL	1,287,748.00			Foreclosed Property	
CAPITAL IMPROVEMENTS *MEMO*	126,800.00			Emergencies & Other Deferred Charges	121,000.00
DEBT SERVICE				State and Federal Aid Receivable	2,021.83
Principal Payments	68,000.00			Other Receivables	137,943.65
Interest Payments	15,014.40			Total	4,048,429.51
DEFERRED CHARGES	48,237.86			LIABILITIES, RESERVES, AND SURPLUS	
SCHOOL, COUNTY, SPECIAL DISTRICT TAXES	5,246,685.36			Cash Liabilities	2,326,013.04
RESERVE FOR UNCOLLECTED TAXES	439,468.68			Reserves for Receivables	509,904.02
EXPENDITURES TOTAL	7,105,154.30			Surplus Dec. 31, 1981	1,212,512.45
				Total	4,048,429.51

Population 1980 8,164
 Population 1981 8,168
 S & P Rating
 Moody Rating A-1

General Tax Rate Per \$100. 4.69
 State Equalized Tax Rate 2.49

CLOSTER BOROUGH - BERGEN COUNTY

Form of Government:

Borough Council

Number of Members on Governing Body - 6

PER CAPITA:

Gross Debt 958.20
 Net Debt 893.83
 Debt Service 86.92
 Total Tax Levy 898.88
 Municipal Expenditures 424.41

PER CENT:

Gross Debt 3.08
 Net Debt 2.87
 Tax Levy Collected 98.21
 Tax Levy Cancelled, Abated or Adjusted .15

EXPENDITURES		REVENUES-REALIZED		1981 PROPERTY TAX	
GENERAL GOVERNMENT				STATE EQUALIZED TAX RATE	
Governing Body & Public Boards		1981 Property Taxes Collected	7,210,849.82	Local District School Taxes .50	2,653,082.65
Municipal Clerk	41,697.90	1981 Payments in Lieu of Taxes		Regional & Consolidated School Tax .69	2,036,994.58
Financial Administration	73,418.92	Delinquent Tax & Lien Collections	142,878.87	School Taxes in Municipal Budget	
Assessment of Taxes	77,744.80	Business Personalty Replacement Taxes	94,023.88	County Taxes .32	943,544.48
Collection of Taxes	4,500.00	Taxes from Public Utilities	864,058.00	County Library Taxes	
Planning, Housing & Development	24,132.52	Other Miscellaneous Tax Revenues		Local Municipal Purpose Taxes .57	1,667,999.19
Human Resources		State Aid Revenues	71,042.32	Veteran & Senior Citizen Taxes	69,700.00
Elections	1,169.41	Federal Aid Revenues		Total Taxes for Rate Computation 2.48	7,351,320.90
General Administration (other)	312,273.96	State and Local Fiscal Assistance Act Utilized	79,685.00	Special District Taxes	
JUDICIARY		Sale of Acquired Property		Bank Corp. Taxes	10,325.80
Municipal Courts	21,297.03	Other Miscellaneous Revenues	299,914.69	Added and Omitted Taxes	10,119.43
PUBLIC SAFETY		Total	8,762,456.58	Total Taxes Levied - ABSTRACT	7,342,066.13
Fire Protection	100,835.00	Prior Years Surplus Appropriated	275,000.00	Total Taxes Billed	7,210,849.82
Police Protection	570,805.82	REVENUES TOTAL	9,037,456.58	1981 TAXES COLLECTED	
Civil Defense & Disaster Control		Reserve For Uncollected Taxes	236,251.37	1981 Taxes Cancelled, Abated or Adjusted	10,628.86
Environmental Inspection & Control	19,312.44	CAPITAL OUTLAY TOTAL	309,518.70	Transfer to Tax Title Liens or Foreclosed	1,003.66
Other Public Safety				Balance Outstanding Dec. 31, 1981	119,521.63
PUBLIC WORKS				PRIOR YEARS TAXES OUTSTANDING	
Streets and Drainage	248,227.37	Public Enterprises		Balance January 1, 1981	152,520.39
Sewers and Sewage Processing	33,428.14	Recreation—Culture		Collected in 1981	142,878.87
Gorbage and Trash Disposal	188,181.32	Public Works	77,853.20	Cancelled, Abated or Adjusted 1981	
Public Buildings and Grounds	88,754.13	Buildings and Grounds	231,625.50	Transfers to Tax Title Liens or Foreclosed	
Other Public Works	180,650.50	Library and Education		Balance December 31, 1981	9,647.52
HEALTH and WELFARE		Conservation		TAX TITLE LIENS OUTSTANDING	
Health Services Except Environmental	41,949.66	All Other		Balance January 1, 1981	2,018.52
Welfare-Public Assistance	1,707.15	CAPITAL DEBT AUTHORIZED, DECEMBER 31, 1981		Transfer From Taxes	1,003.66
Hospitals, Clinics, First Aid		ISSUED AND UNISSUED GROSS DEBT		Redeemed in 1981	
Animal, Insect, & Rodent Control		School 524,047		Cancelled, Abated or Adjusted (1981)	
Other Welfare Services		Self-liquidating		Transfers to Foreclosed Property	
RECREATION and CONSERVATION		Other 7,302,500	7,300,768	Balance December 31, 1981	3,022.18
Beaches and Boardwalks	5,600.00	Total 7,826,547	7,300,768	PROPERTY ACQUIRED BY DEED OR FORECLOSURE	
Parks, Playgrounds, Shade Trees	100.00	ISSUED AND OUTSTANDING		Balance January 1, 1981	130,531.25
Land Reclamation & Conservation	39,080.44	School 524,047.40		Transfers From Taxes or Liens	
Other Recreational Services		Self-liquidating		Sale for Cash (1981)	
EDUCATION (excluding schools)		Other 6,840,675.00		Cancelled, Abated or Adjusted (1981)	
Libraries	125,415.86	Total 7,364,722.40		Balance December 31, 1981	130,531.25
Other Educational Services		EQUALIZED VALUATION BASIS FOR NET DEBT COMPUTATION	254,112,569	CURRENT FINANCES DECEMBER 31, 1981	
STATUTORY EXPENDITURES		REAL PROPERTY VALUATIONS		ASSETS	
Pensions & F. I. C. A.	184,025.74	Code Class # of Parcels % VAL'N		Cash Dec. 31, 1981	570,999.14
Employee Fringe Benefits	67,950.00	1 Vacant Land 144 2.48	3,803,900.00	Taxes Receivable	129,169.15
Other Statutory Expenditures	11,499.60	2 Residential 2479 63.40	128,118,600.00	Tax Title Liens	3,022.18
CETA And Other Public Employment Programs		3 Farm 8 .29	430,100.00	Foreclosed Property	130,531.25
MUNICIPAL FUNCTIONS		4a Commercial 96 11.01	16,516,900.00	Emergencies & Other Deferred Charges	76,000.00
CAPITAL IMPROVEMENTS *M-L-MU*	31,555.00	4b Industrial 10 2.80	4,297,000.00	State and Federal Aid Receivable	
DEBT SERVICE		4c Apartments 1 .03	41,800.00	Other Receivables	1,439.50
Principal Payments	242,584.14	Total 2738	153,614,300.00	Total	911,161.22
Interest Payments	467,365.61	Land Area 3.17 Sq. Miles		LIABILITIES, RESERVES, AND SURPLUS	
DEFERRED CHARGES		Net Valuation Taxable-Municipal	156,334,425	Cash Liabilities	275,455.47
SCHOOL, COUNTY, SPECIAL DISTRICT TAXES	5,633,621.71	Net Valuation Taxable-County	264,029,560	Reserves for Receivables	264,162.08
RESERVE FOR UNCOLLECTED TAXES	236,251.37	State Equalized Valuation	251,903,672	Surplus Dec. 31, 1981	371,543.67
EXPENDITURES		State Equalization Ratio	53.12	Total	911,161.22
TOTAL	9,100,196.75				

Population 1980 15,838
 Population 1981 15,755
 S & P Rating
 Moody Rating AA

General Tax Rate Per \$100.
 5.00
 State Equalized Tax Rate
 2.97

COLLINGSWOOD BOROUGH - CAMDEN CO.

Form of Government:

Commission (1911)

Number of Members on Governing Body - 3

PER CAPITA:

Gross Debt 215.33
 Net Debt 41.19
 Debt Service 9.18
 Total Tax Levy 413.05
 Municipal Expenditures 184.14

PER CENT:

Gross Debt 1.75
 Net Debt .33
 Tax Levy Collected 95.27
 Tax Levy Cancelled, Abated or Adjusted .04

EXPENDITURES		REVENUES-REALIZED		1981 PROPERTY TAX	
GENERAL GOVERNMENT		1981 Property Taxes Collected		STATE EQUALIZED TAX RATE	
Governing Body & Public Boards				Local District School Taxes	1.36
Municipal Clerk			6,190,866.26	Regional & Consolidated School Tax	
Financial Administration	10,200.00	1981 Payments in Lieu of Taxes		School Taxes in Municipal Budget	
Assessment of Taxes	15,360.00	Delinquent Tax & Lien Collections	254,935.29	County Taxes	1.09 *
Collection of Taxes	36,504.00	Business Personalty Replacement Taxes	115,852.16	County Library Taxes	
Planning, Housing & Development	7,526.00	Taxes from Public Utilities	533,621.00	Local Municipal Purpose Taxes	.50
Human Resources	300.00	Other Miscellaneous Tax Revenues		Veteran & Senior Citizen Taxes	
Elections	14,700.00	State Aid Revenues	155,795.55	Total Taxes for Rate Computation	2.97
General Administration (other)	131,883.09	Federal Aid Revenues	12,147.60	Special District Taxes	
JUDICIARY		State and Local Fiscal Assistance Act Utilized	81,066.00	Bank Corp. Taxes	
Municipal Courts	41,743.00	Sale of Acquired Property		Added and Omitted Taxes	
PUBLIC SAFETY		Other Miscellaneous Revenues	344,545.95	Total Taxes Levied - ABSTRACT	
Fire Protection	227,571.00		7,688,829.81	Total Taxes Billed	6,507,548.14
Police Protection	600,952.00	Prior Years Surplus Appropriated	310,000.00	1981 TAXES COLLECTED	6,190,866.26
Civil Defense & Disaster Control	470.00	REVENUES TOTAL	7,998,829.81	1981 Taxes Cancelled, Abated or Adjusted	2,477.58
Environmental Inspection & Control	27,225.00	Reserve For Uncollected Taxes	323,100.45	Transfer to Tax Title Liens or Foreclosed	2,941.67
Other Public Safety		CAPITAL OUTLAY TOTAL		Balance Outstanding Dec. 31, 1981	302,146.42
PUBLIC WORKS			4,351.80	PRIOR YEARS TAXES OUTSTANDING	
Streets and Drainage	257,963.00	Public Enterprises	2,756.80	Balance January 1, 1981	248,873.65
Sewers and Sewage Processing		Recreation—Culture		Collected in 1981	244,030.59
Garbage and Trash Disposal	191,451.96	Public Works	1,635.00	Cancelled, Abated or Adjusted 1981	158.65
Public Buildings and Grounds	26,230.00	Buildings and Grounds		Transfers to Tax Title Liens or Foreclosed	2,135.50
Other Public Works		Library and Education		Balance December 31, 1981	2,548.51
HEALTH and WELFARE		Conservation		TAX TITLE LIENS OUTSTANDING	
Health Services Except Environmental	360.00	All Other		Balance January 1, 1981	24,503.50
Welfare-Public Assistance	7,230.00	CAPITAL DEBT AUTHORIZED, DECEMBER 31, 1981		Transfer From Taxes	5,374.95
Hospitals, Clinics, First Aid		ISSUED AND UNISSUED	GROSS DEBT	Redeemed in 1981	10,904.70
Animal, Insect, & Rodent Control		School	1,290,000	Cancelled, Abated or Adjusted (1981)	
Other Welfare Services		Self-liquidating	1,453,550	Transfers to Foreclosed Property	
RECREATION and CONSERVATION		Other	648,900	Balance December 31, 1981	18,973.81
Beaches and Boardwalks		Total	3,392,450	PROPERTY ACQUIRED BY DEED OR FORECLOSURE	
Parks, Playgrounds, Shade Trees	55,769.08	ISSUED AND OUTSTANDING		Balance January 1, 1981	3,250.00
Land Reclamation & Conservation	250.00	School	1,290,000.00	Transfers From Taxes or Liens	
Other Recreational Services	35,136.92	Self-Liquidating	1,035,000.00	Sale for Cash (1981)	
EDUCATION (excluding schools)		Other	480,000.00	Cancelled, Abated or Adjusted (1981)	
Libraries	128,527.00	Total	2,805,000.00	Balance December 31, 1981	3,250.00
Other Educational Services	3,000.00	EQUALIZED VALUATION BASIS		CURRENT FINANCES DECEMBER 31, 1981	
STATUTORY EXPENDITURES		FOR NET DEBT COMPUTATION		ASSETS	
Pensions & F. I. C. A.	198,800.00	REAL PROPERTY VALUATIONS		Cash Dec. 31, 1981	523,426.81
Employee Fringe Benefits	59,000.00	Code	Class # of Parcels % VAL'N	Taxes Receivable	304,694.93
Other Statutory Expenditures	6,500.00	1	Vacant Land 191 1.01	Tax Title Liens	18,973.81
CETA And Other Public Employment Programs	3,074.74	2	Residential 3886 70.18	Foreclosed Property	3,250.00
MUNICIPAL FUNCTIONS TOTAL		3	Farm	Emergencies & Other Deferred Charges	245,730.55
CAPITAL IMPROVEMENTS *MEMU*	8,000.00	4a	Commercial 344 14.31	State and Federal Aid Receivable	5,634.59
DEBT SERVICE		4b	Industrial	Other Receivables	100,069.81
Principal Payments	120,000.00	4c	Apartments 43 14.50	Total	1,201,780.50
Interest Payments	24,592.50	Total	4464	LIABILITIES, RESERVES, AND SURPLUS	
DEFERRED CHARGES		Land Area 1.86 Sq. Miles		Cash Liabilities	441,554.19
SCHOOL, COUNTY, SPECIAL DISTRICT TAXES	241,649.64	Net Valuation Taxable-Municipal	108,031,706	Reserves for Receivables	426,988.55
RESERVE FOR UNCOLLECTED TAXES	323,100.45	Net Valuation Taxable-County	198,374,637	Surplus Dec. 31, 1981	333,197.76
EXPENDITURES TOTAL		State Equalized Valuation	215,254,508	Total	1,201,780.50
	8,279,045.87	State Equalization Ratio	49.52		

Includes County Health Service Taxes or County Vocational School Taxes. See Table 13.

Population 1980 7,888
 Population 1981 7,872
 S & P Rating
 Maady Rating

General Tax Rate Per \$100.

2.16

State Equalized Tax Rate

1.98

COLTS NECK TOWNSHIP – MONMOUTH CO.**Form of Government:****Township Committee****Number of Members on Governing Body – 5****PER CAPITA:**

Gross Debt 557.26
 Net Debt 120.60
 Debt Service 9.53
 Total Tax Levy 725.33
 Municipal Expenditures 254.22

PER CENT:

Gross Debt 1.74
 Net Debt .38
 Tax Levy Collected 96.10
 Tax Levy Cancelled, Abated
 or Adjusted

EXPENDITURES		REVENUES-REALIZED		1981 PROPERTY TAX	
GENERAL GOVERNMENT		1981 Property Taxes Collected		STATE EQUALIZED TAX RATE	
Governing Body & Public Boards			5,485,767.74	Local District School Taxes .94	2,672,541.00
Municipal Clerk		1981 Payments in Lieu of Taxes		Regional & Consolidated School Tax .54	1,543,430.30
Financial Administration	12,000.00	Delinquent Tax & Lien Collections	187,462.15	School Taxes in Municipal Budget	
Assessment of Taxes	14,600.00	Business Personalty Replacement Taxes	62,268.72	County Taxes	1,367,906.35
Collection of Taxes	10,500.00	Taxes from Public Utilities	1,008,970.00	County Library Taxes	50,907.80
Planning, Housing & Development	29,350.00	Other Miscellaneous Tax Revenues	100,000.00	Local Municipal Purpose Taxes	
Human Resources		State Aid Revenues	42,740.58	Veteran & Senior Citizen Taxes	31,250.00
Elections	6,200.00	Federal Aid Revenues		Total Taxes for Rate Computation 1.98	5,660,035.53
General Administration (other)	316,300.00	State and Local Fiscal Assistance Act Utilized	29,000.00	Special District Taxes	
JUDICIARY		Sale of Acquired Property		Bank Corp. Taxes	1,698.83
Municipal Courts	41,000.00	Other Miscellaneous Revenues	537,902.35	Added and Omitted Taxes	73,342.57
PUBLIC SAFETY		Total	7,454,131.54	Total Taxes Levied - ABSTRACT	5,709,826.53
Fire Protection	32,280.00	Prior Years Surplus Appropriated	600,000.00	Total Taxes Billed	5,708,128.10
Police Protection	142,150.00	REVENUES	8,054,131.54	1981 TAXES COLLECTED	5,465,787.74
Civil Defense & Disaster Control	150.00	Reserve For Uncollected Taxes	383,821.00	1981 Taxes Cancelled, Abated or Adjusted	
Environmental Inspection & Control	15,530.00	CAPITAL OUTLAY	523,556.97	Transfer to Tax Title Liens or Foreclosed	
Other Public Safety		Total	523,556.97	Balance Outstanding Dec. 31, 1981	222,340.36
PUBLIC WORKS				PRIOR YEARS TAXES OUTSTANDING	
Streets and Drainage	555,040.00	Public Enterprises		Balance January 1, 1981	157,665.63
Sewers and Sewage Processing		Recreation—Culture	488,936.78	Collected in 1981	182,114.80
Garbage and Trash Disposal		Public Works	35,060.19	Cancelled, Abated or Adjusted 1981	
Public Buildings and Grounds	103,400.00	Buildings and Grounds		Transfers to Tax Title Liens or Foreclosed	
Other Public Works		Library and Education		Balance December 31, 1981	15,550.83
HEALTH and WELFARE		Conservation		TAX TITLE LIENS OUTSTANDING	
Health Services Except Environmental	36,398.00	All Other		Balance January 1, 1981	37,721.55
Welfare-Public Assistance	8,500.00	CAPITAL DEBT AUTHORIZED, DECEMBER 31, 1981		Transfer From Taxes	
Hospitals, Clinics, First Aid	9,000.00	ISSUED AND UNISSUED		Redeemed in 1981	5,347.35
Animal, Insect, & Rabid Control		GROSS DEBT	3,437,388	Cancelled, Abated or Adjusted (1981)	
Other Welfare Services		School		Transfers to Foreclosed Property	
RECREATION and CONSERVATION		Self-liquidating	949,375	Balance December 31, 1981	32,374.20
Beaches and Boardwalks		Other	949,375	PROPERTY ACQUIRED BY DEED OR	
Parks, Playgrounds, Shade Trees	15,800.00	Total	4,386,763	FORECLOSURE	
Land Reclamation & Conservation	2,050.00	ISSUED AND OUTSTANDING		Balance January 1, 1981	
Other Recreational Services	23,700.00	School	3,332,313.14	Transfers From Taxes or Liens	
EDUCATION (excluding schools)		Self-liquidating		Sale for Cash (1981)	
Libraries		Other	482,125.00	Cancelled, Abated or Adjusted (1981)	
Other Educational Services	40,000.00	Total	3,814,438.14	Balance December 31, 1981	
STATUTORY EXPENDITURES		EQUALIZED VALUATION BASIS		CURRENT FINANCES DECEMBER 31, 1981	
Pensions & F. I. C. A.	42,000.99	FOR NET DEBT COMPUTATION	252,366,566	ASSETS	
Employee Fringe Benefits		REAL PROPERTY VALUATIONS		Cash Dec. 31, 1981	2,514,020.77
Other Statutory Expenditures	4,000.00	Code Class # of Parcels % VAL'N		Taxes Receivable	237,891.19
CETA And Other Public Employment Programs		1 Vacant Land 136 1.67	4,296,700.00	Tax Title Liens	32,374.20
MUNICIPAL FUNCTIONS		2 Residential 1827 82.65	213,074,900.00	Foreclosed Property	
CAPITAL IMPROVEMENTS		3 Farm 450 9.86	25,455,300.00	Emergencies & Other Deferred Charges	1,200.00
DEBT SERVICE		4a Commercial 60 5.80	14,964,100.00	State and Federal Aid Receivable	100,000.00
Principal Payments	75,000.00	4b Industrial		Other Receivables	72,816.73
Interest Payments		4c Apartments		Total	2,958,310.89
DEFERRED CHARGES		Total	257,791,000.00	LIABILITIES, RESERVES, AND SURPLUS	
SCHOOL, COUNTY, SPECIAL DISTRICT TAXES	82,453.01	Land Area 31.70 Sq. Miles		Cash Liabilities	1,624,298.47
RESERVE FOR UNCOLLECTED TAXES	5,634,785.53	Net Valuation Taxable-Municipal	260,296,620	Reserves for Receivables	343,082.12
EXPENDITURES		Net Valuation Taxable-County	259,803,419	Surplus Dec. 31, 1981	990,930.30
TOTAL	7,636,008.53	State Equalized Valuation	284,121,307	Total	2,958,310.89
		State Equalization Ratio	51.54		

Population 1980 4,674
 Population 1981 4,735
 S & P Rating
 Moody Rating

General Tax Rate Per \$100. 4.09
 State Equalized Tax Rate 2.38

COMMERCIAL TWP. - CUMBERLAND CO.
Form of Government:
Township Committee
Number of Members on Governing Body - 3

PER CAPITA: Gross Debt 198.37 Gross Debt 2.63
 Net Debt 131.43 Net Debt 1.74
 Debt Service 11.92 Tax Levy Collected 87.24
 Total Tax Levy 240.95 Tax Levy Cancelled, Abated or Adjusted .34
 Municipal Expenditures 161.94

EXPENDITURES		REVENUES-REALIZED		1981 PROPERTY TAX	
GENERAL GOVERNMENT				STATE EQUALIZED TAX RATE 1.44	566,353.00
Governing Body & Public Boards		1981 Property Taxes Collected	596,358.59	Local District School Taxes	
Municipal Clerk		1981 Payments in Lieu of Taxes		Regional & Consolidated School Tax	
Financial Administration	21,850.00	Delinquent Tax & Lien Collections	86,657.04	School Taxes in Municipal Budget	
Assessment of Taxes	16,700.00	Business Personalty Replacement Taxes	39,467.64	County Taxes	.94 *
Collection of Taxes	23,000.00	Taxes from Public Utilities	231,866.00	County Library Taxes	
Planning, Housing & Development	61,802.35	Other Miscellaneous Tax Revenues		Local Municipal Purpose Taxes	
Human Resources		State Aid Revenues	56,224.11	Veteran & Senior Citizen Taxes	70,800.00
Elections	3,100.00	Federal Aid Revenues		Total Taxes for Rate Computation	2.38 1,039,268.56
General Administration (other)	131,220.00	State and Local Fiscal Assistance Act Utilized	49,787.18	Special District Taxes	123,900.75
JUDICIARY		Sale of Acquired Property	4,853.22	Bank Corp. Taxes	73.59
Municipal Courts	20,700.00	Other Miscellaneous Revenues	162,719.21	Added and Omitted Taxes	48,457.77
PUBLIC SAFETY		Total	1,627,572.99	Total Taxes Levied - ABSTRACT	1,140,901.07
Fire Protection	250.00	Prior Years Surplus Appropriated	189,927.00	Total Taxes Billed	1,142,142.03
Police Protection	4,100.00	REVENUES TOTAL	1,817,859.99	1981 TAXES COLLECTED	956,358.59
Civil Defense & Disaster Control		Reserve For Uncollected Taxes	110,165.60	1981 Taxes Cancelled, Abated or Adjusted	3,928.43
Environmental Inspection & Control	10,750.00	CAPITAL OUTLAY TOTAL	89,800.08	Transfer to Tax Title Liens or Foreclosed	13,550.25
Other Public Safety				Balance Outstanding Dec. 31, 1981	128,304.76
PUBLIC WORKS				PRIOR YEARS TAXES OUTSTANDING	
Streets and Drainage	115,505.00	Public Enterprises		Balance January 1, 1981	51,064.19
Sewers and Sewage Processing	8,190.00	Recreation—Culture		Collected in 1981	77,669.65
Garbage and Trash Disposal	36,500.00	Public Works	89,800.08	Cancelled, Abated or Adjusted 1981	799.32
Public Buildings and Grounds	35,600.00	Buildings and Grounds		Transfers to Tax Title Liens or Foreclosed	12,133.05
Other Public Works		Library and Education		Balance December 31, 1981	462.17
HEALTH and WELFARE		Conservation		TAX TITLE LIENS OUTSTANDING	
Health Services Except Environmental		All Other		Balance January 1, 1981	78,153.00
Welfare-Public Assistance	1,850.00	CAPITAL DEBT AUTHORIZED, DECEMBER 31, 1981		Transfer From Taxes	27,461.17
Hospitals, Clinics, First Aid		ISSUED AND UNISSUED GROSS DEBT NET DEBT		Redeemed in 1981	9,027.39
Animal, Insect, & Rodent Control	8,399.00	School 317,000		Cancelled, Abated or Adjusted (1981)	
Other Welfare Services		Self-liquidating 622,300	622,300	Transfers to Foreclosed Property	
RECREATION and CONSERVATION		Other 939,300	622,300	Balance December 31, 1981	96,586.78
Beaches and Boardwalks		Total	939,300	PROPERTY ACQUIRED BY DEED OR FORECLOSURE	
Parks, Playgrounds, Shade Trees	3,000.00	ISSUED AND OUTSTANDING		Balance January 1, 1981	182,330.00
Land Reclamation & Conservation		School 317,000.00		Transfers From Taxes or Liens	
Other Recreational Services		Self-liquidating 622,300.00		Sale for Cash (1981)	4,853.22
EDUCATION (excluding schools)		Other 939,300.00		Cancelled, Abated or Adjusted (1981)	
Libraries		Total	939,300.00	Balance December 31, 1981	177,476.78
Other Educational Services		EQUALIZED VALUATION BASIS		CURRENT FINANCES DECEMBER 31, 1981	
STATUTORY EXPENDITURES		FOR NET DEBT COMPUTATION	35,716,612	ASSETS	
Pensions & F. I. C. A	27,866.81	REAL PROPERTY VALUATIONS		Cash Dec. 31, 1981	540,981.53
Employee Fringe Benefits	12,000.00	Code Class # of Parcels % VAL'N		Taxes Receivable	128,766.53
Other Statutory Expenditures	2,000.00	1 Vacant Land 2412 17.22	3,866,169.00	Tax Title Liens	96,586.78
CETA And Other Public Employment Programs		2 Residential 1778 69.67	15,645,165.00	Foreclosed Property	177,476.78
MUNICIPAL FUNCTIONS		3 Farm 135 3.41	766,400.00	Emergencies & Other Deferred Charges	48,579.37
CAPITAL IMPROVEMENTS *MEMU*	545,383.16	4a Commercial 80 3.74	840,230.00	State and Federal Aid Receivable	24,204.09
DEBT SERVICE		4b Industrial 32 5.84	1,311,200.00	Other Receivables	8,244.85
Principal Payments	5,200.00	4c Apartments 1 .12	26,800.00	Total	1,024,840.33
Interest Payments	51,231.20	Total 4438	22,455,584.00	LIABILITIES, RESERVES, AND SURPLUS	
DEFERRED CHARGES	54,817.34	Land Area 34.00 Sq. Miles		Cash Liabilities	377,643.58
SCHOOL, COUNTY, SPECIAL DISTRICT TAXES	1,092,369.31	Net Valuation Taxable-Municipal	23,708,529	Reserves for Receivables	411,075.34
RESERVE FOR UNCOLLECTED TAXES	110,165.66	Net Valuation Taxable-County	37,175,510	Surplus Dec. 31, 1981	236,121.41
EXPENDITURES TOTAL	1,859,166.67	State Equalized Valuation	39,910,290	Total	1,024,840.33
		State Equalization Ratio	58.09		

Population 1980 254
Population 1981 250
S & P Rating
Moody Rating

General Tax Rate Per \$100. 3.09
State Equalized Tax Rate 1.61

CORBIN CITY - ATLANTIC COUNTY

Form of Government:

Special Charter (P.L. 1922 c. 56)

Number of Members on Governing Body - 3

PER CAPITA:

Gross Debt 1,640.00
Net Debt
Debt Service
Total Tax Levy 467.12
Municipal Expenditures 382.90

PER CENT:

Gross Debt 6.86
Net Debt
Tax Levy Collected 94.32
Tax Levy Cancelled, Abated or Adjusted .02

EXPENDITURES		REVENUES-REALIZED		1981 PROPERTY TAX	
GENERAL GOVERNMENT				STATE EQUALIZED TAX RATE	
Governing Body & Public Boords		1981 Property Taxes Collected		Local District School Taxes .80	58,000.00
Municipal Clerk		1981 Payments in Lieu of Taxes		Regional & Consolidated School Tax	
Financial Administration	5,375.00	Delinquent Tax & Lien Collections		School Taxes in Municipal Budget	
Assessment of Taxes	4,006.00	Business Personalty Replacement Taxes		County Taxes .35 *	24,927.01
Collection of Taxes	2,740.00	Taxes from Public Utilities		County Library Taxes .02	1,192.31
Planning, Housing & Development	3,850.00	Other Miscellaneous Tax Revenues		Local Municipal Purpose Taxes .44	31,438.76
Human Resources		State Aid Revenues		Veteran & Senior Citizen Taxes	7,700.00
Elections	250.00	Federal Aid Revenues		Total Taxes for Rate Computation 1.61	123,258.08
General Administration (other)	29,410.00	State and Local Fiscal Assistance Act Utilized		Special District Taxes	
JUDICIARY		Sale of Acquired Property		Bank Corp. Taxes	
Municipal Courts	3,850.00	Other Miscellaneous Revenues		Added and Omitted Taxes	1,222.63
PUBLIC SAFETY		Total		Total Taxes Levied - ABSTRACT	116,780.71
Fire Protection	500.00	Prior Years Surplus Appropriated		Total Taxes Billed	116,812.37
Police Protection	710.00	REVENUES TOTAL		1981 TAXES COLLECTED	110,233.78
Civil Defense & Disaster Control	1,000.00	Reserve For Uncollected Taxes		1981 Taxes Cancelled, Abated or Adjusted	18.24
Environmental Inspection & Control		CAPITAL OUTLAY TOTAL		Transfer to Tax Title Liens or Foreclosed	
Other Public Safety				Balance Outstanding Dec. 31, 1981	6,620.35
PUBLIC WORKS				PRIOR YEARS TAXES OUTSTANDING	
Streets and Drainage	4,789.00			Balance January 1, 1981	5,427.88
Sewers and Sewage Processing				Collected in 1981	5,427.88
Garbage and Trash Disposal	3,258.55			Cancelled, Abated or Adjusted 1981	
Public Buildings and Grounds	4,711.85			Transfers to Tax Title Liens or Foreclosed	
Other Public Works				Balance December 31, 1981	
HEALTH and WELFARE				TAX TITLE LIENS OUTSTANDING	
Health Services Except Environmental	100.00			Balance January 1, 1981	490.53
Welfare-Public Assistance	250.00			Transfer From Taxes	
Hospitals, Clinics, First Aid				Redeemed in 1981	59.79
Animal, Insect, & Rodent Control	400.00			Cancelled, Abated or Adjusted (1981)	190.62
Other Welfare Services				Transfers to Foreclosed Property	
RECREATION and CONSERVATION				Balance December 31, 1981	240.12
Beaches and Boardwalks				PROPERTY ACQUIRED BY DEED OR FORECLOSURE	
Parks, Playgrounds, Shade Trees				Balance January 1, 1981	29,310.00
Land Reclamation & Conservation				Transfers From Taxes or Liens	
Other Recreational Services	900.00			Sale for Cash (1981)	1,500.00
EDUCATION (excluding schools)				Cancelled, Abated or Adjusted (1981)	
Libraries				Balance December 31, 1981	27,810.00
Other Educational Services				CURRENT FINANCES DECEMBER 31, 1981	
STATUTORY EXPENDITURES				ASSETS	
Pensions & F. I. C. A.	4,350.00			Cash Dec. 31, 1981	155,123.51
Employee Fringe Benefits	400.00			Taxes Receivable	6,620.35
Other Statutory Expenditures	505.00			Tax Title Liens	240.12
CETA And Other Public Employment Programs	12,785.66			Foreclosed Property	27,810.00
MUNICIPAL FUNCTIONS TOTAL	84,181.06			Emergencies & Other Deferred Charges	
CAPITAL IMPROVEMENTS *MEMU*	500.00			State and Federal Aid Receivable	
DEBT SERVICE				Other Receivables	3,719.65
Principal Payments				Total	193,513.63
Interest Payments				LIABILITIES, RESERVES, AND SURPLUS	
DEFERRED CHARGES				Cash Liabilities	61,403.43
SCHOOL, COUNTY, SPECIAL DISTRICT TAXES	84,115.32			Reserves for Receivables	38,390.12
RESERVE FOR UNCOLLECTED TAXES	11,543.88			Surplus Dec. 31, 1981	93,720.08
EXPENDITURES TOTAL	175,844.20			Total	193,513.63

Population 1980 1,927
 Population 1981 1,982
 S & P Rating
 Moody Rating

General Tax Rate Per \$100. 2.38
 State Equalized Tax Rate 1.56

CRANBURY TOWNSHIP – MIDDLESEX CO.
Form of Government:
Township Committee
Number of Members on Governing Body – 3

PER CAPITA:
 Gross Debt 588.96
 Net Debt 435.61
 Debt Service 19.53
 Total Tax Levy 1,150.80
 Municipal Expenditures 560.47

PER CENT:
 Gross Debt .98
 Net Debt .73
 Tax Levy Collected 97.76
 Tax Levy Cancelled, Abated or Adjusted .02

EXPENDITURES		REVENUES-REALIZED		1981 PROPERTY TAX	
GENERAL GOVERNMENT				STATE EQUALIZED TAX RATE → .78	
Governing Body & Public Boords		1981 Property Taxes Collected	2,226,846.99	Local District School Taxes	1,134,637.00
Municipal Clerk		1981 Payments in Lieu of Taxes		Regional & Consolidated School Tax	
Finonciol Administration	13,165.00	Delinquent Tax & Lien Collections	68,713.67	School Taxes in Municipal Budget	
Assessment of Taxes	9,900.00	Business Personalty Replacement Taxes	140,505.92	County Taxes	780,804.02
Collection of Taxes	8,880.00	Taxes from Public Utilities	249,277.00	County Library Taxes	
Planning, Housing & Development	59,995.00	Other Miscellaneous Tax Revenues		Local Municipal Purpose Taxes	340,598.00
Human Resources		State Aid Revenues	15,840.09	Veteron & Senior Citizen Taxes	14,400.00
Elections	1,000.00	Federal Aid Revenues		Total Taxes for Rate Computation	2,270,439.02
General Administration (other)	122,100.00	State and Local Fiscal Assistance Act Utilized	30,752.00	Special District Taxes	
JUDICIARY		Sole of Acquired Property		Bank Corp. Taxes	6,166.66
Municipal Courts	25,969.00	Other Miscellaneous Revenues	244,382.78	Added and Omitted Taxes	18,688.75
PUBLIC SAFETY		Total	2,576,318.45	Total Taxes Levied - ABSTRACT	2,280,894.43
Fire Protection	26,750.00	Prior Years Surplus Appropriated	136,661.00	Total Taxes Billed	2,277,777.18
Police Protection	241,855.00	REVENUES TOTAL	3,112,979.45	1981 TAXES COLLECTED	2,226,846.99
Civil Defense & Disaster Control	100.00	Reserve For Uncollected Taxes	115,000.00	1981 Taxes Cancelled, Aboted or Adjusted	476.00
Environmental Inspection & Control	12,200.00			Transfer to Tax Title Liens or Foreclosed	373.66
Other Public Safety		CAPITAL OUTLAY TOTAL	177,166.37	Balance Outstanding Dec. 31, 1981	50,080.53
PUBLIC WORKS				PRIOR YEARS TAXES OUTSTANDING	
Streets and Drainage	170,174.00	Public Enterprises		Balance January 1, 1981	69,466.44
Sewers and Sewage Processing	48,850.00	Recreation—Culture		Collected in 1981	68,713.67
Gorbage and Trash Disposol	900.00	Public Works	177,166.37	Cancelled, Abated or Adjusted 1981	474.00
Public Buildings and Grounds	32,800.00	Buildings and Grounds		Transfers to Tax Title Liens or Foreclosed	278.77
Other Public Works		Library and Education		Balance December 31, 1981	
HEALTH and WELFARE		Conservation		TAX TITLE LIENS OUTSTANDING	
Health Services Except Environmental	4,235.00	All Other		Balance January 1, 1981	2,306.72
Welfare-Public Assistance	6,100.00			Transfer From Taxes	692.60
Hospitals, Clinics, First Aid	1,650.00	CAPITAL DEBT AUTHORIZED, DECEMBER 31, 1981		Redeemed in 1981	
Animal, Insect, & Rodent Control	3,650.00	ISSUED AND UNISSUED		Cancelled, Abated or Adjusted (1981)	
Other Welfare Services	1,500.00	School	230,000	Transfers to Foreclosed Property	
		Self-liquidating	73,948	Balance December 31, 1981	2,999.32
		Other	863,369	PROPERTY ACQUIRED BY DEED OR FORECLOSURE	
		Total	1,167,318	Balance January 1, 1981	
RECREATION and CONSERVATION				Transfers From Taxes or Liens	
Beoches and Boardwalks		ISSUED AND OUTSTANDING		Sole for Cosh (1981)	
Parks, Playgrounds, Shode Trees	45,600.00	School	230,000.00	Cancelled, Aboted or Adjusted (1981)	
Land Reclomotion & Conservation	2,450.00	Self-Liquidating	70,000.00	Balance December 31, 1981	
Other Recreational Services	500.00	Other	648,000.00	CURRENT FINANCES DECEMBER 31, 1981	
EDUCATION (excluding schools)		Total	948,000.00	ASSETS	
Libraries	35,600.00			Cosh Dec. 31, 1981	717,272.92
Other Educotional Services		EQUALIZED VALUATION BASIS FOR NET DEBT COMPUTATION	119,019,529	Taxes Receivable	50,080.53
STATUTORY EXPENDITURES		REAL PROPERTY VALUATIONS		Tox Title Liens	2,999.32
Pensions & F. I. C. A.	46,000.00	Code Class # of Parcels % VAL'N		Foreclosed Property	
Employee Fringe Benefits		1 Vacant Land 63 1.48	1,389,100.00	Emergencies & Other Deferred Charges	8,651.54
Other Statutory Expenditures	4,000.00	2 Residential 558 34.32	32,195,500.00	State and Federal Aid Receivable	
CETA And Other Public Employment Progroms		3 Farm 198 8.54	8,009,800.00	Other Receivables	51,922.81
MUNICIPAL FUNCTIONS TOTAL	927,929.00	4a Commercial 48 9.10	6,537,700.00	Total	830,927.52
CAPITAL IMPROVEMENTS *MEMU*	50.00	4b Industrial 13 46.44	43,563,600.00	LIABILITIES, RESERVES, AND SURPLUS	
DEBT SERVICE		4c Apartments 1 .13	120,300.00	Cosh Liabilities	206,294.19
Principal Payments	6,000.00	Total	93,816,000.00	Reserves for Receivables	105,002.66
Interest Payments	32,700.00	Land Area 13.30 Sq. Miles		Surplus Dec. 31, 1981	519,630.67
DEFERRED CHARGES	25,225.00	Net Valuation Taxable-Municipal	94,915,682	Total	830,927.52
SCHOOL, COUNTY, SPECIAL DISTRICT TAXES	1,915,441.02	Net Valuation Taxable-County	147,007,895		
RESERVE FOR UNCOLLECTED TAXES	115,000.00	State Equalized Valuation	144,488,393		
EXPENDITURES TOTAL	3,026,295.02	State Equalization Ratio	65.43		

Population 1980	24,573
Population 1981	24,521
S & P Rating	
Moody Rating	A-1

General Tax Rate Per \$100.

State Equalized Tax Rate

2.54

CRANFORD TOWNSHIP – UNION COUNTY

Form of Government:

Township Committee

Number of Members on Governing Body – 5

PER CAPITA.

Grass Debt	705.01
Net Debt	353.60
Debt Service	22.64
Total Tax Levy	705.30
Municipal Expenditures	317.76

PER CENT.

Gross Debt	2.85
Net Debt	1.43
Tax Levy Collected	98.55
Tax Levy Cancelled, Abated or Adjusted	.04

EXPENDITURES		REVENUES-REALIZED		1981 PROPERTY TAX	
GENERAL GOVERNMENT				STATE EQUALIZED TAX RATE	
Governing Body & Public Boards	3,500.00	1981 Property Taxes Collected		Local District School Taxes	1.53
Municipal Clerk		17,034,863.98		Regional & Consolidated School Tax	
Financial Administration	81,801.00	1981 Payments in Lieu of Taxes		School Taxes in Municipal Budget	
Assessment of Taxes	16,296.00	Delinquent Tax & Lien Collections		County Taxes	.48
Collection of Taxes	44,757.00	Business Personalty Replacement Taxes		County Library Taxes	
Planning, Housing & Development	78,454.00	Taxes from Public Utilities		Local Municipal Purpose Taxes	.53
Human Resources	20,600.00	Other Miscellaneous Tax Revenues		Veteran & Senior Citizen Taxes	
Elections	5,180.00	State Aid Revenues		Total Taxes for Rate Computation	2.54
General Administration (other)	638,057.00	Federal Aid Revenues		Special District Taxes	
JUDICIARY		State and Local Fiscal Assistance Act Utilized		Bank Corp. Taxes	20,079.12
Municipal Courts	69,543.00	Sale of Acquired Property		Added and Omitted Taxes	81,715.45
PUBLIC SAFETY		Other Miscellaneous Revenues		Total Taxes Levied - ABSTRACT	17,294,773.39
Fire Protection	906,596.00	Total		Total Taxes Billed	17,285,856.57
Police Protection	1,470,042.42	Prior Years Surplus Appropriated		1981 TAXES COLLECTED	17,034,863.98
Civil Defense & Disaster Control	3,056.00	REVENUES		1981 Taxes Cancelled, Abated or Adjusted	7,754.35
Environmental Inspection & Control	68,733.00	Reserve for Uncollected Taxes		Transfer to Tax Title Liens or Foreclosed	14,315.40
Other Public Safety		CAPITAL OUTLAY		Balance Outstanding Dec. 31, 1981	228,924.84
PUBLIC WORKS		TOTAL		PRIOR YEARS TAXES OUTSTANDING	
Streets and Drainage	663,779.70	Public Enterprises		Balance January 1, 1981	352,274.41
Sewers and Sewage Processing	693,175.00	Recreation—Culture		Collected in 1981	190,245.83
Garbage and Trash Disposal	30,701.00	Public Works		Cancelled, Abated or Adjusted 1981	
Public Buildings and Grounds	184,707.00	Buildings and Grounds		Transfers to Tax Title Liens or Foreclosed	
Other Public Works	105,275.00	Library and Education		Balance December 31, 1981	162,028.58
HEALTH and WELFARE		Conservation		TAX TITLE LIENS OUTSTANDING	
Health Services Except Environmental	89,395.00	All Other		Balance January 1, 1981	67,153.70
Welfare-Public Assistance	46,543.00	CAPITAL DEBT AUTHORIZED, DECEMBER 31, 1981		Transfer from Taxes	14,315.30
Hospitals, Clinics, First Aid	3,500.00	ISSUED AND UNISSUED		Redeemed in 1981	18,220.55
Animal, Insect, & Rodent Control	100.00	GROSS DEBT		Cancelled, Abated or Adjusted (1981)	
Other Welfare Services		NET DEBT		Transfers to Foreclosed Property	
RECREATION and CONSERVATION		SCHOOL		Balance December 31, 1981	63,228.05
Beaches and Boardwalks		Self-Liquidating		PROPERTY ACQUIRED BY DEED OR	
Parks, Playgrounds, Shade Trees	75,705.00	Other		FORECLOSURE	
Land Reclamation & Conservation	51,657.00	Total		Balance January 1, 1981	4,858,500.00
Other Recreational Services	148,415.00	ISSUED AND OUTSTANDING		Transfers from Taxes or Liens	
EDUCATION (excluding schools)		SCHOOL		Sale for Cash (1981)	
Libraries	229,940.00	Self-Liquidating		Cancelled, Abated or Adjusted (1981)	
Other Educational Services	4,000.00	Other		Balance December 31, 1981	4,853,500.00
STATUTORY EXPENDITURES		Total		CURRENT FINANCES DECEMBER 31, 1981	
Pensions & F. I. C. A.	578,601.88	EQUALIZED VALUATION BASIS		ASSETS	
Employee Fringe Benefits	244,644.00	FOR NET DEBT COMPUTATION		Cash Dec. 31, 1981	2,642,337.61
Other Statutory Expenditures	24,800.00	REAL PROPERTY VALUATIONS		Taxes Receivable	390,953.42
CETA and Other Public Employment Programs	2,875.32	Code Class # of Parcels % VAL'N		Tax Title Liens	63,228.05
MUNICIPAL FUNCTIONS		1 Vacant Land 144 .71		Foreclosed Property	4,853,500.00
CAPITAL IMPROVEMENTS	134,322.64	2 Residential 7010 74.16		Emergencies & Other Deferred Charges	16,600.00
DEBT SERVICE		3 Farm 2 .01		State and Federal Aid Receivable	176,592.09
Principal Payments	253,000.00	4a Commercial 234 14.84		Other Receivables	227,360.95
Interest Payments	302,156.08	4b Industrial 57 8.33		Total	8,375,572.12
DEFERRED CHARGES	23,589.18	4c Apartments 14 1.94		LIABILITIES, RESERVES, AND SURPLUS	
SCHOOL, COUNTY, SPECIAL DISTRICT TAXES	13,632,087.24	Total 7461		Cash Liabilities	1,000,326.70
RESERVE FOR UNCOLLECTED TAXES	608,591.69	Land Area 4.90 Sq. Miles		Reserves for Receivables	5,540,042.42
EXPENDITURES	21,423,855.51	Net Valuation Taxable-Municipal		Surplus Dec. 31, 1981	967,203.00
		Net Valuation Taxable-County		Total	8,375,572.12
		State Equalized Valuation			
		State Equalization Ratio			

Population 1980 7,609
 Population 1981 7,594
 S & P Rating
 Moody Rating

General Tax Rate Per \$100. 4.07
 State Equalized Tax Rate 2.35

CRESSKILL BOROUGH - BERGEN COUNTY
Form of Government:
Borough Council
Number of Members on Governing Body - 6

PER CAPITA:
 Gross Debt 394.58
 Net Debt 256.04
 Debt Service 13.90
 Total Tax Levy 788.51
 Municipal Expenditures 341.94

PER CENT:
 Gross Debt 1.35
 Net Debt .88
 Tax Levy Collected 97.85
 Tax Levy Cancelled, Abated or Adjusted .05

EXPENDITURES		REVENUES-REALIZED		1981 PROPERTY TAX	
GENERAL GOVERNMENT				STATE EQUALIZED TAX RATE	
Governing Body & Public Boards		1981 Property Taxes Collected	5,665,481.02	Local District School Taxes	1.52
Municipal Clerk		1981 Payments in Lieu of Taxes		Regional & Consolidated School Tax	
Financial Administration	14,575.00	Delinquent Tax & Lien Collections	87,318.84	School Taxes in Municipal Budget	
Assessment of Taxes	15,350.00	Business Personalty Replacement Taxes	67,866.80	County Taxes	.32
Collection of Taxes	60,600.00	Taxes from Public Utilities	527,426.00	County Library Taxes	
Planning, Housing & Development	6,505.00	Other Miscellaneous Tax Revenues		Local Municipal Purpose Taxes	.52
Human Resources		State Aid Revenues	64,469.77	Veteran & Senior Citizen Taxes	
Elections	1,900.00	Federal Aid Revenues		Total Taxes for Rate Computation	2.36
General Administration (other)	232,450.00	State and Local Fiscal Assistance Act Utilized	70,772.00	Special District Taxes	
JUDICIARY		Sale of Acquired Property		Bank Corp. Taxes	
Municipal Courts	13,000.00	Other Miscellaneous Revenues	572,281.97	Added and Omitted Taxes	
PUBLIC SAFETY		Total	7,255,616.40	Total Taxes Levied - ABSTRACT	5,967,976.43
Fire Protection	82,700.00	Prior Years Surplus Appropriated	225,250.00	Total Taxes Billed	5,954,416.13
Police Protection	560,030.00	REVENUES	TOTAL	1981 TAXES COLLECTED	5,865,401.02
Civil Defense & Disaster Control	250.00	Reserve For Uncollected Taxes	177,350.80	1981 Taxes Cancelled, Abated or Adjusted	3,293.85
Environmental Inspection & Control	24,725.00	CAPITAL OUTLAY	TOTAL	Transfer to Tax Title Liens or Foreclosed	7,480.66
Other Public Safety			658,779.59	Balance Outstanding Dec. 31, 1981	118,160.60
PUBLIC WORKS				PRIOR YEARS TAXES OUTSTANDING	
Streets and Drainage	435,525.00	Public Enterprises	28,557.02	Balance January 1, 1981	285,090.44
Sewers and Sewage Processing	123,169.12	Recreation—Culture	100.00	Collected in 1981	87,318.84
Garbage and Trash Disposal	239,772.00	Public Works	83,155.86	Cancelled, Abated or Adjusted 1981	76,442.88
Public Buildings and Grounds	22,400.00	Buildings and Grounds	546,926.71	Transfers to Tax Title Liens or Foreclosed	
Other Public Works	50,700.00	Library and Education		Balance December 31, 1981	119,328.72
HEALTH and WELFARE		Conservation		TAX TITLE LIENS OUTSTANDING	
Health Services Except Environmental	55,289.13	All Other		Balance January 1, 1981	17,171.50
Welfare-Public Assistance	2,970.00	CAPITAL DEBT AUTHORIZED, DECEMBER 31, 1981		Transfer From Taxes	7,480.66
Hospitals, Clinics, First Aid		ISSUED AND UNISSUED	GROSS DEBT	Redeemed in 1981	
Animal, Insect, & Radent Control	100.00	School	1,041,000	Cancelled, Abated or Adjusted (1981)	
Other Welfare Services		Self-liquidating	35,600	Transfers to Foreclosed Property	
RECREATION and CONSERVATION		Other	1,919,830	Balance December 31, 1981	24,652.16
Beaches and Boardwalks		Total	2,996,430	PROPERTY ACQUIRED BY DEED OR FORECLOSURE	
Parks, Playgrounds, Shade Trees	17,150.00	ISSUED AND OUTSTANDING		Balance January 1, 1981	68,625.00
Land Reclamation & Conservation	200.00	School	1,041,000.00	Transfers From Taxes or Liens	
Other Recreational Services	30,505.00	Self-Liquidating	35,600.00	Sale for Cash (1981)	
EDUCATION (excluding schools)		Other	1,457,000.00	Cancelled, Abated or Adjusted (1981)	
Libraries	75,100.00	Total	2,533,600.00	Balance December 31, 1981	88,625.00
Other Educational Services		EQUALIZED VALUATION BASIS		CURRENT FINANCES DECEMBER 31, 1981	
STATUTORY EXPENDITURES		FOR NET DEBT COMPUTATION	221,706,027	ASSETS	
Pensions & F. I. C. A.	154,327.84	REAL PROPERTY VALUATIONS		Cash Dec. 31, 1981	2,640,632.31
Employee Fringe Benefits	37,700.00	Code Class # of Parcels % VAL'N		Taxes Receivable	237,489.32
Other Statutory Expenditures	4,500.00	1 Vacant Land 174 3.82		Tax Title Liens	24,652.16
CETA And Other Public Employment Programs		2 Residential 2239 80.28		Foreclosed Property	68,625.00
MUNICIPAL FUNCTIONS		3 Farm		Emergencies & Other Deferred Charges	0,000.00
CAPITAL IMPROVEMENTS	*MEMO*	4a Commercial 64 12.99		State and Federal Aid Receivable	1,174.33
DEBT SERVICE		4b Industrial 5 1.93		Other Receivables	2,902.88
Principal Payments	70,000.00	4c Apartments 7 .98		Total	3,007,476.00
Interest Payments	35,590.00	Total 2489		LIABILITIES, RESERVES, AND SURPLUS	
DEFERRED CHARGES		Land Area 2.00 Sq. Miles		Cash Liabilities	2,101,458.50
SCHOOL, COUNTY, SPECIAL DISTRICT TAXES		Net Valuation Taxable-Municipal	145,823,575	Reserves for Receivables	353,669.36
RESERVE FOR UNCOLLECTED TAXES		Net Valuation Taxable-County	224,354,185	Surplus Dec. 31, 1981	552,347.74
EXPENDITURES	TOTAL	State Equalized Valuation	251,787,503	Total	3,007,476.00
		State Equalization Ratio	57.83		

Population 1980 1,952
 Population 1981 1,947
 S & P Rating
 Moody Rating

General Tax Rate Per \$100. 4.01
 State Equalized Tax Rate 1.35

DEAL BOROUGH - MONMOUTH COUNTY

Form of Government:

Commission (1911)

Number of Members on Governing Body - 3

PER CAPITA:

Gross Debt 437.73
 Net Debt 437.73
 Debt Service 75.93
 Total Tax Levy 1,142.19
 Municipal Expenditures 962.80

PER CENT:

Gross Debt .61
 Net Debt .61
 Tax Levy Collected 95.67
 Tax Levy Cancelled, Abated or Adjusted .05

EXPENDITURES		REVENUES-REALIZED		1981 PROPERTY TAX	
GENERAL GOVERNMENT				STATE EQUALIZED TAX RATE .48	
Governing Body & Public Boards		1981 Property Taxes Collected 2,126,163.16		Local District School Taxes	796,756.00
Municipal Clerk		1981 Payments in Lieu of Taxes		Regional & Consolidated School Tax	
Financial Administration	6,000.00	Delinquent Tax & Lien Collections 69,854.17		School Taxes in Municipal Budget	
Assessment of Taxes	5,200.08	Business Personalty Replacement Taxes 7,825.44		County Taxes	758,691.53
Collection of Taxes	22,541.79	Taxes from Public Utilities 313,689.00		County Library Taxes	28,227.14
Planning, Housing & Development	6,798.08	Other Miscellaneous Tax Revenues		Local Municipal Purpose Taxes	635,236.05
Human Resources		State Aid Revenues 16,347.93		Veteran & Senior Citizen Taxes	10,200.00
Elections	1,574.04	Federal Aid Revenues 1,126.14		Total Taxes for Rate Computation 1.35	2,229,110.72
General Administration (other)	191,694.83	State and Local Fiscal Assistance Act Utilized 15,082.31		Special District Taxes	
JUDICIARY		Sale of Acquired Property		Bank Corp. Taxes	321.62
Municipal Courts	20,054.74	Other Miscellaneous Revenues 854,650.98		Added and Omitted Taxes	4,611.50
PUBLIC SAFETY		Total 3,404,579.13		Total Taxes Levied - ABSTRACT	2,223,843.64
Fire Protection	110,103.88	Prior Years Surplus Appropriated 275,000.00		Total Taxes Billed	2,222,377.70
Police Protection	382,428.38	REVENUES TOTAL 3,679,979.13		1981 TAXES COLLECTED	2,126,163.16
Civil Defense & Disaster Control		Reserve For Uncollected Taxes 110,670.42		1981 Taxes Cancelled, Abated or Adjusted	1,099.90
Environmental Inspection & Control	3,350.08	CAPITAL OUTLAY TOTAL 85,753.54		Transfer to Tax Title Liens or Foreclosed	3,024.06
Other Public Safety				Balance Outstanding Dec. 31, 1981	92,090.58
PUBLIC WORKS				PRIOR YEARS TAXES OUTSTANDING	
Streets and Drainage	173,549.43	Public Enterprises		Balance January 1, 1981	70,190.27
Sewers and Sewage Processing	83,211.84	Recreation—Culture 62,290.75		Collected in 1981	69,854.17
Garbage and Trash Disposal	68,797.63	Public Works 9,528.50		Cancelled, Abated or Adjusted 1981	
Public Buildings and Grounds	11,700.00	Buildings and Grounds 13,934.29		Transfers to Tax Title Liens or Foreclosed	
Other Public Works	490.00	Library and Education		Balance December 31, 1981	336.10
HEALTH and WELFARE		Conservation		TAX TITLE LIENS OUTSTANDING	
Health Services Except Environmental	7,400.00	All Other		Balance January 1, 1981	5,278.52
Welfare-Public Assistance	2,000.00	CAPITAL DEBT AUTHORIZED, DECEMBER 31, 1981		Transfer From Taxes	3,024.06
Hospitals, Clinics, First Aid	500.00	ISSUED AND UNISSUED GROSS DEBT NET DEBT		Redeemed in 1981	
Animal, Insect, & Rodent Control	770.56	School		Cancelled, Abated or Adjusted (1981)	
Other Welfare Services		Self-liquidating		Transfers to Foreclosed Property	
RECREATION and CONSERVATION		Other 852,251 852,251		Balance December 31, 1981	8,302.58
Beaches and Boardwalks	234,585.46	Total 852,251 852,251		PROPERTY ACQUIRED BY DEED OR FORECLOSURE	
Parks, Playgrounds, Shade Trees	3,206.51	ISSUED AND OUTSTANDING		Balance January 1, 1981	12,400.00
Land Reclamation & Conservation		School		Transfers From Taxes or Liens	
Other Recreational Services	5,080.00	Self-Liquidating		Sale for Cash (1981)	
EDUCATION (excluding schools)		Other 739,000.00 739,000.00		Cancelled, Abated or Adjusted (1981)	
Libraries	750.00	Total 739,000.00		Balance December 31, 1981	12,400.00
Other Educational Services		EQUALIZED VALUATION BASIS		CURRENT FINANCES DECEMBER 31, 1981	
STATUTORY EXPENDITURES		FOR NET DEBT COMPUTATION 139,083,476		ASSETS	
Pensions & F. I. C. A.	161,270.26	REAL PROPERTY VALUATIONS		Cash Dec. 31, 1981	1,089,263.97
Employee Fringe Benefits	29,314.41	Code Class # of Parcels % VAL'N ASSESSED VALUATION		Taxes Receivable	92,426.60
Other Statutory Expenditures	8,000.00	1 Vacant Land 79 3.33 1,829,250.00		Tax Title Liens	8,302.50
CETA And Other Public Employment Programs	1,056.00	2 Residential 798 90.21 45,617,500.00		Foreclosed Property	12,400.00
MUNICIPAL FUNCTIONS TOTAL 1,541,488.00		3 Farm		Emergencies & Other Deferred Charges	28,000.00
CAPITAL IMPROVEMENTS *MEMO*	20,000.00	4a Commercial 22 4.16 2,287,600.00		State and Federal Aid Receivable	
DEBT SERVICE		4b Industrial		Other Receivables	112,433.60
Principal Payments	72,900.00	4c Apartments 39 2.31 1,268,450.00		Total	1,342,826.63
Interest Payments	14,942.24	Total 938 55,003,240.00		LIABILITIES, RESERVES, AND SURPLUS	
DEFERRED CHARGES	74,565.44	Land Area 1.20 Sq. Miles		Cash Liabilities	511,807.57
SCHOOL, COUNTY, SPECIAL DISTRICT TAXES	1,583,674.67	Net Valuation Taxable-Municipal 55,343,590		Reserves for Receivables	225,562.80
RESERVE FOR UNCOLLECTED TAXES	110,670.42	Net Valuation Taxable-County 142,788,328		Surplus Dec. 31, 1981	605,456.40
EXPENDITURES TOTAL 3,455,246.77		State Equalized Valuation 164,187,160		Total	1,342,826.63
		State Equalization Ratio 33.57			

0603

Population 1980 2,523
 Population 1981 2,559
 S & P Rating
 Moody Rating

General Tax Rate Per \$100. 3.47
 State Equalized Tax Rate 2.35

DEERFIELD TWP. CUMBERLAND COUNTY
Form of Government:
Township Committee
Number of Members on Governing Body - 5

PER CAPITA:

Gross Debt 428.15
 Net Debt 7.82
 Debt Service
 Total Tax Levy 360.65
 Municipal Expenditures 224.70

PER CENT:

Gross Debt 3.26
 Net Debt .06
 Tax Levy Collected 86.27
 Tax Levy Cancelled, Abated or Adjusted

EXPENDITURES		REVENUES-REALIZED		1981 PROPERTY TAX	
GENERAL GOVERNMENT		STATE EQUALIZED TAX RATE		Local District School Taxes .87 341,421.00	
Governing Body & Public Boards		Regional & Consolidated School Tax .53 208,594.64		School Taxes in Municipal Budget	
Municipal Clerk		County Taxes .94 * 369,818.38		County Library Taxes	
Financial Administration	19,000.00	Local Municipal Purpose Taxes		Veteran & Senior Citizen Taxes 29,100.00	
Assessment of Taxes	8,350.00	Total Taxes for Rate Computation 2.34 948,934.02		Special District Taxes	
Collection of Taxes	11,800.00	State and Local Fiscal Assistance Act Utilized 26,584.70		Bank Corp. Taxes 507.74	
Planning, Housing & Development	5,900.00	Sale of Acquired Property 8,658.62		Added and Omitted Taxes 2,550.45	
Human Resources		Other Miscellaneous Revenues 167,150.87		Total Taxes Levied - ABSTRACT 922,892.21	
Elections		Prior Years Surplus Appropriated 242,000.00		Total Taxes Billed 922,384.47	
General Administration (other)	53,600.00	REVENUES TOTAL 1,570,046.41		1981 TAXES COLLECTED 755,701.66	
JUDICIARY		Reserve For Uncollected Taxes 124,940.00		1981 Taxes Cancelled, Abated or Adjusted	
Municipal Courts	20,100.00	CAPITAL OUTLAY TOTAL 48,668.48		Transfer to Tax Title Liens or Foreclosed	
PUBLIC SAFETY		Public Enterprises		Balance Outstanding Dec. 31, 1981 126,682.81	
Fire Protection	58,300.00	Recreation—Culture		PRIOR YEARS TAXES OUTSTANDING	
Police Protection		Public Works 48,668.48		Balance January 1, 1981 57,451.17	
Civil Defense & Disaster Control	5,000.00	Buildings and Grounds		Collected in 1981 88,851.55	
Environmental Inspection & Control	10,000.00	Library and Education		Cancelled, Abated or Adjusted 1981	
Other Public Safety		Conservation		Transfers to Tax Title Liens or Foreclosed	
PUBLIC WORKS		All Other		Balance December 31, 1981 8,599.62	
Streets and Drainage	58,550.00	CAPITAL DEBT AUTHORIZED, DECEMBER 31, 1981		TAX TITLE LIENS OUTSTANDING	
Sewers and Sewage Processing		ISSUED AND UNISSUED GROSS DEBT NET DEBT		Balance January 1, 1981 20,685.45	
Garbage and Trash Disposal	18,000.00	School 1,075,628		Transfer From Taxes	
Public Buildings and Grounds	52,000.00	Self-liquidating 20,000 20,000		Redeemed in 1981 1,620.69	
Other Public Works	10,000.00	Other 1,095,628 20,000		Cancelled, Abated or Adjusted (1981)	
HEALTH and WELFARE		ISSUED AND OUTSTANDING		Transfers to Foreclosed Property	
Health Services Except Environmental		School 1,075,628.77		Balance December 31, 1981 19,064.76	
Welfare-Public Assistance	7,000.00	Self-Liquidating		PROPERTY ACQUIRED BY DEED OR	
Hospitals, Clinics, First Aid		Other		FORECLOSURE	
Animal, Insect, & Rodent Control	5,360.00	Total 1,075,628.77		Balance January 1, 1981 27,800.00	
Other Welfare Services		EQUALIZED VALUATION BASIS		Transfers From Taxes or Liens	
RECREATION and CONSERVATION		FOR NET DEBT COMPUTATION 33,562,584		Sale for Cash (1981)	
Beaches and Boardwalks		REAL PROPERTY VALUATIONS		Cancelled, Abated or Adjusted (1981)	
Parks, Playgrounds, Shade Trees		Code Class # of Parcels % VAL'N ASSESSED VALUATION		Balance December 31, 1981 19,141.38	
Land Reclamation & Conservation		1 Vacant Land 391 6.32 1,627,700.00		CURRENT FINANCES DECEMBER 31, 1981	
Other Recreational Services	10,500.00	2 Residential 668 65.42 16,840,200.00		ASSETS	
EDUCATION (excluding schools)		3 Farm 362 18.36 4,725,500.00		Cash Dec. 31, 1981 825,038.32	
Libraries		4a Commercial 54 9.90 2,549,400.00		Taxes Receivable 135,282.43	
Other Educational Services		4b Industrial		Tax Title Liens 19,064.76	
STATUTORY EXPENDITURES		4c Apartments		Foreclosed Property 19,141.38	
Pensions & F. I. C. A.	13,310.00	Total 1475 25,742,800.00		Emergencies & Other Deferred Charges	
Employee Fringe Benefits		Land Area 16.70 Sq. Miles		State and Federal Aid Receivable 44,708.49	
Other Statutory Expenditures	3,000.00	Net Valuation Taxable-Municipal 26,574,780		Other Receivables 12,862.23	
CETA And Other Public Employment Programs		Net Valuation Taxable-County 36,061,438		Total 1,056,097.61	
MUNICIPAL FUNCTIONS TOTAL 447,770.00		State Equalized Valuation 38,868,032		LIABILITIES, RESERVES, AND SURPLUS	
CAPITAL IMPROVEMENTS *MEMU*		State Equalization Ratio 67.68		Cash Liabilities 433,822.24	
DEBT SERVICE				Reserves for Receivables 186,350.80	
Principal Payments				Surplus Dec. 31, 1981 435,924.57	
Interest Payments				Total 1,056,097.61	
DEFERRED CHARGES 2,290.00					
SCHOOL, COUNTY, SPECIAL DISTRICT TAXES 919,834.02					
RESERVE FOR UNCOLLECTED TAXES 124,940.00					
EXPENDITURES TOTAL 1,494,834.02					

1981-2000

*Includes County Health Service Taxes or County Vocational School Taxes. See Table 13.

0309

Population 1980 3,730
 Population 1981 3,732
 S & P Rating
 Moody Rating A

General Tax Rate Per \$100. 2.88
 State Equalized Tax Rate 2.51

DELANCO TOWNSHIP – BURLINGTON CO.
Form of Government:
Township Committee
Number of Members on Governing Body – 3

PER CAPITA:

Gross Debt 296.16
 Net Debt 278.53
 Debt Service 41.99
 Total Tax Levy 550.55
 Municipal Expenditures 275.30

PER CENT:

Gross Debt 1.58
 Net Debt 1.49
 Tax Levy Collected 92.14
 Tax Levy Cancelled, Abated or Adjusted 1.52

EXPENDITURES		REVENUES-REALIZED		1981 PROPERTY TAX	
GENERAL GOVERNMENT				STATE EQUALIZED TAX RATE	
Governing Body & Public Boards		1981 Property Taxes Collected	1,891,609.53	Local District School Taxes 1.52	1,212,946.50
Municipal Clerk		1981 Payments in Lieu of Taxes		Regional & Consolidated School Tax	
Financial Administration	13,002.00	Delinquent Tax & Lien Collections	102,980.23	School Taxes in Municipal Budget	
Assessment of Taxes	4,228.00	Business Personalty Replacement Taxes	159,814.52	County Taxes	453,610.25
Collection of Taxes	8,970.00	Taxes from Public Utilities	210,781.00	County Library Taxes	24,781.46
Planning, Housing & Development	4,412.00	Other Miscellaneous Tax Revenues		Local Municipal Purpose Taxes	307,542.00
Human Resources		State Aid Revenues	34,571.47	Veteran & Senior Citizen Taxes	45,450.00
Elections		Federal Aid Revenues	5,229.94	Total Taxes for Rate Computation	2,044,330.21
General Administration (other)	91,633.82	State and Local Fiscal Assistance Act Utilized	40,000.00	Special District Taxes	50,000.00
JUDICIARY		Sale of Acquired Property		Bank Corp. Taxes	2,335.89
Municipal Courts	13,180.00	Other Miscellaneous Revenues	115,030.64	Added and Omitted Taxes	3,428.64
PUBLIC SAFETY		Total	2,560,017.33	Total Taxes Levied - ABSTRACT	2,054,644.74
Fire Protection		Prior Years Surplus Appropriated	135,000.00	Total Taxes Billed	2,053,054.68
Police Protection	205,190.00	REVENUES	2,695,017.33	1981 TAXES COLLECTED	1,891,609.53
Civil Defense & Disaster Control	100.00	Reserve For Uncollected Taxes	167,000.00	1981 Taxes Cancelled, Abated or Adjusted	31,206.65
Environmental Inspection & Control	3,100.00	CAPITAL OUTLAY	107,211.17	Transfer to Tax Title Liens or Foreclosed	517.45
Other Public Safety		Total	107,211.17	Balance Outstanding Dec. 31, 1981	129,321.05
PUBLIC WORKS				PRIOR YEARS TAXES OUTSTANDING	
Streets and Drainage	158,100.00	Public Enterprises		Balance January 1, 1981	116,113.11
Sewers and Sewage Processing		Recreation—Culture	107,211.17	Collected in 1981	102,980.23
Garbage and Trash Disposal	57,000.00	Public Works		Cancelled, Abated or Adjusted 1981	
Public Buildings and Grounds	12,500.00	Buildings and Grounds		Transfers to Tax Title Liens or Foreclosed	
Other Public Works		Library and Education		Balance December 31, 1981	13,132.88
HEALTH and WELFARE		Conservation		TAX TITLE LIENS OUTSTANDING	
Health Services Except Environmental	480.00	All Other		Balance January 1, 1981	1,529.40
Welfare-Public Assistance	2,970.00	CAPITAL DEBT AUTHORIZED, DECEMBER 31, 1981		Transfer From Taxes	517.45
Hospitals, Clinics, First Aid		ISSUED AND UNISSUED	GROSS DEBT	Redeemed in 1981	
Animal, Insect, & Rodent Control		School	65,812	Cancelled, Abated or Adjusted (1981)	
Other Welfare Services		Self-liquidating		Transfers to Foreclosed Property	
RECREATION and CONSERVATION		Other	1,039,455	Balance December 31, 1981	2,446.85
Beaches and Boardwalks		Total	1,105,267	PROPERTY ACQUIRED BY DEED OR FORECLOSURE	
Parks, Playgrounds, Shade Trees	1,330.00	ISSUED AND OUTSTANDING		Balance January 1, 1981	4,500.00
Land Reclamation & Conservation		School	49,500.00	Transfers From Taxes or Liens	
Other Recreational Services	10,000.00	Self-Liquidating		Sale for Cash (1981)	
EDUCATION (excluding schools)		Other	1,012,000.00	Cancelled, Abated or Adjusted (1981)	
Libraries	26,000.00	Total	1,061,500.00	Balance December 31, 1981	4,500.00
Other Educational Services		EQUALIZED VALUATION BASIS		CURRENT FINANCES DECEMBER 31, 1981	
STATUTORY EXPENDITURES		FOR NET DEBT COMPUTATION	69,548,675	ASSETS	
Pensions & F. I. C. A.	42,800.20	REAL PROPERTY VALUATIONS		Cash Dec. 31, 1981	869,334.54
Employee Fringe Benefits	19,300.00	Code Class # of Parcels % VAL'N	ASSESSED VALUATION	Taxes Receivable	142,423.53
Other Statutory Expenditures	5,000.00	1 Vacant Land 26 2.30	1,589,300.00	Tax Title Liens	2,446.85
CETA And Other Public Employment Programs	5,581.00	2 Residential 1187 68.74	47,418,400.00	Foreclosed Property	4,500.00
MUNICIPAL FUNCTIONS	84,877.02	3 Farm 20 1.27	877,400.00	Emergencies & Other Deferred Charges	15,460.00
CAPITAL IMPROVEMENTS	2,000.00	4a Commercial 40 9.35	6,448,000.00	State and Federal Aid Receivable	
DEBT SERVICE		4b Industrial 10 17.54	12,097,800.00	Other Receivables	1,287.88
Principal Payments	85,000.00	4c Apartments 7 .80	555,300.00	Total	1,035,505.20
Interest Payments	71,719.00	Total 1290	68,580,200.00	LIABILITIES, RESERVES, AND SURPLUS	
DEFERRED CHARGES	18,835.80	Land Area 2.16 Sq. Miles		Cash Liabilities	684,458.97
SCHOOL, COUNTY, SPECIAL DISTRICT TAXES	1,741,338.21	Net Valuation Taxable-Municipal	69,478,849	Reserves for Receivables	150,690.66
RESERVE FOR UNCOLLECTED TAXES	167,000.00	Net Valuation Taxable-County	74,222,999	Surplus Dec. 31, 1981	200,355.57
EXPENDITURES	2,768,770.03	State Equalized Valuation	79,739,720	Total	1,035,505.20
		State Equalization Ratio	87.00		

1007

Population 1980 3,016
 Population 1981 3,071
 S & P Rating
 Moody Rating

General Tax Rate Per \$100. 2.54
 State Equalized Tax Rate 2.16

DELAWARE TWP. - HUNTERDON CO.
Form of Government:
Township Committee
Number of Members on Governing Body - 3

PER CAPITA:
 Gross Debt 103.62
 Net Debt
 Debt Service
 Total Tax Levy 680.82
 Municipal Expenditures 259.12

PER CENT:
 Gross Debt 58
 Net Debt
 Tax Levy Collected 90.34
 Tax Levy Cancelled, Abated or Adjusted .60

EXPENDITURES		REVENUES-REALIZED		1981 PROPERTY TAX	
GENERAL GOVERNMENT				STATE EQUALIZED TAX RATE	
Governing Body & Public Boards		1981 Property Taxes Collected	2,408,650.21	Local District School Taxes .94	1,150,430.40
Municipal Clerk		1981 Payments in Lieu of Taxes		Regional & Consolidated School Tax .57	703,588.72
Financial Administration	15,855.00	Delinquent Tax & Lien Collections	202,012.55	School Taxes in Municipal Budget	
Assessment of Taxes	14,850.00	Business Personalty Replacement Taxes	72,078.20	County Taxes .42	515,837.12
Collection of Taxes	20,594.00	Taxes from Public Utilities	180,264.00	County Library Taxes .05	33,089.36
Planning, Housing & Development	25,501.00	Other Miscellaneous Tax Revenues		Local Municipal Purpose Taxes .19	233,963.73
Human Resources		State Aid Revenues	23,359.01	Veteran & Senior Citizen Taxes	30,200.00
Elections		Federal Aid Revenues		Total Taxes for Rate Computation 2.15	2,673,109.33
General Administration (other)	100,672.00	State and Local Fiscal Assistance Act Utilized	30,615.56	Special District Taxes	
JUDICIARY		Sale of Acquired Property		Bank Corp. Taxes	331.70
Municipal Courts	7,700.00	Other Miscellaneous Revenues	238,154.71	Added and Omitted Taxes	23,168.83
PUBLIC SAFETY		Total	3,161,118.24	Total Taxes Levied - ABSTRACT	2,000,409.80
Fire Protection	15,300.00	Prior Years Surplus Appropriated	245,000.00	Total Taxes Billed	2,665,078.10
Police Protection	84,055.58	REVENUES TOTAL	3,406,118.24	1981 TAXES COLLECTED	2,408,650.21
Civil Defense & Disaster Control	2,130.00	Reserve For Uncollected Taxes	303,464.95	1981 Taxes Cancelled, Abated or Adjusted	16,065.95
Environmental Inspection & Control	9,477.08			Transfer to Tax Title Liens or Foreclosed	9,652.00
Other Public Safety		CAPITAL OUTLAY TOTAL	16,144.49	Balance Outstanding Dec. 31, 1981	231,710.00
PUBLIC WORKS				PRIOR YEARS TAXES OUTSTANDING	
Streets and Drainage	286,750.00	Public Enterprises		Balance January 1, 1981	294,734.72
Sewers and Sewage Processing	1,280.82	Recreation—Culture		Collected in 1981	194,042.53
Garbage and Trash Disposal	2,000.00	Public Works	13,213.87	Cancelled, Abated or Adjusted 1981	2,413.00
Public Buildings and Grounds	30,669.56	Buildings and Grounds	2,930.62	Transfers to Tax Title Liens or Foreclosed	
Other Public Works		Library and Education		Balance December 31, 1981	58,279.19
HEALTH and WELFARE		Conservation		TAX TITLE LIENS OUTSTANDING	
Health Services Except Environmental	5,675.00	All Other		Balance January 1, 1981	38,323.21
Welfare-Public Assistance	2,825.00			Transfer From Taxes	9,652.00
Hospitals, Clinics, First Aid		CAPITAL DEBT AUTHORIZED, DECEMBER 31, 1981		Redeemed in 1981	7,970.02
Animal, Insect, & Rodent Control	9,300.00	ISSUED AND UNISSUED		Cancelled, Abated or Adjusted (1981)	
Other Welfare Services		School	633,355	Transfers to Foreclosed Property	
RECREATION and CONSERVATION		Self-liquidating		Balance December 31, 1981	40,005.19
Beaches and Boardwalks		Other		PROPERTY ACQUIRED BY DEED OR	
Parks, Playgrounds, Shade Trees	10,000.00	Total	633,355	FORECLOSURE	
Land Reclamation & Conservation	3,000.00			Balance January 1, 1981	
Other Recreational Services	5,550.00	ISSUED AND OUTSTANDING		Transfers From Taxes or Liens	
EDUCATION (excluding schools)		School	633,355.73	Sale for Cash (1981)	
Libraries		Self-liquidating		Cancelled, Abated or Adjusted (1981)	
Other Educational Services		Other		Balance December 31, 1981	
STATUTORY EXPENDITURES		Total	633,355.73	CURRENT FINANCES DECEMBER 31, 1981	
Pensions & F. I. C. A.	32,130.22	EQUALIZED VALUATION BASIS		ASSETS	
Employee Fringe Benefits	10,649.47	FOR NET DEBT COMPUTATION	109,875,180	Cash Dec. 31, 1981	1,278,917.81
Other Statutory Expenditures	2,000.00	REAL PROPERTY VALUATIONS		Taxes Receivable	329,989.19
CETA And Other Public Employment Programs		Code Class # of Parcels % VAL'N		Tax Title Liens	40,005.19
MUNICIPAL FUNCTIONS TOTAL	699,005.33	1 Vacant Land 365 4.37	4,496,800.00	Foreclosed Property	
CAPITAL IMPROVEMENTS *MEMO*	10,000.00	2 Residential 809 55.61	57,176,455.00	Emergencies & Other Deferred Charges	3,608.99
DEBT SERVICE		3 Farm 794 31.86	32,757,766.00	State and Federal Aid Receivable	
Principal Payments		4a Commercial 53 4.27	4,386,750.00	Other Receivables	10,992.53
Interest Payments		4b Industrial 12 3.60	3,700,955.00	Total	1,669,513.71
		4c Apartments 3 .28	289,400.00	LIABILITIES, RESERVES, AND SURPLUS	
		Total 2036	102,808,166.00	Cash Liabilities	173,095.52
DEFERRED CHARGES	601.87	Land Area 36.90 Sq. Miles		Reserves for Receivables	386,986.91
SCHOOL, COUNTY, SPECIAL DISTRICT TAXES	2,408,945.60	Net Valuation Taxable-Municipal	104,162,707	Surplus Dec. 31, 1981	1,109,431.28
RESERVE FOR UNCOLLECTED TAXES	303,464.95	Net Valuation Taxable-County	116,410,642	Total	1,669,513.71
EXPENDITURES TOTAL	3,412,017.75	State Equalized Valuation	122,490,591		
		State Equalization Ratio	64.87		

0.10

Population 1980 14,811

Population 1981 14,809

S & P Rating

Moody Rating

General Tax Rate Per \$100.

2.36

State Equalized Tax Rate

2.32

DELRAN TOWNSHIP - BURLINGTON CO.

Form of Government:

Mayor-Council Plan D (OMCL 50)

Number of Members on Governing Body - 5

PER CAPITA:

Gross Debt 397.57

Net Debt 31.99

Debt Service 9.98

Total Tax Levy 466.66

Municipal Expenditures 161.55

PER CENT:

Gross Debt 2.27

Net Debt .18

Tax Levy Collected 94.65

Tax Levy Cancelled, Abated

or Adjusted 3.58

EXPENDITURES		REVENUES-REALIZED		1981 PROPERTY TAX	
GENERAL GOVERNMENT				STATE EQUALIZED TAX RATE → 1.40	
Governing Body & Public Boards	26,440.00	1981 Property Taxes Collected	6,561,951.05	Local District School Taxes	4,003,338.00
Municipal Clerk		1981 Payments in Lieu of Taxes		Regional & Consolidated School Tax	
Financial Administration	60,700.00	Delinquent Tax & Lien Collections	150,777.95	School Taxes in Municipal Budget	
Assessment of Taxes	11,725.00	Business Personalty Replacement Taxes	186,979.44	County Taxes	1,736,003.61
Collection of Taxes	28,900.00	Taxes from Public Utilities	616,236.00	County Library Taxes	96,036.47
Planning, Housing & Development	10,550.00	Other Miscellaneous Tax Revenues		Local Municipal Purpose Taxes	770,500.00
Human Resources		State Aid Revenues	113,932.89	Veteran & Senior Citizen Taxes	97,050.00
Elections		Federal Aid Revenues	29,243.48	Total Taxes for Rate Computation	6,702,928.08
General Administration (other)	232,529.70	State and Local Fiscal Assistance Act Utilized	129,043.00	Special District Taxes	254,500.00
JUDICIARY		Sole of Acquired Property		Bank Corp. Taxes	975.52
Municipal Courts	23,200.00	Other Miscellaneous Revenues	373,087.23	Added and Omitted Taxes	9,414.63
PUBLIC SAFETY		Total	8,161,251.04	Total Taxes Levied - ABSTRACT	6,510,768.23
Fire Protection		Prior Years Surplus Appropriated	321,666.00	Total Taxes Billed	6,932,659.54
Police Protection	506,795.00	REVENUES TOTAL	8,482,919.04	1981 TAXES COLLECTED	6,561,951.05
Civil Defense & Disaster Control		Reserve For Uncollected Taxes	322,911.00	1981 Taxes Cancelled, Abated or Adjusted	247,849.11
Environmental Inspection & Control	15,665.00	CAPITAL OUTLAY TOTAL	110,806.17	Transfer to Tax Title Liens or Foreclosed	2,922.01
Other Public Safety				Balance Outstanding Dec. 31, 1981	119,937.37
PUBLIC WORKS				PRIOR YEARS TAXES OUTSTANDING	
Streets and Drainage	375,617.00	Public Enterprises		Balance January 1, 1981	138,027.08
Sewers and Sewage Processing		Recreation—Culture	7,089.71	Collected in 1981	134,470.46
Gorbage and Trash Disposal	155,000.00	Public Works		Cancelled, Abated or Adjusted 1981	59.50
Public Buildings and Grounds	46,906.13	Buildings and Grounds	103,716.46	Transfers to Tax Title Liens or Foreclosed	2,963.60
Other Public Works		Library and Education		Balance December 31, 1981	533.12
HEALTH and WELFARE		Conservation		TAX TITLE LIENS OUTSTANDING	
Health Services Except Environmental	1,896.00	All Other		Balance January 1, 1981	22,551.62
Welfare-Public Assistance	100.00	CAPITAL DEBT AUTHORIZED, DECEMBER 31, 1981		Transfer From Taxes	6,238.73
Hospitals, Clinics, First Aid		ISSUED AND UNISSUED GROSS DEBT		Redeemed in 1981	16,401.20
Animal, Insect, & Rodent Control	22,200.00	School	5,413,000	Cancelled, Abated or Adjusted (1981)	
Other Welfare Services	1,360.00	Self-liquidating		Transfers to Foreclosed Property	
RECREATION and CONSERVATION		Other	474,625	Balance December 31, 1981	12,369.15
Beaches and Boardwalks		Total	5,887,625	PROPERTY ACQUIRED BY DEED OR	
Parks, Playgrounds, Shade Trees	47,451.00	ISSUED AND OUTSTANDING		FORECLOSURE	
Land Reclamation & Conservation	200.00	School	5,413,000.00	Balance January 1, 1981	3,615.00
Other Recreational Services	20,310.00	Self-Liquidating		Transfers From Taxes or Liens	
EDUCATION (excluding schools)		Other	447,700.00	Sole for Cosh (1981)	
Libraries		Total	5,860,700.00	Cancelled, Abated or Adjusted (1981)	
Other Educational Services	500.00	EQUALIZED VALUATION BASIS		Balance December 31, 1981	3,615.00
STATUTORY EXPENDITURES		FOR NET DEBT COMPUTATION	259,295.00	CURRENT FINANCES DECEMBER 31, 1981	
Pensions & F. I. C. A.	124,000.00	REAL PROPERTY VALUATIONS		ASSETS	
Employee Fringe Benefits	64,000.00	Code Class # of Parcels % VAL'N		Cash Dec. 31, 1981	816,854.21
Other Statutory Expenditures	4,000.00	1 Vacant Land 116 2.14	5,547,800.00	Taxes Receivable	120,470.49
CETA And Other Public Employment Programs	23,925.33	2 Residential 3452 71.33	198,096,000.00	Tox Title Liens	12,369.15
MUNICIPAL FUNCTIONS TOTAL	1,507,970.16	3 Farm 52 .59	1,649,600.00	Foreclosed Property	3,615.00
CAPITAL IMPROVEMENTS *MEMU*	15,000.00	4a Commercial 158 18.97	52,691,800.00	Emergencies & Other Deferred Charges	40,920.00
DEBT SERVICE		4b Industrial 6 .82	2,275,100.00	State and Federal Aid Receivable	0,100.63
Principal Payments	115,000.00	4c Apartments 5 6.14	17,063,100.00	Other Receivables	15,735.68
Interest Payments	32,831.88	Total 3791	277,723,400.00	Total	1,016,085.36
DEFERRED CHARGES	13,640.00	Land Area 6.91 Sq. Miles		LIABILITIES, RESERVES, AND SURPLUS	
SCHOOL, COUNTY, SPECIAL DISTRICT TAXES	6,125,878.08	Net Valuation Taxable-Municipal	280,158,663	Cash Liabilities	258,706.69
RESERVE FOR UNCOLLECTED TAXES	322,911.00	Net Valuation Taxable-County	287,647,627	Reserves for Receivables	152,210.52
EXPENDITURES TOTAL	8,522,231.12	State Equalized Valuation	285,422,420	Surplus Dec. 31, 1981	605,168.15
		State Equalization Ratio	58.14	Total	1,016,085.36

Population 1980 4,963
 Population 1981 4,962
 S & P Rating
 Moody Rating A

General Tax Rate Per \$100.
 2.91
 State Equalized Tax Rate
 2.55

DEMAREST BOROUGH - BERGEN COUNTY
Form of Government:
Borough Council
Number of Members on Governing Body - 6

PER CAPITA:
 Gross Debt 727.14
 Net Debt 629.53
 Debt Service 96.27
 Total Tax Levy 940.42
 Municipal Expenditures 362.07

PER CENT:
 Gross Debt 2.27
 Net Debt 1.97
 Tax Levy Collected 96.99
 Tax Levy Cancelled, Abated or Adjusted .03

EXPENDITURES		REVENUES-REALIZED		1981 PROPERTY TAX	
GENERAL GOVERNMENT				STATE EQUALIZED TAX RATE	
Governing Body & Public Boards		1981 Property Taxes Collected	4,536,215.09	Local District School Taxes .82	1,506,856.00
Municipal Clerk		1981 Payments in Lieu of Taxes		Regional & Consolidated School Tax .71	1,304,387.44
Financial Administration	28,241.24	Delinquent Tax & Lien Collections	98,611.51	School Taxes in Municipal Budget	
Assessment of Taxes	7,236.00	Business Personalty Replacement Taxes	14,453.12	County Taxes .32	550,027.07
Collection of Taxes	15,987.41	Taxes from Public Utilities	310,276.00	County Library Taxes	
Planning, Housing & Development	3,675.00	Other Miscellaneous Tax Revenues		Local Municipal Purpose Taxes .68	1,253,478.53
Human Resources	200.00	State Aid Revenues	43,370.27	Veteran & Senior Citizen Taxes	33,650.00
Elections	960.00	Federal Aid Revenues		Total Taxes for Rate Computation 2.53	4,688,399.44
General Administration (other)	184,569.38	State and Local Fiscal Assistance Act Utilized	46,151.79	Special District Taxes	
JUDICIARY		Sale of Acquired Property	91,176.59	Bank Corp. Taxes	5,147.88
Municipal Courts	10,895.00	Other Miscellaneous Revenues	5,140,258.77	Added and Omitted Taxes	6,478.08
PUBLIC SAFETY		Total		Total Taxes Levied - ABSTRACT	4,666,375.40
Fire Protection	58,600.00	Prior Years Surplus Appropriated		Total Taxes Billed	4,677,167.54
Police Protection	304,948.35	REVENUES TOTAL	5,140,258.77	1981 TAXES COLLECTED	4,536,219.09
Civil Defense & Disaster Control	10.00	Reserve For Uncollected Taxes	115,749.17	1981 Taxes Cancelled, Abated or Adjusted	1,461.57
Environmental Inspection & Control	11,970.00	CAPITAL OUTLAY TOTAL	39,153.71	Transfer to Tax Title Liens or Foreclosed	622.74
Other Public Safety		Public Enterprises		Balance Outstanding Dec. 31, 1981	138,864.54
PUBLIC WORKS		Recreation—Culture		PRIOR YEARS TAXES OUTSTANDING	
Streets and Drainage	166,929.42	Public Works	19,401.01	Balance January 1, 1981	113,544.39
Sewers and Sewage Processing	64,216.26	Buildings and Grounds	19,752.70	Collected in 1981	58,611.51
Garbage and Trash Disposal		Library and Education		Cancelled, Abated or Adjusted 1981	231.30
Public Buildings and Grounds	25,680.00	Conservation		Transfers to Tax Title Liens or Foreclosed	549.58
Other Public Works		All Other		Balance December 31, 1981	14,151.60
HEALTH and WELFARE		CAPITAL DEBT AUTHORIZED, DECEMBER 31, 1981		TAX TITLE LIENS OUTSTANDING	
Health Services Except Environmental	12,984.53	ISSUED AND UNISSUED		Balance January 1, 1981	
Welfare-Public Assistance	7,175.00	School	484,303	Transfer From Taxes	1,294.53
Hospitals, Clinics, First Aid		Self-liquidating		Redeemed in 1981	
Animal, Insect, & Rodent Control		Other	3,123,750	Cancelled, Abated or Adjusted (1981)	
Other Welfare Services		Total	3,608,053	Transfers to Foreclosed Property	
RECREATION and CONSERVATION		ISSUED AND OUTSTANDING		Balance December 31, 1981	1,294.53
Beaches and Boardwalks		School	484,303.46	PROPERTY ACQUIRED BY DEED OR	
Parks, Playgrounds, Shade Trees	75,199.42	Self-Liquidating		FORECLOSURE	
Land Reclamation & Conservation	375.00	Other	3,043,000.00	Balance January 1, 1981	64,584.00
Other Recreational Services	7,475.00	Total	3,527,303.46	Transfers From Taxes or Liens	
EDUCATION (excluding schools)		EQUALIZED VALUATION BASIS		Sale for Cash (1981)	
Libraries	5,000.00	FOR NET DEBT COMPUTATION	158,766,544	Cancelled, Abated or Adjusted (1981)	
Other Educational Services		REAL PROPERTY VALUATIONS		Balance December 31, 1981	64,584.00
STATUTORY EXPENDITURES		Code Class # of Parcels % VAL'N		CURRENT FINANCES DECEMBER 31, 1981	
Pensions & F. I. C. A.	88,725.00	1 Vacant Land 67 2.26	3,610,800.00	ASSETS	
Employee Fringe Benefits	20,800.00	2 Residential 1503 93.41	149,473,100.00	Cash Dec. 31, 1981	324,527.72
Other Statutory Expenditures	4,000.00	3 Farm		Taxes Receivable	153,016.14
CETA And Other Public Employment Programs		4a Commercial 10 4.33	6,535,000.00	Tax Title Liens	1,294.53
MUNICIPAL FUNCTIONS TOTAL	1,165,852.03	4b Industrial		Foreclosed Property	64,584.00
CAPITAL IMPROVEMENTS *MEMU*		4c Apartments		Emergencies & Other Deferred Charges	17,400.00
DEBT SERVICE		Total 1580	160,018,900.00	State and Federal Aid Receivable	
Principal Payments	300,000.00	Land Area 2.10 Sq. Miles		Other Receivables	5,917.64
Interest Payments	177,672.50	Net Valuation Taxable-Municipal	160,504,806	Total	566,740.03
DEFERRED CHARGES	36,317.50	Net Valuation Taxable-County	164,758,547	LIABILITIES, RESERVES, AND SURPLUS	
SCHOOL, COUNTY, SPECIAL DISTRICT TAXES	3,401,270.51	State Equalized Valuation	183,197,598	Cash Liabilities	134,289.15
RESERVE FOR UNCOLLECTED TAXES	115,749.17	State Equalization Ratio	87.58	Reserves for Receivables	224,812.31
EXPENDITURES TOTAL	5,200,861.71			Surplus Dec. 31, 1981	207,638.57
				Total	566,740.03

0504

Population 1980 3,989
 Population 1981 4,219
 S & P Rating
 Maady Rating

General Tax Rate Per \$100.
 3.12
 State Equalized Tax Rate
 1.69

DENNIS TOWNSHIP - CAPE MAY COUNTY
Form of Government:
Township Committee
Number of Members on Governing Body - 3

PER CAPITA
 Gross Debt 164.02
 Net Debt
 Debt Service
 Total Tax Levy 388.90
 Municipal Expenditures 223.77

PER CENT:
 Gross Debt .92
 Net Debt
 Tax Levy Collected 83.53
 Tax Levy Cancelled, Abated or Adjusted .68

EXPENDITURES		REVENUES-REALIZED		1981 PROPERTY TAX	
GENERAL GOVERNMENT				STATE EQUALIZED TAX RATE → 1.30	
Governing Body & Public Boards		1981 Property Taxes Collected	1,375,955.68	Local District School Taxes	1,206,262.50
Municipal Clerk		1981 Payments in Lieu of Taxes		Regional & Consolidated School Tax	
Financial Administration	20,200.00	Delinquent Tax & Lien Collections	186,249.25	School Taxes in Municipal Budget	
Assessment of Taxes	17,640.00	Business Personalty Replacement Taxes	16,926.52	County Taxes	332,719.69
Collection of Taxes	25,600.00	Taxes from Public Utilities	458,009.00	County Library Taxes	19,774.69
Planning, Housing & Development	23,300.00	Other Miscellaneous Tax Revenues		Local Municipal Purpose Taxes	
Human Resources		State Aid Revenues	19,044.50	Veteran & Senior Citizen Taxes	48,550.00
Elections	1,800.00	Federal Aid Revenues		Total Taxes for Rate Computation	1,609,306.88
General Administration (other)	130,650.00	State and Local Fiscal Assistance Act Utilized	28,000.00	Special District Taxes	35,000.00
JUDICIARY		Sale of Acquired Property		Bank Corp. Taxes	771.65
Municipal Courts	37,500.00	Other Miscellaneous Revenues	317,071.39	Added and Omitted Taxes	44,260.28
PUBLIC SAFETY		Total	2,401,256.34	Total Taxes Levied - ABSTRACT	1,640,788.81
Fire Protection	7,000.00	Prior Years Surplus Appropriated	550,000.00	Total Taxes Billed	1,647,287.50
Police Protection	11,630.00	REVENUES TOTAL	2,957,256.34	1981 TAXES COLLECTED	1,375,955.68
Civil Defense & Disaster Control	12,725.00	Reserve For Uncollected Taxes	237,370.09	1981 Taxes Cancelled, Abated or Adjusted	11,279.58
Environmental Inspection & Control	31,550.00			Transfer to Tax Title Liens or Foreclosed	20,193.32
Other Public Safety				Balance Outstanding Dec. 31, 1981	239,858.52
PUBLIC WORKS		CAPITAL OUTLAY TOTAL	57,488.01	PRIOR YEARS TAXES OUTSTANDING	
Streets and Drainage	191,700.00	Public Enterprises		Balance January 1, 1981	163,926.28
Sewers and Sewage Processing		Recreation—Culture		Collected in 1981	155,291.40
Garbage and Trash Disposal	51,250.00	Public Works	57,488.01	Cancelled, Abated or Adjusted 1981	538.26
Public Buildings and Grounds	16,575.00	Buildings and Grounds		Transfers to Tax Title Liens or Foreclosed	4,225.86
Other Public Works		Library and Education		Balance December 31, 1981	3,870.76
HEALTH and WELFARE		Conservation		TAX TITLE LIENS OUTSTANDING	
Health Services Except Environmental	950.00	All Other		Balance January 1, 1981	78,244.45
Welfare-Public Assistance	13,986.73			Transfer From Taxes	24,883.59
Hospitals, Clinics, First Aid		CAPITAL DEBT AUTHORIZED, DECEMBER 31, 1981		Redeemed in 1981	30,957.85
Animal, Insect, & Rodent Control	18,600.00	ISSUED AND UNISSUED GROSS DEBT		Cancelled, Abated or Adjusted (1981)	
Other Welfare Services		School	692,000	Transfers to Foreclosed Property	
RECREATION and CONSERVATION		Self-liquidating		Balance December 31, 1981	72,170.59
Beaches and Boardwalks		Other		PROPERTY ACQUIRED BY DEED OR FORECLOSURE	
Parks, Playgrounds, Shade Trees	4,500.00	Total	692,000	Balance January 1, 1981	73,140.00
Land Reclamation & Conservation		ISSUED AND OUTSTANDING		Transfers From Taxes or Liens	
Other Recreational Services		School	692,000.00	Sale for Cash (1981)	
EDUCATION (excluding schools)		Self-Liquidating		Cancelled, Abated or Adjusted (1981)	
Libraries		Other		Balance December 31, 1981	73,140.00
Other Educational Services	30,000.00	Total	692,000.00	CURRENT FINANCES DECEMBER 31, 1981	
STATUTORY EXPENDITURES		EQUALIZED VALUATION BASIS FOR NET DEBT COMPUTATION	75,514,196	ASSETS	
Pensions & F. I. C. A.	35,350.00	REAL PROPERTY VALUATIONS		Cash Dec. 31, 1981	1,682,289.60
Employee Fringe Benefits	18,000.00	Code Class # of Parcels % VAL'N	ASSESSED VALUATION	Taxes Receivable	243,729.60
Other Statutory Expenditures	2,200.00	1 Vacant Land 1365 19.40	9,561,165.00	Tax Title Liens	72,170.59
CETA And Other Public Employment Programs		2 Residential 1378 65.95	32,506,960.00	Foreclosed Property	73,140.00
MUNICIPAL FUNCTIONS TOTAL	700,700.73	3 Farm 242 7.15	3,519,750.00	Emergencies & Other Deferred Charges	
CAPITAL IMPROVEMENTS *M L M U*	60,000.00	4a Commercial 58 7.47	3,679,740.00	State and Federal Aid Receivable	
DEBT SERVICE		4b Industrial		Other Receivables	5,151.00
Principal Payments		4c Apartments 1 .04	20,300.00	Total	2,070,480.93
Interest Payments		Total 3044	49,287,915.00	LIABILITIES, RESERVES, AND SURPLUS	
DEFERRED CHARGES		Land Area 64.97 Sq. Miles		Cash Liabilities	1,009,725.48
SCHOOL, COUNTY, SPECIAL DISTRICT TAXES	1,555,756.88	Net Valuation Taxable-Municipal	50,109,510	Reserves for Receivables	394,151.27
RESERVE FOR UNCOLLECTED TAXES	237,370.09	Net Valuation Taxable-County	79,494,754	Surplus Dec. 31, 1981	672,560.18
EXPENDITURES TOTAL	2,539,833.70	State Equalized Valuation	52,046,277	Total	2,076,480.93
		State Equalization Ratio	54.03		

1406

Population 1980 14,380
 Population 1981 14,390
 S & P Rating
 Moody Rating A-1

General Tax Rate Per \$100. 2.05
 State Equalized Tax Rate 2.05

DENVILLE TOWNSHIP – MORRIS COUNTY
Form of Government:
Mayor–Council Plan F (OMCL 50)
Number of Members on Governing Body – 7

PER CAPITA:

Gross Debt 442.73
 Net Debt 193.71
 Debt Service 24.49
 Total Tax Levy 629.21
 Municipal Expenditures 268.96

PER CENT:

Gross Debt 1.66
 Net Debt .73
 Tax Levy Collected 97.40
 Tax Levy Cancelled, Abated or Adjusted .22

EXPENDITURES		REVENUES-REALIZED		1981 PROPERTY TAX	
GENERAL GOVERNMENT				STATE EQUALIZED TAX RATE →	
Governing Body & Public Boards	9,365.00	1981 Property Taxes Collected	8,803,027.79	Local District School Taxes .80	3,525,720.30
Municipal Clerk	57,559.00	1981 Payments in Lieu of Taxes		Regional & Consolidated School Tax .57	2,467,584.50
Financial Administration	54,456.50	Delinquent Tax & Lien Collections	168,075.74	School Taxes in Municipal Budget	
Assessment of Taxes	41,144.00	Business Personalty Replacement Taxes	226,249.56	County Taxes .35	1,543,170.24
Collection of Taxes	47,509.00	Taxes from Public Utilities	572,606.00	County Library Taxes	
Planning, Housing & Development	82,024.00	Other Miscellaneous Tax Revenues		Local Municipal Purpose Taxes .32	1,428,134.50
Human Resources	17,401.00	State Aid Revenues	138,936.18	Veteran & Senior Citizen Taxes	120,100.00
Elections	8,475.00	Federal Aid Revenues		Total Taxes for Rate Computation 2.04	9,110,709.60
General Administration (other)	428,459.00	State and Local Fiscal Assistance Act Utilized	131,373.13	Special District Taxes	
JUDICIARY		Sale of Acquired Property		Bank Corp. Taxes	27,549.03
Municipal Courts	59,491.00	Other Miscellaneous Revenues	449,826.52	Added and Omitted Taxes	38,171.21
PUBLIC SAFETY		Total	10,891,058.92	Total Taxes Levied - ABSTRACT	9,054,329.84
Fire Protection	128,759.00	Prior Years Surplus Appropriated	551,000.00	Total Taxes Billed	9,038,441.07
Police Protection	894,389.00	REVENUES TOTAL	11,442,058.92	1981 TAXES COLLECTED	8,803,827.79
Civil Defense & Disaster Control	6,027.00	Reserve For Uncollected Taxes	316,400.20	1981 Taxes Cancelled, Abated or Adjusted	20,007.50
Environmental Inspection & Control	35,102.00	CAPITAL OUTLAY TOTAL	1,235,782.21	Transfer to Tax Title Liens or Foreclosed	9,213.48
Other Public Safety		Public Enterprises	57,602.37	Balance Outstanding Dec. 31, 1981	205,392.30
PUBLIC WORKS		Recreation—Culture		PRIOR YEARS TAXES OUTSTANDING	
Streets and Drainage	473,521.00	Public Works	38,569.42	Balance January 1, 1981	205,173.39
Sewers and Sewage Processing		Buildings and Grounds	1,094,421.36	Collected in 1981	166,736.65
Garbage and Trash Disposol	11,500.00	Library and Education		Cancelled, Abated or Adjusted 1981	
Public Buildings and Grounds	65,813.60	Conservation	45,169.06	Transfers to Tax Title Liens or Foreclosed	9,054.90
Other Public Works	15,485.00	All Other		Balance December 31, 1981	29,381.78
HEALTH and WELFARE		CAPITAL DEBT AUTHORIZED, DECEMBER 31, 1981		TAX TITLE LIENS OUTSTANDING	
Health Services Except Environmental	98,068.00	ISSUED AND UNISSUED		Balance January 1, 1981	10,344.56
Welfare-Public Assistance	5,105.00	SCHOOL GROSS DEBT	2,807,284	Transfer From Taxes	18,868.44
Hospitals, Clinics, First Aid	3,000.00	Self-liquidating	976,000	Redeemed in 1981	1,343.09
Animal, Insect, & Rodent Control	5,293.96	Other	2,787,550	Cancelled, Abated or Adjusted (1981)	
Other Welfare Services		Total	6,370,834	Transfers to Foreclosed Property	6,226.15
RECREATION and CONSERVATION		ISSUED AND OUTSTANDING		Balance December 31, 1981	21,643.76
Beaches and Boardwalks		School	2,444,208.05	PROPERTY ACQUIRED BY DEED OR FORECLOSURE	
Parks, Playgrounds, Shade Trees	45,987.00	Self-Liquidating	506,000.00	Balance January 1, 1981	173,205.85
Land Reclamation & Conservation	8,795.00	Other	2,418,000.00	Transfers From Taxes or Liens	6,226.15
Other Recreational Services	35,895.00	Total	5,768,208.05	Sale for Cash (1981)	
EDUCATION (excluding schools)		EQUALIZED VALUATION BASIS		Cancelled, Abated or Adjusted (1981)	
Libraries	183,313.00	FOR NET DEBT COMPUTATION	383,426,593	Balance December 31, 1981	179,432.00
Other Educational Services	300.00	REAL PROPERTY VALUATIONS		CURRENT FINANCES DECEMBER 31, 1981	
STATUTORY EXPENDITURES		Code Class # of Parcels % VAL'N		ASSETS	
Pensions & F. I. C. A.	238,500.00	1 Vacant Land 861 4.44	6,751,100.00	Cash Dec. 31, 1981	1,566,081.81
Employee Fringe Benefits	74,500.00	2 Residential 4474 75.98	115,434,400.00	Taxes Receivable	234,774.08
Other Statutory Expenditures	14,353.58	3 Farm 59 .54	826,200.00	Tax Title Liens	21,643.76
CETA And Other Public Employment Programs		4a Commercial 186 11.10	16,868,100.00	Foreclosed Property	179,432.00
MUNICIPAL FUNCTIONS TOTAL	3,100,189.04	4b Industrial 25 6.63	10,067,600.00	Emergencies & Other Deferred Charges	
CAPITAL IMPROVEMENTS *MEMO*	123,000.00	4c Apartments 3 1.30	1,578,200.00	State and Federal Aid Receivable	1,498.51
DEBT SERVICE		Total 5608	151,925,600.00	Other Receivables	2,078.00
Principal Payments	239,000.00	Land Area 12.70 Sq. Miles		Total	2,005,508.16
Interest Payments	113,400.00	Net Valuation Taxable-Municipal	153,884,555	LIABILITIES, RESERVES, AND SURPLUS	
DEFERRED CHARGES	41,260.89	Net Valuation Taxable-County	463,360,510	Cash Liabilities	918,487.44
SCHOOL, COUNTY, SPECIAL DISTRICT TAXES	7,562,475.04	State Equalized Valuation	436,206,686	Reserves for Receivables	437,927.84
RESERVE FOR UNCOLLECTED TAXES	316,400.26	State Equalization Ratio	35.00	Surplus Dec. 31, 1981	649,092.88
EXPENDITURES TOTAL	11,432,745.23			Total	2,005,508.16

Population 1980 23,473
 Population 1981 23,735
 S & P Rating AAA
 Moody Rating A

General Tax Rate Per \$100. 2.23
 State Equalized Tax Rate 2.40

DEPTFORD TOWNSHIP - GLOUCESTER CO.

Form of Government:

Council-Manager Plan E (OMCL 50)

Number of Members on Governing Body - 7

PER CAPITA:

Gross Debt 299.35
 Net Debt 227.22
 Debt Service 25.59
 Total Tax Levy 437.25
 Municipal Expenditures 204.54

PER CENT:

Gross Debt 2.00
 Net Debt 1.52
 Tax Levy Collected 93.57
 Tax Levy Cancelled, Abated or Adjusted .48

EXPENDITURES		REVENUES-REALIZED		1981 PROPERTY TAX	
GENERAL GOVERNMENT				STATE EQUALIZED TAX RATE → 1.51	
Governing Body & Public Boords	34,545.00	1981 Property Taxes Collected		Local District School Taxes	6,183,389.00
Municipal Clerk	47,558.00	1981 Payments in Lieu of Taxes		Regional & Consolidated School Tax	
Financial Administration	21,795.00	Delinquent Tax & Lien Collections		School Taxes in Municipal Budget	
Assessment of Taxes	48,515.00	Business Personalty Replacement Taxes		County Taxes	2,243,814.52
Collection of Taxes	53,160.00	Taxes from Public Utilities		County Library Taxes	
Planning, Housing & Development	38,230.00	Other Miscellaneous Tax Revenues		Local Municipal Purpose Taxes	1,383,722.00
Human Resources	15,062.00	State Aid Revenues		Veteron & Senior Citizen Taxes	207,900.00
Elections	12,690.00	Federal Aid Revenues		Total Taxes for Rate Computation	10,018,825.92
General Administration (other)	410,391.00	State and Local Fiscal Assistance Act Utilized		Special District Taxes	484,277.00
JUDICIARY		Sale of Acquired Property		Bank Corp. Taxes	9,824.64
Municipal Courts	65,045.00	Other Miscellaneous Revenues		Added and Omitted Taxes	72,987.66
PUBLIC SAFETY		Total		Total Taxes Levied - ABSTRACT	10,378,015.22
Fire Protection	3,150.00	Prior Years Surplus Appropriated		Total Taxes Billed	10,409,697.52
Police Protection	1,107,790.36	REVENUES TOTAL		1981 TAXES COLLECTED	9,740,095.27
Civil Defense & Disaster Control	941.00	Reserve For Uncollected Taxes		1981 Taxes Cancelled, Abated or Adjusted	49,775.68
Environmental Inspection & Control	77,200.00	CAPITAL OUTLAY TOTAL		Transfer to Tax Title Liens or Foreclosed	65,368.90
Other Public Safety				Balance Outstanding Dec. 31, 1981	554,458.07
PUBLIC WORKS				PRIOR YEARS TAXES OUTSTANDING	
Streets and Drainage	384,684.44	Public Enterprises		Balance January 1, 1981	582,139.69
Sewers and Sewage Processing	184,914.00	Recreation—Culture		Collected in 1981	457,104.70
Garbage and Trash Disposal		Public Works		Cancelled, Abated or Adjusted 1981	1,484.00
Public Buildings and Grounds	106,806.00	Buildings and Grounds		Transfers to Tax Title Liens or Foreclosed	37,865.54
Other Public Works	24,960.00	Library and Education		Balance December 31, 1981	85,685.45
HEALTH and WELFARE		Conservation		TAX TITLE LIENS OUTSTANDING	
Health Services Except Environmental	11,812.00	All Other		Balance January 1, 1981	213,567.22
Welfare-Public Assistance	50,123.00	CAPITAL DEBT AUTHORIZED, DECEMBER 31, 1981		Transfer From Taxes	103,234.44
Hospitals, Clinics, First Aid		ISSUED AND UNISSUED GROSS DEBT NET DEBT		Redeemed in 1981	43,055.59
Animal, Insect, & Rodent Control		School 1,712,000		Cancelled, Abated or Adjusted (1981)	
Other Welfare Services		Self-liquidating 5,393,000		Transfers to Foreclosed Property	
RECREATION and CONSERVATION		Other 7,105,000		Balance December 31, 1981	273,746.07
Beaches and Boardwalks		Total 6,983,500.00		PROPERTY ACQUIRED BY DEED OR FORECLOSURE	
Parks, Playgrounds, Shade Trees	69,775.00	ISSUED AND OUTSTANDING		Balance January 1, 1981	3,500,600.00
Land Reclamation & Conservation	250.00	School 1,712,000.00		Transfers From Taxes or Liens	
Other Recreational Services	1,100.00	Self-liquidating 5,271,500.00		Sale for Cash (1981)	68,075.15
EDUCATION (excluding schools)		Other 6,983,500.00		Cancelled, Abated or Adjusted (1981)	
Libraries	128,000.00	Total 355,871,039		Balance December 31, 1981	3,440,524.85
Other Educational Services		EQUALIZED VALUATION BASIS FOR NET DEBT COMPUTATION		CURRENT FINANCES DECEMBER 31, 1981	
STATUTORY EXPENDITURES		REAL PROPERTY VALUATIONS		ASSETS	
Pensions & F. I. C. A.	220,649.42	Code Class # of Parcels % VAL'N ASSESSED VALUATION		Cash Dec. 31, 1981	2,457,753.56
Employee Fringe Benefits	117,600.00	1 Vacant Land 2373 6.80 29,710,300.00		Taxes Receivable	640,143.52
Other Statutory Expenditures	28,645.00	2 Residential 6238 59.07 257,930,500.00		Tax Title Liens	273,746.07
CETA And Other Public Employment Programs	50,000.00	3 Farm 269 1.63 7,109,200.00		Foreclosed Property	3,440,524.85
MUNICIPAL FUNCTIONS TOTAL	3,315,391.22	4a Commercial 252 27.86 121,636,300.00		Emergencies & Other Deferred Charges	465,230.39
CAPITAL IMPROVEMENTS *MEMU*	36,250.00	4b Industrial 6 .53 2,317,600.00		State and Federal Aid Receivable	40,000.00
DEBT SERVICE		4c Apartments 9 4.12 17,569,700.00		Other Receivables	52,596.10
Principal Payments	230,000.00	Total 9147 436,673,600.00		Total	7,409,994.49
Interest Payments	377,415.43	Land Area 17.58 Sq. Miles		LIABILITIES, RESERVES, AND SURPLUS	
DEFERRED CHARGES	197,241.53	Net Valuation Taxable-Municipal		Cash Liabilities	1,922,739.87
SCHOOL, COUNTY, SPECIAL DISTRICT TAXES	8,911,480.92	Net Valuation Taxable-County		Reserves for Receivables	4,447,010.54
RESERVE FOR UNCOLLECTED TAXES	734,612.20	State Equalized Valuation		Surplus Dec. 31, 1981	1,040,244.08
EXPENDITURES TOTAL	13,766,141.30	State Equalization Ratio 107.57		Total	7,409,994.49

Population 1980 14,681
 Population 1981 14,672
 S & P Rating
 Moody Rating

General Tax Rate Per \$100. 7.19
 State Equalized Tax Rate 2.46

DOVER TOWN - MORRIS COUNTY

Form of Government:

Town Council

Number of Members on Governing Body - 9

PER CAPITA:

Gross Debt 364.07
 Net Debt 273.00
 Debt Service 12.72
 Total Tax Levy 410.79
 Municipal Expenditures 264.18

PER CENT:

Gross Debt 2.53
 Net Debt 1.89
 Tax Levy Collected 90.08
 Tax Levy Cancelled, Abated or Adjusted .59

EXPENDITURES		REVENUES-REALIZED		1981 PROPERTY TAX	
GENERAL GOVERNMENT				STATE EQUALIZED TAX RATE →	
Governing Body & Public Boards	33,250.00	1981 Property Taxes Collected	5,773,474.07	Local District School Taxes 1.35	3,274,111.00
Municipal Clerk		1981 Payments in Lieu of Taxes	62,500.00	Regional & Consolidated School Tax	
Financial Administration	40,039.00	Delinquent Tax & Lien Collections	132,183.88	School Taxes in Municipal Budget	
Assessment of Taxes	19,310.00	Business Personalty Replacement Taxes	299,009.32	County Taxes .34	830,300.95
Collection of Taxes	15,765.00	Taxes from Public Utilities	454,884.00	County Library Taxes	
Planning, Housing & Development	14,600.00	Other Miscellaneous Tax Revenues		Local Municipal Purpose Taxes .77	1,881,251.56
Human Resources	13,864.00	State Aid Revenues	132,455.61	Veteran & Senior Citizen Taxes	113,000.00
Elections	4,000.00	Federal Aid Revenues	53,289.49	Total Taxes for Rate Computation 2.46	6,098,663.51
General Administration (other)	469,007.00	State and Local Fiscal Assistance Act Utilized	212,544.00	Special District Taxes	
JUDICIARY		Sale of Acquired Property		Bank Corp. Taxes	25,828.37
Municipal Courts	66,780.00	Other Miscellaneous Revenues	428,030.25	Added and Omitted Taxes	15,691.96
PUBLIC SAFETY		Total	7,548,350.62	Total Taxes Levied - ABSTRACT	6,027,183.84
Fire Protection	137,676.00	Prior Years Surplus Appropriated	420,000.00	Total Taxes Billed	6,009,005.78
Police Protection	760,851.00	REVENUES TOTAL	7,568,350.62	1981 TAXES COLLECTED	5,773,474.07
Civil Defense & Disaster Control	1,370.00	Reserve For Uncollected Taxes	308,239.13	1981 Taxes Cancelled, Abated or Adjusted	35,180.67
Environmental Inspection & Control	27,100.00	CAPITAL OUTLAY TOTAL	549,355.53	Transfer to Tax Title Liens or Foreclosed	9,375.76
Other Public Safety				Balance Outstanding Dec. 31, 1981	190,975.28
PUBLIC WORKS				PRIOR YEARS TAXES OUTSTANDING	
Streets and Drainage	509,341.08	Public Enterprises	109,159.49	Balance January 1, 1981	143,138.43
Sewers and Sewage Processing	72,102.00	Recreation—Culture		Collected in 1981	129,427.91
Garbage and Trash Disposal	233,000.00	Public Works	309,203.59	Cancelled, Abated or Adjusted 1981	480.00
Public Buildings and Grounds	42,485.00	Buildings and Grounds	130,992.45	Transfers to Tax Title Liens or Foreclosed	10,703.25
Other Public Works		Library and Education		Balance December 31, 1981	2,527.47
HEALTH and WELFARE		Conservation		TAX TITLE LIENS OUTSTANDING	
Health Services Except Environmental	126,614.00	All Other		Balance January 1, 1981	1,684.74
Welfare-Public Assistance	39,681.00	CAPITAL DEBT AUTHORIZED, DECEMBER 31, 1981		Transfer From Taxes	22,252.58
Hospitals, Clinics, First Aid		ISSUED AND UNISSUED		Redeemed in 1981	2,755.57
Animal, Insect, & Rodent Control	9,600.00	School	1,347,000	Cancelled, Abated or Adjusted (1981)	
Other Welfare Services		Self-liquidating	1,696,000	Transfers to Foreclosed Property	
RECREATION and CONSERVATION		Other	2,310,300	Balance December 31, 1981	21,181.35
Beaches and Boardwalks		Total	5,353,300	PROPERTY ACQUIRED BY DEED OR FORECLOSURE	
Parks, Playgrounds, Shade Trees	138,175.00	ISSUED AND OUTSTANDING		Balance January 1, 1981	169,500.00
Land Reclamation & Conservation		School	1,347,000.00	Transfers From Taxes or Liens	
Other Recreational Services	5,500.00	Self-Liquidating	1,696,000.00	Sale for Cash (1981)	
EDUCATION (excluding schools)		Other	2,198,000.00	Cancelled, Abated or Adjusted (1981)	
Libraries	126,596.00	Total	5,241,000.00	Balance December 31, 1981	169,500.00
Other Educational Services		EQUALIZED VALUATION BASIS FOR NET DEBT COMPUTATION	211,757,566	CURRENT FINANCES DECEMBER 31, 1981	
STATUTORY EXPENDITURES		REAL PROPERTY VALUATIONS		ASSETS	
Pensions & F. I. C. A.	259,428.41	Code Class # of Parcels % VAL'N	ASSESSED VALUATION	Cash Dec. 31, 1981	1,143,023.44
Employee Fringe Benefits	124,800.00	1 Vacant Land 286 1.61	1,284,400.00	Taxes Receivable	153,502.75
Other Statutory Expenditures	3,000.00	2 Residential 3131 66.08	52,632,144.00	Tax Title Liens	21,181.35
CETA And Other Public Employment Programs	31,264.00	3 Farm		Foreclosed Property	169,500.00
MUNICIPAL FUNCTIONS TOTAL	3,333,103.49	4a Commercial 328 21.78	17,345,355.00	Emergencies & Other Deferred Charges	619.38
CAPITAL IMPROVEMENTS *MEMO*	17,100.00	4b Industrial 37 6.90	5,492,300.00	State and Federal Aid Receivable	8,323.49
DEBT SERVICE		4c Apartments 31 3.63	2,889,800.00	Other Receivables	158,097.76
Principal Payments	100,000.00	Total 3813	79,643,959.00	Total	1,734,248.17
Interest Payments	86,581.25	Land Area 2.51 Sq. Miles		LIABILITIES, RESERVES, AND SURPLUS	
DEFERRED CHARGES	48,150.00	Net Valuation Taxable-Municipal	83,356,241	Cash Liabilities	550,649.16
SCHOOL, COUNTY, SPECIAL DISTRICT TAXES	4,104,411.55	Net Valuation Taxable-County	249,087,587	Reserves for Receivables	582,281.86
RESERVE FOR UNCOLLECTED TAXES	308,239.13	State Equalized Valuation	236,252,432	Surplus Dec. 31, 1981	601,317.15
EXPENDITURES TOTAL	7,980,485.82	State Equalization Ratio	34.27	Total	1,734,248.17

Population 1980 64,455
 Population 1981 65,954
 S & P Rating AAA
 Moody Rating A-1

General Tax Rate Per \$100. 4.07
 State Equalized Tax Rate 2.37

DOVER TOWNSHIP - OCEAN COUNTY

Form of Government:

Township Committee

Number of Members on Governing Body - 5

PER CAPITA:

Gross Debt 665.35
 Net Debt 348.28
 Debt Service 44.20
 Total Tax Levy 679.30
 Municipal Expenditures 327.10

PER CENT

Gross Debt 2.75
 Net Debt 1.44
 Tax Levy Collected 94.26
 Tax Levy Cancelled, Abated or Adjusted .09

EXPENDITURES		REVENUES-REALIZED		1981 PROPERTY TAX	
GENERAL GOVERNMENT				STATE EQUALIZED TAX RATE →	
Governing Body & Public Boards	60,862.88	1981 Property Taxes Collected 42,655,702.89		Local District School Taxes	
Municipal Clerk		1981 Payments in Lieu of Taxes		Regional & Consolidated School Tax 1.55	28,466,314.57
Financial Administration	105,156.95	Delinquent Tax & Lien Collections 2,736,834.26		School Taxes in Municipal Budget	
Assessment of Taxes	905,230.00	Business Personalty Replacement Taxes 714,100.52		County Taxes .43	* 7,833,496.00
Collection of Taxes	136,000.00	Taxes from Public Utilities 3,912,044.00		County Library Taxes .02	436,952.35
Planning, Housing & Development	264,753.00	Other Miscellaneous Tax Revenues 674,678.33		Local Municipal Purpose Taxes .37	6,865,079.80
Human Resources	77,373.00	State Aid Revenues 193,548.76		Veteran & Senior Citizen Taxes	780,700.00
Elections	8,000.00	Federal Aid Revenues 877,215.00		Total Taxes for Rate Computation 2.37	44,382,543.12
General Administration (other)	1,764,615.43	State and Local Fiscal Assistance Act Utilized 221,924.20		Special District Taxes	1,141,355.84
JUDICIARY		Sale of Acquired Property 3,001,079.05		Bank Corp. Taxes	59,636.31
Municipal Courts	234,145.00	Other Miscellaneous Revenues Total 54,587,127.01		Added and Omitted Taxes	
PUBLIC SAFETY		Prior Years Surplus Appropriated 3,160,000.00		Total Taxes Levied - ABSTRACT	44,802,835.27
Fire Protection	4,119,810.50	REVENUES TOTAL 58,147,127.01		Total Taxes Billed	45,252,351.73
Police Protection	32,378.00	Reserve For Uncollected Taxes 2,737,969.39		1981 TAXES COLLECTED	42,655,702.89
Civil Defense & Disaster Control	135,819.00	CAPITAL OUTLAY TOTAL 1,655,118.14		1981 Taxes Cancelled, Abated or Adjusted	40,102.68
Environmental Inspection & Control	20,808.00	Public Enterprises 185,504.90		Transfer to Tax Title Liens or Foreclosed	163,127.40
Other Public Safety		Recreation—Culture 84,850.40		Balance Outstanding Dec. 31, 1981	2,312,819.37
PUBLIC WORKS		Public Works 1,299,640.64		PRIOR YEARS TAXES OUTSTANDING	
Streets and Drainage	2,416,441.41	Buildings and Grounds 85,122.20		Balance January 1, 1981	2,580,959.51
Sewers and Sewage Processing	1,088,500.00	Library and Education		Collected in 1981	2,432,043.18
Garbage and Trash Disposal	218,023.00	Conservation		Cancelled, Abated or Adjusted 1981	69,283.12
Public Buildings and Grounds	647,647.48	All Other		Transfers to Tax Title Liens or Foreclosed	62,801.63
Other Public Works		CAPITAL DEBT AUTHORIZED, DECEMBER 31, 1981		Balance December 31, 1981	16,671.56
HEALTH and WELFARE		ISSUED AND UNISSUED GROSS DEBT NET DEBT		TAX TITLE LIENS OUTSTANDING	
Health Services Except Environmental	206,160.00	School 20,912,039		Balance January 1, 1981	406,780.70
Welfare-Public Assistance	73,120.00	Self-liquidating 222,500		Transfer From Taxes	243,546.63
Hospitals, Clinics, First Aid	500.00	Other 22,748,094		Redeemed in 1981	304,791.08
Animal, Insect, & Rodent Control		Total 43,882,634		Cancelled, Abated or Adjusted (1981)	
Other Welfare Services	1,000.00	ISSUED AND OUTSTANDING		Transfers to Foreclosed Property	
RECREATION and CONSERVATION		School 20,912,039.67		Balance December 31, 1981	345,536.31
Beaches and Boardwalks	187,350.00	Self-liquidating 22,450,500.00		PROPERTY ACQUIRED BY DEED OR FORECLOSURE	
Parks, Playgrounds, Shade Trees	342,660.00	Other 43,362,539.67		Balance January 1, 1981	1,581,462.07
Land Reclamation & Conservation	30,518.00	EQUALIZED VALUATION BASIS		Transfers From Taxes or Liens	11,137.93
Other Recreational Services	313,405.00	FOR NET DEBT COMPUTATION 1,555,970,108		Sale for Cash (1981)	
EDUCATION (excluding schools)		REAL PROPERTY VALUATIONS		Cancelled, Abated or Adjusted (1981)	280,000.00
Libraries		Code Class # of Parcels % VAL'N ASSESSED VALUATION		Balance December 31, 1981	1,312,600.00
Other Educational Services	6,200.00	1 Vacant Land 5562 5.62 59,369,400.00		CURRENT FINANCES DECEMBER 31, 1981	
STATUTORY EXPENDITURES		2 Residential 25876 72.85 769,671,100.00		ASSETS	
Pensions & F. I. C. A.	1,408,944.86	3 Farm 207 .88 9,315,900.00		Cash Dec. 31, 1981	6,461,346.41
Employee Fringe Benefits	415,000.00	4a Commercial 744 14.86 157,049,200.00		Taxes Receivable	2,389,690.55
Other Statutory Expenditures	78,000.00	4b Industrial 10 3.20 33,833,300.00		Tax Title Liens	345,536.31
CETA And Other Public Employment Programs	280,000.00	4c Apartments 37 2.59 27,339,700.00		Foreclosed Property	1,312,600.00
MUNICIPAL FUNCTIONS TOTAL	15,044,421.51	Total 32436 1,056,578,600.00		Emergencies & Other Deferred Charges	740,000.00
CAPITAL IMPROVEMENTS *MEMU*	52,500.00	Land Area 41.62 Sq. Miles		State and Federal Aid Receivable	
DEBT SERVICE		Net Valuation Taxable-Municipal 1,071,026,256		Other Receivables	355,165.08
Principal Payments	1,165,000.00	Net Valuation Taxable-County 1,651,195,235		Total	11,604,338.75
Interest Payments	1,750,441.55	State Equalized Valuation 1,827,695,973		LIABILITIES, RESERVES, AND SURPLUS	
DEFERRED CHARGES	275,838.76	State Equalization Ratio 58.27		Cash Liabilities	3,522,133.65
SCHOOL, COUNTY, SPECIAL DISTRICT TAXES	37,878,123.18			Reserves for Receivables	4,402,992.34
RESERVE FOR UNCOLLECTED TAXES	2,737,969.39			Surplus Dec. 31, 1981	3,679,212.76
EXPENDITURES TOTAL	59,451,794.37			Total	11,604,338.75

0604

Population 1980 1,803
 Population 1981 1,805
 S & P Rating
 Moody Rating

General Tax Rate Per \$100.

3.63
 State Equalized Tax Rate
 2.87

DOWNE TOWNSHIP - CUMBERLAND CO.**Form of Government:****Township Committee****Number of Members on Governing Body - 3****PER CAPITA:**

Gross Debt 176.73
 Net Debt 21.05
 Debt Service
 Total Tax Levy 425.50
 Municipal Expenditures 257.76

PER CENT:

Gross Debt 1.43
 Net Debt .17
 Tax Levy Collected 89.11
 Tax Levy Cancelled, Abated
 or Adjusted .27

EXPENDITURES		REVENUES-REALIZED		1981 PROPERTY TAX	
GENERAL GOVERNMENT				STATE EQUALIZED TAX RATE	
Governing Body & Public Boards		1981 Property Taxes Collected	684,512.77	Local District School Taxes	1.87
Municipal Clerk		1981 Payments in Lieu of Taxes		Regional & Consolidated School Tax	
Financial Administration	10,950.00	Delinquent Tax & Lien Collections	111,253.48	School Taxes in Municipal Budget	
Assessment of Taxes	15,000.00	Business Personalty Replacement Taxes	33,869.96	County Taxes	.99 *
Collection of Taxes	10,982.85	Taxes from Public Utilities	146,986.00	County Library Taxes	
Planning, Housing & Development	6,000.00	Other Miscellaneous Tax Revenues	50,000.00	Local Municipal Purpose Taxes	
Human Resources		State Aid Revenues	12,168.26	Veteran & Senior Citizen Taxes	
Elections	2,400.00	Federal Aid Revenues		Total Taxes for Rate Computation	2.80
General Administration (other)	51,801.58	State and Local Fiscal Assistance Act Utilized	29,581.00	Special District Taxes	
JUDICIARY		Sale of Acquired Property		Bank Corp. Taxes	
Municipal Courts	9,050.42	Other Miscellaneous Revenues	144,051.32	Added and Omitted Taxes	548.13
PUBLIC SAFETY		Total	1,212,462.79	Total Taxes Levied - ABSTRACT	768,132.23
Fire Protection		Prior Years Surplus Appropriated	125,000.00	Total Taxes Billed	768,132.23
Police Protection	4,300.00	REVENUES TOTAL	1,337,462.79	1981 TAXES COLLECTED	684,512.77
Civil Defense & Disaster Control	1,000.00	Reserve For Uncollected Taxes	142,155.00	1981 Taxes Cancelled, Abated or Adjusted	2,107.53
Environmental Inspection & Control	8,028.29			Transfer to Tax Title Liens or Foreclosed	10,007.66
Other Public Safety				Balance Outstanding Dec. 31, 1981	71,504.27
PUBLIC WORKS		CAPITAL OUTLAY TOTAL	39,750.00	PRIOR YEARS TAXES OUTSTANDING	
Streets and Drainage	162,156.78	Public Enterprises		Balance January 1, 1981	107,787.93
Sewers and Sewage Processing		Recreation—Culture		Collected in 1981	103,240.96
Garbage and Trash Disposal	6,400.00	Public Works		Cancelled, Abated or Adjusted 1981	34.02
Public Buildings and Grounds		Buildings and Grounds	39,750.00	Transfers to Tax Title Liens or Foreclosed	4,254.28
Other Public Works	776.64	Library and Education		Balance December 31, 1981	258.67
HEALTH and WELFARE		Conservation		TAX TITLE LIENS OUTSTANDING	
Health Services Except Environmental	250.00	All Other		Balance January 1, 1981	44,746.61
Welfare-Public Assistance	6,600.00			Transfer From Taxes	14,748.01
Hospitals, Clinics, First Aid	4,250.00	CAPITAL DEBT AUTHORIZED, DECEMBER 31, 1981		Redeemed in 1981	8,012.52
Animal, Insect, & Radent Control	2,500.00	ISSUED AND UNISSUED GROSS DEBT NET DEBT		Cancelled, Abated or Adjusted (1981)	
Other Welfare Services		School 281,000		Transfers to Foreclosed Property	
RECREATION and CONSERVATION		Self-Liquidating 38,000	38,000	Balance December 31, 1981	51,482.10
Beaches and Boardwalks		Other 319,000	319,000	PROPERTY ACQUIRED BY DEED OR	
Parks, Playgrounds, Shade Trees				FORECLOSURE	
Land Reclamation & Conservation		ISSUED AND OUTSTANDING		Balance January 1, 1981	6,000.00
Other Recreational Services	600.00	School 281,000.00		Transfers From Taxes or Liens	
EDUCATION (excluding schools)		Self-Liquidating 38,000.00		Sale for Cash (1981)	
Libraries		Other 319,000.00		Cancelled, Abated or Adjusted (1981)	
Other Educational Services		Total 319,000.00		Balance December 31, 1981	6,000.00
STATUTORY EXPENDITURES		EQUALIZED VALUATION BASIS		CURRENT FINANCES DECEMBER 31, 1981	
Pensions & F. I. C. A.	11,200.00	FOR NET DEBT COMPUTATION		ASSETS	
Employee Fringe Benefits		REAL PROPERTY VALUATIONS		Cash Dec. 31, 1981	595,728.76
Other Statutory Expenditures	1,800.00	Code Class # of Parcels % VAL'N	ASSESSED VALUATION	Taxes Receivable	71,762.94
CETA And Other Public Employment Programs		1 Vacant Land 1063 20.74	3,547,500.00	Tax Title Liens	51,482.10
MUNICIPAL FUNCTIONS TOTAL	316,112.56	2 Residential 914 59.43	11,311,000.00	Foreclosed Property	6,000.00
CAPITAL IMPROVEMENTS *MEMO*	25,000.00	3 Farm 144 7.51	1,428,700.00	Emergencies & Other Deferred Charges	17,155.56
DEBT SERVICE		4a Commercial 76 11.58	2,203,200.00	State and Federal Aid Receivable	50,000.00
Principal Payments		4b Industrial 5 .74	141,700.00	Other Receivables	52,101.50
Interest Payments		4c Apartments		Total	844,230.86
DEFERRED CHARGES	6,943.00	Total 2202	19,032,100.00	LIABILITIES, RESERVES, AND SURPLUS	
SCHOOL, COUNTY, SPECIAL DISTRICT TAXES	767,584.10	Land Area 54.35 Sq. Miles		Cash Liabilities	481,867.22
RESERVE FOR UNCOLLECTED TAXES	142,195.00	Net Valuation Taxable-Municipal	19,736,203	Reserves for Receivables	181,346.54
EXPENDITURES TOTAL	1,232,834.66	Net Valuation Taxable-County	24,156,351	Surplus Dec. 31, 1981	181,017.10
		State Equalized Valuation	24,798,583	Total	844,230.86
		State Equalization Ratio	78.99		

Population 1980 18,334
 Population 1981 18,309
 S & P Rating
 Moody Rating A

General Tax Rate Per \$100.

3.55

State Equalized Tax Rate

2.71

DUMONT BOROUGH - BERGEN COUNTY**Form of Government:****Borough Council****Number of Members on Governing Body - 6****PER CAPITA:**

Gross Debt 267.95
 Net Debt 204.82
 Debt Service 24.45
 Total Tax Levy 572.69
 Municipal Expenditures 248.76

PER CENT:

Gross Debt 1.42
 Net Debt 1.09
 Tax Levy Collected 98.69
 Tax Levy Cancelled, Abated or Adjusted .05

EXPENDITURES		REVENUES-REALIZED		1981 PROPERTY TAX	
GENERAL GOVERNMENT				STATE EQUALIZED TAX RATE 1.73	
Governing Body & Public Boards		1981 Property Taxes Collected	10,363,232.45	Local District School Taxes	6,688,397.25
Municipal Clerk		1981 Payments in Lieu of Taxes		Regional & Consolidated School Tax	
Financial Administration	26,000.00	Delinquent Tax & Lien Collections	126,166.83	School Taxes in Municipal Budget	
Assessment of Taxes	15,332.11	Business Personalty Replacement Taxes	68,051.16	County Taxes	1,258,999.98
Collection of Taxes	46,166.97	Taxes from Public Utilities	735,811.00	County Library Taxes	
Planning, Housing & Development	6,980.00	Other Miscellaneous Tax Revenues		Local Municipal Purpose Taxes	2,502,533.43
Human Resources	5,700.00	State Aid Revenues	142,055.29	Veteron & Senior Citizen Taxes	185,150.00
Elections		Federal Aid Revenues		Total Taxes for Rote Computation	10,635,080.66
General Administration (other)	306,310.81	State and Local Fiscal Assistance Act Utilized	211,744.00	Special District Taxes	
JUDICIARY		Sale of Acquired Property		Bank Corp. Taxes	4,745.67
Municipal Courts	30,750.00	Other Miscellaneous Revenues	581,289.51	Added and Omitted Taxes	30,653.42
PUBLIC SAFETY		Total	12,228,350.24	Total Taxes Levied - ABSTRACT	10,485,329.95
Fire Protection	139,410.55	Prior Years Surplus Appropriated	329,812.00	Total Taxes Billed	10,501,252.01
Police Protection	1,198,935.98	REVENUES	12,558,162.24	1981 TAXES COLLECTED	10,363,232.45
Civil Defense & Disaster Control		Reserve For Uncollected Taxes	209,285.04	1981 Taxes Cancelled, Abated or Adjusted	5,477.65
Environmental Inspection & Control	21,092.00	CAPITAL OUTLAY	426,254.52	Transfer to Tax Title Liens or Foreclosed	8,871.45
Other Public Safety	14,100.00	TOTAL		Balance Outstanding Dec. 31, 1981	123,670.46
PUBLIC WORKS				PRIOR YEARS TAXES OUTSTANDING	
Streets and Drainage	446,670.00	Public Enterprises		Balance January 1, 1981	133,954.90
Sewers and Sewage Processing	329,231.89	Recreation—Culture	3,246.77	Collected in 1981	126,166.83
Garbage and Trash Disposal	359,796.00	Public Works	21,589.70	Cancelled, Abated or Adjusted 1981	
Public Buildings and Grounds	40,626.00	Buildings and Grounds	23,048.50	Transfers to Tax Title Liens or Foreclosed	5,129.00
Other Public Works	75,885.00	Library and Education	378,409.55	Balance December 31, 1981	2,659.07
HEALTH and WELFARE		Conservation		TAX TITLE LIENS OUTSTANDING	
Health Services Except Environmental	46,719.00	All Other		Balance January 1, 1981	11,241.93
Welfare-Public Assistance	7,280.00	CAPITAL DEBT AUTHORIZED, DECEMBER 31, 1981		Transfer From Taxes	14,276.31
Hospitals, Clinics, First Aid		ISSUED AND UNISSUED		Redeemed in 1981	
Animal, Insect, & Rodent Control		School	1,156,000	Cancelled, Abated or Adjusted (1981)	
Other Welfare Services		Self-liquidating		Transfers to Foreclosed Property	
RECREATION and CONSERVATION		Other	3,749,972	Balance December 31, 1981	25,518.24
Beaches and Boardwalks		Total	4,905,972	PROPERTY ACQUIRED BY DEED OR FORECLOSURE	
Parks, Playgrounds, Shade Trees	52,075.00	ISSUED AND OUTSTANDING		Balance January 1, 1981	47,526.00
Land Reclamation & Conservation		School		Transfers From Taxes or Liens	
Other Recreational Services	8,950.00	Self-Liquidating		Sale for Cash (1981)	
EDUCATION (excluding schools)		Other		Cancelled, Abated or Adjusted (1981)	
Libraries	125,000.00	Total	3,800,000.00	Balance December 31, 1981	47,526.00
Other Educational Services		EQUALIZED VALUATION BASIS		CURRENT FINANCES DECEMBER 31, 1981	
STATUTORY EXPENDITURES		FOR NET DEBT COMPUTATION	344,624,532	ASSETS	
Pensions & F. I. C. A.	254,103.45	REAL PROPERTY VALUATIONS		Cash Dec. 31, 1981	820,939.64
Employee Fringe Benefits	77,000.00	Code Class # of Parcels % VAL'N		Taxes Receivable	126,329.53
Other Statutory Expenditures	7,300.00	1 Vacant Land 95 .51	1,470,000.00	Tax Title Liens	25,518.24
CETA And Other Public Employment Programs		2 Residential 4884 89.50	259,808,450.00	Foreclosed Property	47,526.00
MUNICIPAL FUNCTIONS		3 Farm 1	3,200.00	Emergencies & Other Deferred Charges	59,293.17
CAPITAL IMPROVEMENTS *M L M D *	14,500.00	4a Commercial 114 5.04	14,622,400.00	State and Federal Aid Receivable	
DEBT SERVICE		4b Industrial 12 .43	1,256,300.00	Other Receivables	17,622.56
Principal Payments	180,000.00	4c Apartments 25 4.52	13,113,700.00	Total	1,137,229.14
Interest Payments	267,072.50	Total 5131	290,274,050.00	LIABILITIES, RESERVES, AND SURPLUS	
DEFERRED CHARGES		Land Area 1.80 Sq. Miles		Cash Liabilities	215,224.75
SCHOOL, COUNTY, SPECIAL DISTRICT TAXES	7,947,397.23	Net Valuation Taxable-Municipal	254,946,439	Reserves for Receivables	216,996.33
RESERVE FOR UNCOLLECTED TAXES	209,285.04	Net Valuation Taxable-County	355,477,260	Surplus Dec. 31, 1981	705,000.06
EXPENDITURES		State Equalized Valuation	384,364,153	Total	1,137,229.14
TOTAL	12,501,928.63	State Equalization Ratio	76.45		

Population 1980 0,593
 Population 1981 6,551
 S & P Rating
 Moody Rating

General Tax Rate Per \$100.

3.76

State Equalized Tax Rate

2.91

DUNELLEN BOROUGH - MIDDLESEX CO.**Form of Government:****Borough Council****Number of Members on Governing Body - 6****PER CAPITA:**

Gross Debt 82.69
 Net Debt 50.52
 Debt Service 2.59
 Total Tax Levy 255.29
 Municipal Expenditures 219.22

PER CENT:

Gross Debt .49
 Net Debt .30
 Tax Levy Collected 97.35
 Tax Levy Cancelled, Abated or Adjusted

EXPENDITURES		REVENUES-REALIZED		1981 PROPERTY TAX	
GENERAL GOVERNMENT				STATE EQUALIZED TAX RATE →	
Governing Body & Public Boards		1981 Property Taxes Collected	3,541,269.00	Local District School Taxes 1.86	2,348,557.95
Municipal Clerk		1981 Payments in Lieu of Taxes		Regional & Consolidated School Tax	
Financial Administration	8,900.00	Delinquent Tax & Lien Collections	161,285.12	School Taxes in Municipal Budget	
Assessment of Taxes	6,485.00	Business Personalty Replacement Taxes	213,461.56	County Taxes .58	730,311.88
Collection of Taxes	27,366.00	Taxes from Public Utilities	276,305.00	County Library Taxes	
Planning, Housing & Development	500.00	Other Miscellaneous Tax Revenues		Local Municipal Purpose Taxes .44	549,469.29
Human Resources		State Aid Revenues	67,187.22	Veteran & Senior Citizen Taxes	75,750.00
Elections	2,000.00	Federal Aid Revenues		Total Taxes for Rate Computation 2.90	3,703,889.12
General Administration (other)	124,625.00	State and Local Fiscal Assistance Act Utilized	54,385.00	Special District Taxes	
JUDICIARY		Sale of Acquired Property		Bank Corp. Taxes	1,958.32
Municipal Courts	28,829.00	Other Miscellaneous Revenues	119,934.28	Added and Omitted Taxes	7,591.44
PUBLIC SAFETY		Total	4,433,851.18	Total Taxes Levied - ABSTRACT	3,637,688.88
Fire Protection	49,131.00	Prior Years Surplus Appropriated	55,000.00	Total Taxes Billed	3,637,766.50
Police Protection	478,842.15	REVENUES TOTAL	4,488,851.18	1981 TAXES COLLECTED	3,541,289.00
Civil Defense & Disaster Control	100.00	Reserve For Uncollected Taxes	156,000.00	1981 Taxes Cancelled, Abated or Adjusted	
Environmental Inspection & Control	2,616.00			Transfer to Tax Title Liens or Foreclosed	2,338.72
Other Public Safety				Balance Outstanding Dec. 31, 1981	94,138.78
PUBLIC WORKS		CAPITAL OUTLAY TOTAL	33,571.86	PRIOR YEARS TAXES OUTSTANDING	
Streets and Drainage	156,849.00	Public Enterprises		Balance January 1, 1981	140,245.51
Sewers and Sewage Processing	84,019.33	Recreation—Culture		Collected in 1981	140,002.07
Garbage and Trash Disposal	9,800.00	Public Works	28,921.86	Cancelled, Abated or Adjusted 1981	
Public Buildings and Grounds	50,107.00	Buildings and Grounds	150.00	Transfers to Tax Title Liens or Foreclosed	
Other Public Works	2,316.00	Library and Education	4,500.00	Balance December 31, 1981	243.44
HEALTH and WELFARE		Conservation		TAX TITLE LIENS OUTSTANDING	
Health Services Except Environmental	10,305.00	All Other		Balance January 1, 1981	42,431.27
Welfare-Public Assistance	6,698.00			Transfer From Taxes	2,338.72
Hospitals, Clinics, First Aid	250.00			Redeemed in 1981	21,283.05
Animal, Insect, & Rodent Control				Cancelled, Abated or Adjusted (1981)	
Other Welfare Services				Transfers to Foreclosed Property	
RECREATION and CONSERVATION				Balance December 31, 1981	23,486.94
Beaches and Boardwalks	3,600.00			PROPERTY ACQUIRED BY DEED OR	
Parks, Playgrounds, Shade Trees	50.00			FORECLOSURE	
Land Reclamation & Conservation	34,350.00			Balance January 1, 1981	
Other Recreational Services				Transfers From Taxes or Liens	
EDUCATION (excluding schools)				Sale for Cash (1981)	
Libraries	36,400.00			Cancelled, Abated or Adjusted (1981)	
Other Educational Services				Balance December 31, 1981	
STATUTORY EXPENDITURES				CURRENT FINANCES DECEMBER 31, 1981	
Pensions & F. I. C. A.	96,496.96			ASSETS	
Employee Fringe Benefits	29,500.00			Cash Dec. 31, 1981	247,762.22
Other Statutory Expenditures	3,025.00			Taxes Receivable	54,382.22
CETA And Other Public Employment Programs				Tax Title Liens	23,486.94
MUNICIPAL FUNCTIONS TOTAL	1,255,160.44			Foreclosed Property	
CAPITAL IMPROVEMENTS *MEMO*	10,000.00			Emergencies & Other Deferred Charges	43,245.81
DEBT SERVICE				State and Federal Aid Receivable	
Principal Payments	16,966.67			Other Receivables	2,476.50
Interest Payments				Total	411,353.69
DEFERRED CHARGES	7,957.63			LIABILITIES, RESERVES, AND SURPLUS	
SCHOOL, COUNTY, SPECIAL DISTRICT TAXES	3,078,669.83			Cash Liabilities	123,301.69
RESERVE FOR UNCOLLECTED TAXES	156,000.00			Reserves for Receivables	120,345.66
EXPENDITURES TOTAL	4,514,754.57			Surplus Dec. 31, 1981	167,706.34
				Total	411,353.69

Population 1980 1,009
 Population 1981 1,024
 S & P Rating
 Moody Rating

General Tax Rate Per \$100. 2.22
 State Equalized Tax Rate 1.98

EAGLEWOOD TOWNSHIP - OCEAN CO.

Form of Government:

Township Committee

Number of Members on Governing Body - 3

PER CAPITA:

Gross Debt 1,134.12
 Net Debt 279.98
 Debt Service 19.53
 Total Tax Levy 656.35
 Municipal Expenditures 376.18

PER CENT

Gross Debt 4.18
 Net Debt 1.03
 Tax Levy Collected 76.17
 Tax Levy Cancelled, Abated or Adjusted

EXPENDITURES		REVENUES-REALIZED		1981 PROPERTY TAX	
GENERAL GOVERNMENT				STATE EQUALIZED TAX RATE \rightarrow .73	
Governing Body & Public Boards		1981 Property Taxes Collected	515,278.74	Local District School Taxes	240,577.00
Municipal Clerk		1981 Payments in Lieu of Taxes	12,229.00	Regional & Consolidated School Tax	231,330.53
Financial Administration	4,800.00	Delinquent Tax & Lien Collections	124,013.17	School Taxes in Municipal Budget	
Assessment of Taxes	2,700.00	Business Personalty Replacement Taxes	4,648.76	County Taxes	* 128,194.67
Collection of Taxes	5,550.00	Taxes from Public Utilities	108,387.00	County Library Taxes	7,143.14
Planning, Housing & Development	4,700.00	Other Miscellaneous Tax Revenues	21,000.00	Local Municipal Purpose Taxes	54,000.00
Human Resources		State Aid Revenues	7,780.61	Veteran & Senior Citizen Taxes	20,900.00
Elections		Federal Aid Revenues		Total Taxes for Rate Computation	688,145.34
General Administration (other)	38,750.00	State and Local Fiscal Assistance Act Utilized	29,436.00	Special District Taxes	
JUDICIARY		Sale of Acquired Property	1,820.00	Bank Corp. Taxes	900.26
Municipal Courts	8,650.00	Other Miscellaneous Revenues	57,936.99	Added and Omitted Taxes	3,957.09
PUBLIC SAFETY		Total	882,530.27	Total Taxes Levied - ABSTRACT	672,102.69
Fire Protection	6,000.00	Prior Years Surplus Appropriated	27,126.00	Total Taxes Billed	671,202.43
Police Protection	3,450.00	REVENUES TOTAL	909,658.27	1981 TAXES COLLECTED	515,278.74
Civil Defense & Disaster Control		Reserve For Uncollected Taxes	169,274.49	1981 Taxes Cancelled, Abated or Adjusted	
Environmental Inspection & Control	1,100.00	CAPITAL OUTLAY TOTAL	63,852.77	Transfer to Tax Title Liens or Foreclosed	57,562.28
Other Public Safety				Balance Outstanding Dec. 31, 1981	58,341.41
PUBLIC WORKS				PRIOR YEARS TAXES OUTSTANDING	
Streets and Drainage	50,636.00	Public Enterprises		Balance January 1, 1981	117,340.65
Sewers and Sewage Processing		Recreation—Culture		Collected in 1981	97,306.69
Gorbage and Trash Disposal	32,150.00	Public Works	32,263.61	Cancelled, Abated or Adjusted 1981	1,505.30
Public Buildings and Grounds	6,050.00	Buildings and Grounds	31,629.16	Transfers to Tax Title Liens or Foreclosed	16,194.30
Other Public Works		Library and Education		Balance December 31, 1981	1,734.36
HEALTH and WELFARE		Conservation		TAX TITLE LIENS OUTSTANDING	
Health Services Except Environmental	300.00	All Other		Balance January 1, 1981	222,556.03
Welfare-Public Assistance	1,000.00			Transfer From Taxes	11,025.86
Hospitals, Clinics, First Aid	500.00			Redeemed in 1981	26,706.48
Animal, Insect, & Rodent Control	3,100.00			Cancelled, Abated or Adjusted (1981)	
Other Welfare Services				Transfers to Foreclosed Property	
RECREATION and CONSERVATION				Balance December 31, 1981	273,275.41
Beaches and Boardwalks				PROPERTY ACQUIRED BY DEED OR FORECLOSURE	
Parks, Playgrounds, Shade Trees				Balance January 1, 1981	319,014.00
Land Reclamation & Conservation				Transfers From Taxes or Liens	
Other Recreational Services	3,100.00			Sale for Cash (1981)	
EDUCATION (excluding schools)				Cancelled, Abated or Adjusted (1981)	7,320.00
Libraries	125.00			Balance December 31, 1981	311,694.00
Other Educational Services				CURRENT FINANCES DECEMBER 31, 1981	
STATUTORY EXPENDITURES				ASSETS	
Pensions & F. I. C. A.	4,750.00			Cash Dec. 31, 1981	270,533.43
Employee Fringe Benefits				Taxes Receivable	100,015.77
Other Statutory Expenditures	500.00			Tax Title Liens	213,215.41
CETA And Other Public Employment Programs	840.00			Foreclosed Property	311,694.00
MUNICIPAL FUNCTIONS TOTAL	182,751.00			Emergencies & Other Deferred Charges	13,140.00
CAPITAL IMPROVEMENTS *MCMU*	11,000.00			State and Federal Aid Receivable	33,442.36
DEBT SERVICE				Other Receivables	42.75
Principal Payments	20,000.00			Total	1,002,803.72
Interest Payments				LIABILITIES, RESERVES, AND SURPLUS	
DEFERRED CHARGES	15,180.00			Cash Liabilities	207,332.64
SCHOOL, COUNTY, SPECIAL DISTRICT TAXES	613,245.34			Reserves for Receivables	685,087.93
RESERVE FOR UNCOLLECTED TAXES	169,274.49			Surplus Dec. 31, 1981	110,503.15
EXPENDITURES TOTAL	998,450.83			Total	1,002,803.72

*Includes County Health Service Taxes or County Vocational School Taxes. See Table 13.

1008

Population 1980 3,468
 Population 1981 3,453
 S & P Rating
 Moody Rating

General Tax Rate Per \$100.

2.44

State Equalized Tax Rate

1.89

EAST AMWELL TWP. - HUNTERDON CO.**Form of Government:****Township Committee****Number of Members on Governing Body - 3****PER CAPITA:**

Gross Debt 65.23

Net Debt

Debt Service

Total Tax Levy 603.99

Municipal Expenditures 254.53

PER CENT:

Gross Debt .24

Net Debt

Tax Levy Collected 90.82

Tax Levy Cancelled, Abated
or Adjusted .49

EXPENDITURES		REVENUES-REALIZED		1981 PROPERTY TAX	
GENERAL GOVERNMENT		STATE EQUALIZED TAX RATE		Local District School Taxes	
Governing Body & Public Boards		1981 Property Taxes Collected	1,917,034.70	.86	951,270.50
Municipal Clerk		1981 Payments in Lieu of Taxes		Regional & Consolidated School Tax	.55
Financial Administration	13,700.00	Delinquent Tax & Lien Collections	156,657.43	School Taxes in Municipal Budget	
Assessment of Taxes	29,000.00	Business Personalty Replacement Taxes	59,055.00	County Taxes	.42
Collection of Taxes	22,420.00	Taxes from Public Utilities	170,656.00	County Library Taxes	.03
Planning, Housing & Development	24,425.00	Other Miscellaneous Tax Revenues		Local Municipal Purpose Taxes	.03
Human Resources		State Aid Revenues	18,707.43	Veteran & Senior Citizen Taxes	
Elections		Federal Aid Revenues		Total Taxes for Rate Computation	1.89
General Administration (other)	82,450.00	State and Local Fiscal Assistance Act Utilized	23,577.74	Special District Taxes	
JUDICIARY		Sale of Acquired Property		Bank Corp. Taxes	501.24
Municipal Courts	8,650.00	Other Miscellaneous Revenues		Added and Omitted Taxes	26,262.61
PUBLIC SAFETY		Total	2,551,414.86	Total Taxes Levied - ABSTRACT	2,109,730.61
Fire Protection	32,000.00	Prior Years Surplus Appropriated	370,000.00	Total Taxes Billed	2,110,777.44
Police Protection	23,050.00	REVENUES TOTAL	2,921,414.86	1981 TAXES COLLECTED	1,917,034.70
Civil Defense & Disaster Control	500.00	Reserve For Uncollected Taxes	196,517.11	1981 Taxes Cancelled, Abated or Adjusted	10,254.09
Environmental Inspection & Control	16,300.00			Transfer to Tax Title Liens or Foreclosed	2,569.32
Other Public Safety				Balance Outstanding Dec. 31, 1981	180,879.33
PUBLIC WORKS		CAPITAL OUTLAY TOTAL	30,250.80	PRIOR YEARS TAXES OUTSTANDING	
Streets and Drainage	335,977.74	Public Enterprises		Balance January 1, 1981	158,592.39
Sewers and Sewage Processing		Recreation—Culture		Collected in 1981	153,039.41
Garbage and Trash Disposal	10,000.00	Public Works	21,672.40	Cancelled, Abated or Adjusted 1981	3,571.02
Public Buildings and Grounds	32,000.00	Buildings and Grounds	8,618.40	Transfers to Tax Title Liens or Foreclosed	943.48
Other Public Works		Library and Education		Balance December 31, 1981	1,038.46
HEALTH AND WELFARE		Conservation		TAX TITLE LIENS OUTSTANDING	
Health Services Except Environmental	8,500.00	All Other		Balance January 1, 1981	11,071.73
Welfare-Public Assistance	4,740.00			Transfer From Taxes	1,535.37
Hospitals, Clinics, First Aid		CAPITAL DEBT AUTHORIZED, DECEMBER 31, 1981		Redeemed in 1981	3,618.02
Animal, Insect, & Rodent Control	7,000.00	ISSUED AND UNISSUED GROSS DEBT NET DEBT		Cancelled, Abated or Adjusted (1981)	
Other Welfare Services		School 227,860		Transfers to Foreclosed Property	8,076.71
RECREATION AND CONSERVATION		Self-Liquidating		Balance December 31, 1981	912.37
Beaches and Boardwalks		Other		PROPERTY ACQUIRED BY DEED OR	
Parks, Playgrounds, Shade Trees	3,000.00	Total 227,860		FORECLOSURE	
Land Reclamation & Conservation	500.00	ISSUED AND OUTSTANDING		Balance January 1, 1981	75,337.09
Other Recreational Services	3,675.00	School	227,860.44	Transfers From Taxes or Liens	10,162.91
EDUCATION (excluding schools)		Self-Liquidating		Sale for Cash (1981)	
Libraries		Other		Cancelled, Abated or Adjusted (1981)	
Other Educational Services		Total	227,860.44	Balance December 31, 1981	85,500.00
STATUTORY EXPENDITURES		EQUALIZED VALUATION BASIS		CURRENT FINANCES DECEMBER 31, 1981	
Pensions & F. I. C. A.	18,500.00	FOR NET DEBT COMPUTATION		ASSETS	
Employee Fringe Benefits	11,000.00	REAL PROPERTY VALUATIONS		Cash Dec. 31, 1981	774,559.37
Other Statutory Expenditures	2,500.00	Code Class # of Parcels % VAL'N	ASSESSED VALUATION	Taxes Receivable	181,917.81
CETA And Other Public Employment Programs		1 Vacant Land 283 4.46	3,767,300.00	Tax Title Liens	912.37
MUNICIPAL FUNCTIONS		2 Residential 827 64.75	54,685,800.00	Foreclosed Property	85,500.00
CAPITAL IMPROVEMENTS		3 Farm 669 23.82	20,116,161.00	Emergencies & Other Deferred Charges	
DEBT SERVICE		4a Commercial 47 6.28	5,302,452.00	State and Federal Aid Receivable	
Principal Payments		4b Industrial		Other Receivables	1,389.30
Interest Payments		4c Apartments 4 .70	588,200.00	Total	1,044,278.85
DEFERRED CHARGES		Total 1830	84,459,553.00	LIABILITIES, RESERVES, AND SURPLUS	
SCHOOL, COUNTY, SPECIAL DISTRICT TAXES	2,664.00	Land Area 28.10 Sq. Miles		Cash Liabilities	158,815.72
RESERVE FOR UNCOLLECTED TAXES	2,048,580.13	Net Valuation Taxable-Municipal	85,375,866	Reserves for Receivables	269,719.48
EXPENDITURES		Net Valuation Taxable-County	103,582,339	Surplus Dec. 31, 1981	615,743.65
TOTAL	2,937,648.98	State Equalized Valuation	110,176,133	Total	1,044,278.85
		State Equalization Ratio	77.32		

Population 1980 37,711
 Population 1981 38,030
 S & P Rating
 Moody Rating AA

General Tax Rate Per \$100. 4.66
 State Equalized Tax Rate 2.73

EAST BRUNSWICK TWP. - MIDDLESEX CO.

Form of Government:

Mayor-Council Plan E (OMCL 50)

Number of Members on Governing Body - 5

PER CAPITA:

Gross Debt 731.42
 Net Debt 420.78
 Debt Service 35.71
 Total Tax Levy 770.27
 Municipal Expenditures 317.26

PER CENT:

Gross Debt 3.01
 Net Debt 1.73
 Tax Levy Collected 97.60
 Tax Levy Cancelled, Abated or Adjusted

EXPENDITURES		REVENUES-REALIZED		1981 PROPERTY TAX	
GENERAL GOVERNMENT				STATE EQUALIZED TAX RATE →	
Governing Body & Public Boards	179,155.00	1981 Property Taxes Collected	28,473,570.15	Local District School Taxes 1.58	16,561,681.50
Municipal Clerk		1981 Payments in Lieu of Taxes		Regional & Consolidated School Tax	
Financial Administration	104,256.00	Delinquent Tax & Lien Collections	770,285.91	School Taxes in Municipal Budget	
Assessment of Taxes	82,633.57	Business Personality Replacement Taxes	587,008.88	County Taxes .57	5,928,570.80
Collection of Taxes	114,939.00	Taxes from Public Utilities	2,055,199.00	County Library Taxes	
Planning, Housing & Development	254,835.00	Other Miscellaneous Tax Revenues		Local Municipal Purpose Taxes .59	6,137,749.97
Human Resources	15,000.00	State Aid Revenues	365,799.38	Veteran & Senior Citizen Taxes	235,400.00
Elections		Federal Aid Revenues	17,000.00	Total Taxes for Rate Computation 2.74	28,863,402.27
General Administration (other)	1,538,739.72	State and Local Fiscal Assistance Act Utilized	479,613.00	Special District Taxes	434,298.00
JUDICIARY		Sale of Acquired Property		Bank Corp. Taxes	35,110.25
Municipal Courts	130,483.00	Other Miscellaneous Revenues	1,518,731.17	Added and Omitted Taxes	196,053.65
PUBLIC SAFETY		Total	34,267,207.49	Total Taxes Levied - ABSTRACT	29,293,464.17
Fire Protection	99,172.00	Prior Years Surplus Appropriated	579,403.95	Total Taxes Billed	29,172,839.16
Police Protection	2,276,424.00	REVENUES TOTAL	34,846,611.44	1981 TAXES COLLECTED	28,473,570.15
Civil Defense & Disaster Control	11,005.00	Reserve For Uncollected Taxes	743,011.00	1981 Taxes Cancelled, Abated or Adjusted	
Environmental Inspection & Control	252,868.00	CAPITAL OUTLAY TOTAL	2,040,297.72	Transfer to Tax Title Liens or Foreclosed	31,352.06
Other Public Safety				Balance Outstanding Dec. 31, 1981	667,916.95
PUBLIC WORKS				PRIOR YEARS TAXES OUTSTANDING	
Streets and Drainage	849,944.00	Public Enterprises	158,939.74	Balance January 1, 1981	1,062,442.12
Sewers and Sewage Processing		Recreation—Culture	59,215.20	Collected in 1981	720,518.20
Garbage and Trash Disposal	808,269.43	Public Works	958,985.75	Cancelled, Abated or Adjusted 1981	43,194.76
Public Buildings and Grounds	821,868.00	Buildings and Grounds	855,272.34	Transfers to Tax Title Liens or Foreclosed	
Other Public Works	42,945.00	Library and Education	7,884.69	Balance December 31, 1981	298,729.16
HEALTH and WELFARE		Conservation		TAX TITLE LIENS OUTSTANDING	
Health Services Except Environmental	106,994.00	All Other		Balance January 1, 1981	142,306.21
Welfare-Public Assistance	53,766.00	CAPITAL DEBT AUTHORIZED, DECEMBER 31, 1981		Transfer From Taxes	31,352.06
Hospitals, Clinics, First Aid		ISSUED AND UNISSUED GROSS DEBT		Redeemed in 1981	49,767.71
Animal, Insect, & Rodent Control		School 5,373,000		Cancelled, Abated or Adjusted (1981)	51.15
Other Welfare Services		Self-Liquidating 8,252,500	2,141,431	Transfers to Foreclosed Property	
RECREATION and CONSERVATION		Other 14,190,420	13,860,855	Balance December 31, 1981	123,839.41
Beaches and Boardwalks		Total 27,815,920	16,002,286	PROPERTY ACQUIRED BY DEED OR FORECLOSURE	
Parks, Playgrounds, Shade Trees	340,432.00	ISSUED AND OUTSTANDING		Balance January 1, 1981	980,830.22
Land Reclamation & Conservation	4,555.00	School 5,373,000.00		Transfers From Taxes or Liens	
Other Recreational Services	233,119.00	Self-Liquidating 7,980,500.00		Sale for Cash (1981)	
EDUCATION (excluding schools)		Other 10,922,200.00		Cancelled, Abated or Adjusted (1981)	
Libraries	799,065.00	Total 24,275,700.00		Balance December 31, 1981	980,830.22
Other Educational Services	20,884.00	EQUALIZED VALUATION BASIS		CURRENT FINANCES DECEMBER 31, 1981	
STATUTORY EXPENDITURES		FOR NET DEBT COMPUTATION	923,697,101	ASSETS	
Pensions & F. I. C. A.	636,904.00	REAL PROPERTY VALUATIONS		Cash Dec. 31, 1981	1,889,104.86
Employee Fringe Benefits		Code Class # of Parcels % VAL'N		Taxes Receivable	966,646.11
Other Statutory Expenditures	30,000.00	1 Vacant Land 1027 2.87	17,436,400.00	Tax Title Liens	123,839.41
CETA And Other Public Employment Programs		2 Residential 9890 70.89	430,337,000.00	Foreclosed Property	980,830.22
MUNICIPAL FUNCTIONS TOTAL	9,808,255.72	3 Farm 193 .58	3,537,800.00	Emergencies & Other Deferred Charges	400,000.00
CAPITAL IMPROVEMENTS *MEMU*	50,000.00	4a Commercial 376 15.85	96,200,000.00	State and Federal Aid Receivable	33,736.24
DEBT SERVICE		4b Industrial 82 6.95	42,207,800.00	Other Receivables	50,000.49
Principal Payments	735,000.00	4c Apartments 11 2.85	17,297,600.00	Total	4,444,157.33
Interest Payments	623,043.65	Total 11579	607,016,600.00	LIABILITIES, RESERVES, AND SURPLUS	
DEFERRED CHARGES	156,008.00	22.20 Sq. Miles		Cash Liabilities	1,612,180.95
SCHOOL, COUNTY, SPECIAL DISTRICT TAXES	22,924,550.30	Net Valuation Taxable-Municipal	614,431,204	Reserves for Receivables	2,109,277.07
RESERVE FOR UNCOLLECTED TAXES	743,011.00	Net Valuation Taxable-County	1,117,849,242	Surplus Dec. 31, 1981	722,699.31
EXPENDITURES TOTAL	34,989,868.67	State Equalized Valuation	1,042,220,432	Total	4,444,157.33
		State Equalization Ratio	58.66		

0803

Population 1980 4,144
 Population 1981 4,203
 S & P Rating 3.66
 Moody Rating 1.89

General Tax Rate Per \$100.

State Equalized Tax Rate

3.66
 1.89

EAST GREENWICH TWP. - GLOUCESTER CO.**Form of Government:****Township Committee****Number of Members on Governing Body - 3****PER CAPITA:**

Gross Debt 90.35
 Net Debt 3.93
 Debt Service
 Total Tax Levy 382.80
 Municipal Expenditures 326.34

PER CENT:

Gross Debt .52
 Net Debt .02
 Tax Levy Collected 95.08
 Tax Levy Cancelled, Abated
 or Adjusted

EXPENDITURES		REVENUES-REALIZED		1981 PROPERTY TAX	
GENERAL GOVERNMENT		STATE EQUALIZED TAX RATE		Local District School Taxes .72 606,122.50	
Governing Body & Public Boards		1981 Property Taxes Collected 1,530,751.21		Regional & Consolidated School Tax .60 505,850.34	
Municipal Clerk		1981 Payments in Lieu of Taxes 102,162.42		School Taxes in Municipal Budget .56 469,024.92	
Financial Administration	15,200.00	Delinquent Tax & Lien Collections 33,032.36		County Library Taxes .02 13,486.24	
Assessment of Taxes	54,100.00	Taxes from Public Utilities 831,511.00		Local Municipal Purpose Taxes	
Collection of Taxes	13,660.00	Other Miscellaneous Tax Revenues		Veteran & Senior Citizen Taxes 32,900.00	
Planning, Housing & Development	10,760.00	State Aid Revenues 23,662.37		Total Taxes for Rate Computation 1.90 1,627,384.00	
Human Resources		Federal Aid Revenues 7,557.50		Special District Taxes	
Elections		State and Local Fiscal Assistance Act Utilized 57,509.28		Bank Corp. Taxes 2,053.32	
General Administration (other)	125,875.00	Sale of Acquired Property 218,959.74		Added and Omitted Taxes 12,609.04	
JUDICIARY	40,200.00	Other Miscellaneous Revenues 444,428.39		Total Taxes Levied - ABSTRACT 1,609,146.36	
Municipal Courts		Total 2,805,225.88		Total Taxes Billed 1,609,925.27	
PUBLIC SAFETY	35,990.00	Prior Years Surplus Appropriated 444,428.39		1981 TAXES COLLECTED 1,530,791.21	
Fire Protection	35,990.00	REVENUES TOTAL 3,249,654.27		1981 Taxes Cancelled, Abated or Adjusted	
Police Protection	350,000.00	Reserve For Uncollected Taxes 153,500.00		Transfer to Tax Title Liens or Foreclosed	
Civil Defense & Disaster Control	950.00	CAPITAL OUTLAY TOTAL 45,705.35		Balance Outstanding Dec. 31, 1981 8,618.12	
Environmental Inspection & Control	18,500.00	Public Enterprises 9,000.00		Balance Outstanding Dec. 31, 1981 70,515.94	
Other Public Safety		Recreation—Culture 36,705.35		PRIOR YEARS TAXES OUTSTANDING	
PUBLIC WORKS	266,125.00	Public Works 36,705.35		Balance January 1, 1981 114,133.22	
Streets and Drainage	266,125.00	Buildings and Grounds		Collected in 1981 99,584.71	
Sewers and Sewage Processing	20,000.00	Library and Education		Cancelled, Abated or Adjusted 1981 .03	
Garbage and Trash Disposal	46,100.00	Conservation		Transfers to Tax Title Liens or Foreclosed 8,530.75	
Public Buildings and Grounds	46,700.00	All Other		Balance December 31, 1981 6,017.73	
Other Public Works		CAPITAL DEBT AUTHORIZED, DECEMBER 31, 1981		TAX TITLE LIENS OUTSTANDING	
HEALTH and WELFARE	22,200.00	ISSUED AND UNISSUED GROSS DEBT NET DEBT		Balance January 1, 1981 1,913.68	
Health Services Except Environmental	22,200.00	School 362,700		Transfer From Taxes 17,215.23	
Welfare-Public Assistance	5,760.00	Self-liquidating 525		Redeemed in 1981 2,577.71	
Hospitals, Clinics, First Aid		Other 16,500		Cancelled, Abated or Adjusted (1981)	
Animal, Insect, & Rodent Control	3,000.00	Total 379,726		Transfers to Foreclosed Property	
Other Welfare Services		ISSUED AND OUTSTANDING		Balance December 31, 1981 16,551.20	
RECREATION and CONSERVATION	15,700.00	School 340,700.55		PROPERTY ACQUIRED BY DEED OR	
Beaches and Boardwalks	15,700.00	Self-Liquidating		FORECLOSURE	
Parks, Playgrounds, Shade Trees		Other		Balance January 1, 1981	
Land Reclamation & Conservation	10,000.00	Total 340,700.55		Transfers From Taxes or Liens	
Other Recreational Services		EQUALIZED VALUATION BASIS		Sale for Cash (1981)	
EDUCATION (excluding schools)	4,800.00	FOR NET DEBT COMPUTATION 73,433,784		Cancelled, Abated or Adjusted (1981)	
Libraries	4,800.00	REAL PROPERTY VALUATIONS		Balance December 31, 1981	
Other Educational Services		Code Class # of Parcels % VAL'N ASSESSED VALUATION		CURRENT FINANCES DECEMBER 31, 1981	
STATUTORY EXPENDITURES	50,000.00	1 Vacant Land 169 2.41 1,033,300.00		ASSETS	
Pensions & F. I. C. A.	24,000.00	2 Residential 1083 70.45 30,252,000.00		Cash Dec. 31, 1981 1,126,313.73	
Employee Fringe Benefits	2,500.00	3 Farm 379 14.61 6,272,800.00		Taxes Receivable 76,533.67	
Other Statutory Expenditures	18,000.00	4a Commercial 52 8.69 3,732,100.00		Tax Title Liens 16,551.20	
CETA And Other Public Employment Programs	1,206,120.00	4b Industrial 8 3.14 1,346,400.00		Foreclosed Property	
MUNICIPAL FUNCTIONS	20,000.00	4c Apartments 6 .71 306,500.00		Emergencies & Other Deferred Charges	
CAPITAL IMPROVEMENTS	20,000.00	Total 1697 42,943,100.00		State and Federal Aid Receivable	
DEBT SERVICE		Land Area 14.89 Sq. Miles		Other Receivables	
Principal Payments	10,003.29	Net Valuation Taxable-Municipal 43,635,587		LIABILITIES, RESERVES, AND SURPLUS	
Interest Payments	1,594,484.00	Net Valuation Taxable-County 76,848,346		Cash Liabilities 255,599.08	
DEFERRED CHARGES	153,500.00	State Equalized Valuation 83,727,662		Reserves for Receivables 93,084.67	
SCHOOL, COUNTY, SPECIAL DISTRICT TAXES	2,566,107.29	State Equalization Ratio 51.72		Surplus Dec. 31, 1981 870,714.65	
RESERVE FOR UNCOLLECTED TAXES				Total 1,219,398.60	
EXPENDITURES					

Population 1980 9,319
 Population 1981 9,379
 S & P Rating
 Moody Rating A

General Tax Rate Per \$100. 3.60
 State Equalized Tax Rate 1.71

EAST HANOVER TOWNSHIP – MORRIS CO.
Form of Government:
Township Committee
Number of Members on Governing Body – 5

PER CAPITA:
 Gross Debt 2,922.47
 Net Debt 2,639.83
 Debt Service 14.29
 Total Tax Levy 805.18
 Municipal Expenditures 352.54

PER CENT.
 Gross Debt 6.84
 Net Debt 6.18
 Tax Levy Collected 97.36
 Tax Levy Cancelled, Abated or Adjusted 1.12

EXPENDITURES		REVENUES-REALIZED		1981 PROPERTY TAX	
GENERAL GOVERNMENT				STATE EQUALIZED TAX RATE → .72	
Governing Body & Public Boards		1981 Property Taxes Collected	7,354,161.37	Local District School Taxes	3,146,492.50
Municipal Clerk		1981 Payments in Lieu of Taxes		Regional & Consolidated School Tax	1,978,632.19
Financial Administration	35,363.64	Delinquent Tax & Lien Collections	98,626.84	School Taxes in Municipal Budget	
Assessment of Taxes	24,334.19	Business Personalty Replacement Taxes	279,511.80	County Taxes	1,801,470.61
Collection of Taxes	43,614.77	Taxes from Public Utilities	1,888,140.00	County Library Taxes	
Planning, Housing & Development	40,561.21	Other Miscellaneous Tax Revenues		Local Municipal Purpose Taxes	528,418.58
Human Resources	49,643.00	State Aid Revenues	55,111.08	Veteran & Senior Citizen Taxes	68,600.00
Elections	2,800.00	Federal Aid Revenues		Total Taxes for Rate Computation	7,525,814.28
General Administration (other)	436,153.56	State and Local Fiscal Assistance Act Utilized	117,288.00	Special District Taxes	
JUDICIARY		Sale of Acquired Property		Bank Corp. Taxes	11,573.70
Municipal Courts	22,999.86	Other Miscellaneous Revenues	908,069.47	Added and Omitted Taxes	83,197.75
PUBLIC SAFETY		Total	10,700,908.56	Total Taxes Levied - ABSTRACT	7,551,785.73
Fire Protection	78,289.00	Prior Years Surplus Appropriated	426,000.00	Total Taxes Billed	7,553,664.62
Police Protection	324,460.23	REVENUES TOTAL	11,126,908.56	1981 TAXES COLLECTED	7,354,161.37
Civil Defense & Disaster Control	5,050.00	Reserve For Uncollected Taxes	270,533.72	1981 Taxes Cancelled, Abated or Adjusted	84,367.40
Environmental Inspection & Control	53,101.88	CAPITAL OUTLAY TOTAL	1,166,824.34	Transfer to Tax Title Liens or Foreclosed	15,224.40
Other Public Safety		Public Enterprises	3,293.00	Balance Outstanding Dec. 31, 1981	99,911.65
PUBLIC WORKS		Recreation—Culture	10,725.65	PRIOR YEARS TAXES OUTSTANDING	
Streets and Drainage	285,268.00	Public Works	963,145.85	Balance January 1, 1981	103,949.74
Sewers and Sewage Processing		Buildings and Grounds	189,655.84	Collected in 1981	98,041.72
Garbage and Trash Disposal	45,500.00	Library and Education		Cancelled, Abated or Adjusted 1981	1,526.70
Public Buildings and Grounds	70,153.38	Conservation		Transfers to Tax Title Liens or Foreclosed	4,381.32
Other Public Works		All Other		Balance December 31, 1981	
HEALTH and WELFARE		CAPITAL DEBT AUTHORIZED, DECEMBER 31, 1981		TAX TITLE LIENS OUTSTANDING	
Health Services Except Environmental	65,976.62	ISSUED AND UNISSUED		Balance January 1, 1981	60,164.75
Welfare-Public Assistance	5,050.00	SCHOOL	2,650,905	Transfer From Taxes	19,666.28
Hospitals, Clinics, First Aid	4,200.00	Self-liquidating	1,304,000	Redeemed in 1981	585.12
Animal, Insect, & Rodent Control	7,146.19	Other	23,454,920	Cancelled, Abated or Adjusted (1981)	
Other Welfare Services		Total	27,409,825	Transfers to Foreclosed Property	
RECREATION and CONSERVATION		ISSUED AND OUTSTANDING		Balance December 31, 1981	79,245.51
Beaches and Boardwalks		SCHOOL	2,650,905.79	PROPERTY ACQUIRED BY DEED OR FORECLOSURE	
Parks, Playgrounds, Shade Trees	1,300.00	Self-Liquidating	1,304,000.00	Balance January 1, 1981	24,100.00
Land Reclamation & Conservation	5,325.11	Other	8,096,000.00	Transfers From Taxes or Liens	
Other Recreational Services	180,811.15	Total	12,050,905.79	Sale for Cash (1981)	
EDUCATION (excluding schools)		EQUALIZED VALUATION BASIS		Cancelled, Abated or Adjusted (1981)	
Libraries	65,000.00	FOR NET DEBT COMPUTATION	400,603,696	Balance December 31, 1981	24,100.00
Other Educational Services		REAL PROPERTY VALUATIONS		CURRENT FINANCES DECEMBER 31, 1981	
STATUTORY EXPENDITURES		Code Class # of Parcels % VAL'N		ASSETS	
Pensions & F. I. C. A.	175,000.00	1 Vacant Land 385 4.56	9,402,100.00	Cash Dec. 31, 1981	1,964,925.99
Employee Fringe Benefits	127,010.21	2 Residential 2470 45.04	92,900,700.00	Taxes Receivable	99,911.65
Other Statutory Expenditures	14,000.00	3 Farm 25 .34	683,500.00	Tax Title Liens	79,245.91
CETA And Other Public Employment Programs		4a Commercial 133 43.56	89,850,400.00	Foreclosed Property	24,100.00
MUNICIPAL FUNCTIONS TOTAL	2,076,120.00	4b Industrial 38 6.51	13,428,200.00	Emergencies & Other Deferred Charges	272,499.48
CAPITAL IMPROVEMENTS *MEMU*	101,200.00	4c Apartments		State and Federal Aid Receivable	8,649.29
DEBT SERVICE		Total	206,264,500.00	Other Receivables	25,028.34
Principal Payments	45,000.00	Land Area 8.21 Sq. Miles		Total	2,474,360.66
Interest Payments	85,028.03	Net Valuation Taxable-Municipal	207,512,574	LIABILITIES, RESERVES, AND SURPLUS	
DEFERRED CHARGES	225,804.28	Net Valuation Taxable-County	539,925,463	Cash Liabilities	690,732.96
SCHOOL, COUNTY, SPECIAL DISTRICT TAXES	6,928,595.30	State Equalized Valuation	430,315,484	Reserves for Receivables	228,294.65
RESERVE FOR UNCOLLECTED TAXES	270,533.72	State Equalization Ratio	47.41	Surplus Dec. 31, 1981	1,555,333.05
EXPENDITURES TOTAL	10,235,081.33			Total	2,474,360.66

0902

Population 1980 1,923
 Population 1981 1,904
 S & P Rating
 Moody Rating

General Tax Rate Per \$100. 5.29
 State Equalized Tax Rate 3.79

EAST NEWARK BOROUGH - HUDSON CO.
Form of Government:
Borough Council
Number of Members on Governing Body - 6

PER CAPITA:
 Gross Debt 56.72
 Net Debt 56.72
 Debt Service 1.50
 Total Tax Levy 470.54
 Municipal Expenditures 414.19

PER CENT:
 Gross Debt .51
 Net Debt .51
 Tax Levy Collected 98.05
 Tax Levy Cancelled, Abated or Adjusted .08

EXPENDITURES		REVENUES-REALIZED		1981 PROPERTY TAX	
GENERAL GOVERNMENT				STATE EQUALIZED TAX RATE	
Governing Body & Public Boards		1981 Property Taxes Collected	880,327.13	Local District School Taxes	1.21
Municipal Clerk		1981 Payments in Lieu of Taxes		Regional & Consolidated School Tax	
Financial Administration	11,500.00	Delinquent Tax & Lien Collections	6,023.75	School Taxes in Municipal Budget	
Assessment of Taxes	5,375.00	Business Personalty Replacement Taxes	223,316.52	County Taxes	1.33 *
Collection of Taxes	5,715.00	Taxes from Public Utilities	81,419.00	County Library Taxes	
Planning, Housing & Development		Other Miscellaneous Tax Revenues		Local Municipal Purpose Taxes	1.25
Human Resources	13,792.00	State Aid Revenues	26,321.31	Veteran & Senior Citizen Taxes	
Elections	900.00	Federal Aid Revenues		Total Taxes for Rate Computation	3.79
General Administration (other)	135,989.00	State and Local Fiscal Assistance Act Utilized	29,215.00	Special District Taxes	
JUDICIARY		Sale of Acquired Property		Bank Corp. Taxes	
Municipal Courts	17,725.00	Other Miscellaneous Revenues	77,323.63	Added and Omitted Taxes	
PUBLIC SAFETY		Total	1,323,546.34	Total Taxes Levied - ABSTRACT	
Fire Protection	25,120.00	Prior Years Surplus Appropriated	60,000.00	Total Taxes Billed	
Police Protection	227,643.00	REVENUES TOTAL	1,383,946.34	1981 TAXES COLLECTED	
Civil Defense & Disaster Control		Reserve For Uncollected Taxes	28,185.25	1981 Taxes Cancelled, Abated or Adjusted	
Environmental Inspection & Control	1,200.00	CAPITAL OUTLAY TOTAL	13,333.00	Transfer to Tax Title Liens or Foreclosed	
Other Public Safety				Balance Outstanding Dec. 31, 1981	
PUBLIC WORKS					
Streets and Drainage	23,145.00	Public Enterprises		PRIOR YEARS TAXES OUTSTANDING	
Sewers and Sewage Processing	106,020.00	Recreation—Culture		Balance January 1, 1981	
Garbage and Trash Disposal	50,515.00	Public Works		Collected in 1981	
Public Buildings and Grounds	16,685.00	Buildings and Grounds	13,333.00	Cancelled, Abated or Adjusted 1981	
Other Public Works	10,227.00	Library and Education		Transfers to Tax Title Liens or Foreclosed	
HEALTH and WELFARE		Conservation		Balance December 31, 1981	
Health Services Except Environmental	7,665.00	All Other		TAX TITLE LIENS OUTSTANDING	
Welfare-Public Assistance	6,556.00			Balance January 1, 1981	
Hospitals, Clinics, First Aid				Transfer From Taxes	
Animal, Insect, & Rodent Control				Redeemed in 1981	
Other Welfare Services				Cancelled, Abated or Adjusted (1981)	
RECREATION and CONSERVATION				Transfers to Foreclosed Property	
Beaches and Boardwalks				Balance December 31, 1981	
Parks, Playgrounds, Shade Trees	10,461.00			PROPERTY ACQUIRED BY DEED OR	
Land Reclamation & Conservation				FORECLOSURE	
Other Recreational Services				Balance January 1, 1981	
EDUCATION (excluding schools)				Transfers From Taxes or Liens	
Libraries				Sale for Cash (1981)	
Other Educational Services				Cancelled, Abated or Adjusted (1981)	
STATUTORY EXPENDITURES				Balance December 31, 1981	
Pensions & F. I. C. A.	55,344.01			CURRENT FINANCES DECEMBER 31, 1981	
Employee Fringe Benefits	16,200.00			ASSETS	
Other Statutory Expenditures	1,000.00			Cash Dec. 31, 1981	
CETA And Other Public Employment Programs				Taxes Receivable	
MUNICIPAL FUNCTIONS				Tax Title Liens	
CAPITAL IMPROVEMENTS *MEMO*				Foreclosed Property	
DEBT SERVICE				Emergencies & Other Deferred Charges	
Principal Payments				State and Federal Aid Receivable	
Interest Payments				Other Receivables	
				Total	
DEFERRED CHARGES				LIABILITIES, RESERVES, AND SURPLUS	
SCHOOL, COUNTY, SPECIAL DISTRICT TAXES				Cash Liabilities	
RESERVE FOR UNCOLLECTED TAXES				Reserves for Receivables	
EXPENDITURES TOTAL				Surplus Dec. 31, 1981	
				Total	

0705

Population 1980 77,690
 Population 1981 76,842
 S & P Rating
 Moody Rating BAA-1

General Tax Rate Per \$100.

8.80
 State Equalized Tax Rate
 7.27

EAST ORANGE CITY - ESSEX COUNTY**Form of Government:****City Charter Act (P.L. 1908 c. 250)****Number of Members on Governing Body - 9****PER CAPITA:**

Gross Debt 424.92
 Net Debt 166.43
 Debt Service 57.50
 Total Tax Levy 457.75
 Municipal Expenditures 595.08

PER CENT:

Gross Debt 7.21
 Net Debt 2.82
 Tax Levy Collected 85.66
 Tax Levy Cancelled, Abated or Adjusted 3.09

EXPENDITURES		REVENUES-REALIZED		1981 PROPERTY TAX	
GENERAL GOVERNMENT				STATE EQUALIZED TAX RATE	
Governing Body & Public Boards	292,502.45	1981 Property Taxes Collected	30,086,220.67	Local District School Taxes	1.81 8,679,758.50
Municipal Clerk	136,178.85	1981 Payments in Lieu of Taxes	745,640.12	Regional & Consolidated School Tax	
Financial Administration	327,718.56	Delinquent Tax & Lien Collections	1,885,773.30	School Taxes in Municipal Budget	.28 1,344,135.28
Assessment of Taxes	255,190.20	Business Personalty Replacement Taxes	1,418,776.76	County Taxes	1.19 5,740,361.05
Collection of Taxes	154,578.83	Taxes from Public Utilities	2,556,315.00	County Library Taxes	
Planning, Housing & Development	520,283.32	Other Miscellaneous Tax Revenues	489,126.40	Local Municipal Purpose Taxes	3.99 19,174,311.30
Human Resources	3,074,957.95	State Aid Revenues	7,604,154.09	Veteran & Senior Citizen Taxes	
Elections	16,950.00	Federal Aid Revenues	1,357,365.17	Total Taxes for Rate Computation	7.27 35,153,566.13
General Administration (other)	3,675,608.21	State and Local Fiscal Assistance Act Utilized	1,262,274.00	Special District Taxes	
JUDICIARY	696,167.94	Sole of Acquired Property	707,130.00	Bank Corp. Taxes	57,622.94
Municipal Courts		Other Miscellaneous Revenues	3,739,908.57	Added and Omitted Taxes	178,581.66
PUBLIC SAFETY		Total	51,852,664.08	Total Taxes Levied - ABSTRACT	35,174,770.73
Fire Protection	4,620,291.99	Prior Years Surplus Appropriated		Total Taxes Billed	35,123,557.66
Police Protection	5,130,967.00	REVENUES TOTAL	51,852,664.08	1981 TAXES COLLECTED	30,086,220.67
Civil Defense & Disaster Control	2,500.00	Reserve For Uncollected Taxes	3,531,359.51	1981 Taxes Cancelled, Abated or Adjusted	1,086,901.72
Environmental Inspection & Control	219,370.60	CAPITAL OUTLAY TOTAL	1,022,056.71	Transfer to Tax Title Liens or Foreclosed	1,535,738.83
Other Public Safety	56,013.00			Balance Outstanding Dec. 31, 1981	2,414,696.43
PUBLIC WORKS				PRIOR YEARS TAXES OUTSTANDING	
Streets and Drainage	1,576,155.34	Public Enterprises		Balance January 1, 1981	1,970,173.75
Sewers and Sewage Processing	1,211,226.69	Recreation—Culture		Collected in 1981	1,335,763.95
Garbage and Trash Disposal	1,115,990.14	Public Works	260,748.21	Cancelled, Abated or Adjusted 1981	69,080.32
Public Buildings and Grounds	1,842,387.05	Buildings and Grounds	11,348.50	Transfers to Tax Title Liens or Foreclosed	475,846.16
Other Public Works		Library and Education	750,000.00	Balance December 31, 1981	69,483.32
HEALTH and WELFARE		Conservation		TAX TITLE LIENS OUTSTANDING	
Health Services Except Environmental	1,833,653.50	All Other		Balance January 1, 1981	3,321,292.22
Welfare-Public Assistance	766,287.00			Transfer From Taxes	1,604,017.87
Hospitals, Clinics, First Aid				Redeemed in 1981	550,009.40
Animal, Insect, & Rodent Control	40,153.61			Cancelled, Abated or Adjusted (1981)	14,606.06
Other Welfare Services	152,386.23			Transfers to Foreclosed Property	1,356,065.88
RECREATION and CONSERVATION				Balance December 31, 1981	3,004,628.75
Beaches and Boardwalks				PROPERTY ACQUIRED BY DEED OR FORECLOSURE	
Parks, Playgrounds, Shade Trees	1,065,318.94			Balance January 1, 1981	6,534,937.48
Land Reclamation & Conservation				Transfers From Taxes or Liens	1,852,376.25
Other Recreational Services	600,769.54			Sole for Cash (1981)	
EDUCATION (excluding schools)				Cancelled, Abated or Adjusted (1981)	3,149,574.60
Libraries	986,787.00			Balance December 31, 1981	5,237,739.13
Other Educational Services	35,000.00			CURRENT FINANCES DECEMBER 31, 1981	
STATUTORY EXPENDITURES				ASSETS	
Pensions & F. I. C. A.	3,389,747.83			Cash Dec. 31, 1981	1,360,265.69
Employee Fringe Benefits	880,000.00			Taxes Receivable	2,484,179.75
Other Statutory Expenditures	60,000.00			Tax Title Liens	3,004,628.75
CETA And Other Public Employment Programs	1,002,491.86			Foreclosed Property	5,237,739.13
MUNICIPAL FUNCTIONS TOTAL	35,737,633.63			Emergencies & Other Deferred Charges	4,500,969.71
CAPITAL IMPROVEMENTS *MEMO*	24,237.00			State and Federal Aid Receivable	312,002.60
DEBT SERVICE				Other Receivables	2,370,030.73
Principal Payments	1,970,880.00			Total	19,269,816.36
Interest Payments	2,447,875.26			LIABILITIES, RESERVES, AND SURPLUS	
TYPE I SCHL DEBT *MEMO	2,799,097.79			Cash Liabilities	6,842,356.56
DEFERRED CHARGES	2,039,325.61			Reserves for Receivables	12,297,909.11
SCHOOL, COUNTY, SPECIAL DISTRICT TAXES	15,764,254.83			Surplus Dec. 31, 1981	129,550.69
RESERVE FOR UNCOLLECTED TAXES	3,531,399.51			Total	19,269,816.36
EXPENDITURES TOTAL	61,491,368.84				

981 3000

* ABOVE DEBT SERVICE INCLUDES TYPE I SCHOOL DEBT

0212

Population 1980 7,849
 Population 1981 7,858
 S & P Rating
 Moody Rating A

General Tax Rate Per \$100. 1.92
 State Equalized Tax Rate 1.69

EAST RUTHERFORD BORO. - BERGEN CO.**Form of Government:****Borough Council****Number of Members on Governing Body - 6****PER CAPITA:**

Gross Debt 767.32
 Net Debt 611.70
 Debt Service 56.97
 Total Tax Levy 521.92
 Municipal Expenditures 531.30

PER CENT:

Gross Debt 2.72
 Net Debt 2.17
 Tax Levy Collected 91.02
 Tax Levy Cancelled, Abated or Adjusted

EXPENDITURES		REVENUES-REALIZED		1981 PROPERTY TAX	
GENERAL GOVERNMENT				STATE EQUALIZED TAX RATE	
Governing Body & Public Boards	29,700.00	1981 Property Taxes Collected	3,734,078.57	Local District School Taxes .65	1,510,205.00
Municipal Clerk		1981 Payments in Lieu of Taxes	888,000.00	Regional & Consolidated School Tax .30	712,558.97
Financial Administration	35,900.00	Delinquent Tax & Lien Collections	78,760.30	School Taxes in Municipal Budget	
Assessment of Taxes	20,693.53	Business Personalty Replacement Taxes	406,557.44	County Taxes .40	938,459.20
Collection of Taxes	29,224.32	Taxes from Public Utilities	1,003,812.00	County Library Taxes	
Planning, Housing & Development	10,650.72	Other Miscellaneous Tax Revenues		Local Municipal Purpose Taxes .35	820,557.73
Human Resources		State Aid Revenues	58,866.27	Veteran & Senior Citizen Taxes	79,250.00
Elections	1,635.00	Federal Aid Revenues		Total Taxes for Rate Computation 1.70	4,081,030.90
General Administration (other)	392,580.35	State and Local Fiscal Assistance Act Utilized	105,455.00	Special District Taxes	
JUDICIARY		Sale of Acquired Property		Bank Corp. Taxes	8,999.74
Municipal Courts	40,278.18	Other Miscellaneous Revenues	882,256.70	Added and Omitted Taxes	50,444.15
PUBLIC SAFETY		Total	7,158,246.28	Total Taxes Levied - ABSTRACT	4,101,224.79
Fire Protection	137,860.00	Prior Years Surplus Appropriated	18,100.00	Total Taxes Billed	4,102,321.64
Police Protection	713,838.41	REVENUES TOTAL	7,176,346.28	1981 TAXES COLLECTED	3,734,078.57
Civil Defense & Disaster Control	4,000.00	Reserve For Uncollected Taxes	269,851.27	1981 Taxes Cancelled, Abated or Adjusted	
Environmental Inspection & Control	9,454.55	CAPITAL OUTLAY TOTAL	188,614.09	Transfer to Tax Title Liens or Foreclosed Balance Outstanding Dec. 31, 1981	308,243.07
Other Public Safety	500.00			PRIOR YEARS TAXES OUTSTANDING	
PUBLIC WORKS				Balance January 1, 1981	572,682.13
Streets and Drainage	436,266.19	Public Enterprises		Collected in 1981	55,413.36
Sewers and Sewage Processing	615,014.60	Recreation—Culture	13,848.22	Cancelled, Abated or Adjusted 1981	
Garbage and Trash Disposal	205,579.24	Public Works	146,429.96	Transfers to Tax Title Liens or Foreclosed Balance December 31, 1981	517,268.77
Public Buildings and Grounds	89,100.00	Buildings and Grounds	28,325.91	TAX TITLE LIENS OUTSTANDING	
Other Public Works	10,155.20	Library and Education		Balance January 1, 1981	1,119,773.80
HEALTH and WELFARE		Conservation		Transfer From Taxes	
Health Services Except Environmental	23,472.00	All Other		Redeemed in 1981	23,346.94
Welfare-Public Assistance	5,061.00	CAPITAL DEBT AUTHORIZED, DECEMBER 31, 1981		Cancelled, Abated or Adjusted (1981)	
Hospitals, Clinics, First Aid		ISSUED AND UNISSUED		Transfers to Foreclosed Property	
Animal, Insect, & Rodent Control		School	1,047,768	Balance December 31, 1981	1,096,426.86
Other Welfare Services		Self-liquidating	4,981,848	PROPERTY ACQUIRED BY DEED OR FORECLOSURE	
RECREATION and CONSERVATION		Other	6,029,616	Balance January 1, 1981	3,000.00
Beaches and Boardwalks		Total		Transfers From Taxes or Liens	
Parks, Playgrounds, Shade Trees				Sale for Cash (1981)	
Land Reclamation & Conservation				Cancelled, Abated or Adjusted (1981)	
Other Recreational Services	49,495.00			Balance December 31, 1981	3,000.00
EDUCATION (excluding schools)				CURRENT FINANCES DECEMBER 31, 1981	
Libraries	74,200.00			ASSETS	
Other Educational Services				Cash Dec. 31, 1981	1,656,598.84
STATUTORY EXPENDITURES				Taxes Receivable	885,511.64
Pensions & F. I. C. A.	212,985.96			Tax Title Liens	1,096,426.86
Employee Fringe Benefits	143,716.64			Foreclosed Property	3,000.00
Other Statutory Expenditures	26,000.00			Emergencies & Other Deferred Charges	18,371.18
CETA And Other Public Employment Programs				State and Federal Aid Receivable	9,942.21
MUNICIPAL FUNCTIONS				Other Receivables	1,232,217.29
TOTAL	3,325,366.95			Total	4,902,068.22
CAPITAL IMPROVEMENTS				LIABILITIES, RESERVES, AND SURPLUS	
MEMU	5,000.00			Cash Liabilities	1,580,882.75
DEBT SERVICE				Reserves for Receivables	3,217,155.99
Principal Payments	250,000.00			Surplus Dec. 31, 1981	104,029.48
Interest Payments	197,656.13			Total	4,902,068.22
DEFERRED CHARGES					
SCHOOL, COUNTY, SPECIAL DISTRICT TAXES	132,065.94				
RESERVE FOR UNCOLLECTED TAXES	3,181,223.17				
EXPENDITURES					
TOTAL	7,356,163.46				

Population 1980 21,041
 Population 1981 21,288
 S & P Rating
 Moody Rating A

General Tax Rate Per \$100. 4.57
 State Equalized Tax Rate 2.95

EAST WINDSOR TOWNSHIP - MERCER CO.

Form of Government:

Council-Manager Plan E (OMCL 50)

Number of Members on Governing Body - 7

PER CAPITA:

Gross Debt 672.35
 Net Debt 320.91
 Debt Service 29.09
 Total Tax Levy 593.16
 Municipal Expenditures 258.00

PER CENT.

Gross Debt 4.93
 Net Debt 1.01
 Tax Levy Collected 96.60
 Tax Levy Cancelled, Abated or Adjusted .50

EXPENDITURES		REVENUES-REALIZED		1981 PROPERTY TAX	
GENERAL GOVERNMENT				STATE EQUALIZED TAX RATE →	
Governing Body & Public Boards	33,708.00	1981 Property Taxes Collected 12,189,951.14		Local District School Taxes	
Municipal Clerk	65,318.00	1981 Payments in Lieu of Taxes		Regional & Consolidated School Tax 1.03	6,608,213.20
Financial Administration	136,459.00	Delinquent Tax & Lien Collections 514,086.23		School Taxes in Municipal Budget	
Assessment of Taxes	67,655.00	Business Personalty Replacement Taxes 283,935.52		County Taxes .73	3,058,896.21
Collection of Taxes		Taxes from Public Utilities 821,353.00		County Library Taxes .04	153,847.36
Planning, Housing & Development	33,333.00	Other Miscellaneous Tax Revenues		Local Municipal Purpose Taxes .55	2,312,000.00
Human Resources		State Aid Revenues 222,527.82		Veteran & Senior Citizen Taxes	44,330.00
Elections	4,400.00	Federal Aid Revenues 58,333.00		Total Taxes for Rate Computation 2.95	12,377,286.17
General Administration (other)	660,486.54	State and Local Fiscal Assistance Act Utilized 241,313.11		Special District Taxes	170,612.00
JUDICIARY		Sole of Acquired Property		Bank Corp. Taxes	7,595.88
Municipal Courts	82,839.00	Other Miscellaneous Revenues 1,422,839.61		Added and Omitted Taxes	115,522.27
PUBLIC SAFETY		Total 15,754,343.43		Total Taxes Levied - ABSTRACT	12,627,086.92
Fire Protection	104,466.11	Prior Years Surplus Appropriated 500,000.00		Total Taxes Billed	12,619,491.04
Police Protection	1,425,228.00	REVENUES TOTAL 16,254,343.43		1981 TAXES COLLECTED	12,189,951.14
Civil Defense & Disaster Control	150.00	Reserve For Uncollected Taxes 861,583.00		1981 Taxes Cancelled, Abated or Adjusted	63,605.74
Environmental Inspection & Control	105,221.00	CAPITAL OUTLAY TOTAL 2,130,004.00		Transfer to Tax Title Liens or Foreclosed	1,480.39
Other Public Safety				Balance Outstanding Dec. 31, 1981	364,453.77
PUBLIC WORKS		Public Enterprises		PRIOR YEARS TAXES OUTSTANDING	
Streets and Drainage	409,012.00	Recreation—Culture 36,303.98		Balance January 1, 1981	801,197.89
Sewers and Sewage Processing		Public Works 558,557.86		Collected in 1981	514,086.23
Gorbage and Trash Disposal	242,879.00	Buildings and Grounds 1,535,142.16		Cancelled, Abated or Adjusted 1981	133,734.63
Public Buildings and Grounds	71,523.00	Library and Education		Transfers to Tax Title Liens or Foreclosed	
Other Public Works		Conservation		Balance December 31, 1981	153,377.03
HEALTH and WELFARE		All Other		TAX TITLE LIENS OUTSTANDING	
Health Services Except Environmental	73,526.50	CAPITAL DEBT AUTHORIZED, DECEMBER 31, 1981		Balance January 1, 1981	27,838.10
Welfare-Public Assistance	11,315.00	ISSUED AND UNISSUED GROSS DEBT NET DEBT		Transfer From Taxes	1,480.39
Hospitals, Clinics, First Aid		School 11,629,172		Redeemed in 1981	
Animal, Insect, & Rodent Control	19,518.00	Self-liquidating 6,941,492		Cancelled, Abated or Adjusted (1981)	16,094.11
Other Welfare Services		Other 6,831,492		Transfers to Foreclosed Property	
RECREATION and CONSERVATION		Total 18,570,665		Balance December 31, 1981	13,224.38
Beaches and Boardwalks	16,870.00	ISSUED AND OUTSTANDING		PROPERTY ACQUIRED BY DEED OR FORECLOSURE	
Parks, Playgrounds, Shade Trees	600.00	School 11,629,172.92		Balance January 1, 1981	71,200.00
Land Reclamation & Conservation	95,314.00	Self-Liquidating 6,752,000.00		Transfers From Taxes or Liens	
Other Recreational Services		Other 18,381,172.92		Sole for Cosh (1981)	
EDUCATION (excluding schools)		Total 18,381,172.92		Cancelled, Abated or Adjusted (1981)	
Libraries	4,200.00	EQUALIZED VALUATION BASIS		Balance December 31, 1981	71,200.00
Other Educational Services		FOR NET DEBT COMPUTATION		CURRENT FINANCES DECEMBER 31, 1981	
STATUTORY EXPENDITURES		REAL PROPERTY VALUATIONS		ASSETS	
Pensions & F. I. C. A.	305,826.00	Code Class # of Parcels % VAL'N ASSESSED VALUATION		Cash Dec. 31, 1981	3,385,571.06
Employee Fringe Benefits	17,500.00	1 Vacant Land 310 2.28 6,096,500.00		Taxes Receivable	517,830.80
Other Statutory Expenditures		2 Residential 4178 56.19 150,362,220.00		Tax Title Liens	13,224.38
CETA And Other Public Employment Programs		3 Farm 264 1.76 4,712,700.00		Foreclosed Property	71,200.00
MUNICIPAL FUNCTIONS TOTAL	3,997,347.15	4a Commercial 136 19.27 51,574,100.00		Emergencies & Other Deferred Charges	59,500.00
CAPITAL IMPROVEMENTS *MEMU*	43,000.00	4b Industrial 12 7.50 20,079,000.00		State and Federal Aid Receivable	9,754.05
DEBT SERVICE		4c Apartments 19 12.59 34,750,500.00		Other Receivables	217,764.11
Principal Payments	210,000.00	Total 4919 267,575,420.00		Total	4,274,844.40
Interest Payments	409,193.89	Land Area 15.60 Sq. Miles		LIABILITIES, RESERVES, AND SURPLUS	
DEFERRED CHARGES	7,000.00	Net Valuation Taxable-Municipal 270,061,499		Cash Liabilities	1,346,765.31
SCHOOL, COUNTY, SPECIAL DISTRICT TAXES	10,151,508.77	Net Valuation Taxable-County 383,954,311		Reserves for Receivables	820,019.29
RESERVE FOR UNCOLLECTED TAXES	881,583.00	State Equalized Valuation 417,589,148		Surplus Dec. 31, 1981	2,108,059.80
EXPENDITURES TOTAL	15,698,692.81	State Equalization Ratio 64.46		Total	4,274,844.40

0311

Population 1980 3,814
 Population 1981 3,803
 S & P Rating
 Moody Rating

General Tax Rate Per \$100

3.53

State Equalized Tax Rate

2.69

EASTAMPTON TWP. BURLINGTON COUNTY**Form of Government:****Council-Manager Plan E (OMCL 50)****Number of Members on Governing Body - 3****PER CAPITA:**

Gross Debt 474.97
 Net Debt 81.41
 Debt Service 1.42
 Total Tax Levy 418.42
 Municipal Expenditures 231.52

PER CENT:

Gross Debt 3.09
 Net Debt .63
 Tax Levy Collected 94.55
 Tax Levy Cancelled, Abated or Adjusted .23

EXPENDITURES		REVENUES-REALIZED		1981 PROPERTY TAX	
GENERAL GOVERNMENT				STATE EQUALIZED TAX RATE	
Governing Body & Public Boards		1981 Property Taxes Collected	1,505,513.59	Local District School Taxes 1.19	662,663.00
Municipal Clerk		1981 Payments in Lieu of Taxes		Regional & Consolidated School Tax .03	351,625.17
Financial Administration	15,500.00	Delinquent Tax & Lien Collections	65,822.83	School Taxes in Municipal Budget	
Assessment of Taxes	3,995.00	Business Personalty Replacement Taxes	17,258.68	County Taxes	298,110.88
Collection of Taxes	14,495.00	Taxes from Public Utilities	220,127.00	County Library Taxes	16,435.50
Planning, Housing & Development	8,750.00	Other Miscellaneous Tax Revenues		Local Municipal Purpose Taxes	161,500.00
Human Resources		State Aid Revenues	31,851.85	Veteran & Senior Citizen Taxes	20,800.00
Elections	2,400.00	Federal Aid Revenues	3,771.40	Total Taxes for Rate Computation 2.08	1,511,134.55
General Administration (other)	140,505.00	State and Local Fiscal Assistance Act Utilized	31,730.00	Special District Taxes	58,904.50
JUDICIARY		Sale of Acquired Property		Bank Corp. Taxes	1,145.32
Municipal Courts	20,350.00	Other Miscellaneous Revenues	248,355.55	Added and Omitted Taxes	876.16
PUBLIC SAFETY		Total	2,124,470.90	Total Taxes Levied - ABSTRACT	1,551,260.53
Fire Protection	3,150.00	Prior Years Surplus Appropriated	164,735.00	Total Taxes Billed	1,592,309.43
Police Protection	249,738.00	REVENUES TOTAL	2,289,205.90	1981 TAXES COLLECTED	1,505,513.59
Civil Defense & Disaster Control	1,500.00	Reserve For Uncollected Taxes	110,142.00	1981 Taxes Cancelled, Abated or Adjusted	3,666.00
Environmental Inspection & Control	11,326.00			Transfer to Tax Title Liens or Foreclosed	8,561.52
Other Public Safety				Balance Outstanding Dec. 31, 1981	74,568.32
PUBLIC WORKS		CAPITAL OUTLAY TOTAL	13,330.35	PRIOR YEARS TAXES OUTSTANDING	
Streets and Drainage	47,545.00	Public Enterprises		Balance January 1, 1981	81,172.98
Sewers and Sewage Processing	90,000.00	Recreation—Culture		Collected in 1981	65,822.83
Garbage and Trash Disposal	30,000.00	Public Works	13,330.35	Cancelled, Abated or Adjusted 1981	309.63
Public Buildings and Grounds	24,794.00	Buildings and Grounds		Transfers to Tax Title Liens or Foreclosed	13,316.24
Other Public Works	12,138.04	Library and Education		Balance December 31, 1981	1,724.28
HEALTH and WELFARE		Conservation		TAX TITLE LIENS OUTSTANDING	
Health Services Except Environmental	455.00	All Other		Balance January 1, 1981	
Welfare-Public Assistance	7,350.00			Transfer From Taxes	24,605.59
Hospitals, Clinics, First Aid				Redeemed in 1981	
Animal, Insect, & Rodent Control	1,420.00			Cancelled, Abated or Adjusted (1981)	
Other Welfare Services	50.00			Transfers to Foreclosed Property	
RECREATION and CONSERVATION				Balance December 31, 1981	24,605.59
Beaches and Boardwalks				PROPERTY ACQUIRED BY DEED OR FORECLOSURE	
Parks, Playgrounds, Shade Trees	12,047.00			Balance January 1, 1981	
Land Reclamation & Conservation	100.00			Transfers From Taxes or Liens	
Other Recreational Services				Sale for Cash (1981)	
EDUCATION (excluding schools)				Cancelled, Abated or Adjusted (1981)	
Libraries				Balance December 31, 1981	
Other Educational Services				CURRENT FINANCES DECEMBER 31, 1981	
STATUTORY EXPENDITURES				ASSETS	
Pensions & F. I. C. A.	27,025.00			Cash Dec. 31, 1981	803,565.79
Employee Fringe Benefits				Taxes Receivable	76,292.60
Other Statutory Expenditures	2,200.42			Tax Title Liens	24,605.59
CETA And Other Public Employment Programs	6,806.00			Foreclosed Property	
MUNICIPAL FUNCTIONS				Emergencies & Other Deferred Charges	596.08
CAPITAL IMPROVEMENTS *MCMU*	100.00			State and Federal Aid Receivable	2,608.00
DEBT SERVICE				Other Receivables	25,937.99
Principal Payments	5,400.00			Total	934,026.45
Interest Payments				LIABILITIES, RESERVES, AND SURPLUS	
DEFERRED CHARGES				Cash Liabilities	
SCHOOL, COUNTY, SPECIAL DISTRICT TAXES	27,303.68			Reserves for Receivables	587,707.04
RESERVE FOR UNCOLLECTED TAXES	1,427,739.45			Surplus Dec. 31, 1981	126,836.58
EXPENDITURES TOTAL	2,308,224.59			Total	219,482.83
					934,026.45

1311

Population 1980 12,703
 Population 1981 13,203
 S & P Rating
 Moody Rating A-1

General Tax Rate Per \$100.

2.91

State Equalized Tax Rate

2.81

EATONTOWN BOROUGH - MONMOUTH CO.**Form of Government:****Borough Council****Number of Members on Governing Body - 6****PER CAPITA:**

Gross Debt 587.39
 Net Debt 505.77
 Debt Service 30.18
 Total Tax Levy 523.21
 Municipal Expenditures 338.45

PER CENT:

Gross Debt 3.19
 Net Debt 2.74
 Tax Levy Collected 95.64
 Tax Levy Cancelled, Abated or Adjusted 1.67

EXPENDITURES		REVENUES-REALIZED		1981 PROPERTY TAX	
GENERAL GOVERNMENT				STATE EQUALIZED TAX RATE	
Governing Body & Public Boards		1981 Property Taxes Collected	6,597,428.59	Local District School Taxes	.96 2,331,412.50
Municipal Clerk		1981 Payments in Lieu of Taxes		Regional & Consolidated School Tax	.53 1,254,085.19
Financial Administration	48,183.60	Delinquent Tax & Lien Collections	247,162.47	School Taxes in Municipal Budget	
Assessment of Taxes	46,640.00	Business Personalty Replacement Taxes	250,471.68	County Taxes	.53 1,293,140.36
Collection of Taxes	23,523.96	Taxes from Public Utilities	593,619.00	County Library Taxes	.02 48,204.13
Planning, Housing & Development	41,129.60	Other Miscellaneous Tax Revenues		Local Municipal Purpose Taxes	.76 1,842,343.40
Human Resources		State Aid Revenues	109,375.77	Veteran & Senior Citizen Taxes	
Elections	2,421.50	Federal Aid Revenues	33,454.40	Total Taxes for Rate Computation	2.80 6,863,635.64
General Administration (other)	475,433.69	State and Local Fiscal Assistance Act Utilized	192,318.42	Special District Taxes	
JUDICIARY		Sale of Acquired Property		Bank Corp. Taxes	11,334.89
Municipal Courts	81,203.83	Other Miscellaneous Revenues		Added and Omitted Taxes	87,409.35
PUBLIC SAFETY		Total	8,553,238.25	Total Taxes Levied - ABSTRACT	6,507,929.88
Fire Protection	58,220.00	Prior Years Surplus Appropriated	525,000.00	Total Taxes Billed	6,898,231.58
Police Protection	988,605.00	REVENUES TOTAL	9,478,238.25	1981 TAXES COLLECTED	6,557,428.59
Civil Defense & Disaster Control	2,275.00	Reserve For Uncollected Taxes	678,247.18	1981 Taxes Cancelled, Abated or Adjusted	115,079.16
Environmental Inspection & Control	70,556.79	CAPITAL OUTLAY TOTAL	1,457,722.13	Transfer to Tax Title Liens or Foreclosed	21,545.41
Other Public Safety				Balance Outstanding Dec. 31, 1981	164,178.02
PUBLIC WORKS				PRIOR YEARS TAXES OUTSTANDING	
Streets and Drainage	466,294.52	Public Enterprises		Balance January 1, 1981	234,929.36
Sewers and Sewage Processing		Recreation—Culture	14,289.11	Collected in 1981	209,444.69
Garbage and Trash Disposal	22,000.00	Public Works	1,279,743.18	Cancelled, Abated or Adjusted 1981	21,735.55
Public Buildings and Grounds	152,180.31	Buildings and Grounds	163,685.84	Transfers to Tax Title Liens or Foreclosed	2,117.47
Other Public Works	75,304.38	Library and Education		Balance December 31, 1981	1,631.25
HEALTH and WELFARE		Conservation		TAX TITLE LIENS OUTSTANDING	
Health Services Except Environmental	51,007.00	All Other		Balance January 1, 1981	107,368.89
Welfare-Public Assistance	10,975.00	CAPITAL DEBT AUTHORIZED, DECEMBER 31, 1981		Transfer From Taxes	23,537.66
Hospitals, Clinics, First Aid		ISSUED AND UNISSUED GROSS DEBT		Redeemed in 1981	37,717.78
Animal, Insect, & Rodent Control		School	752,742	Cancelled, Abated or Adjusted (1981)	
Other Welfare Services		Self-liquidating		Transfers to Foreclosed Property	
RECREATION and CONSERVATION		Other	7,002,529	Balance December 31, 1981	93,588.77
Beaches and Boardwalks		Total	7,755,272	PROPERTY ACQUIRED BY DEED OR FORECLOSURE	
Parks, Playgrounds, Shade Trees	244,161.36	ISSUED AND OUTSTANDING		Balance January 1, 1981	161,210.00
Land Reclamation & Conservation		School	752,742.66	Transfers From Taxes or Liens	
Other Recreational Services	12,000.00	Self-liquidating		Sale for Cash (1981)	
EDUCATION (excluding schools)		Other	2,541,000.00	Cancelled, Abated or Adjusted (1981)	
Libraries	15,481.59	Total	3,293,742.66	Balance December 31, 1981	161,210.00
Other Educational Services		EQUALIZED VALUATION BASIS		CURRENT FINANCES DECEMBER 31, 1981	
STATUTORY EXPENDITURES		FOR NET DEBT COMPUTATION	243,358,726	ASSETS	
Pensions & F. I. C. A.	223,421.42	REAL PROPERTY VALUATIONS		Cash Dec. 31, 1981	2,014,261.41
Employee Fringe Benefits	128,734.21	Code Class # of Parcels % VAL'N		Taxes Receivable	165,809.27
Other Statutory Expenditures	5,500.00	1 Vacant Land 256 5.76	13,184,800.00	Tax Title Liens	93,588.77
CETA And Other Public Employment Programs	85,000.00	2 Residential 1661 27.26	62,397,400.00	Foreclosed Property	161,210.00
MUNICIPAL FUNCTIONS TOTAL	3,335,052.76	3 Farm 4 .03	81,700.00	Emergencies & Other Deferred Charges	75,893.48
CAPITAL IMPROVEMENTS *MEMO*	65,000.00	4a Commercial 150 45.14	103,326,200.00	State and Federal Aid Receivable	61,796.79
DEBT SERVICE		4b Industrial 33 6.38	14,596,000.00	Other Receivables	31,178.56
Principal Payments	200,500.00	4c Apartments 19 15.44	35,337,300.00	Total	2,603,738.28
Interest Payments	197,996.08	Total 2123	228,523,400.00	LIABILITIES, RESERVES, AND SURPLUS	
DEFERRED CHARGES	52,749.41	Land Area 5.80 Sq. Miles		Cash Liabilities	1,032,664.64
SCHOOL, COUNTY, SPECIAL DISTRICT TAXES	4,960,842.18	Net Valuation Taxable-Municipal	233,888,126	Reserves for Receivables	451,886.60
RESERVE FOR UNCOLLECTED TAXES	678,247.18	Net Valuation Taxable-County	250,370,488	Surplus Dec. 31, 1981	1,119,187.04
EXPENDITURES TOTAL	9,435,387.01	State Equalized Valuation	242,338,799	Total	2,603,738.28
		State Equalization Ratio	56.44		

0215

Population 1980 4,628
 Population 1981 4,650
 S & P Rating
 Moody Rating

General Tax Rate Per \$100.
 3.22
 State Equalized Tax Rate
 2.21

EDGEWATER BOROUGH - BERGEN COUNTY
Form of Government:
Borough Council
Number of Members on Governing Body - 6

PER CAPITA:
 Gross Debt 124.26
 Net Debt 124.26
 Debt Service 22.23
 Total Tax Levy 775.54
 Municipal Expenditures 860.75

PER CENT:
 Gross Debt .40
 Net Debt .40
 Tax Levy Collected 82.79
 Tax Levy Cancelled, Abated or Adjusted 1.66

EXPENDITURES		REVENUES-REALIZED		1981 PROPERTY TAX	
GENERAL GOVERNMENT				STATE EQUALIZED TAX RATE	
Governing Body & Public Boards	14,923.08	1981 Property Taxes Collected	3,013,714.80	Local District School Taxes .92	1,458,131.50
Municipal Clerk		1981 Payments in Lieu of Taxes		Regional & Consolidated School Tax	
Financial Administration	17,500.00	Delinquent Tax & Lien Collections	290,832.97	School Taxes in Municipal Budget	
Assessment of Taxes	12,512.68	Business Personalty Replacement Taxes	767,547.00	County Taxes .35	574,012.98
Collection of Taxes	14,698.50	Taxes from Public Utilities	222,216.00	County Library Taxes	
Planning, Housing & Development	49,920.82	Other Miscellaneous Tax Revenues		Local Municipal Purpose Taxes .94	1,538,848.41
Human Resources	4,000.00	State Aid Revenues	89,637.27	Veteran & Senior Citizen Taxes	25,100.00
Elections	1,163.42	Federal Aid Revenues		Total Taxes for Rate Computation 2.21	3,636,692.89
General Administration (other)	25,644.41	State and Local Fiscal Assistance Act Utilized	85,962.67	Special District Taxes	
JUDICIARY		Sale of Acquired Property		Bank Corp. Taxes	5,604.06
Municipal Courts	16,108.04	Other Miscellaneous Revenues	572,428.33	Added and Omitted Taxes	20,341.20
PUBLIC SAFETY		Total	5,042,335.04	Total Taxes Levied - ABSTRACT	3,637,538.15
Fire Protection	544,900.00	Prior Years Surplus Appropriated	230,000.00	Total Taxes Billed	3,640,245.41
Police Protection	628,326.33	REVENUES TOTAL	5,272,335.04	1981 TAXES COLLECTED	3,013,714.80
Civil Defense & Disaster Control	200.00	Reserve For Uncollected Taxes	716,547.00	1981 Taxes Cancelled, Abated or Adjusted	60,249.28
Environmental Inspection & Control	26,505.88	CAPITAL OUTLAY TOTAL	159,953.77	Transfer to Tax Title Liens or Foreclosed	146,374.76
Other Public Safety		Public Enterprises		Balance Outstanding Dec. 31, 1981	419,906.57
PUBLIC WORKS		Recreation—Culture	74.65	PRIOR YEARS TAXES OUTSTANDING	
Streets and Drainage	284,951.99	Public Works	155,254.07	Balance January 1, 1981	549,165.23
Sewers and Sewage Processing	292,222.91	Buildings and Grounds	4,625.05	Collected in 1981	175,555.27
Garbage and Trash Disposal	162,029.67	Library and Education		Cancelled, Abated or Adjusted 1981	293,920.29
Public Buildings and Grounds	57,000.00	Conservation		Transfers to Tax Title Liens or Foreclosed	5,276.14
Other Public Works		All Other		Balance December 31, 1981	74,413.53
HEALTH and WELFARE		CAPITAL DEBT AUTHORIZED, DECEMBER 31, 1981		TAX TITLE LIENS OUTSTANDING	
Health Services Except Environmental	33,162.50	ISSUED AND UNISSUED		Balance January 1, 1981	373,977.76
Welfare-Public Assistance	13,425.00	School		Transfer From Taxes	152,683.57
Hospitals, Clinics, First Aid		Self-liquidating		Redeemed in 1981	115,277.70
Animal, Insect, & Rodent Control	3,200.00	Other	582,800	Cancelled, Abated or Adjusted (1981)	
Other Welfare Services		Total	582,800	Transfers to Foreclosed Property	
RECREATION and CONSERVATION		ISSUED AND OUTSTANDING		Balance December 31, 1981	411,383.63
Beaches and Boardwalks	700.00	School		PROPERTY ACQUIRED BY DEED OR	
Parks, Playgrounds, Shade Trees		Self-Liquidating		FORECLOSURE	
Land Reclamation & Conservation		Other		Balance January 1, 1981	382,175.00
Other Recreational Services	42,816.80	Total		Transfers From Taxes or Liens	
EDUCATION (excluding schools)		EQUALIZED VALUATION BASIS		Sale for Cash (1981)	
Libraries	57,000.00	FOR NET DEBT COMPUTATION	144,837,950	Cancelled, Abated or Adjusted (1981)	
Other Educational Services		REAL PROPERTY VALUATIONS		Balance December 31, 1981	382,175.00
STATUTORY EXPENDITURES		Code Class # of Parcels % VAL'N		CURRENT FINANCES DECEMBER 31, 1981	
Pensions & F. I. C. A.	424,724.06	1 Vacant Land 108 3.55	3,970,056.00	ASSETS	
Employee Fringe Benefits	78,100.00	2 Residential 625 27.63	30,943,884.00	Cash Dec. 31, 1981	363,642.16
Other Statutory Expenditures	11,458.05	3 Farm		Taxes Receivable	494,320.10
CETA And Other Public Employment Programs	5,500.00	4a Commercial 67 9.83	11,004,181.00	Tax Title Liens	411,383.63
MUNICIPAL FUNCTIONS TOTAL	3,096,694.14	4b Industrial 41 40.45	45,298,900.00	Foreclosed Property	382,175.00
CAPITAL IMPROVEMENTS *MEMO*	25,000.00	4c Apartments 47 18.55	20,773,669.00	Emergencies & Other Deferred Charges	418,880.83
DEBT SERVICE		Total 888	111,990,730.00	State and Federal Aid Receivable	6,560.00
Principal Payments	90,300.00	Land Area .70 Sq. Miles		Other Receivables	60,138.19
Interest Payments	13,970.35	Net Valuation Taxable-Municipal	112,419,385	Total	2,137,099.91
DEFERRED CHARGES	119,411.07	Net Valuation Taxable-County	194,501,550	LIABILITIES, RESERVES, AND SURPLUS	
SCHOOL, COUNTY, SPECIAL DISTRICT TAXES	2,072,744.48	State Equalized Valuation	163,952,154	Cash Liabilities	640,016.63
RESERVE FOR UNCOLLECTED TAXES	716,547.00	State Equalization Ratio	68.72	Reserves for Receivables	1,348,016.92
EXPENDITURES TOTAL	6,105,667.04			Surplus Dec. 31, 1981	149,066.36
				Total	2,137,099.91

0312

Population 1980 9,273
 Population 1981 9,275
 S & P Rating
 Moody Rating A

General Tax Rate Per \$100. 3.02
 State Equalized Tax Rate 2.34

EDGEWATER PARK TWP. - BURLINGTON CO.**Form of Government:****Township Committee****Number of Members on Governing Body - 5****PER CAPITA:**

Gross Debt 474.48
 Net Debt 234.59
 Debt Service 14.60
 Total Tax Levy 329.79
 Municipal Expenditures 148.20

PER CENT:

Gross Debt 4.61
 Net Debt 2.28
 Tax Levy Collected 96.09
 Tax Levy Cancelled, Abated or Adjusted .39

EXPENDITURES		REVENUES-REALIZED		1981 PROPERTY TAX	
GENERAL GOVERNMENT				STATE EQUALIZED TAX RATE	
Governing Body & Public Boords		1981 Property Taxes Collected	2,931,720.95	Local District School Taxes 1.51	1,506,692.71
Municipal Clerk		1981 Payments in Lieu of Taxes		Regional & Consolidated School Tax	
Financial Administration	15,813.00	Delinquent Tax & Lien Collections	122,330.25	School Taxes in Municipal Budget	
Assessment of Taxes	7,000.00	Business Personalty Replacement Taxes	99,527.32	County Taxes .59	748,680.57
Collection of Taxes	20,800.00	Taxes from Public Utilities	315,739.00	County Library Taxes .03	40,914.39
Planning, Housing & Development	8,450.00	Other Miscellaneous Tax Revenues		Local Municipal Purpose Taxes .20	258,999.09
Human Resources	2,000.00	State Aid Revenues	58,245.83	Veteron & Senior Citizen Taxes	45,550.00
Elections		Federal Aid Revenues	7,452.28	Total Taxes for Rate Computation 2.33	3,000,837.16
General Administration (other)	188,056.95	State and Local Fiscal Assistance Act Utilized	54,000.00	Special District Taxes	51,701.00
JUDICIARY		Sole of Acquired Property		Bank Corp. Taxes	4,671.78
Municipal Courts	37,320.00	Other Miscellaneous Revenues	247,156.17	Added and Omitted Taxes	7,119.00
PUBLIC SAFETY		Total	3,836,011.80	Total Taxes Levied - ABSTRACT	3,058,778.54
Fire Protection		Prior Years Surplus Appropriated	422,000.00	Total Taxes Billed	3,051,062.26
Police Protection	359,000.00	REVENUES TOTAL	4,258,011.80	1981 TAXES COLLECTED	2,931,720.95
Civil Defense & Disaster Control	1,200.00	Reserve For Uncollected Taxes	186,525.05	1981 Taxes Cancelled, Abated or Adjusted	11,891.03
Environmental Inspection & Control	9,204.34	CAPITAL OUTLAY TOTAL	770,787.41	Transfer to Tax Title Liens or Foreclosed	500.71
Other Public Safety		Public Enterprises		Balance Outstanding Dec. 31, 1981	106,549.57
PUBLIC WORKS		Recreation—Culture		PRIOR YEARS TAXES OUTSTANDING	
Streets and Drainage	97,140.00	Public Works	50,267.00	Balance January 1, 1981	123,946.17
Sewers and Sewage Processing		Buildings and Grounds	720,520.41	Collected in 1981	121,995.16
Garbage and Trash Disposal	84,500.00	Library and Education		Cancelled, Abated or Adjusted 1981	1,951.01
Public Buildings and Grounds	42,948.00	Conservation		Transfers to Tax Title Liens or Foreclosed	
Other Public Works		All Other		Balance December 31, 1981	
HEALTH and WELFARE		CAPITAL DEBT AUTHORIZED, DECEMBER 31, 1981		TAX TITLE LIENS OUTSTANDING	
Health Services Except Environmental	2,275.00	ISSUED AND UNISSUED		Balance January 1, 1981	2,790.93
Welfare-Public Assistance	4,440.00	School	645,000	Transfer From Taxes	500.71
Hospitals, Clinics, First Aid		Self-liquidating		Redeemed in 1981	335.09
Animal, Insect, & Rodent Control		Other	3,755,800	Cancelled, Abated or Adjusted (1981)	
Other Welfare Services		Total	4,400,800	Transfers to Foreclosed Property	
RECREATION and CONSERVATION		ISSUED AND OUTSTANDING		Balance December 31, 1981	2,956.55
Beaches and Boardwalks		School	645,000.00	PROPERTY ACQUIRED BY DEED OR FORECLOSURE	
Parks, Playgrounds, Shade Trees	41,750.00	Self-Liquidating		Balance January 1, 1981	9,300.00
Land Reclamation & Conservation	150.00	Other	3,733,000.00	Transfers From Taxes or Liens	
Other Recreational Services	1,000.00	Total	4,378,000.00	Sale for Cash (1981)	
EDUCATION (excluding schools)		EQUALIZED VALUATION BASIS		Cancelled, Abated or Adjusted (1981)	
Libraries	1,500.00	FOR NET DEBT COMPUTATION	95,442,405	Balance December 31, 1981	9,300.00
Other Educational Services		REAL PROPERTY VALUATIONS		CURRENT FINANCES DECEMBER 31, 1981	
STATUTORY EXPENDITURES		Code Class # of Parcels % VAL'N		ASSETS	
Pensions & F. I. C. A.	60,500.00	1 Vacant Land 95 2.70	2,617,120.00	Cash Dec. 31, 1981	585,205.07
Employee Fringe Benefits	15,000.00	2 Residential 2135 67.64	65,603,520.00	Taxes Receivable	106,549.57
Other Statutory Expenditures	5,000.00	3 Farm 20 .45	437,165.00	Tax Title Liens	2,956.55
CETA And Other Public Employment Programs	17,723.00	4a Commercial 57 15.02	14,566,970.00	Foreclosed Property	9,300.00
MUNICIPAL FUNCTIONS TOTAL	1,026,770.29	4b Industrial 8 3.52	3,410,900.00	Emergencies & Other Deferred Charges	7,078.58
CAPITAL IMPROVEMENTS *MEMU*	12,500.00	4c Apartments 6 10.68	10,357,600.00	State and Federal Aid Receivable	56,272.55
DEBT SERVICE		Total 2321	56,593,275.00	Other Receivables	9,440.60
Principal Payments	60,000.00	Land Area 2.86 Sq. Miles		Total	775,202.92
Interest Payments	75,449.17	Net Valuation Taxable-Municipal	57,875,556	LIABILITIES, RESERVES, AND SURPLUS	
DEFERRED CHARGES	25,841.81	Net Valuation Taxable-County	122,547,707	Cash Liabilities	243,145.88
SCHOOL, COUNTY, SPECIAL DISTRICT TAXES	2,787,989.07	State Equalized Valuation	126,254,208	Reserves for Receivables	128,646.72
RESERVE FOR UNCOLLECTED TAXES	186,525.05	State Equalization Ratio	77.34	Surplus Dec. 31, 1981	403,410.32
EXPENDITURES TOTAL	4,162,575.39			Total	775,202.92

1205

Population 1980 70,193
 Population 1981 70,688
 S & P Rating AA
 Moody Rating AA

General Tax Rate Per \$100. 3.99
 State Equalized Tax Rate 2.30

EDISON TOWNSHIP - MIDDLESEX COUNTY
Form of Government:
Mayor-Council Plan E (OMCL 50)
Number of Members on Governing Body - 7

PER CAPITA:
 Gross Debt 606.70
 Net Debt 357.36
 Debt Service 64.18
 Total Tax Levy 682.18
 Municipal Expenditures 399.08

PER CENT:
 Gross Debt 2.53
 Net Debt 1.49
 Tax Levy Collected 90.23
 Tax Levy Cancelled, Abated or Adjusted .15

EXPENDITURES		REVENUES-REALIZED		1981 PROPERTY TAX	
GENERAL GOVERNMENT				STATE EQUALIZED TAX RATE	
Governing Body & Public Boards	52,401.00	1981 Property Taxes Collected	46,356,117.40	Local District School Taxes	1.50
Municipal Clerk	103,087.27	1981 Payments in Lieu of Taxes		Regional & Consolidated School Tax	
Financial Administration	363,309.47	Delinquent Tax & Lien Collections	914,367.51	School Taxes in Municipal Budget	.12
Assessment of Taxes	140,543.05	Business Personalty Replacement Taxes	1,328,231.00	County Taxes	.62
Collection of Taxes	105,243.35	Taxes from Public Utilities	11,977,405.00	County Library Taxes	
Planning, Housing & Development	59,792.15	Other Miscellaneous Tax Revenues		Local Municipal Purpose Taxes	.06
Human Resources	33,333.33	State Aid Revenues	786,507.87	Veteran & Senior Citizen Taxes	
Elections		Federal Aid Revenues	399,666.02	Total Taxes for Rate Computation	2.30
General Administration (other)	1,522,924.87	State and Local Fiscal Assistance Act Utilized	858,185.00	Special District Taxes	
JUDICIARY		Sale of Acquired Property	1,626,703.00	Bank Corp. Taxes	
Municipal Courts	154,388.01	Other Miscellaneous Revenues	4,087,906.29	Added and Omitted Taxes	
PUBLIC SAFETY		Total	68,377,685.15	Total Taxes Levied - ABSTRACT	
Fire Protection	3,322,692.85	Prior Years Surplus Appropriated	2,300,000.00	Total Taxes Billed	
Police Protection	5,172,408.87	REVENUES TOTAL	70,677,685.15	1981 TAXES COLLECTED	
Civil Defense & Disaster Control	3,200.00	Reserve For Uncollected Taxes	1,432,578.36	1981 Taxes Cancelled, Abated or Adjusted	
Environmental Inspection & Control	393,973.55	CAPITAL OUTLAY	TOTAL	Transfer to Tax Title Liens or Foreclosed	
Other Public Safety			4,252,270.80	Balance Outstanding Dec. 31, 1981	
PUBLIC WORKS				PRIOR YEARS TAXES OUTSTANDING	
Streets and Drainage	1,758,034.29	Public Enterprises	36,401.17	Balance January 1, 1981	
Sewers and Sewage Processing	1,992,548.47	Recreation—Culture	501,039.21	Collected in 1981	
Garbage and Trash Disposal	168,113.98	Public Works	1,694,317.07	Cancelled, Abated or Adjusted 1981	
Public Buildings and Grounds	331,830.41	Buildings and Grounds	800,729.08	Transfers to Tax Title Liens or Foreclosed	
Other Public Works	181,000.00	Library and Education	1,219,784.27	Balance December 31, 1981	
HEALTH and WELFARE		Conservation		TAX TITLE LIENS OUTSTANDING	
Health Services Except Environmental	402,687.07	All Other		Balance January 1, 1981	
Welfare-Public Assistance	46,274.25	CAPITAL DEBT AUTHORIZED, DECEMBER 31, 1981		Transfer From Taxes	
Hospitals, Clinics, First Aid	29,000.00	ISSUED AND UNISSUED	GROSS DEBT	Redeemed in 1981	
Animal, Insect, & Rodent Control		School	16,475,000	Cancelled, Abated or Adjusted (1981)	
Other Welfare Services	1,000.00	Self-liquidating	1,109,000	Transfers to Foreclosed Property	
RECREATION and CONSERVATION		Other	25,302,717	Balance December 31, 1981	
Beeches and Boardwalks		Total	42,886,717	PROPERTY ACQUIRED BY DEED OR FORECLOSURE	
Parks, Playgrounds, Shade Trees	647,008.92	ISSUED AND OUTSTANDING		Balance January 1, 1981	
Land Reclamation & Conservation	1,000.00	School	15,947,000.00	Transfers From Taxes or Liens	
Other Recreational Services	417,905.15	Self-Liquidating	1,049,000.00	Sale for Cash (1981)	
EDUCATION (excluding schools)		Other	18,213,000.00	Cancelled, Abated or Adjusted (1981)	
Libraries	687,391.53	Total	35,209,000.00	Balance December 31, 1981	
Other Educational Services		EQUALIZED VALUATION BASIS		CURRENT FINANCES DECEMBER 31, 1981	
STATUTORY EXPENDITURES		FOR NET DEBT COMPUTATION		ASSETS	
Pensions & F. I. C. A.	1,558,617.90	REAL PROPERTY VALUATIONS		Cash Dec. 31, 1981	
Employee Fringe Benefits	997,000.00	Code Class # of Parcels % VAL'N	ASSESSED VALUATION	Taxes Receivable	
Other Statutory Expenditures	50,000.00	1 Vacant Land 2323 3.90	43,847,200.00	Tax Title Liens	
CETA And Other Public Employment Programs	478,704.00	2 Residential 16158 51.72	581,804,400.00	Foreclosed Property	
MUNICIPAL FUNCTIONS		3 Farm 29 .10	1,043,200.00	Emergencies & Other Deferred Charges	
CAPITAL IMPROVEMENTS *MEMO*	200,000.00	4a Commercial 587 10.61	119,307,300.00	State and Federal Aid Receivable	
DEBT SERVICE		4b Industrial 258 25.92	291,526,700.00	Other Receivables	
Principal Payments	2,375,000.00	4c Apartments 89 7.77	87,396,600.00	Total	
Interest Payments	2,157,545.77	Total 19444	1,124,925,400.00	LIABILITIES, RESERVES, AND SURPLUS	
TYPE I SCHL DEBT *MEMO		Land Area 30.65 Sq. Miles		Cash Liabilities	
DEFERRED CHARGES	1,057,168.10	Net Valuation Taxable-Municipal	1,136,335,888	Reserves for Receivables	
SCHOOL, COUNTY, SPECIAL DISTRICT TAXES	45,909,258.40	Net Valuation Taxable-County	2,333,728,558	Surplus Dec. 31, 1981	
RESERVE FOR UNCOLLECTED TAXES	1,432,578.36	State Equalized Valuation	1,961,661,767	Total	
EXPENDITURES TOTAL	74,115,274.37	State Equalization Ratio	57.70		

0107

Population 1980 4,618
 Population 1981 4,568
 S & P Rating
 Moody Rating

General Tax Rate Per \$100.

3.20

State Equalized Tax Rate

2.52

EGG HARBOR CITY - ATLANTIC COUNTY**Form of Government:****Special Charter (P.L. 1858 c. 152)****Number of Members on Governing Body - 9****PER CAPITA:**

Gross Debt 973.61
 Net Debt 219.13
 Debt Service 5.76
 Total Tax Levy 338.12
 Municipal Expenditures 307.19

PER CENT:

Gross Debt 8.83
 Net Debt 1.99
 Tax Levy Collected 94.53
 Tax Levy Cancelled, Abated or Adjusted .10

EXPENDITURES		REVENUES-REALIZED		1981 PROPERTY TAX	
GENERAL GOVERNMENT				STATE EQUALIZED TAX RATE	
Governing Body & Public Boards		1981 Property Taxes Collected	1,460,158.14	Local District School Taxes .79	481,592.50
Municipal Clerk		1981 Payments in Lieu of Taxes		Regional & Consolidated School Tax .47	284,586.50
Financial Administration	14,000.00	Delinquent Tax & Lien Collections	85,345.12	School Taxes in Municipal Budget	
Assessment of Taxes	18,600.00	Business Personalty Replacement Taxes	62,001.00	County Taxes .49 *	296,967.68
Collection of Taxes	28,900.00	Taxes from Public Utilities	211,651.00	County Library Taxes .02	14,193.36
Planning, Housing & Development	9,600.00	Other Miscellaneous Tax Revenues		Local Municipal Purpose Taxes .15	455,859.42
Human Resources		State Aid Revenues	77,830.01	Veteran & Senior Citizen Taxes	63,100.00
Elections	5,500.00	Federal Aid Revenues	30,643.41	Total Taxes for Rate Computation 2.52	1,596,259.46
General Administration (other)	194,546.64	State and Local Fiscal Assistance Act Utilized	39,763.70	Special District Taxes	
JUDICIARY		Sale of Acquired Property	17.66	Bank Corp. Taxes	3,386.16
Municipal Courts	25,600.00	Other Miscellaneous Revenues	245,455.48	Added and Omitted Taxes	7,952.00
PUBLIC SAFETY		Total	2,216,945.52	Total Taxes Levied - ABSTRACT	1,544,537.62
Fire Protection	15,000.00	Prior Years Surplus Appropriated	240,000.00	Total Taxes Billed	1,544,622.30
Police Protection	341,900.00	REVENUES TOTAL	2,456,945.52	1981 TAXES COLLECTED	1,460,158.14
Civil Defense & Disaster Control	650.00	Reserve For Uncollected Taxes	122,156.15	1981 Taxes Cancelled, Abated or Adjusted	1,524.40
Environmental Inspection & Control	26,583.32	CAPITAL OUTLAY TOTAL	345,476.98	Transfer to Tax Title Liens or Foreclosed	10,859.48
Other Public Safety				Balance Outstanding Dec. 31, 1981	71,980.28
PUBLIC WORKS				PRIOR YEARS TAXES OUTSTANDING	
Streets and Drainage	126,013.22	Public Enterprises	7,474.98	Balance January 1, 1981	70,234.43
Sewers and Sewage Processing		Recreation—Culture		Collected in 1981	67,566.04
Garbage and Trash Disposal	86,500.00	Public Works	335,257.10	Cancelled, Abated or Adjusted 1981	
Public Buildings and Grounds	91,980.54	Buildings and Grounds	2,704.50	Transfers to Tax Title Liens or Foreclosed	2,668.39
Other Public Works		Library and Education		Balance December 31, 1981	
HEALTH and WELFARE		Conservation		TAX TITLE LIENS OUTSTANDING	
Health Services Except Environmental	1,500.00	All Other		Balance January 1, 1981	169,592.79
Welfare Public Assistance	11,000.00	CAPITAL DEBT AUTHORIZED, DECEMBER 31, 1981		Transfer From Taxes	14,413.56
Hospitals, Clinics, First Aid	1,000.00	ISSUED AND UNISSUED		Redeemed in 1981	17,775.08
Animal, Insect, & Rodent Control	5,850.00	School	1,000,632	Cancelled, Abated or Adjusted (1981)	
Other Welfare Services		Self-liquidating	2,445,800	Transfers to Foreclosed Property	2,609.52
RECREATION and CONSERVATION		Other	1,001,000	Balance December 31, 1981	163,617.35
Beaches and Boardwalks		Total	4,447,432	PROPERTY ACQUIRED BY DEED OR FORECLOSURE	
Parks, Playgrounds, Shade Trees	21,000.00	ISSUED AND OUTSTANDING		Balance January 1, 1981	178,105.60
Land Reclamation & Conservation		School	982,347.64	Transfers From Taxes or Liens	2,609.52
Other Recreational Services	7,946.66	Self-Liquidating	295,800.00	Sale for Cash (1981)	44,017.60
EDUCATION (excluding schools)		Other	558,000.00	Cancelled, Abated or Adjusted (1981)	
Libraries	500.00	Total	2,236,147.64	Balance December 31, 1981	130,697.86
Other Educational Services		EQUALIZED VALUATION BASIS		CURRENT FINANCES DECEMBER 31, 1981	
STATUTORY EXPENDITURES		FOR NET DEBT COMPUTATION	50,391,742	ASSETS	
Pensions & F. I. C. A.	69,282.83	REAL PROPERTY VALUATIONS		Cash Dec. 31, 1981	1,046,644.75
Employee Fringe Benefits	35,000.00	Code Class # of Parcels % VAL'N		Taxes Receivable	71,980.28
Other Statutory Expenditures	6,504.00	1 Vacant Land 882 1.92		Tax Title Liens	163,617.35
CETA And Other Public Employment Programs	73,189.50	2 Residential 117+ 69.29		Foreclosed Property	136,697.86
MUNICIPAL FUNCTIONS TOTAL	1,220,140.75	3 Farm		Emergencies & Other Deferred Charges	8,059.96
CAPITAL IMPROVEMENTS *MEMU*	20,000.00	4a Commercial 150 18.27		State and Federal Aid Receivable	
DEBT SERVICE		4b Industrial 15 5.16		Other Receivables	15,883.24
Principal Payments	39.70	4c Apartments 11 5.34		Total	1,442,883.44
Interest Payments	26,273.89	Total 2232		LIABILITIES, RESERVES, AND SURPLUS	
DEFERRED CHARGES	34,564.75	Land Area 10.89 Sq. Miles		Cash Liabilities	758,119.15
SCHOOL, COUNTY, SPECIAL DISTRICT TAXES	1,077,340.04	Net Valuation Taxable-Municipal	48,018,747	Reserves for Receivables	388,352.09
RESERVE FOR UNCOLLECTED TAXES	122,196.15	Net Valuation Taxable-County	56,205,000	Surplus Dec. 31, 1981	296,412.20
EXPENDITURES TOTAL	2,460,561.26	State Equalized Valuation	60,414,194	Total	1,442,883.44
		State Equalization Ratio	78.63		

U100

Population 1980 19,381
 Population 1981 19,306
 S & P Rating
 Moody Rating

General Tax Rate Per \$100. 2.38
 State Equalized Tax Rate 1.52

EGG HARBOR TOWNSHIP - ATLANTIC CO.

Form of Government:
Township Committee

Number of Members on Governing Body - 5**PER CAPITA:**

Gross Debt 788.79
 Net Debt
 Debt Service
 Total Tax Levy 401.69
 Municipal Expenditures 280.78

PER CENT:

Gross Debt 3.86
 Net Debt
 Tax Levy Collected 91.87
 Tax Levy Cancelled, Abated or Adjusted .05

EXPENDITURES		REVENUES-REALIZED		1981 PROPERTY TAX	
GENERAL GOVERNMENT				STATE EQUALIZED TAX RATE 1.06	
Governing Body & Public Boards		1981 Property Taxes Collected	7,137,449.49	Local District School Taxes	5,369,206.37
Municipal Clerk		1981 Payments in Lieu of Taxes		Regional & Consolidated School Tax	
Financial Administration	50,500.00	Delinquent Tax & Lien Collections	501,458.72	School Taxes in Municipal Budget	
Assessment of Taxes	72,000.00	Business Personalty Replacement Taxes	115,564.12	County Taxes	* 2,206,318.45
Collection of Taxes	120,350.00	Taxes from Public Utilities	3,333,605.36	County Library Taxes	105,456.57
Planning, Housing & Development	77,000.00	Other Miscellaneous Tax Revenues		Local Municipal Purpose Taxes	
Human Resources		State Aid Revenues	105,296.65	Veteran & Senior Citizen Taxes	116,900.00
Elections	6,250.00	Federal Aid Revenues	244.06	Total Taxes for Rate Computation	1.52 7,797,881.39
General Administration (other)	551,724.00	State and Local Fiscal Assistance Act Utilized	247,455.75	Special District Taxes	
JUDICIARY		Sale of Acquired Property		Bank Corp. Taxes	1,034.63
Municipal Courts	135,000.00	Other Miscellaneous Revenues	1,435,262.57	Added and Omitted Taxes	73,024.54
PUBLIC SAFETY		Total	12,876,580.72	Total Taxes Levied - ABSTRACT	7,755,040.56
Fire Protection	140,000.00	Prior Years Surplus Appropriated	2,000,000.00	Total Taxes Billed	7,769,327.33
Police Protection	1,072,499.75	REVENUES TOTAL	14,876,580.72	1981 TAXES COLLECTED	7,137,449.49
Civil Defense & Disaster Control	27,000.00	Reserve For Uncollected Taxes	695,226.66	1981 Taxes Cancelled, Abated or Adjusted	3,903.20
Environmental Inspection & Control	158,000.00	CAPITAL OUTLAY TOTAL	463,414.38	Transfer to Tax Title Liens or Foreclosed	53,342.47
Other Public Safety		Public Enterprises		Balance Outstanding Dec. 31, 1981	574,632.17
PUBLIC WORKS		Recreation—Culture	3,577.04	PRIOR YEARS TAXES OUTSTANDING	
Streets and Drainage	805,000.00	Public Works	410,618.46	Balance January 1, 1981	505,746.56
Sewers and Sewage Processing		Buildings and Grounds	49,218.88	Collected in 1981	472,192.18
Garbage and Trash Disposal	165,000.00	Library and Education		Cancelled, Abated or Adjusted 1981	1,457.38
Public Buildings and Grounds	146,000.00	Conservation		Transfers to Tax Title Liens or Foreclosed	32,097.42
Other Public Works		All Other		Balance December 31, 1981	
HEALTH and WELFARE		CAPITAL DEBT AUTHORIZED, DECEMBER 31, 1981		TAX TITLE LIENS OUTSTANDING	
Health Services Except Environmental	3,000.00	ISSUED AND UNISSUED		Balance January 1, 1981	49,068.22
Welfare-Public Assistance	28,900.00	SCHOOL	15,228,300	Transfer From Taxes	50,201.22
Hospitals, Clinics, First Aid		Self-liquidating		Redeemed in 1981	29,266.54
Animal, Insect, & Rodent Control	46,000.00	Other		Cancelled, Abated or Adjusted (1981)	
Other Welfare Services		Total	15,228,300	Transfers to Foreclosed Property	
RECREATION and CONSERVATION		ISSUED AND OUTSTANDING		Balance December 31, 1981	110,002.50
Beaches and Boardwalks		School	15,228,000.00	PROPERTY ACQUIRED BY DEED OR FORECLOSURE	
Parks, Playgrounds, Shade Trees	87,000.00	Self-Liquidating		Balance January 1, 1981	1,149,558.87
Land Reclamation & Conservation		Other		Transfers From Taxes or Liens	
Other Recreational Services	5,000.00	Total	15,228,000.00	Sale for Cash (1981)	
EDUCATION (excluding schools)		EQUALIZED VALUATION BASIS		Cancelled, Abated or Adjusted (1981)	62,000.00
Libraries		FOR NET DEBT COMPUTATION	354,158,659	Balance December 31, 1981	1,087,558.87
Other Educational Services		REAL PROPERTY VALUATIONS		CURRENT FINANCES DECEMBER 31, 1981	
STATUTORY EXPENDITURES		Code Class # of Parcels % VAL'N	ASSESSED VALUATION	ASSETS	
Pensions & F. I. C. A.	250,000.00	1 Vacant Land 6825 15.93	50,425,400.00	Cash Dec. 31, 1981	4,547,361.14
Employee Fringe Benefits	125,000.00	2 Residential 5055 55.93	177,076,400.00	Taxes Receivable	574,632.17
Other Statutory Expenditures	20,500.00	3 Farm 114 .59	1,849,500.00	Tax Title Liens	110,002.50
CETA And Other Public Employment Programs	9,775.00	4a Commercial 401 25.09	75,440,900.00	Foreclosed Property	1,087,558.87
MUNICIPAL FUNCTIONS		4b Industrial 1 .23	736,800.00	Emergencies & Other Deferred Charges	10,000.00
CAPITAL IMPROVEMENTS *MEMO*	250,000.00	4c Apartments 17 2.24	7,100,700.00	State and Federal Aid Receivable	3,127.78
DEBT SERVICE		Total 12413	316,629,700.00	Other Receivables	6,066.32
Principal Payments		Land Area 67.94 Sq. Miles		Total	6,339,349.18
Interest Payments		Net Valuation Taxable-Municipal	323,374,050	LIABILITIES, RESERVES, AND SURPLUS	
DEFERRED CHARGES		Net Valuation Taxable-County	417,632,400	Cash Liabilities	805,604.01
SCHOOL, COUNTY, SPECIAL DISTRICT TAXES	7,680,981.39	State Equalized Valuation	502,252,488	Reserves for Receivables	1,778,860.26
RESERVE FOR UNCOLLECTED TAXES	695,226.66	State Equalization Ratio	63.90	Surplus Dec. 31, 1981	3,754,884.91
EXPENDITURES TOTAL	13,101,708.80			Total	6,339,349.18

2004

Population 1980 106,201

Population 1981 106,910

S & P Rating A

Moody Rating A

General Tax Rate Per \$100.

4.23

State Equalized Tax Rate

3.45

ELIZABETH CITY - UNION COUNTY**Form of Government:****Mayor-Council Plan F (OMCL 50)****Number of Members on Governing Body - 9****PER CAPITA:**

Grass Debt 559.40
 Net Debt 172.68
 Debt Service 63.64
 Total Tax Levy 386.40
 Municipal Expenditures 480.21

PER CENT:

Grass Debt 5.35
 Net Debt 1.65
 Tax Levy Collected 95.95
 Tax Levy Cancelled, Abated or Adjusted .06

EXPENDITURES		REVENUES-REALIZED		1981 PROPERTY TAX	
GENERAL GOVERNMENT				STATE EQUALIZED TAX RATE	
Governing Body & Public Boards	217,859.00	1981 Property Taxes Collected	39,514,650.54	Local District School Taxes	1.64
Municipal Clerk	82,604.00	1981 Payments in Lieu of Taxes	261,068.60	Regional & Consolidated School Tax	
Financial Administration	471,848.00	Delinquent Tax & Lien Collections	1,236,816.20	School Taxes in Municipal Budget	.15
Assessment of Taxes	89,882.00	Business Personalty Replacement Taxes	2,867,348.76	County Taxes	.49
Collection of Taxes	177,300.00	Taxes from Public Utilities	9,114,873.33	County Library Taxes	
Planning, Housing & Development	277,304.00	Other Miscellaneous Tax Revenues	7,318.16	Local Municipal Purpose Taxes	1.16
Human Resources	2,125,587.00	State Aid Revenues	8,873,630.60	Veteran & Senior Citizen Taxes	
Elections	25,900.00	Federal Aid Revenues	6,072,013.76	Total Taxes for Rate Computation	3.44
General Administration (other)	2,417,788.76	State and Local Fiscal Assistance Act Utilized	1,755,865.86	Special District Taxes	
JUDICIARY		Sole of Acquired Property	8,000.00	Bank Corp. Taxes	161,633.75
Municipal Courts	209,500.00	Other Miscellaneous Revenues	5,480,929.63	Added and Omitted Taxes	65,611.05
PUBLIC SAFETY		Total	75,192,515.44	Total Taxes Levied - ABSTRACT	41,309,846.60
Fire Protection	5,904,807.00	Prior Years Surplus Appropriated	632,501.83	Total Taxes Billed	41,183,524.86
Police Protection	6,076,213.00	REVENUES	75,825,017.27	1981 TAXES COLLECTED	39,514,650.54
Civil Defense & Disaster Control	17,630.00	Reserve For Uncollected Taxes	1,643,304.08	1981 Taxes Cancelled, Abated or Adjusted	24,828.30
Environmental Inspection & Control	107,879.00	CAPITAL OUTLAY	3,007,252.39	Transfer to Tax Title Liens or Foreclosed	379,398.60
Other Public Safety		Total		Balance Outstanding Dec. 31, 1981	1,264,647.42
PUBLIC WORKS		Public Enterprises		PRIOR YEARS TAXES OUTSTANDING	
Streets and Drainage	2,681,371.30	Recreation—Culture	9,400.00	Balance January 1, 1981	1,135,644.09
Sewers and Sewage Processing		Public Works	1,133,765.98	Collected in 1981	569,489.06
Garbage and Trash Disposal	2,110,000.00	Buildings and Grounds	989,122.41	Cancelled, Abated or Adjusted 1981	36,079.99
Public Buildings and Grounds	632,435.00	Library and Education	875,000.00	Transfers to Tax Title Liens or Foreclosed	129,655.59
Other Public Works	643,656.16	Conservation		Balance December 31, 1981	379.05
HEALTH and WELFARE		All Other		TAX TITLE LIENS OUTSTANDING	
Health Services Except Environmental	1,470,848.58	CAPITAL DEBT AUTHORIZED, DECEMBER 31, 1981		Balance January 1, 1981	885,322.53
Welfare-Public Assistance	698,174.00	ISSUED AND UNISSUED		Transfer From Taxes	529,663.89
Hospitals, Clinics, First Aid		School	40,870,700	Redeemed in 1981	267,327.14
Animal, Insect, & Rodent Control		Self-liquidating	18,935,180	Cancelled, Abated or Adjusted (1981)	
Other Welfare Services		Other	18,461,180	Transfers to Foreclosed Property	91,141.81
RECREATION and CONSERVATION		Total	59,805,880	Balance December 31, 1981	1,056,517.47
Beaches and Boardwalks	42,500.00	ISSUED AND OUTSTANDING		PROPERTY ACQUIRED BY DEED OR FORECLOSURE	
Parks, Playgrounds, Shade Trees		School	32,871,000.00	Balance January 1, 1981	560,867.59
Land Reclamation & Conservation		Self-liquidating		Transfers From Taxes or Liens	51,141.81
Other Recreational Services	1,885,364.00	Other	16,115,750.00	Sale for Cash (1981)	8,000.00
EDUCATION (excluding schools)		Total	48,986,750.00	Cancelled, Abated or Adjusted (1981)	31,700.00
Libraries	1,006,750.00	EQUALIZED VALUATION BASIS		Balance December 31, 1981	612,309.40
Other Educational Services		FOR NET DEBT COMPUTATION	1,118,871,656	CURRENT FINANCES DECEMBER 31, 1981	
STATUTORY EXPENDITURES		REAL PROPERTY VALUATIONS		ASSETS	
Pensions & F. I. C. A.	4,307,665.46	Code Class # of Parcels % VAL'N	ASSESSED VALUATION	Cash Dec. 31, 1981	6,998,528.29
Employee Fringe Benefits	1,345,000.00	1 Vacant Land 758 1.52	14,369,200.00	Taxes Receivable	1,265,026.47
Other Statutory Expenditures	82,000.00	2 Residential 13579 46.29	438,387,900.00	Tax Title Liens	1,056,517.47
CETA And Other Public Employment Programs	6,022,338.76	3 Farm		Foreclosed Property	612,309.40
MUNICIPAL FUNCTIONS		4a Commercial 2103 20.37	192,940,000.00	Emergencies & Other Deferred Charges	933,622.80
CAPITAL IMPROVEMENTS *MEMO*	150,000.00	4b Industrial 234 16.30	154,374,400.00	State and Federal Aid Receivable	24,745.21
DEBT SERVICE		4c Apartments 592 15.51	146,505,400.00	Other Receivables	5,884,776.00
Principal Payments	3,820,939.00	Total 17266	946,580,900.00	Total	16,775,525.64
Interest Payments	2,982,747.33	Land Area 11.69 Sq. Miles		LIABILITIES, RESERVES, AND SURPLUS	
TYPE I SCHL DEBT *MEMO	4,283,030.00	Net Valuation Taxable-Municipal	972,054,700	Cash Liabilities	10,600,306.28
DEFERRED CHARGES		Net Valuation Taxable-County	1,201,901,861	Reserves for Receivables	4,359,465.58
SCHOOL, COUNTY, SPECIAL DISTRICT TAXES	27,251,448.17	State Equalized Valuation	1,197,258,797	Surplus Dec. 31, 1981	1,775,673.28
RESERVE FOR UNCOLLECTED TAXES	1,643,304.08	State Equalization Ratio	81.46	Total	16,775,525.64
EXPENDITURES					
TOTAL	78,630,559.07				

1981 3000

* ABOVE DEBT SERVICE INCLUDES TYPE I SCHOOL DEBT

0804

Population 1980 3,187
 Population 1981 3,267
 S & P Rating
 Moody Rating

General Tax Rate Per \$100. 3.26
 State Equalized Tax Rate 2.19

ELK TOWNSHIP - GLOUCESTER COUNTY
Form of Government:
Township Committee
Number of Members on Governing Body - 3

PER CAPITA:
 Gross Debt 29.12
 Net Debt 19.13
 Debt Service
 Total Tax Levy 325.63
 Municipal Expenditures 200.96

PER CENT:
 Gross Debt .22
 Net Debt .14
 Tax Levy Collected 89.60
 Tax Levy Cancelled, Abated or Adjusted .38

EXPENDITURES		REVENUES-REALIZED		1981 PROPERTY TAX	
GENERAL GOVERNMENT				STATE EQUALIZED TAX RATE	
Governing Body & Public Boards		1981 Property Taxes Collected	555,707.76	Local District School Taxes .57	275,986.00
Municipal Clerk		1981 Payments in Lieu of Taxes		Regional & Consolidated School Tax .72	343,750.60
Financial Administration	10,500.00	Delinquent Tax & Lien Collections	78,512.33	School Taxes in Municipal Budget	
Assessment of Taxes	5,000.00	Business Personalty Replacement Taxes	19,123.16	County Taxes .58	277,710.03
Collection of Taxes	12,800.00	Taxes from Public Utilities	173,736.00	County Library Taxes .02	7,552.81
Planning, Housing & Development	7,100.00	Other Miscellaneous Tax Revenues	25,000.00	Local Municipal Purpose Taxes .29	141,264.00
Human Resources		State Aid Revenues	19,819.76	Veteran & Senior Citizen Taxes	34,150.00
Elections	2,450.00	Federal Aid Revenues		Total Taxes for Rate Computation 2.18	1,080,853.44
General Administration (other)	65,900.00	State and Local Fiscal Assistance Act Utilized	28,479.08	Special District Taxes	
JUDICIARY		Sale of Acquired Property	8,413.11	Bank Corp. Taxes	405.20
Municipal Courts	22,000.00	Other Miscellaneous Revenues	108,541.32	Added and Omitted Taxes	16,717.01
PUBLIC SAFETY		Total	1,417,332.52	Total Taxes Levied - ABSTRACT	1,063,825.65
Fire Protection	22,000.00	Prior Years Surplus Appropriated	158,933.23	Total Taxes Billed	1,066,582.35
Police Protection	155,300.00	REVENUES TOTAL	1,576,265.75	1981 TAXES COLLECTED	955,707.76
Civil Defense & Disaster Control	300.00	Reserve For Uncollected Taxes	116,600.00	1981 Taxes Cancelled, Abated or Adjusted	4,058.70
Environmental Inspection & Control	15,150.00			Transfer to Tax Title Liens or Foreclosed	5,551.20
Other Public Safety				Balance Outstanding Dec. 31, 1981	101,264.69
PUBLIC WORKS		CAPITAL OUTLAY TOTAL		PRIOR YEARS TAXES OUTSTANDING	
Streets and Drainage	114,500.00	Public Enterprises		Balance January 1, 1981	68,255.84
Sewers and Sewage Processing		Recreation—Culture		Collected in 1981	64,269.66
Garbage and Trash Disposal	21,000.00	Public Works		Cancelled, Abated or Adjusted 1981	
Public Buildings and Grounds	25,500.00	Buildings and Grounds		Transfers to Tax Title Liens or Foreclosed	3,986.18
Other Public Works		Library and Education		Balance December 31, 1981	
HEALTH and WELFARE		Conservation		TAX TITLE LIENS OUTSTANDING	
Health Services Except Environmental	1,600.00	All Other		Balance January 1, 1981	16,032.32
Welfare-Public Assistance	13,900.00			Transfer From Taxes	8,970.75
Hospitals, Clinics, First Aid				Redeemed in 1981	14,242.67
Animal, Insect, & Rodent Control	4,200.00			Cancelled, Abated or Adjusted (1981)	
Other Welfare Services				Transfers to Foreclosed Property	1,422.87
RECREATION and CONSERVATION		CAPITAL DEBT AUTHORIZED, DECEMBER 31, 1981		Balance December 31, 1981	9,337.53
Beaches and Boardwalks		ISSUED AND UNISSUED GROSS DEBT NET DEBT		PROPERTY ACQUIRED BY DEED OR FORECLOSURE	
Parks, Playgrounds, Shade Trees		School 32,637		Balance January 1, 1981	293,236.33
Land Reclamation & Conservation	200.00	Self-liquidating 62,500	62,500	Transfers From Taxes or Liens	2,172.67
Other Recreational Services	4,200.00	Other 55,137	62,500	Sale for Cash (1981)	8,413.11
EDUCATION (excluding schools)		Total 55,137	62,500	Cancelled, Abated or Adjusted (1981)	68,150.89
Libraries		ISSUED AND OUTSTANDING		Balance December 31, 1981	218,839.00
Other Educational Services		School 32,637.50		CURRENT FINANCES DECEMBER 31, 1981	
STATUTORY EXPENDITURES		Self-Liquidating		ASSETS	
Pensions & F. I. C. A.	18,500.00	Other		Cash Dec. 31, 1981	351,684.77
Employee Fringe Benefits	5,000.00	Total	32,637.50	Taxes Receivable	101,264.69
Other Statutory Expenditures	1,500.00	EQUALIZED VALUATION BASIS FOR NET DEBT COMPUTATION	43,701,605	Tax Title Liens	9,337.53
CETA And Other Public Employment Programs		REAL PROPERTY VALUATIONS		Foreclosed Property	218,839.00
MUNICIPAL FUNCTIONS TOTAL	532,600.00	Code Class # of Parcels % VAL'N ASSESSED VALUATION		Emergencies & Other Deferred Charges	11,017.23
CAPITAL IMPROVEMENTS *MEMO*		1 Vacant Land 469 5.97 1,874,800.00		State and Federal Aid Receivable	15,140.20
DEBT SERVICE		2 Residential 896 71.07 22,334,750.00		Other Receivables	23,292.19
Principal Payments		3 Farm 380 20.00 6,284,050.00		Total	730,575.69
Interest Payments		4a Commercial 23 2.97 531,900.00		LIABILITIES, RESERVES, AND SURPLUS	
DEFERRED CHARGES	7,335.00	4b Industrial		Cash Liabilities	103,396.40
SCHOOL, COUNTY, SPECIAL DISTRICT TAXES	905,439.44	4c Apartments		Reserves for Receivables	352,733.41
RESERVE FOR UNCOLLECTED TAXES	116,600.00	Total 1768 31,425,500.00		Surplus Dec. 31, 1981	274,443.80
EXPENDITURES TOTAL	1,501,975.24	Land Area 19.00 Sq. Miles		Total	730,575.69
		Net Valuation Taxable-Municipal	32,204,458		
		Net Valuation Taxable-County	45,864,204		
		State Equalized Valuation	47,647,832		
		State Equalization Ratio	67.05		

1702

Population 1980 1,569
 Population 1981 1,570
 S & P Rating
 Moody Rating

General Tax Rate Per \$100. 3.68
 State Equalized Tax Rate 2.46

ELMER BOROUGH - SALEM COUNTY**Form of Government:****Borough Council****Number of Members on Governing Body - 6****PER CAPITA:**

Gross Debt 307.32
 Net Debt
 Debt Service
 Total Tax Levy 346.69
 Municipal Expenditures 140.44

PER CENT:

Gross Debt 2.50
 Net Debt
 Tax Levy Collected 91.72
 Tax Levy Cancelled, Abated or Adjusted 4.0

EXPENDITURES		REVENUES-REALIZED		1981 PROPERTY TAX	
GENERAL GOVERNMENT				STATE EQUALIZED TAX RATE	
Governing Body & Public Boards		1981 Property Taxes Collected	501,540.50	Local District School Taxes 1.32	263,260.00
Municipal Clerk		1981 Payments in Lieu of Taxes		Regional & Consolidated School Tax	
Financial Administration	6,950.00	Delinquent Tax & Lien Collections	21,767.38	School Taxes in Municipal Budget	
Assessment of Taxes	2,551.25	Business Personalty Replacement Taxes	17,679.40	County Taxes .81	174,919.91
Collection of Taxes	3,200.00	Taxes from Public Utilities	57,525.00	County Library Taxes	
Planning, Housing & Development	000.00	Other Miscellaneous Tax Revenues		Local Municipal Purpose Taxes .33	70,157.36
Human Resources		State Aid Revenues	14,664.71	Veteran & Senior Citizen Taxes	18,100.00
Elections	100.00	Federal Aid Revenues		Total Taxes for Rate Computation 2.46	546,437.27
General Administration (other)	26,175.00	State and Local Fiscal Assistance Act Utilized	9,525.21	Special District Taxes	
JUDICIARY		Sale of Acquired Property		Bank Corp. Taxes	15,566.25
Municipal Courts	3,800.00	Other Miscellaneous Revenues	41,028.87	Added and Omitted Taxes	
PUBLIC SAFETY		Total	604,535.47	Total Taxes Levied - ABSTRACT	544,303.52
Fire Protection	28,950.00	Prior Years Surplus Appropriated	21,508.31	Total Taxes Billed	547,233.41
Police Protection	35,098.60	REVENUES TOTAL	686,043.78	1981 TAXES COLLECTED	501,940.50
Civil Defense & Disaster Control	550.00	Reserve For Uncollected Taxes	32,026.89	1981 Taxes Cancelled, Abated or Adjusted	2,167.52
Environmental Inspection & Control	1,850.00	CAPITAL OUTLAY	40,346.35	Transfer to Tax Title Liens or Foreclosed	
Other Public Safety		Total		Balance Outstanding Dec. 31, 1981	43,124.59
PUBLIC WORKS		Public Enterprises		PRIOR YEARS TAXES OUTSTANDING	
Streets and Drainage	24,563.00	Recreation—Culture		Balance January 1, 1981	21,767.38
Sewers and Sewage Processing		Public Works	40,346.35	Collected in 1981	21,767.38
Garbage and Trash Disposal	16,725.21	Buildings and Grounds		Cancelled, Abated or Adjusted 1981	
Public Buildings and Grounds	12,000.00	Library and Education		Transfers to Tax Title Liens or Foreclosed	
Other Public Works		Conservation		Balance December 31, 1981	
HEALTH and WELFARE		All Other		TAX TITLE LIENS OUTSTANDING	
Health Services Except Environmental	1,600.00	CAPITAL DEBT AUTHORIZED, DECEMBER 31, 1981		Balance January 1, 1981	
Welfare-Public Assistance	1,696.07	ISSUED AND UNISSUED		Transfer From Taxes	
Hospitals, Clinics, First Aid	1,500.00	School		Redeemed in 1981	
Animal, Insect, & Rodent Control		Self-liquidating	482,500	Cancelled, Abated or Adjusted (1981)	
Other Welfare Services		Other		Transfers to Foreclosed Property	
RECREATION and CONSERVATION		Total	482,500	Balance December 31, 1981	
Beaches and Boardwalks		ISSUED AND OUTSTANDING		PROPERTY ACQUIRED BY DEED OR FORECLOSURE	
Parks, Playgrounds, Shade Trees	5,200.00	School		Balance January 1, 1981	
Land Reclamation & Conservation		Self-Liquidating	482,500.00	Transfers From Taxes or Liens	
Other Recreational Services	1,300.00	Other		Sale for Cash (1981)	
EDUCATION (excluding schools)		Total	482,500.00	Cancelled, Abated or Adjusted (1981)	
Libraries	1,000.00	EQUALIZED VALUATION BASIS		Balance December 31, 1981	
Other Educational Services		FOR NET DEBT COMPUTATION	19,324,783	CURRENT FINANCES DECEMBER 31, 1981	
STATUTORY EXPENDITURES		REAL PROPERTY VALUATIONS		ASSETS	
Pensions & F. I. C. A.	5,700.00	Code Class # of Parcels % VAL'N		Cash Dec. 31, 1981	306,465.66
Employee Fringe Benefits		1 Vacant Land 84 1.62	225,250.00	Taxes Receivable	43,124.59
Other Statutory Expenditures	750.00	2 Residential 468 75.00	10,403,800.00	Tax Title Liens	
CETA And Other Public Employment Programs		3 Farm 16 .82	114,700.00	Foreclosed Property	
MUNICIPAL FUNCTIONS		4a Commercial 56 22.55	3,128,600.00	Emergencies & Other Deferred Charges	
CAPITAL IMPROVEMENTS		4b Industrial		State and Federal Aid Receivable	
DEBT SERVICE		4c Apartments		Other Receivables	190.00
Principal Payments		Total 624	13,672,350.00	Total	349,780.65
Interest Payments		Land Area .80 Sq. Miles		LIABILITIES, RESERVES, AND SURPLUS	
DEFERRED CHARGES		Net Valuation Taxable-Municipal	14,378,815	Cash Liabilities	25,371.34
SCHOOL, COUNTY, SPECIAL DISTRICT TAXES	458,179.91	Net Valuation Taxable-County	20,405,176	Reserves for Receivables	43,314.59
RESERVE FOR UNCOLLECTED TAXES	32,026.89	State Equalized Valuation	21,263,073	Surplus Dec. 31, 1981	281,094.32
EXPENDITURES		State Equalization Ratio	66.87	Total	349,780.65
TOTAL	678,605.93				

0211

Population 1980 18,377
 Population 1981 18,359
 S & P Rating
 Moody Rating A-1

General Tax Rate Per \$100. 2.30
 State Equalized Tax Rate 1.76

ELMWOOD PARK BOROUGH - BERGEN CO.
Form of Government:
Borough Council
Number of Members on Governing Body - 6

PER CAPITA:
 Gross Debt 242.50
 Net Debt 205.91
 Debt Service 23.51
 Total Tax Levy 471.32
 Municipal Expenditures 249.41

PER CENT:
 Gross Debt 1.00
 Net Debt .85
 Tax Levy Collected 97.34
 Tax Levy Cancelled, Abated or Adjusted 1.59

EXPENDITURES		REVENUES-REALIZED		1981 PROPERTY TAX	
GENERAL GOVERNMENT				STATE EQUALIZED TAX RATE	
Governing Body & Public Boards	8,700.00	1981 Property Taxes Collected	8,433,765.53	Local District School Taxes	1.01 4,926,499.00
Municipal Clerk		1981 Payments in Lieu of Taxes	7,156.89	Regional & Consolidated School Tax	
Financial Administration	24,000.00	Delinquent Tax & Lien Collections	212,147.33	School Taxes in Municipal Budget	
Assessment of Taxes	25,661.00	Business Personalty Replacement Taxes	422,263.76	County Taxes	.34 1,678,599.18
Collection of Taxes	71,961.84	Taxes from Public Utilities	696,575.00	County Library Taxes	
Planning, Housing & Development	4,800.00	Other Miscellaneous Tax Revenues		Local Municipal Purpose Taxes	.40 1,971,846.69
Human Resources	7,100.00	State Aid Revenues	198,511.03	Veteran & Senior Citizen Taxes	
Elections	3,100.00	Federal Aid Revenues	17,991.21	Total Taxes for Rate Computation	1.75 8,788,894.87
General Administration (other)	440,339.78	State and Local Fiscal Assistance Act Utilized	161,490.77	Special District Taxes	
JUDICIARY		Sale of Acquired Property		Bank Corp. Taxes	21,580.93
Municipal Courts	35,179.00	Other Miscellaneous Revenues	602,079.38	Added and Omitted Taxes	54,528.80
PUBLIC SAFETY		Total	10,751,980.90	Total Taxes Levied - ABSTRACT	8,653,054.60
Fire Protection	87,600.00	Prior Years Surplus Appropriated	214,000.00	Total Taxes Billed	8,664,579.63
Police Protection	572,268.33	REVENUES TOTAL	10,965,980.90	1981 TAXES COLLECTED	8,433,765.53
Civil Defense & Disaster Control	300.00	Reserve For Uncollected Taxes	299,539.12	1981 Taxes Cancelled, Abated or Adjusted	138,144.34
Environmental Inspection & Control	35,296.00			Transfer to Tax Title Liens or Foreclosed	5,140.50
Other Public Safety				Balance Outstanding Dec. 31, 1981	87,529.26
PUBLIC WORKS		CAPITAL OUTLAY TOTAL	1,043,510.32	PRIOR YEARS TAXES OUTSTANDING	
Streets and Drainage	269,449.85	Public Enterprises		Balance January 1, 1981	258,678.48
Sewers and Sewage Processing	682,909.12	Recreation—Culture		Collected in 1981	212,147.33
Garbage and Trash Disposal	296,050.00	Public Works	1,043,510.32	Cancelled, Abated or Adjusted 1981	1,748.05
Public Buildings and Grounds	22,341.91	Buildings and Grounds		Transfers to Tax Title Liens or Foreclosed	
Other Public Works	90,200.00	Library and Education		Balance December 31, 1981	44,783.10
HEALTH and WELFARE		Conservation		TAX TITLE LIENS OUTSTANDING	
Health Services Except Environmental	59,038.38	All Other		Balance January 1, 1981	21,359.63
Welfare Public Assistance	8,100.00			Transfer From Taxes	5,140.50
Hospitals, Clinics, First Aid		CAPITAL DEBT AUTHORIZED, DECEMBER 31, 1981		Redeemed in 1981	
Animal, Insect, & Rodent Control		ISSUED AND UNISSUED GROSS DEBT NET DEBT		Cancelled, Abated or Adjusted (1981)	
Other Welfare Services		School 587,000	821,587	Transfers to Foreclosed Property	
RECREATION and CONSERVATION		Self-liquidating 906,452	2,958,655	Balance December 31, 1981	26,500.13
Beaches and Boardwalks		Other 2,958,655	3,780,242	PROPERTY ACQUIRED BY DEED OR FORECLOSURE	
Parks, Playgrounds, Shade Trees	3,600.00	Total 4,452,107		Balance January 1, 1981	268,200.00
Land Reclamation & Conservation		ISSUED AND OUTSTANDING		Transfers From Taxes or Liens	
Other Recreational Services	111,185.36	School 587,000.00		Sale for Cash (1981)	
EDUCATION (excluding schools)		Self-liquidating 886,000.00		Cancelled, Abated or Adjusted (1981)	
Libraries	132,000.00	Other 2,025,000.00		Balance December 31, 1981	268,200.00
Other Educational Services		Total 3,498,000.00		CURRENT FINANCES DECEMBER 31, 1981	
STATUTORY EXPENDITURES		EQUALIZED VALUATION BASIS FOR NET DEBT COMPUTATION	444,230,330	ASSETS	
Pensions & F. I. C. A.	227,467.93	REAL PROPERTY VALUATIONS		Cash Dec. 31, 1981	1,383,506.50
Employee Fringe Benefits	54,000.00	Code Class # of Parcels % VAL'N		Taxes Receivable	132,312.36
Other Statutory Expenditures	14,000.00	1 Vacant Land 178 1.80	6,704,700.00	Tax Title Liens	26,500.13
CETA And Other Public Employment Programs	11,180.37	2 Residential 4406 66.55	247,888,350.00	Foreclosed Property	268,200.00
MUNICIPAL FUNCTIONS TOTAL	3,739,828.92	3 Farm 13 .64	2,391,700.00	Emergencies & Other Deferred Charges	444,091.28
CAPITAL IMPROVEMENTS *MEMO*	40,000.00	4a Commercial 190 12.11	45,103,900.00	State and Federal Aid Receivable	9,564.43
DEBT SERVICE		4b Industrial 67 13.53	50,404,100.00	Other Receivables	425,450.59
Principal Payments	275,000.00	4c Apartments 16 5.36	19,568,700.00	Total	2,689,625.69
Interest Payments	156,620.25	Total 4870	372,461,450.00	LIABILITIES, RESERVES, AND SURPLUS	
DEFERRED CHARGES	107,918.27	Land Area 2.50 Sq. Miles		Cash Liabilities	1,716,682.70
SCHOOL, COUNTY, SPECIAL DISTRICT TAXES	6,605,098.18	Net Valuation Taxable-Municipal	374,350,036	Reserves for Receivables	852,463.48
RESERVE FOR UNCOLLECTED TAXES	299,539.12	Net Valuation Taxable-County	473,163,693	Surplus Dec. 31, 1981	120,479.51
EXPENDITURES TOTAL	11,184,004.74	State Equalized Valuation	488,703,628	Total	2,689,625.69
		State Equalization Ratio	76.51		

1703

Population 1980 1,290
 Population 1981 1,281
 S & P Rating
 Moody Rating

General Tax Rate Per \$100.

1.92

State Equalized Tax Rate

2.33

ELSNBORO TOWNSHIP - SALEM COUNTY**Form of Government:****Township Committee****Number of Members on Governing Body - 3****PER CAPITA:**

Gross Debt 52.30

Net Debt

Debt Service

Total Tax Levy 348.57

Municipal Expenditures 131.17

PER CENT:

Gross Debt .30

Net Debt

Tax Levy Collected 92.91

Tax Levy Cancelled, Abated

or Adjusted

EXPENDITURES		REVENUES-REALIZED		1981 PROPERTY TAX	
GENERAL GOVERNMENT				STATE EQUALIZED TAX RATE	
Governing Body & Public Boords		1981 Property Taxes Collected	414,854.40	Local District School Taxes 1.46	280,211.24
Municipal Clerk		1981 Payments in Lieu of Taxes		Regional & Consolidated School Tax	
Financial Administration	8,250.00	Delinquent Tax & Lien Collections	26,173.35	School Taxes in Municipal Budget	
Assessment of Taxes	3,400.00	Business Personalty Replacement Taxes	8,728.88	County Taxes .86	164,895.84
Collection of Taxes	4,350.00	Taxes from Public Utilities	69,991.00	County Library Taxes	
Planning, Housing & Development	1,750.00	Other Miscellaneous Tax Revenues		Local Municipal Purpose Taxes	
Human Resources		State Aid Revenues	8,157.11	Veteron & Senior Citizen Taxes	21,470.00
Elections		Federal Aid Revenues		Total Taxes for Rate Computation 2.32	460,581.08
General Administration (other)	25,450.00	State and Local Fiscal Assistance Act Utilized	5,556.00	Special District Taxes	
JUDICIARY		Sale of Acquired Property		Bank Corp. Taxes	
Municipal Courts	3,600.00	Other Miscellaneous Revenues	31,759.74	Added and Omitted Taxes	1,402.52
PUBLIC SAFETY		Total	565,260.48	Total Taxes Levied - ABSTRACT	440,514.00
Fire Protection	8,100.00	Prior Years Surplus Appropriated	67,814.23	Total Taxes Billed	446,514.00
Police Protection	14,500.00	REVENUES TOTAL	633,074.71	1981 TAXES COLLECTED	414,854.40
Civil Defense & Disaster Control	1,300.00	Reserve For Uncollected Taxes	50,953.23	1981 Taxes Cancelled, Abated or Adjusted	
Environmental Inspection & Control	2,300.00			Transfer to Tax Title Liens or Foreclosed	
Other Public Safety		CAPITAL OUTLAY TOTAL	6,558.39	Balance Outstanding Dec. 31, 1981	31,659.60
PUBLIC WORKS				PRIOR YEARS TAXES OUTSTANDING	
Streets and Drainage	25,800.00	Public Enterprises		Balance January 1, 1981	25,763.78
Sewers and Sewage Processing		Recreation—Culture		Collected in 1981	25,763.78
Gorbage and Trash Disposol	12,296.00	Public Works	6,558.39	Cancelled, Abated or Adjusted 1981	
Public Buildings and Grounds		Buildings and Grounds		Transfers to Tax Title Liens or Foreclosed	
Other Public Works		Library and Education		Balance December 31, 1981	
HEALTH and WELFARE		Conservation		TAX TITLE LIENS OUTSTANDING	
Health Services Except Environmental	375.00	All Other		Balance January 1, 1981	5,742.85
Welfare-Public Assistance	1,800.00			Transfer From Taxes	
Hospitals, Clinics, First Aid	300.00	CAPITAL DEBT AUTHORIZED, DECEMBER 31, 1981		Redeemed in 1981	409.57
Animal, Insect, & Radent Control	200.00	ISSUED AND UNISSUED		Cancelled, Abated or Adjusted (1981)	
Other Welfare Services		School	67,000	Transfers to Foreclosed Property	
RECREATION and CONSERVATION		Self-Liquidating		Balance December 31, 1981	5,333.28
Beaches and Boardwalks		Other		PROPERTY ACQUIRED BY DEED OR	
Parks, Playgrounds, Shade Trees		Total	67,000	FORECLOSURE	
Land Reclamation & Conservation				Balance January 1, 1981	1,800.00
Other Recreational Services		ISSUED AND OUTSTANDING		Transfers From Taxes or Liens	
EDUCATION (excluding schools)		School	67,000.00	Sale for Cash (1981)	
Libraries		Self-Liquidating		Cancelled, Abated or Adjusted (1981)	
Other Educational Services		Other		Balance December 31, 1981	1,800.00
STATUTORY EXPENDITURES		Total	67,000.00	CURRENT FINANCES DECEMBER 31, 1981	
Pensions & F. I. C. A.	3,000.00	EQUALIZED VALUATION BASIS		ASSETS	
Employee Fringe Benefits		FOR NET DEBT COMPUTATION	18,595,003	Cash Dec. 31, 1981	261,015.60
Other Statutory Expenditures	300.00	REAL PROPERTY VALUATIONS		Taxes Receivable	31,659.60
CETA And Other Public Employment Programs		Code Class # of Parcels % VAL'N	ASSESSED VALUATION	Tax Title Liens	5,333.28
MUNICIPAL FUNCTIONS TOTAL	117,071.00	1 Vacant Land 149 2.18	500,800.00	Foreclosed Property	1,800.00
CAPITAL IMPROVEMENTS *MEMU*	10,000.00	2 Residential 510 78.87	18,107,300.00	Emergencies & Other Deferred Charges	
DEBT SERVICE		3 Farm 159 13.89	3,188,300.00	State and Federal Aid Receivable	
Principal Payments		4a Commercial 11 5.07	1,163,100.00	Other Receivables	446.40
Interest Payments		4b Industrial		Total	301,254.96
DEFERRED CHARGES		4c Apartments		LIABILITIES, RESERVES, AND SURPLUS	
SCHOOL, COUNTY, SPECIAL DISTRICT TAXES	445,111.08	Total 829	22,559,500.00	Cash Liabilities	157,090.65
RESERVE FOR UNCOLLECTED TAXES	50,953.23	Land Area 13.00 Sq. Miles		Reserves for Receivables	39,839.28
EXPENDITURES TOTAL	613,135.31	Net Valuation Taxable-Municipal	23,203,220	Surplus Dec. 31, 1981	104,525.03
		Net Valuation Taxable-County	19,227,477	Total	301,254.96
		State Equalized Valuation	19,187,202		
		State Equalization Ratio	121.20		

0214

Population 1980 7,793
 Population 1981 7,781
 S & P Rating
 Moody Rating A-1

General Tax Rate Per \$100. 3.21
 State Equalized Tax Rate 2.32

EMERSON BOROUGH - BERGEN COUNTY
Form of Government:
Borough Council
Number of Members on Governing Body - 6

PER CAPITA:

Gross Debt 226.91
 Net Debt 131.77
 Debt Service 15.44
 Total Tax Levy 705.25
 Municipal Expenditures 260.10

PER CENT:

Gross Debt .85
 Net Debt .50
 Tax Levy Collected 96.58
 Tax Levy Cancelled, Abated or Adjusted .34

EXPENDITURES		REVENUES-REALIZED		1981 PROPERTY TAX	
GENERAL GOVERNMENT		1981 Property Taxes Collected		STATE EQUALIZED TAX RATE	
Governing Body & Public Boards			5,299,862.44	Local District School Taxes	1.63
Municipal Clerk				Regional & Consolidated School Tax	
Financial Administration	13,800.00			School Taxes in Municipal Budget	
Assessment of Taxes	7,865.00			County Taxes	.31
Collection of Taxes	14,671.10			County Library Taxes	
Planning, Housing & Development	7,665.00			Local Municipal Purpose Taxes	.36
Human Resources				Veteran & Senior Citizen Taxes	
Elections	4,085.00			Total Taxes for Rate Computation	2.32
General Administration (other)	215,898.00			Special District Taxes	
JUDICIARY				Bank Corp. Taxes	
Municipal Courts	11,745.00			Added and Omitted Taxes	
PUBLIC SAFETY				Total Taxes Levied - ABSTRACT	
Fire Protection	67,806.00			Total Taxes Billed	
Police Protection	516,830.69			1981 TAXES COLLECTED	
Civil Defense & Disaster Control	5,250.00			1981 Taxes Cancelled, Abated or Adjusted	
Environmental Inspection & Control	8,600.00			Transfer to Tax Title Liens or Foreclosed	
Other Public Safety				Balance Outstanding Dec. 31, 1981	
PUBLIC WORKS				PRIOR YEARS TAXES OUTSTANDING	
Streets and Drainage	180,164.00			Balance January 1, 1981	
Sewers and Sewage Processing	100.00			Collected in 1981	
Garbage and Trash Disposal	143,364.00			Cancelled, Abated or Adjusted 1981	
Public Buildings and Grounds	75,418.11			Transfers to Tax Title Liens or Foreclosed	
Other Public Works	45,000.00			Balance December 31, 1981	
HEALTH and WELFARE				TAX TITLE LIENS OUTSTANDING	
Health Services Except Environmental	26,452.44			Balance January 1, 1981	
Welfare-Public Assistance	3,200.00			Transfer From Taxes	
Hospitals, Clinics, First Aid				Redeemed in 1981	
Animal, Insect, & Rodent Control	1,000.00			Cancelled, Abated or Adjusted (1981)	
Other Welfare Services				Transfers to Foreclosed Property	
RECREATION and CONSERVATION				Balance December 31, 1981	
Beaches and Boardwalks				PROPERTY ACQUIRED BY DEED OR FORECLOSURE	
Parks, Playgrounds, Shade Trees	950.00			Balance January 1, 1981	
Land Reclamation & Conservation	670.00			Transfers From Taxes or Liens	
Other Recreational Services	23,250.00			Sale for Cash (1981)	
EDUCATION (excluding schools)				Cancelled, Abated or Adjusted (1981)	
Libraries	58,830.00			Balance December 31, 1981	
Other Educational Services				CURRENT FINANCES DECEMBER 31, 1981	
STATUTORY EXPENDITURES				ASSETS	
Pensions & F. I. C. A	103,209.89			Cash Dec. 31, 1981	
Employee Fringe Benefits	43,949.71			Taxes Receivable	
Other Statutory Expenditures	5,000.00			Tax Title Liens	
CETA And Other Public Employment Programs	10,000.00			Foreclosed Property	
MUNICIPAL FUNCTIONS				Emergencies & Other Deferred Charges	
TOTAL	1,614,773.94			State and Federal Aid Receivable	
CAPITAL IMPROVEMENTS				Other Receivables	
MEMU	10,000.00			Total	
DEBT SERVICE				LIABILITIES, RESERVES, AND SURPLUS	
Principal Payments	67,500.00			Cash Liabilities	
Interest Payments	52,641.43			Reserves for Receivables	
DEFERRED CHARGES				Surplus Dec. 31, 1981	
SCHOOL, COUNTY, SPECIAL DISTRICT TAXES	100,616.10			Total	
RESERVE FOR UNCOLLECTED TAXES	4,577,337.74				
EXPENDITURES					
TOTAL	6,601,179.12				

0215

Population 1980 23,701
 Population 1981 23,666
 S & P Rating AAA
 Moody Rating A

General Tax Rate Per \$100.

4.13

State Equalized Tax Rate

3.44

ENGLEWOOD CITY - BERGEN COUNTY

Form of Government:

Special Charter - (CH 124 - 1978)

Number of Members on Governing Body - 5

PER CAPITA:

Gross Debt 766.32
 Net Debt 573.95
 Debt Service 89.50
 Total Tax Levy 936.81
 Municipal Expenditures 664.71

PER CENT:

Gross Debt 3.16
 Net Debt 2.37
 Tax Levy Collected 95.42
 Tax Levy Cancelled, Abated or Adjusted .34

EXPENDITURES		REVENUES-REALIZED		1981 PROPERTY TAX	
GENERAL GOVERNMENT				STATE EQUALIZED TAX RATE	
Governing Body & Public Boards	16,266.00	1981 Property Taxes Collected	21,144,420.22	Local District School Taxes	1.45
Municipal Clerk	109,858.11	1981 Payments in Lieu of Taxes	17,148.41	Regional & Consolidated School Tax	
Financial Administration	141,937.52	Delinquent Tax & Lien Collections	571,760.38	School Taxes in Municipal Budget	.10
Assessment of Taxes	62,374.25	Business Personality Replacement Taxes	648,250.56	County Taxes	.33
Collection of Taxes	54,025.00	Taxes from Public Utilities	1,635,782.00	County Library Taxes	
Planning, Housing & Development	67,791.00	Other Miscellaneous Tax Revenues		Local Municipal Purpose Taxes	1.55
Human Resources	15,000.00	State Aid Revenues	213,139.53	Veteran & Senior Citizen Taxes	
Elections		Federal Aid Revenues	91,475.30	Total Taxes for Rate Computation	3.43
General Administration (other)	1,175,255.22	State and Local Fiscal Assistance Act Utilized	388,255.00	Special District Taxes	
JUDICIARY		Sale of Acquired Property		Bank Corp. Taxes	43,077.45
Municipal Courts	120,525.04	Other Miscellaneous Revenues	1,228,422.16	Added and Omitted Taxes	8,995.14
PUBLIC SAFETY		Total	26,338,653.56	Total Taxes Levied - ABSTRACT	22,170,435.53
Fire Protection	1,377,535.00	Prior Years Surplus Appropriated	58,397.00	Total Taxes Billed	22,159,723.50
Police Protection	2,688,802.03	REVENUES	26,397,050.56	1981 TAXES COLLECTED	21,144,420.22
Civil Defense & Disaster Control	2,755.00	Reserve For Uncollected Taxes	1,102,650.75	1981 Taxes Cancelled, Abated or Adjusted	76,208.14
Environmental Inspection & Control	169,593.20	CAPITAL OUTLAY	502,849.75	Transfer to Tax Title Liens or Foreclosed	104,760.20
Other Public Safety		TOTAL		Balance Outstanding Dec. 31, 1981	834,334.54
PUBLIC WORKS				PRIOR YEARS TAXES OUTSTANDING	
Streets and Drainage	989,841.32	Public Enterprises	8,847.00	Balance January 1, 1981	866,267.54
Sewers and Sewage Processing	558,490.97	Recreation—Culture	27,525.89	Collected in 1981	840,436.75
Garbage and Trash Disposal	730,433.32	Public Works	600,471.98	Cancelled, Abated or Adjusted 1981	13,783.09
Public Buildings and Grounds	788,509.86	Buildings and Grounds	194,301.66	Transfers to Tax Title Liens or Foreclosed	12,291.13
Other Public Works	179,570.84	Library and Education	71,703.22	Balance December 31, 1981	1,556.57
HEALTH and WELFARE		Conservation		TAX TITLE LIENS OUTSTANDING	
Health Services Except Environmental	351,693.00	All Other		Balance January 1, 1981	235,034.33
Welfare-Public Assistance	93,745.25	CAPITAL DEBT AUTHORIZED, DECEMBER 31, 1981		Transfer From Taxes	117,535.85
Hospitals, Clinics, First Aid		ISSUED AND UNISSUED		Redeemed in 1981	131,123.63
Animal, Insect, & Rodent Control	33,951.76	School	4,552,450	Cancelled, Abated or Adjusted (1981)	
Other Welfare Services	40,180.00	Self-liquidating	13,583,171	Transfers to Foreclosed Property	
RECREATION and CONSERVATION		Other	13,583,171	Balance December 31, 1981	221,450.55
Beaches and Boardwalks		Total	18,135,621	PROPERTY ACQUIRED BY DEED OR FORECLOSURE	
Parks, Playgrounds, Shade Trees	235,461.94	ISSUED AND OUTSTANDING		Balance January 1, 1981	469,279.00
Land Reclamation & Conservation	10,585.00	School	4,507,000.00	Transfers From Taxes or Liens	
Other Recreational Services	229,460.65	Self-liquidating		Sale for Cash (1981)	
EDUCATION (excluding schools)		Other	13,435,203.00	Cancelled, Abated or Adjusted (1981)	
Libraries	480,024.86	Total	17,942,203.00	Balance December 31, 1981	469,279.00
Other Educational Services	10,000.00	EQUALIZED VALUATION BASIS		CURRENT FINANCES DECEMBER 31, 1981	
STATUTORY EXPENDITURES		FOR NET DEBT COMPUTATION	573,391,313	ASSETS	
Pensions & F. I. C. A.	1,225,656.30	REAL PROPERTY VALUATIONS		Cash Dec. 31, 1981	1,537,895.65
Employee Fringe Benefits	312,000.00	Code Class # of Parcels % VAL'N		Taxes Receivable	835,891.51
Other Statutory Expenditures	25,000.00	1 Vacant Land 187 1.44		Tax Title Liens	221,450.55
CETA And Other Public Employment Programs	72,784.36	2 Residential 5052 67.80		Foreclosed Property	469,279.00
MUNICIPAL FUNCTIONS		3 Farm		Emergencies & Other Deferred Charges	414,295.79
CAPITAL IMPROVEMENTS *MEMU*	51,976.00	4a Commercial 382 12.32		State and Federal Aid Receivable	19,750.85
DEBT SERVICE		4b Industrial 150 12.58		Other Receivables	176,507.70
Principal Payments	913,806.00	4c Apartments 64 5.86		Total	3,675,071.05
Interest Payments	1,204,297.74	Total 5835		LIABILITIES, RESERVES, AND SURPLUS	
TYPE 1 SCHL DEBT *MEMU	641,039.50	Land Area 4.90 Sq. Miles		Cash Liabilities	1,399,446.00
DEFERRED CHARGES	133,158.75	Net Valuation Taxable-Municipal	536,337,248	Reserves for Receivables	1,703,128.76
SCHOOL, COUNTY, SPECIAL DISTRICT TAXES	12,119,774.08	Net Valuation Taxable-County	609,112,069	Surplus Dec. 31, 1981	572,496.29
RESERVE FOR UNCOLLECTED TAXES	1,102,650.75	State Equalized Valuation	641,019,052	Total	3,675,071.05
EXPENDITURES		State Equalization Ratio	83.37		
TOTAL	21,850,800.12				

Population 1980 5,698
 Population 1981 5,756
 S & P Rating
 Moody Rating AA

General Tax Rate Per \$100. 1.92
 State Equalized Tax Rate 1.25

ENGLEWOOD CLIFFS BORO. - BERGEN CO.
Form of Government:
Borough Council
Number of Members on Governing Body - 6

PER CAPITA:
 Gross Debt 655.59
 Net Debt 552.13
 Debt Service 41.19
 Total Tax Levy 1,029.35
 Municipal Expenditures 509.41

PER CENT:
 Gross Debt .91
 Net Debt .76
 Tax Levy Collected 98.27
 Tax Levy Cancelled, Abated or Adjusted .13

EXPENDITURES		REVENUES-REALIZED		1981 PROPERTY TAX	
GENERAL GOVERNMENT				STATE EQUALIZED TAX RATE → .58	
Governing Body & Public Boards	11,000.00	1981 Property Taxes Collected	5,802,423.03	Local District School Taxes	2,736,539.00
Municipal Clerk		1981 Payments in Lieu of Taxes		Regional & Consolidated School Tax	
Financial Administration	11,720.00	Delinquent Tax & Lien Collections	116,040.50	School Taxes in Municipal Budget	
Assessment of Taxes	16,120.00	Business Personalty Replacement Taxes	296,157.32	County Taxes	1,559,087.36
Collection of Taxes	31,960.00	Taxes from Public Utilities	470,220.00	County Library Taxes	
Planning, Housing & Development	16,345.00	Other Miscellaneous Tax Revenues	30,000.00	Local Municipal Purpose Taxes	1,555,056.77
Human Resources	5,500.00	State Aid Revenues	40,044.01	Veteran & Senior Citizen Taxes	30,550.00
Elections		Federal Aid Revenues		Total Taxes for Rate Computation	1.25 5,921,673.13
General Administration (other)	272,325.00	State and Local Fiscal Assistance Act Utilized	45,549.00	Special District Taxes	
JUDICIARY		Sale of Acquired Property		Bank Corp. Taxes	21,640.15
Municipal Courts	23,302.00	Other Miscellaneous Revenues	354,472.71	Added and Omitted Taxes	11,989.17
PUBLIC SAFETY		Total	7,154,946.57	Total Taxes Levied - ABSTRACT	5,924,952.45
Fire Protection	66,225.00	Prior Years Surplus Appropriated	174,334.00	Total Taxes Billed	5,904,774.06
Police Protection	825,895.00	REVENUES	TOTAL 7,329,280.57	1981 TAXES COLLECTED	5,802,423.03
Civil Defense & Disaster Control	600.00	Reserve For Uncollected Taxes	236,000.00	1981 Taxes Cancelled, Abated or Adjusted	7,812.48
Environmental Inspection & Control	17,575.00	CAPITAL OUTLAY	TOTAL 491,367.50	Transfer to Tax Title Liens or Foreclosed	
Other Public Safety		Public Enterprises		Balance Outstanding Dec. 31, 1981	54,538.55
PUBLIC WORKS		Recreation—Culture		PRIOR YEARS TAXES OUTSTANDING	
Streets and Drainage	366,217.21	Public Works	151,878.40	Balance January 1, 1981	117,373.92
Sewers and Sewage Processing	226,026.24	Buildings and Grounds	339,469.50	Collected in 1981	116,040.50
Garbage and Trash Disposal	95,000.00	Library and Education		Cancelled, Abated or Adjusted 1981	1,333.42
Public Buildings and Grounds	26,500.00	Conservation		Transfers to Tax Title Liens or Foreclosed	
Other Public Works	90,250.00	All Other		Balance December 31, 1981	
HEALTH and WELFARE		CAPITAL DEBT AUTHORIZED, DECEMBER 31, 1981		TAX TITLE LIENS OUTSTANDING	
Health Services Except Environmental	23,701.00	ISSUED AND UNISSUED		Balance January 1, 1981	
Welfare-Public Assistance	1,150.00	School	548,000	Transfer From Taxes	
Hospitals, Clinics, First Aid		Self-liquidating		Redeemed in 1981	
Animal, Insect, & Rodent Control		Other	3,225,553	Cancelled, Abated or Adjusted (1981)	
Other Welfare Services		Total	3,773,553	Transfers to Foreclosed Property	
RECREATION and CONSERVATION		ISSUED AND OUTSTANDING		Balance December 31, 1981	
Beaches and Boardwalks		School	548,000.00	PROPERTY ACQUIRED BY DEED OR FORECLOSURE	
Parks, Playgrounds, Shade Trees	45,810.00	Self-Liquidating		Balance January 1, 1981	39,528.00
Land Reclamation & Conservation		Other	2,655,400.00	Transfers From Taxes or Liens	
Other Recreational Services	500.00	Total	3,203,400.00	Sale for Cash (1981)	
EDUCATION (excluding schools)		EQUALIZED VALUATION BASIS		Cancelled, Abated or Adjusted (1981)	
Libraries	64,400.00	FOR NET DEBT COMPUTATION	416,474,750	Balance December 31, 1981	39,528.00
Other Educational Services		REAL PROPERTY VALUATIONS		CURRENT FINANCES DECEMBER 31, 1981	
STATUTORY EXPENDITURES		Code Class # of Parcels % VAL'N	ASSESSED VALUATION	ASSETS	
Pensions & F. I. C. A.	146,532.27	1 Vacant Land 169 3.48	10,639,400.00	Cash Dec. 31, 1981	947,926.82
Employee Fringe Benefits	51,322.00	2 Residential 1725 49.64	151,557,100.00	Taxes Receivable	54,536.55
Other Statutory Expenditures	5,000.00	3 Farm		Tax Title Liens	
CETA And Other Public Employment Programs		4a Commercial 101 46.63	142,413,600.00	Foreclosed Property	39,528.00
MUNICIPAL FUNCTIONS		4b Industrial 1 .03	90,000.00	Emergencies & Other Deferred Charges	7,860.00
CAPITAL IMPROVEMENTS *MEMU*	50,000.00	4c Apartments 2 .21	653,000.00	State and Federal Aid Receivable	30,000.00
DEBT SERVICE		Total 1998	305,353,100.00	Other Receivables	15,212.56
Principal Payments	100,000.00	Land Area 1.80 Sq. Miles		Total	1,135,065.93
Interest Payments	157,110.24	Net Valuation Taxable-Municipal	306,915,680	LIABILITIES, RESERVES, AND SURPLUS	
DEFERRED CHARGES		Net Valuation Taxable-County	437,315,118	Cash Liabilities	286,099.33
SCHOOL, COUNTY, SPECIAL DISTRICT TAXES	8,063.19	State Equalized Valuation	471,502,528	Reserves for Receivables	149,279.11
RESERVE FOR UNCOLLECTED TAXES	236,000.00	State Equalization Ratio	64.50	Surplus Dec. 31, 1981	694,687.49
EXPENDITURES				Total	1,135,065.93
TOTAL	7,228,171.51				

Population 1980 976
Population 1981 579
S & P Rating
Moody Rating

General Tax Rate Per \$100. 5.64
State Equalized Tax Rate 2.81

ENGLISHTOWN BORO. - MONMOUTH CO.
Form of Government:
Borough Council
Number of Members on Governing Body - 6

PER CAPITA:
Gross Debt 1,126.78
Net Debt 479.43
Debt Service
Total Tax Levy 504.07
Municipal Expenditures 244.30

PER CENT:
Gross Debt 7.41
Net Debt 3.15
Tax Levy Collected 91.37
Tax Levy Cancelled, Abated or Adjusted

EXPENDITURES		REVENUES-REALIZED		1981 PROPERTY TAX	
GENERAL GOVERNMENT				STATE EQUALIZED TAX RATE	
Governing Body & Public Boards	1,000.00	1981 Property Taxes Collected		Local District School Taxes	
Municipal Clerk	12,300.00	1981 Payments in Lieu of Taxes		Regional & Consolidated School Tax 1.87	
Financial Administration	6,775.00	Delinquent Tax & Lien Collections		School Taxes in Municipal Budget	
Assessment of Taxes	1,975.00	Business Personalty Replacement Taxes		County Taxes .52	
Collection of Taxes	1,450.00	Taxes from Public Utilities		County Library Taxes .02	
Planning, Housing & Development	3,500.00	Other Miscellaneous Tax Revenues		Local Municipal Purpose Taxes .39	
Human Resources		State Aid Revenues		Veteran & Senior Citizen Taxes	
Elections	700.00	Federal Aid Revenues		Total Taxes for Rate Computation 2.80	
General Administration (other)	42,515.91	State and Local Fiscal Assistance Act Utilized		Special District Taxes	
JUDICIARY		Sole of Acquired Property		Bank Corp. Taxes	
Municipal Courts	7,550.00	Other Miscellaneous Revenues		Added and Omitted Taxes	
PUBLIC SAFETY		Total		Total Taxes Levied - ABSTRACT	
Fire Protection	8,500.00	Prior Years Surplus Appropriated		Total Taxes Billed	
Police Protection	23,000.00	REVENUES		1981 TAXES COLLECTED	
Civil Defense & Disaster Control		Reserve For Uncollected Taxes		1981 Taxes Cancelled, Abated or Adjusted	
Environmental Inspection & Control	5,900.00	CAPITAL OUTLAY		Transfer to Tax Title Liens or Foreclosed	
Other Public Safety		TOTAL		Balance Outstanding Dec. 31, 1981	
PUBLIC WORKS				PRIOR YEARS TAXES OUTSTANDING	
Streets and Drainage	14,000.00	Public Enterprises		Balance January 1, 1981	
Sewers and Sewage Processing		Recreation—Culture		Collected in 1981	
Garbage and Trash Disposal	12,200.00	Public Works		Cancelled, Abated or Adjusted 1981	
Public Buildings and Grounds	18,236.04	Buildings and Grounds		Transfers to Tax Title Liens or Foreclosed	
Other Public Works		Library and Education		Balance December 31, 1981	
HEALTH and WELFARE		Conservation		TAX TITLE LIENS OUTSTANDING	
Health Services Except Environmental		All Other		Balance January 1, 1981	
Welfare-Public Assistance	2,900.00	CAPITAL DEBT AUTHORIZED, DECEMBER 31, 1981		Transfer From Taxes	
Hospitals, Clinics, First Aid	500.00	ISSUED AND UNISSUED		Redeemed in 1981	
Animal, Insect, & Rodent Control	100.00	GROSS DEBT		Cancelled, Abated or Adjusted (1981)	
Other Welfare Services		NET DEBT		Transfers to Foreclosed Property	
RECREATION and CONSERVATION				Balance December 31, 1981	
Beaches and Boardwalks		School		PROPERTY ACQUIRED BY DEED OR	
Parks, Playgrounds, Shade Trees		Self-liquidating		FORECLOSURE	
Land Reclamation & Conservation		Other		Balance January 1, 1981	
Other Recreational Services	1,250.00	Total		Transfers From Taxes or Liens	
EDUCATION (excluding schools)				Sale for Cash (1981)	
Libraries		ISSUED AND OUTSTANDING		Cancelled, Abated or Adjusted (1981)	
Other Educational Services		School		Balance December 31, 1981	
STATUTORY EXPENDITURES		Self-Liquidating		CURRENT FINANCES DECEMBER 31, 1981	
Pensions & F. I. C. A.	6,880.00	Other		ASSETS	
Employee Fringe Benefits	3,200.00	Total		Cash Dec. 31, 1981	
Other Statutory Expenditures	2,440.00	EQUALIZED VALUATION BASIS		Taxes Receivable	
CETA And Other Public Employment Programs		FOR NET DEBT COMPUTATION		Tax Title Liens	
MUNICIPAL FUNCTIONS		REAL PROPERTY VALUATIONS		Foreclosed Property	
CAPITAL IMPROVEMENTS				Emergencies & Other Deferred Charges	
DEBT SERVICE				State and Federal Aid Receivable	
Principal Payments				Other Receivables	
Interest Payments				Total	
DEFERRED CHARGES				LIABILITIES, RESERVES, AND SURPLUS	
SCHOOL, COUNTY, SPECIAL DISTRICT TAXES	17,967.66			Cash Liabilities	
RESERVE FOR UNCOLLECTED TAXES	423,209.28			Reserves for Receivables	
EXPENDITURES				Surplus Dec. 31, 1981	
TOTAL	664,442.86			TOTAL	

0706

Population 1980 2,363
 Population 1981 2,351
 S & P Rating
 Moody Rating

General Tax Rate Per \$100. 4.74
 State Equalized Tax Rate 2.53

ESSEX FELLS TOWNSHIP – ESSEX COUNTY
Form of Government:
Borough Council
Number of Members on Governing Body – 6

PER CAPITA
 Gross Debt 287.24
 Net Debt 12.76
 Debt Service
 Total Tax Levy 1,373.38
 Municipal Expenditures 403.61

PER CENT:
 Gross Debt .60
 Net Debt .03
 Tax Levy Collected 98.64
 Tax Levy Cancelled, Abated or Adjusted .05

EXPENDITURES		REVENUES-REALIZED		1981 PROPERTY TAX	
GENERAL GOVERNMENT				STATE EQUALIZED TAX RATE	
Governing Body & Public Boards		1981 Property Taxes Collected	3,186,003.45	Local District School Taxes .46	584,760.00
Municipal Clerk		1981 Payments in Lieu of Taxes		Regional & Consolidated School Tax .71	905,862.49
Financial Administration	25,322.28	Delinquent Tax & Lien Collections	43,662.05	School Taxes in Municipal Budget	
Assessment of Taxes	6,802.39	Business Personalty Replacement Taxes	6,004.24	County Taxes 1.09	1,388,290.56
Collection of Taxes	3,938.00	Taxes from Public Utilities	175,055.75	County Library Taxes	
Planning, Housing & Development	1,900.00	Other Miscellaneous Tax Revenues	18,000.00	Local Municipal Purpose Taxes .27	341,033.00
Human Resources		State Aid Revenues	17,089.49	Veteran & Senior Citizen Taxes	9,600.00
Elections	707.61	Federal Aid Revenues		Total Taxes for Rate Computation 2.53	3,229,546.05
General Administration (other)	98,427.00	State and Local Fiscal Assistance Act Utilized	10,441.78	Special District Taxes	
JUDICIARY		Sale of Acquired Property	17,000.00	Bank Corp. Taxes	
Municipal Courts	10,954.00	Other Miscellaneous Revenues	290,407.28	Added and Omitted Taxes	8,859.06
PUBLIC SAFETY		Total	3,763,704.04	Total Taxes Levied - ABSTRACT	3,228,605.11
Fire Protection	26,108.00	Prior Years Surplus Appropriated	302,000.00	Total Taxes Billed	3,229,779.12
Police Protection	288,530.98	REVENUES TOTAL	4,065,704.04	1981 TAXES COLLECTED	3,166,003.45
Civil Defense & Disaster Control	150.00	Reserve For Uncollected Taxes	315,401.22	1981 Taxes Cancelled, Abated or Adjusted	1,040.04
Environmental Inspection & Control	3,736.00			Transfer to Tax Title Liens or Foreclosed	
Other Public Safety				Balance Outstanding Dec. 31, 1981	42,135.63
PUBLIC WORKS		CAPITAL OUTLAY TOTAL		PRIOR YEARS TAXES OUTSTANDING	
Streets and Drainage	147,988.78	Public Enterprises		Balance January 1, 1981	34,892.81
Sewers and Sewage Processing	50,292.00	Recreation—Culture		Collected in 1981	33,070.52
Garbage and Trash Disposal		Public Works		Cancelled, Abated or Adjusted 1981	
Public Buildings and Grounds	22,857.00	Buildings and Grounds		Transfers to Tax Title Liens or Foreclosed	
Other Public Works		Library and Education		Balance December 31, 1981	1,822.29
HEALTH and WELFARE		Conservation		TAX TITLE LIENS OUTSTANDING	
Health Services Except Environmental	4,657.20	All Other		Balance January 1, 1981	10,591.53
Welfare-Public Assistance	2,671.00			Transfer From Taxes	
Hospitals, Clinics, First Aid		CAPITAL DEBT AUTHORIZED, DECEMBER 31, 1981		Redeemed in 1981	10,591.53
Animal, Insect, & Rodent Control		ISSUED AND UNISSUED		Cancelled, Abated or Adjusted (1981)	
Other Welfare Services		School	645,311	Transfers to Foreclosed Property	
RECREATION and CONSERVATION		Self-liquidating		Balance December 31, 1981	
Beaches and Boardwalks		Other	30,000	PROPERTY ACQUIRED BY DEED OR	
Parks, Playgrounds, Shade Trees		Total	675,311	FORECLOSURE	
Land Reclamation & Conservation	18,586.52	ISSUED AND OUTSTANDING		Balance January 1, 1981	116,900.00
Other Recreational Services		School	645,311.60	Transfers From Taxes or Liens	
EDUCATION (excluding schools)		Self-Liquidating		Sale for Cash (1981)	115,000.00
Libraries		Other		Cancelled, Abated or Adjusted (1981)	
Other Educational Services		Total	645,311.60	Balance December 31, 1981	1,900.00
STATUTORY EXPENDITURES		EQUALIZED VALUATION BASIS		CURRENT FINANCES DECEMBER 31, 1981	
Pensions & F. I. C. A	55,319.02	FOR NET DEBT COMPUTATION	112,080,620	ASSETS	
Employee Fringe Benefits		REAL PROPERTY VALUATIONS		Cash Dec. 31, 1981	1,453,042.27
Other Statutory Expenditures	1,600.00	Code Class # of Parcels % VAL'N		Taxes Receivable	43,957.92
CETA And Other Public Employment Programs		1 Vacant Land 36 1.23	835,100.00	Tax Title Liens	
MUNICIPAL FUNCTIONS TOTAL	774,547.78	2 Residential 723 96.25	65,182,400.00	Foreclosed Property	1,900.00
CAPITAL IMPROVEMENTS *MEMO*	23,102.00	3 Farm		Emergencies & Other Deferred Charges	99.50
DEBT SERVICE		4a Commercial 6 2.52	1,704,600.00	State and Federal Aid Receivable	18,000.00
Principal Payments		4b Industrial		Other Receivables	426.99
Interest Payments		4c Apartments		Total	1,517,426.68
DEFERRED CHARGES		Total 765	67,722,100.00	LIABILITIES, RESERVES, AND SURPLUS	
SCHOOL, COUNTY, SPECIAL DISTRICT TAXES	2,878,913.05	Land Area 1.30 Sq. Miles		Cash Liabilities	1,019,615.23
RESERVE FOR UNCOLLECTED TAXES	315,401.22	Net Valuation Taxable-Municipal	67,951,900	Reserves for Receivables	46,284.51
EXPENDITURES TOTAL	3,968,862.05	Net Valuation Taxable-County	115,043,591	Surplus Dec. 31, 1981	451,526.54
		State Equalized Valuation	127,097,728	Total	1,517,426.68
		State Equalization Ratio	53.38		

Population 1980 848
Population 1981 867
S & P Rating
Moody Rating

General Tax Rate Per \$100. 3.28
State Equalized Tax Rate 2.02

ESTELL MANOR CITY – ATLANTIC COUNTY
Form of Government:
Small Municipality Plan D (OMCL 50)
Number of Members on Governing Body – 5

PER CENT:
Gross Debt 289.50
Net Debt
Debt Service
Total Tax Levy 676.04
Municipal Expenditures 357.5d
PER CENT:
Gross Debt 1.02
Net Debt
Tax Levy Collected 89.96
Tax Levy Cancelled, Abated or Adjusted

EXPENDITURES		REVENUES-REALIZED		1981 PROPERTY TAX	
GENERAL GOVERNMENT				STATE EQUALIZED TAX RATE $\frac{1.52}{2.02}$	
Governing Body & Public Boards		1981 Property Taxes Collected	527,472.47	Local District School Taxes	437,242.10
Municipal Clerk		1981 Payments in Lieu of Taxes		Regional & Consolidated School Tax	
Financial Administration	9,150.00	Delinquent Tax & Lien Collections	30,105.04	School Taxes in Municipal Budget	
Assessment of Taxes	8,800.00	Business Personalty Replacement Taxes	7,679.48	County Taxes	* 138,126.50
Collection of Taxes	18,250.00	Taxes from Public Utilities	139,352.00	County Library Taxes	6,619.72
Planning, Housing & Development	22,640.00	Other Miscellaneous Tax Revenues		Local Municipal Purpose Taxes	
Human Resources		State Aid Revenues	13,456.02	Veteran & Senior Citizen Taxes	10,900.00
Elections		Federal Aid Revenues		Total Taxes for Rate Computation	592,886.32
General Administration (other)	46,810.00	State and Local Fiscal Assistance Act Utilized	11,551.82	Special District Taxes	
JUDICIARY		Sale of Acquired Property	50.00	Bank Corp. Taxes	
Municipal Courts	6,355.00	Other Miscellaneous Revenues	82,184.74	Added and Omitted Taxes	4,140.46
PUBLIC SAFETY		Total	811,851.57	Total Taxes Levied - ABSTRACT	586,128.78
Fire Protection	6,700.00	Prior Years Surplus Appropriated	162,022.21	Total Taxes Billed	586,311.60
Police Protection	4,087.50	REVENUES TOTAL	973,873.78	1981 TAXES COLLECTED	527,472.47
Civil Defense & Disaster Control	1,150.00	Reserve For Uncollected Taxes	58,124.21	1981 Taxes Cancelled, Abated or Adjusted	22.96
Environmental Inspection & Control	450.00			Transfer to Tax Title Liens or Foreclosed	13,987.55
Other Public Safety				Balance Outstanding Dec. 31, 1981	44,828.62
PUBLIC WORKS		CAPITAL OUTLAY TOTAL		PRIOR YEARS TAXES OUTSTANDING	
Streets and Drainage	67,201.82	Public Enterprises		Balance January 1, 1981	30,619.76
Sewers and Sewage Processing		Recreation—Culture		Collected in 1981	27,633.34
Garbage and Trash Disposal	9,000.00	Public Works		Cancelled, Abated or Adjusted 1981	
Public Buildings and Grounds	35,300.00	Buildings and Grounds		Transfers to Tax Title Liens or Foreclosed	986.42
Other Public Works		Library and Education		Balance December 31, 1981	
HEALTH and WELFARE		Conservation		TAX TITLE LIENS OUTSTANDING	
Health Services Except Environmental	850.00	All Other		Balance January 1, 1981	98,207.13
Welfare-Public Assistance	900.00			Transfer From Taxes	15,258.36
Hospitals, Clinics, First Aid		CAPITAL DEBT AUTHORIZED, DECEMBER 31, 1981		Redeemed in 1981	471.70
Animal, Insect, & Rodent Control		ISSUED AND UNISSUED		Cancelled, Abated or Adjusted (1981)	
Other Welfare Services		School	251,000	Transfers to Foreclosed Property	
RECREATION and CONSERVATION		Self-Liquidating		Balance December 31, 1981	112,993.79
Beaches and Boardwalks		Other		PROPERTY ACQUIRED BY DEED OR FORECLOSURE	
Parks, Playgrounds, Shade Trees		Total	251,000	Balance January 1, 1981	273,825.00
Land Reclamation & Conservation				Transfers From Taxes or Liens	
Other Recreational Services	1,700.00	ISSUED AND OUTSTANDING		Sale for Cash (1981)	
EDUCATION (excluding schools)		School	251,000.00	Cancelled, Abated or Adjusted (1981)	
Libraries		Self-Liquidating		Balance December 31, 1981	273,825.00
Other Educational Services		Other		CURRENT FINANCES DECEMBER 31, 1981	
STATUTORY EXPENDITURES		Total	251,000.00	ASSETS	
Pensions & F. I. C. A.	7,650.00	EQUALIZED VALUATION BASIS		Cash Dec. 31, 1981	575,301.10
Employee Fringe Benefits		FOR NET DEBT COMPUTATION	24,617,302	Taxes Receivable	44,828.62
Other Statutory Expenditures	900.00	REAL PROPERTY VALUATIONS		Tax Title Liens	112,993.79
CETA And Other Public Employment Programs		Code Class # of Parcels % VAL'N	ASSESSED VALUATION	Foreclosed Property	273,825.00
MUNICIPAL FUNCTIONS TOTAL	251,894.32	1 Vacant Land 1873 46.67	8,154,965.00	Emergencies & Other Deferred Charges	
CAPITAL IMPROVEMENTS *MEMU*	5,000.00	2 Residential 296 38.98	6,812,343.00	State and Federal Aid Receivable	
DEBT SERVICE		3 Farm 76 9.34	1,631,399.00	Other Receivables	4,165.31
Principal Payments		4a Commercial 15 3.14	548,760.00	Total	1,011,173.82
Interest Payments		4b Industrial 5 1.35	235,730.00	LIABILITIES, RESERVES, AND SURPLUS	
		4c Apartments 1 .52	91,180.00	Cash Liabilities	352,898.27
		Total 2206	17,474,377.00	Reserves for Receivables	435,812.72
DEFERRED CHARGES		Land Area 53.75 Sq. Miles		Surplus Dec. 31, 1981	222,462.83
SCHOOL, COUNTY, SPECIAL DISTRICT TAXES	581,988.32	Net Valuation Taxable-Municipal	17,749,117	Total	1,011,173.82
RESERVE FOR UNCOLLECTED TAXES	58,124.21	Net Valuation Taxable-County	26,215,615		
EXPENDITURES TOTAL	892,006.85	State Equalized Valuation	28,605,442		
		State Equalization Ratio	61.68		

Population 1980 21,508
 Population 1981 22,203
 S & P Rating
 Moody Rating BAA-1

General Tax Rate Per \$100.
 2.30
 State Equalized Tax Rate
 2.16

EVESHAM TOWNSHIP - BURLINGTON CO.

Form of Government:

Council-Manager Plan B (OMCL 50)

Number of Members on Governing Body - 5

PER CAPITAL: Gross Debt 648.75 PER CENT: Gross Debt 3.42
 Net Debt 280.21 Net Debt 1.48
 Debt Service 25.84 Tax Levy Collected 95.42
 Total Tax Levy 223.93 Tax Levy Cancelled, Abated
 Municipal Expenditures 217.05 or Adjusted .70

EXPENDITURES		REVENUES-REALIZED		1981 PROPERTY TAX	
GENERAL GOVERNMENT				STATE EQUALIZED TAX RATE →	
Governing Body & Public Boards	18,200.00	1981 Property Taxes Collected	11,092,458.85	Local District School Taxes .84	4,224,503.00
Municipal Clerk	58,117.04	1981 Payments in Lieu of Taxes		Regional & Consolidated School Tax .57	2,859,885.46
Financial Administration	119,304.00	Delinquent Tax & Lien Collections	424,654.07	School Taxes in Municipal Budget	
Assessment of Taxes	93,550.00	Business Personalty Replacement Taxes	100,223.12	County Taxes .54	2,740,008.40
Collection of Taxes	75,950.00	Taxes from Public Utilities	1,370,652.00	County Library Taxes .03	150,352.46
Planning, Housing & Development	135,013.05	Other Miscellaneous Tax Revenues		Local Municipal Purpase Taxes .18	893,373.80
Human Resources	7,428.00	State Aid Revenues	155,791.14	Veteran & Senior Citizen Taxes	102,200.00
Elections		Federal Aid Revenues	14,669.17	Total Taxes for Rate Computation 2.16	11,010,323.12
General Administration (other)	552,760.00	State and Local Fiscal Assistance Act Utilized	213,448.80	Special District Taxes	419,880.00
JUDICIARY		Sale of Acquired Property		Bank Corp. Taxes	19,601.25
Municipal Courts	32,785.00	Other Miscellaneous Revenues	583,460.50	Added and Omitted Taxes	285,123.64
PUBLIC SAFETY		Total	14,355,357.65	Total Taxes Levied - ABSTRACT	11,632,728.01
Fire Protection		Prior Years Surplus Appropriated	545,369.00	Total Taxes Billed	11,624,587.40
Police Protection	900,216.55	REVENUES TOTAL	15,304,726.65	1981 TAXES COLLECTED	11,092,458.85
Civil Defense & Disaster Contral		Reserve For Uncollected Taxes	687,861.70	1981 Taxes Cancelled, Abated or Adjusted	81,605.27
Environmental Inspection & Contral	63,925.00	CAPITAL OUTLAY TOTAL	529,763.97	Transfer to Tax Title Liens or Foreclosed	75,328.02
Other Public Safety		Public Enterprises	85,540.00	Balance Outstanding Dec. 31, 1981	375,195.26
PUBLIC WORKS		Recreation—Culture		PRIOR YEARS TAXES OUTSTANDING	
Streets and Drainage	634,402.33	Public Works	442,879.97	Balance January 1, 1981	485,301.40
Sewers and Sewage Processing		Buildings and Grounds	1,344.00	Collected in 1981	433,801.07
Garbage and Trash Disposal	195,635.00	Library and Education		Cancelled, Abated or Adjusted 1981	11,748.31
Public Buildings and Grounds	90,525.00	Conservation		Transfers to Tax Title Liens or Foreclosed	27,832.63
Other Public Works	5,935.00	All Other		Balance December 31, 1981	11,919.39
HEALTH and WELFARE		CAPITAL DEBT AUTHORIZED, DECEMBER 31, 1981		TAX TITLE LIENS OUTSTANDING	
Health Services Except Environmental	8,745.00	ISSUED AND UNISSUED		Balance January 1, 1981	122,930.12
Welfare-Public Assistance	14,935.00	Schaal	7,918,846	Transfer From Taxes	106,952.34
Hospitals, Clinics, First Aid		Self-liquidating	104,500	Redeemed in 1981	31,043.44
Animal, Insect, & Radent Contral		Other	6,380,835	Cancelled, Abated or Adjusted (1981)	
Other Welfare Services		Total	14,404,182	Transfers to Foreclosed Property	
RECREATION and CONSERVATION		ISSUED AND OUTSTANDING		Balance December 31, 1981	198,839.02
Beaches and Boardwalks	140.00	School	7,918,846.32	PROPERTY ACQUIRED BY DEED OR	
Parks, Playgrounds, Shade Trees	260.00	Self-Liquidating		FORECLOSURE	
Land Reclamation & Conservation	103,350.00	Other	4,017,000.00	Balance January 1, 1981	258,232.05
Other Recreational Services		Total	11,935,846.32	Transfers From Taxes or Liens	
EDUCATION (excluding schaals)		EQUALIZED VALUATION BASIS		Sale for Cash (1981)	
Libraries	44,000.00	FOR NET DEBT COMPUTATION	420,617,435	Cancelled, Abated or Adjusted (1981)	
Other Educational Services		REAL PROPERTY VALUATIONS		Balance December 31, 1981	258,232.05
STATUTORY EXPENDITURES		Code Class # of Parcels % VAL'N		CURRENT FINANCES DECEMBER 31, 1981	
Pensions & F. I. C. A.	268,016.36	1 Vacant Land 2203 8.20	38,356,300.00	ASSETS	
Employee Fringe Benefits		2 Residential 5745 71.88	336,052,300.00	Cash Dec. 31, 1981	3,613,259.96
Other Statutory Expenditures	16,200.00	3 Farm 287 1.63	7,600,600.00	Taxes Receivable	387,114.65
CETA And Other Public Employment Programs	30,000.00	4a Commercial 208 14.65	68,490,800.00	Tax Title Liens	158,839.02
MUNICIPAL FUNCTIONS TOTAL	3,469,392.33	4b Industrial 3 .13	603,600.00	Foreclosed Property	258,232.05
CAPITAL IMPROVEMENTS *MEMO*	105,900.00	4c Apartments 8 3.52	16,440,000.00	Emergencies & Other Deferred Charges	90,608.14
DEBT SERVICE		Total 8454	467,543,600.00	State and Federal Aid Receivable	48,072.72
Principal Payments	326,000.00	Land Area 29.65 Sq. Miles		Other Receivables	168,451.92
Interest Payments	247,743.04	Net Valuation Taxable-Municipal	474,453,404	Total	4,764,618.46
DEFERRED CHARGES	88,166.74	Net Valuation Taxable-County	450,336,102	LIABILITIES, RESERVES, AND SURPLUS	
SCHOOL, COUNTY, SPECIAL DISTRICT TAXES	10,434,629.32	State Equalized Valuation	504,826,311	Cash Liabilities	2,244,179.07
RESERVE FOR UNCOLLECTED TAXES	687,861.70	State Equalization Ratio	53.90	Reserves for Receivables	1,006,742.64
EXPENDITURES TOTAL	15,253,793.13			Surplus Dec. 31, 1981	1,513,696.75
				Total	4,764,618.46

Population 1980 34,842
 Population 1981 34,421
 S & P Rating
 Moody Rating A

General Tax Rate Per \$100. 8.60
 State Equalized Tax Rate 2.82

EWING TOWNSHIP - MERCER COUNTY

Form of Government:

Township Committee

Number of Members on Governing Body - 5

PER CAPITA:

Gross Debt 167.70
 Net Debt 120.84
 Debt Service 6.68
 Total Tax Levy 556.67
 Municipal Expenditures 267.01

PER CENT:

Gross Debt .93
 Net Debt .67
 Tax Levy Collected 96.34
 Tax Levy Cancelled, Abated or Adjusted 1.10

EXPENDITURES		REVENUES-REALIZED		1981 PROPERTY TAX	
GENERAL GOVERNMENT				STATE EQUALIZED TAX RATE \downarrow	
Governing Body & Public Boards		1981 Property Taxes Collected	18,445,843.17	Local District School Taxes 1.67	11,195,719.50
Municipal Clerk		1981 Payments in Lieu of Taxes		Regional & Consolidated School Tax	
Financial Administration	20,863.09	Delinquent Tax & Lien Collections	613,255.51	School Taxes in Municipal Budget	
Assessment of Taxes	55,699.66	Business Personalty Replacement Taxes	1,268,157.60	County Taxes .86	5,758,512.42
Collection of Taxes	88,832.08	Taxes from Public Utilities	1,788,665.00	County Library Taxes .04	287,488.45
Planning, Housing & Development	30,300.64	Other Miscellaneous Tax Revenues	675,029.75	Local Municipal Purpose Taxes .25	1,668,236.17
Human Resources		State Aid Revenues	606,570.24	Veteran & Senior Citizen Taxes	331,460.00
Elections	8,630.07	Federal Aid Revenues	6,973.12	Total Taxes for Rate Computation 2.82	19,241,416.54
General Administration (other)	543,869.73	State and Local Fiscal Assistance Act Utilized	266,919.92	Special District Taxes	
JUDICIARY		Sale of Acquired Property		Bank Corp. Taxes	14,776.72
Municipal Courts	75,876.71	Other Miscellaneous Revenues	2,659,282.75	Added and Omitted Taxes	236,379.11
PUBLIC SAFETY		Total	26,330,717.06	Total Taxes Levied - ABSTRACT	19,161,112.37
Fire Protection	273,736.43	Prior Years Surplus Appropriated	43,500.00	Total Taxes Billed	19,146,335.65
Police Protection	1,647,014.13	REVENUES TOTAL	26,374,217.06	1981 TAXES COLLECTED	18,445,843.17
Civil Defense & Disaster Control	6,456.36	Reserve For Uncollected Taxes	870,000.00	1981 Taxes Cancelled, Abated or Adjusted	210,484.51
Environmental Inspection & Control	70,053.04			Transfer to Tax Title Liens or Foreclosed	46,349.36
Other Public Safety				Balance Outstanding Dec. 31, 1981	443,656.21
PUBLIC WORKS		CAPITAL OUTLAY TOTAL	1,209,547.47	PRIOR YEARS TAXES OUTSTANDING	
Streets and Drainage	627,561.74	Public Enterprises		Balance January 1, 1981	480,817.81
Sewers and Sewage Processing	2,165,772.14	Recreation—Culture	215,603.17	Collected in 1981	430,099.58
Garbage and Trash Disposal	395,724.69	Public Works	222,230.53	Cancelled, Abated or Adjusted 1981	
Public Buildings and Grounds	164,222.47	Buildings and Grounds	771,713.77	Transfers to Tax Title Liens or Foreclosed	45,805.89
Other Public Works	12,000.00	Library and Education		Balance December 31, 1981	4,911.94
HEALTH and WELFARE		Conservation		TAX TITLE LIENS OUTSTANDING	
Health Services Except Environmental	88,837.20	All Other		Balance January 1, 1981	354,895.18
Welfare-Public Assistance	27,438.76			Transfer From Taxes	92,379.63
Hospitals, Clinics, First Aid				Redeemed in 1981	183,155.53
Animal, Insect, & Rodent Control	13,602.24			Cancelled, Abated or Adjusted (1981)	
Other Welfare Services				Transfers to Foreclosed Property	36,430.38
RECREATION and CONSERVATION				Balance December 31, 1981	267,688.50
Beaches and Boardwalks				PROPERTY ACQUIRED BY DEED OR FORECLOSURE	
Parks, Playgrounds, Shade Trees	331,984.83			Balance January 1, 1981	101,063.20
Land Reclamation & Conservation	800.00			Transfers From Taxes or Liens	44,253.80
Other Recreational Services	70,206.00			Sale for Cash (1981)	
EDUCATION (excluding schools)				Cancelled, Abated or Adjusted (1981)	
Libraries				Balance December 31, 1981	145,317.00
Other Educational Services	17,845.70			CURRENT FINANCES DECEMBER 31, 1981	
STATUTORY EXPENDITURES				ASSETS	
Pensions & F. I. C. A.	507,262.99			Cash Dec. 31, 1981	1,953,043.35
Employee Fringe Benefits	168,187.95			Taxes Receivable	448,570.15
Other Statutory Expenditures	15,740.00			Tax Title Liens	267,688.90
ETA And Other Public Employment Programs	9,476.08			Foreclosed Property	145,317.00
MUNICIPAL FUNCTIONS TOTAL	7,437,994.75			Emergencies & Other Deferred Charges	82,269.56
CAPITAL IMPROVEMENTS *MEMO*				State and Federal Aid Receivable	50,255.03
DEBT SERVICE				Other Receivables	193,261.71
Principal Payments	160,000.00			Total	3,140,405.70
Interest Payments	65,851.50			LIABILITIES, RESERVES, AND SURPLUS	
				Cash Liabilities	582,143.66
DEFERRED CHARGES				Reserves for Receivables	1,054,837.76
SCHOOL, COUNTY, SPECIAL DISTRICT TAXES	17,241,720.37			Surplus Dec. 31, 1981	1,503,424.28
RESERVE FOR UNCOLLECTED TAXES	870,000.00			Total	3,140,405.70
EXPENDITURES TOTAL	26,432,517.40				

Population 1980 5,679
 Population 1981 5,644
 S & P Rating
 Moody Rating

General Tax Rate Per \$100.
 2.95
 State Equalized Tax Rate
 2.54

FAIR HAVEN BOROUGH – MONMOUTH CO.
Form of Government:
Borough Council
Number of Members on Governing Body – 6

PER CENT:

Gross Debt 205.38
 Net Debt 114.62
 Debt Service 15.94
 Total Tax Levy 734.12
 Municipal Expenditures 234.16

PER CENT:

Gross Debt .81
 Net Debt .45
 Tax Levy Collected 97.65
 Tax Levy Cancelled, Abated or Adjusted

EXPENDITURES		REVENUES-REALIZED		1981 PROPERTY TAX	
GENERAL GOVERNMENT				STATE EQUALIZED TAX RATE →	
Governing Body & Public Boards		1981 Property Taxes Collected	4,042,968.40	Local District School Taxes 1.00	1,626,965.00
Municipal Clerk		1981 Payments in Lieu of Taxes		Regional & Consolidated School Tax .05	1,058,221.63
Financial Administration	6,000.00	Delinquent Tax & Lien Collections	98,280.96	School Taxes in Municipal Budget	
Assessment of Taxes	10,205.00	Business Personalty Replacement Taxes	24,922.36	County Taxes .48	781,984.71
Collection of Taxes	31,940.00	Taxes from Public Utilities	279,481.00	County Library Taxes .02	29,093.73
Planning, Housing & Development	2,140.00	Other Miscellaneous Tax Revenues	48,000.00	Local Municipal Purpose Taxes .39	628,922.50
Human Resources		State Aid Revenues	49,631.01	Veteran & Senior Citizen Taxes	49,150.00
Elections		Federal Aid Revenues		Total Taxes for Rate Computation 2.54	4,174,337.57
General Administration (other)	83,862.05	State and Local Fiscal Assistance Act Utilized	27,000.00	Special District Taxes	
JUDICIARY		Sale of Acquired Property		Bank Corp. Taxes	2,939.17
Municipal Courts	9,555.00	Other Miscellaneous Revenues	122,880.08	Added and Omitted Taxes	15,226.69
PUBLIC SAFETY		Total	4,693,163.81	Total Taxes Levied - ABSTRACT	4,143,353.43
Fire Protection	32,177.00	Prior Years Surplus Appropriated	108,000.00	Total Taxes Billed	4,140,414.26
Police Protection	318,921.70	REVENUES TOTAL	4,801,163.81	1981 TAXES COLLECTED	4,042,968.40
Civil Defense & Disaster Control	75.00	Reserve For Uncollected Taxes	123,628.00	1981 Taxes Cancelled, Abated or Adjusted	
Environmental Inspection & Control	14,445.00	CAPITAL OUTLAY TOTAL	166,314.67	Transfer to Tax Title Liens or Foreclosed	
Other Public Safety		Public Enterprises		Balance Outstanding Dec. 31, 1981	97,445.86
PUBLIC WORKS		Recreation—Culture		PRIOR YEARS TAXES OUTSTANDING	
Streets and Drainage	268,545.40	Public Works	32,783.67	Balance January 1, 1981	94,869.40
Sewers and Sewage Processing		Buildings and Grounds	133,531.00	Collected in 1981	94,993.20
Garbage and Trash Disposal	104,440.00	Library and Education		Cancelled, Abated or Adjusted 1981	
Public Buildings and Grounds	37,570.00	Conservation		Transfers to Tax Title Liens or Foreclosed	
Other Public Works		All Other		Balance December 31, 1981	-123.80
HEALTH and WELFARE		CAPITAL DEBT AUTHORIZED, DECEMBER 31, 1981		TAX TITLE LIENS OUTSTANDING	
Health Services Except Environmental	10,860.00	ISSUED AND UNISSUED		Balance January 1, 1981	5,053.05
Welfare-Public Assistance	910.00	School	512,240	Transfer From Taxes	
Hospitals, Clinics, First Aid		Self-liquidating		Redeemed in 1981	3,287.76
Animal, Insect, & Rodent Control		Other	646,913	Cancelled, Abated or Adjusted (1981)	
Other Welfare Services		Total	1,159,159	Transfers to Foreclosed Property	
RECREATION and CONSERVATION		ISSUED AND OUTSTANDING		Balance December 31, 1981	1,765.29
Beaches and Boardwalks	11,050.00	School	512,246.55	PROPERTY ACQUIRED BY DEED OR	
Parks, Playgrounds, Shade Trees	110.00	Self-liquidating		FORECLOSURE	
Land Reclamation & Conservation	22,291.95	Other	363,000.00	Balance January 1, 1981	11,200.00
Other Recreational Services		Total	875,246.55	Transfers From Taxes or Liens	
EDUCATION (excluding schools)		EQUALIZED VALUATION BASIS		Sale for Cash (1981)	
Libraries	18,805.00	FOR NET DEBT COMPUTATION	143,348,643	Cancelled, Abated or Adjusted (1981)	
Other Educational Services		REAL PROPERTY VALUATIONS		Balance December 31, 1981	11,200.00
STATUTORY EXPENDITURES		Code Class # of Parcels % VAL'N		CURRENT FINANCES DECEMBER 31, 1981	
Pensions & F. I. C. A.	45,567.00	1 Vacant Land 70 1.02	1,420,900.00	ASSETS	
Employee Fringe Benefits	20,980.30	2 Residential 1857 94.39	131,810,700.00	Cash Dec. 31, 1981	585,062.42
Other Statutory Expenditures	2,500.00	3 Farm		Taxes Receivable	57,322.00
CETA And Other Public Employment Programs		4a Commercial 53 4.59	6,408,100.00	Tax Title Liens	1,765.29
MUNICIPAL FUNCTIONS TOTAL	1,103,016.40	4b Industrial		Foreclosed Property	11,200.00
CAPITAL IMPROVEMENTS *MEMO*	12,000.00	4c Apartments		Emergencies & Other Deferred Charges	22,000.00
DEBT SERVICE		Total 1980	135,639,700.00	State and Federal Aid Receivable	48,000.00
Principal Payments	72,000.00	Land Area 1.55 Sq. Miles		Other Receivables	80,878.26
Interest Payments	17,952.50	Net Valuation Taxable-Municipal	140,073,552	Total	646,228.03
DEFERRED CHARGES	5,000.00	Net Valuation Taxable-County	147,390,681	LIABILITIES, RESERVES, AND SURPLUS	
SCHOOL, COUNTY, SPECIAL DISTRICT TAXES	3,456,265.07	State Equalized Valuation	162,843,266	Cash Liabilities	469,044.22
RESERVE FOR UNCOLLECTED TAXES	123,628.00	State Equalization Ratio	85.98	Reserves for Receivables	151,165.61
EXPENDITURES TOTAL	4,817,861.97			Surplus Dec. 31, 1981	186,018.20
				Total	646,228.03

Population 1980 32,229
 Population 1981 32,163
 S & P Rating
 Moody Rating A

General Tax Rate Per \$100.

2.59

State Equalized Tax Rate

2.05

FAIR LAWN BOROUGH - BERGEN COUNTY

Form of Government:

Council-Manager (1923)

Number of Members on Governing Body - 5

PER CAPITA

Gross Debt 13.28
 Net Debt 39.11
 Debt Service 4.22
 Total Tax Levy 631.02
 Municipal Expenditures 270.49

PER CENT.

Gross Debt .27
 Net Debt .14
 Tax Levy Collected 99.15
 Tax Levy Cancelled, Abated or Adjusted .21

EXPENDITURES		REVENUES-REALIZED		1981 PROPERTY TAX	
GENERAL GOVERNMENT		1981 Property Taxes Collected		STATE EQUALIZED TAX RATE	
Governing Body & Public Boards			20,120,566.25	Local District School Taxes 1.36	
Municipal Clerk		1981 Payments in Lieu of Taxes		Regional & Consolidated School Tax	
Financial Administration	101,800.00	Delinquent Tax & Lien Collections	129,232.27	School Taxes in Municipal Budget	
Assessment of Taxes	102,500.00	Business Personalty Replacement Taxes	758,666.52	County Taxes .33	
Collection of Taxes	130,200.00	Taxes from Public Utilities	2,107,923.00	County Library Taxes	
Planning, Housing & Development	27,000.00	Other Miscellaneous Tax Revenues		Local Municipal Purpose Taxes .35	
Human Resources	14,500.00	State Aid Revenues	332,568.77	Veteran & Senior Citizen Taxes	
Electians		Federal Aid Revenues	27,871.79	Total Taxes for Rate Computation 2.04	
General Administration (other)	826,600.00	State and Local Fiscal Assistance Act Utilized	232,252.16	Special District Taxes	
JUDICIARY		Sale of Acquired Property		Bank Corp. Taxes	
Municipal Courts	63,450.00	Other Miscellaneous Revenues	658,037.01	Added and Omitted Taxes	
PUBLIC SAFETY		Total	24,367,137.77	Total Taxes Levied - ABSTRACT	
Fire Protection	176,000.00	Prior Years Surplus Appropriated	1,240,000.00	Total Taxes Billed	
Police Protection	1,458,710.08	REVENUES TOTAL	25,607,137.77	1981 TAXES COLLECTED	
Civil Defense & Disaster Control	16,900.00	Reserve For Uncollected Taxes	941,565.11	1981 Taxes Cancelled, Abated or Adjusted	
Environmental Inspection & Control	97,100.00	CAPITAL OUTLAY TOTAL	312,412.20	Transfer to Tax Title Liens or Foreclosed	
Other Public Safety				Balance Outstanding Dec. 31, 1981	
PUBLIC WORKS				PRIOR YEARS TAXES OUTSTANDING	
Streets and Drainage	409,985.00	Public Enterprises	35,554.29	Balance January 1, 1981	
Sewers and Sewage Processing	806,650.00	Recreation—Culture	173.13	Collected in 1981	
Garbage and Trash Disposal	601,700.00	Public Works	137,064.86	Cancelled, Abated or Adjusted 1981	
Public Buildings and Grounds	245,200.00	Buildings and Grounds	139,179.52	Transfers to Tax Title Liens or Foreclosed	
Other Public Works	9,730.00	Library and Education		Balance December 31, 1981	
HEALTH and WELFARE		Conservation		TAX TITLE LIENS OUTSTANDING	
Health Services Except Environmental	161,153.00	All Other		Balance January 1, 1981	
Welfare-Public Assistance	81,352.16	CAPITAL DEBT AUTHORIZED, DECEMBER 31, 1981		Transfer From Taxes	
Hospitals, Clinics, First Aid		ISSUED AND UNISSUED GROSS DEBT		Redeemed in 1981	
Animal, Insect, & Rodent Control		School 1,059,000		Cancelled, Abated or Adjusted (1981)	
Other Welfare Services		Self-liquidating 1,258,000	1,256,000	Transfers to Foreclosed Property	
RECREATION and CONSERVATION		Other 2,357,000	1,256,000	Balance December 31, 1981	
Beaches and Boardwalks		Total		PROPERTY ACQUIRED BY DEED OR	
Parks, Playgrounds, Shade Trees	393,600.00			FORECLOSURE	
Land Reclamation & Conservation		ISSUED AND OUTSTANDING		Balance January 1, 1981	
Other Recreational Services	327,100.00	School 1,059,000.00		Transfers From Taxes or Liens	
EDUCATION (excluding schools)		Self-Liquidating 622,000.00		Sale for Cash (1981)	
Libraries	614,200.00	Other 1,721,000.00		Cancelled, Abated or Adjusted (1981)	
Other Educational Services		Total		Balance December 31, 1981	
STATUTORY EXPENDITURES		EQUALIZED VALUATION BASIS		CURRENT FINANCES DECEMBER 31, 1981	
Pensions & F. I. C. A.	531,036.00	FOR NET DEBT COMPUTATION	881,957,266	ASSETS	
Employee Fringe Benefits	228,000.00	REAL PROPERTY VALUATIONS		Cash Dec. 31, 1981	
Other Statutory Expenditures	14,100.00	Code Class # of Parcels % VAL'N		Taxes Receivable	
CETA And Other Public Employment Programs	46,460.60	1 Vacant Land 248 .65	5,007,600.00	Tax Title Liens	
MUNICIPAL FUNCTIONS TOTAL	7,595,426.84	2 Residential 9667 75.94	580,558,000.00	Foreclosed Property	
CAPITAL IMPROVEMENTS *MEMU*	38,700.00	3 Farm 1	15,700.00	Emergencies & Other Deferred Charges	
DEBT SERVICE		4a Commercial 254 7.45	57,545,100.00	State and Federal Aid Receivable	
Principal Payments	90,000.00	4b Industrial 65 12.59	97,271,400.00	Other Receivables	
Interest Payments	45,758.33	4c Apartments 18 3.37	26,042,000.00	Total	
DEFERRED CHARGES	26,900.00	Total 10253	772,440,400.00	LIABILITIES, RESERVES, AND SURPLUS	
SCHOOL, COUNTY, SPECIAL DISTRICT TAXES	16,718,561.14	Land Area 5.30 Sq. Miles		Cash Liabilities	
RESERVE FOR UNCOLLECTED TAXES	941,565.11	Net Valuation Taxable-Municipal	781,108,389	Reserves for Receivables	
EXPENDITURES TOTAL	25,416,211.42	Net Valuation Taxable-County	932,263,130	Surplus Dec. 31, 1981	
		State Equalized Valuation	986,027,524	Total	
		State Equalization Ratio	75.04		

0605

Population 1980 5,693
 Population 1981 5,655
 S & P Rating
 Moody Rating A-1

General Tax Rate Per \$100. 4.02
 State Equalized Tax Rate 2.54

FAIRFIELD TOWNSHIP - CUMBERLAND CO.

Form of Government:

Township Committee

Number of Members on Governing Body - 3

PER CENT:

Gross Debt 330.34
 Net Debt
 Debt Service
 Total Tax Levy 215.81
 Municipal Expenditures 181.67

PER CENT:

Gross Debt 4.31
 Net Debt
 Tax Levy Collected 75.78
 Tax Levy Cancelled, Abated or Adjusted

EXPENDITURES		REVENUES-REALIZED		1981 PROPERTY TAX	
GENERAL GOVERNMENT				STATE EQUALIZED TAX RATE	
Governing Body & Public Boards		1981 Property Taxes Collected		Local District School Taxes	1.02
Municipal Clerk		1981 Payments in Lieu of Taxes		Regional & Consolidated School Tax	.55
Financial Administration	14,000.00	Delinquent Tax & Lien Collections		School Taxes in Municipal Budget	
Assessment of Taxes	12,100.00	Business Personalty Replacement Taxes		County Taxes	.94
Collection of Taxes	14,300.00	Taxes from Public Utilities		County Library Taxes	
Planning, Housing & Development	15,050.00	Other Miscellaneous Tax Revenues		Local Municipal Purpose Taxes	.03
Human Resources		State Aid Revenues		Veteran & Senior Citizen Taxes	
Elections	2,500.00	Federal Aid Revenues		Total Taxes for Rate Computation	2.54
General Administration (other)	134,788.88	State and Local Fiscal Assistance Act Utilized		Special District Taxes	
JUDICIARY		Sale of Acquired Property		Bank Corp. Taxes	471.47
Municipal Courts	22,500.00	Other Miscellaneous Revenues		Added and Omitted Taxes	8,579.00
PUBLIC SAFETY		Total		Total Taxes Levied - ABSTRACT	1,229,029.00
Fire Protection	28,500.00	Prior Years Surplus Appropriated		Total Taxes Billed	1,228,557.53
Police Protection	107,500.00	REVENUES		1981 TAXES COLLECTED	931,005.30
Civil Defense & Disaster Control	500.00	Reserve For Uncollected Taxes		1981 Taxes Cancelled, Abated or Adjusted	
Environmental Inspection & Control	6,800.00	CAPITAL OUTLAY		Transfer to Tax Title Liens or Foreclosed	
Other Public Safety		TOTAL		Balance Outstanding Dec. 31, 1981	297,552.23
PUBLIC WORKS				PRIOR YEARS TAXES OUTSTANDING	
Streets and Drainage	180,250.00	Public Enterprises		Balance January 1, 1981	310,405.10
Sewers and Sewage Processing		Recreation—Culture		Collected in 1981	269,396.67
Garbage and Trash Disposal	18,100.00	Public Works		Cancelled, Abated or Adjusted 1981	
Public Buildings and Grounds	10,300.00	Buildings and Grounds		Transfers to Tax Title Liens or Foreclosed	
Other Public Works	38,400.00	Library and Education		Balance December 31, 1981	41,008.43
HEALTH and WELFARE		Conservation		TAX TITLE LIENS OUTSTANDING	
Health Services Except Environmental	300.00	All Other		Balance January 1, 1981	36,455.04
Welfare-Public Assistance	6,800.00	CAPITAL DEBT AUTHORIZED, DECEMBER 31, 1981		Transfer From Taxes	
Hospitals, Clinics, First Aid		ISSUED AND UNISSUED		Redeemed in 1981	16,911.04
Animal, Insect, & Rodent Control	4,000.00	GROSS DEBT		Cancelled, Abated or Adjusted (1981)	
Other Welfare Services		NET DEBT		Transfers to Foreclosed Property	
RECREATION and CONSERVATION				Balance December 31, 1981	19,544.00
Beaches and Boardwalks		SCHOOL		PROPERTY ACQUIRED BY DEED OR	
Parks, Playgrounds, Shade Trees	4,500.00	Self-liquidating		FORECLOSURE	
Land Reclamation & Conservation	500.00	Other		Balance January 1, 1981	101,684.00
Other Recreational Services		Total		Transfers From Taxes or Liens	
EDUCATION (excluding schools)		ISSUED AND OUTSTANDING		Sale for Cash (1981)	5,084.00
Libraries		SCHOOL		Cancelled, Abated or Adjusted (1981)	
Other Educational Services		Self-liquidating		Balance December 31, 1981	96,600.00
STATUTORY EXPENDITURES		Other		CURRENT FINANCES DECEMBER 31, 1981	
Pensions & F. I. C. A.	19,048.00	Total		ASSETS	
Employee Fringe Benefits	15,100.00	EQUALIZED VALUATION BASIS		Cash Dec. 31, 1981	1,300,572.70
Other Statutory Expenditures	2,500.00	FOR NET DEBT COMPUTATION		Taxes Receivable	338,560.66
CETA And Other Public Employment Programs	14,630.00	REAL PROPERTY VALUATIONS		Tax Title Liens	19,544.00
MUNICIPAL FUNCTIONS		Code Class # of Parcels % VAL'N		Foreclosed Property	96,600.00
CAPITAL IMPROVEMENTS	*MEMO*			Emergencies & Other Deferred Charges	7,961.22
DEBT SERVICE		ASSESSED VALUATION		State and Federal Aid Receivable	85,083.01
Principal Payments				Other Receivables	10,129.04
Interest Payments				Total	1,858,850.63
DEFERRED CHARGES				LIABILITIES, RESERVES, AND SURPLUS	
SCHOOL, COUNTY, SPECIAL DISTRICT TAXES	46,852.69			Cash Liabilities	470,531.73
RESERVE FOR UNCOLLECTED TAXES	1,204,775.25			Reserves for Receivables	464,833.70
EXPENDITURES	2,239,375.07			Surplus Dec. 31, 1981	923,485.20
				Total	1,858,850.63

1981/3000

*Includes County Health Service Taxes or County Vocational School Taxes. See Table 13.

0707
 Population 1980 **7,987**
 Population 1981 **8,034**
 S & P Rating
 Moody Rating **AA**

General Tax Rate Per \$100.
3.20
 State Equalized Tax Rate
2.40

FAIRFIELD TOWNSHIP - ESSEX COUNTY
Form of Government:
Small Municipality Plan C (OMCL 50)
Number of Members on Governing Body - 5

PER CAPITA:
 Gross Debt **2,138.20**
 Net Debt **1,032.55**
 Debt Service **41.12**
 Total Tax Levy **1,398.53**
 Municipal Expenditures **508.09**
 PER CENT:
 Gross Debt **4.37**
 Net Debt **2.11**
 Tax Levy Collected **96.92**
 Tax Levy Cancelled, Abated or Adjusted **.05**

EXPENDITURES		REVENUES-REALIZED		1981 PROPERTY TAX	
GENERAL GOVERNMENT				STATE EQUALIZED TAX RATE	
Governing Body & Public Boords		1981 Property Taxes Collected	10,685,519.29	Local District School Taxes .42	1,919,731.75
Municipal Clerk		1981 Payments in Lieu of Taxes		Regional & Consolidated School Tax .66	3,037,645.71
Financial Administration	75,740.00	Delinquent Tax & Lien Collections	360,357.42	School Taxes in Municipal Budget	
Assessment of Taxes	33,020.00	Business Personalty Replacement Taxes	507,852.00	County Taxes 1.07	4,906,352.42
Collection of Taxes	53,600.00	Taxes from Public Utilities	646,687.00	County Library Taxes	
Planning, Housing & Development	44,495.00	Other Miscellaneous Tax Revenues		Local Municipal Purpose Taxes .25	1,128,562.34
Human Resources	9,090.00	State Aid Revenues	54,619.44	Veteran & Senior Citizen Taxes	58,150.00
Elections	6,500.00	Federal Aid Revenues		Total Taxes for Rate Computation 2.40	11,050,442.22
General Administration (other)	429,918.00	State and Local Fiscal Assistance Act Utilized	182,821.00	Special District Taxes	
JUDICIARY		Sole of Acquired Property		Bank Corp. Taxes	19,747.55
Municipal Courts	50,255.00	Other Miscellaneous Revenues	969,554.94	Added and Omitted Taxes	223,766.40
PUBLIC SAFETY		Total	13,607,411.09	Total Taxes Levied - ABSTRACT	11,235,806.57
Fire Protection	71,975.00	Prior Years Surplus Appropriated	700,000.00	Total Taxes Billed	11,231,040.00
Police Protection	730,755.00	REVENUES TOTAL	14,307,411.09	1981 TAXES COLLECTED	10,885,519.29
Civil Defense & Disaster Control	11,430.00	Reserve For Uncollected Taxes	442,716.86	1981 Taxes Cancelled, Abated or Adjusted	6,025.04
Environmental Inspection & Control	40,585.00	CAPITAL OUTLAY TOTAL	1,703,728.85	Transfer to Tax Title Liens or Foreclosed	3,758.00
Other Public Safety		Public Enterprises	909,223.44	Balance Outstanding Dec. 31, 1981	335,737.67
PUBLIC WORKS		Recreation—Culture	586,976.45	PRIOR YEARS TAXES OUTSTANDING	
Streets and Drainage	336,605.00	Public Works	117,200.96	Balance January 1, 1981	363,969.62
Sewers and Sewage Processing	579,764.00	Buildings and Grounds	90,328.00	Collected in 1981	359,727.92
Gorbage and Trash Disposal	102,821.00	Library and Education		Cancelled, Abated or Adjusted 1981	
Public Buildings and Grounds	125,300.00	Conservation		Transfers to Tax Title Liens or Foreclosed	274.56
Other Public Works	64,338.00	All Other		Balance December 31, 1981	3,967.34
HEALTH and WELFARE		CAPITAL DEBT AUTHORIZED, DECEMBER 31, 1981		TAX TITLE LIENS OUTSTANDING	
Health Services Except Environmental	34,731.00	ISSUED AND UNISSUED		Balance January 1, 1981	33,377.53
Welfare-Public Assistance	5,995.00	School	2,561,684	Transfer From Taxes	4,032.56
Hospitals, Clinics, First Aid		Self-Liquidating	9,716,486	Redeemed in 1981	629.50
Animal, Insect, & Rodent Control		Other	4,900,131	Cancelled, Abated or Adjusted (1981)	
Other Welfare Services		Total	17,178,302	Transfers to Foreclosed Property	
RECREATION and CONSERVATION		ISSUED AND OUTSTANDING		Balance December 31, 1981	36,780.59
Beaches and Boardwalks		School	2,561,684.74	PROPERTY ACQUIRED BY DEED OR FORECLOSURE	
Parks, Playgrounds, Shade Trees	105,300.00	Self-Liquidating	8,256,100.00	Balance January 1, 1981	585,538.00
Land Reclamation & Conservation		Other	3,031,300.00	Transfers From Taxes or Liens	
Other Recreational Services	2,860.00	Total	13,849,084.74	Sale for Cash (1981)	
EDUCATION (excluding schools)		EQUALIZED VALUATION BASIS		Cancelled, Abated or Adjusted (1981)	
Libraries	115,000.00	FOR NET DEBT COMPUTATION	393,166,942	Balance December 31, 1981	585,538.00
Other Educational Services		REAL PROPERTY VALUATIONS		CURRENT FINANCES DECEMBER 31, 1981	
STATUTORY EXPENDITURES		Code Class # of Parcels % VAL'N		ASSETS	
Pensions & F. I. C. A.	176,742.82	1 Vacant Land 414 4.05	13,627,100.00	Cash Dec. 31, 1981	3,149,064.51
Employee Fringe Benefits	88,200.00	2 Residential 2130 36.70	123,473,400.00	Taxes Receivable	339,705.01
Other Statutory Expenditures	13,125.00	3 Farm 22 .18	591,900.00	Tax Title Liens	36,780.59
ETA And Other Public Employment Programs		4a Commercial 186 17.99	60,531,000.00	Foreclosed Property	585,538.00
MUNICIPAL FUNCTIONS TOTAL	3,306,144.82	4b Industrial 240 41.08	138,209,300.00	Emergencies & Other Deferred Charges	
CAPITAL IMPROVEMENTS *MEMO*	100,000.00	4c Apartments		State and Federal Aid Receivable	2,139.29
DEBT SERVICE		Total 2992	336,432,700.00	Other Receivables	119,202.74
Principal Payments	144,400.00	Land Area 10.58 Sq. Miles		Total	4,232,430.14
Interest Payments	185,939.89	Net Valuation Taxable-Municipal	343,977,300	LIABILITIES, RESERVES, AND SURPLUS	
DEFERRED CHARGES	812.70	Net Valuation Taxable-County	414,998,077	Cash Liabilities	1,800,626.70
SCHOOL, COUNTY, SPECIAL DISTRICT TAXES	9,863,729.88	State Equalized Valuation	455,942,174	Reserves for Receivables	1,081,226.34
RESERVE FOR UNCOLLECTED TAXES	442,716.86	State Equalization Ratio	75.03	Surplus Dec. 31, 1981	1,350,577.10
EXPENDITURES TOTAL	13,945,744.15			Total	4,232,430.14

Population 1980 10,519
 Population 1981 10,539
 S & P Rating
 Moody Rating

General Tax Rate Per \$100.

2.72

State Equalized Tax Rate

2.26

FAIRVIEW BOROUGH - BERGEN COUNTY**Form of Government:****Borough Council****Number of Members on Governing Body - 6**

PER CENT:

Gross Debt 225.60
 Net Debt 210.61
 Debt Service 17.72
 Total Tax Levy 446.83
 Municipal Expenditures 279.09

PER CENT:

Gross Debt 1.25
 Net Debt 1.17
 Tax Levy Collected 96.17
 Tax Levy Cancelled, Abated or Adjusted .91

EXPENDITURES		REVENUES-REALIZED		1981 PROPERTY TAX	
GENERAL GOVERNMENT				STATE EQUALIZED TAX RATE	
Governing Body & Public Boards		1981 Property Taxes Collected	4,539,163.84	Local District School Taxes	1.17
Municipal Clerk		1981 Payments in Lieu of Taxes	43,124.80	Regional & Consolidated School Tax	
Financial Administration	13,457.00	Delinquent Tax & Lien Collections	114,061.62	School Taxes in Municipal Budget	
Assessment of Taxes	14,250.16	Business Personalty Replacement Taxes	212,946.84	County Taxes	.34
Collection of Taxes	65,653.89	Taxes from Public Utilities	435,269.00	County Library Taxes	
Planning, Housing & Development	4,752.00	Other Miscellaneous Tax Revenues		Local Municipal Purpose Taxes	.75
Human Resources		State Aid Revenues	94,154.80	Veteran & Senior Citizen Taxes	
Elections		Federal Aid Revenues	102,011.53	Total Taxes for Rate Computation	2.26
General Administration (other)	373,431.18	State and Local Fiscal Assistance Act Utilized	142,957.00	Special District Taxes	
JUDICIARY		Sale of Acquired Property		Bank Corp. Taxes	6,015.42
Municipal Courts	17,634.04	Other Miscellaneous Revenues	331,383.83	Added and Omitted Taxes	16,928.38
PUBLIC SAFETY		Total	6,015,133.26	Total Taxes Levied - ABSTRACT	4,709,122.94
Fire Protection	53,127.11	Prior Years Surplus Appropriated	284,000.00	Total Taxes Billed	4,720,145.28
Police Protection	705,058.50	REVENUES TOTAL	6,299,133.26	1981 TAXES COLLECTED	4,539,163.84
Civil Defense & Disaster Control		Reserve For Uncollected Taxes	213,510.00	1981 Taxes Cancelled, Abated or Adjusted	43,065.32
Environmental Inspection & Control	26,368.00	CAPITAL OUTLAY TOTAL	1,407,414.77	Transfer to Tax Title Liens or Foreclosed	12,343.36
Other Public Safety				Balance Outstanding Dec. 31, 1981	125,572.76
PUBLIC WORKS				PRIOR YEARS TAXES OUTSTANDING	
Streets and Drainage	191,080.74	Public Enterprises		Balance January 1, 1981	115,773.15
Sewers and Sewage Processing	194,825.91	Recreation—Culture		Collected in 1981	114,061.62
Garbage and Trash Disposal	116,834.00	Public Works	1,405,454.62	Cancelled, Abated or Adjusted 1981	
Public Buildings and Grounds	44,031.61	Buildings and Grounds	1,920.15	Transfers to Tax Title Liens or Foreclosed	
Other Public Works	177,181.64	Library and Education		Balance December 31, 1981	1,711.53
HEALTH and WELFARE		Conservation		TAX TITLE LIENS OUTSTANDING	
Health Services Except Environmental	41,025.87	All Other		Balance January 1, 1981	34,047.77
Welfare-Public Assistance	31,699.00	CAPITAL DEBT AUTHORIZED, DECEMBER 31, 1981		Transfer From Taxes	12,343.36
Hospitals, Clinics, First Aid		ISSUED AND UNISSUED		Redeemed in 1981	
Animal, Insect, & Rodent Control		School	158,000	Cancelled, Abated or Adjusted (1981)	
Other Welfare Services		Self-liquidating		Transfers to Foreclosed Property	
RECREATION and CONSERVATION		Other	2,219,646	Balance December 31, 1981	46,391.13
Beaches and Boardwalks		Total	2,377,646	PROPERTY ACQUIRED BY DEED OR FORECLOSURE	
Parks, Playgrounds, Shade Trees	18,266.90	ISSUED AND OUTSTANDING		Balance January 1, 1981	250.00
Land Reclamation & Conservation		School	158,000.00	Transfers From Taxes or Liens	
Other Recreational Services	16,162.32	Self-Liquidating		Sale for Cash (1981)	
EDUCATION (excluding schools)		Other	2,132,246.72	Cancelled, Abated or Adjusted (1981)	
Libraries	57,245.00	Total	2,290,246.72	Balance December 31, 1981	250.00
Other Educational Services		EQUALIZED VALUATION BASIS		CURRENT FINANCES DECEMBER 31, 1981	
STATUTORY EXPENDITURES		FOR NET DEBT COMPUTATION	190,419,894	ASSETS	
Pensions & F. I. C. A.	202,183.40	REAL PROPERTY VALUATIONS		Cash Dec. 31, 1981	754,042.08
Employee Fringe Benefits	69,751.34	Code Class # of Parcels % VAL'N	ASSESSED VALUATION	Taxes Receivable	127,284.29
Other Statutory Expenditures	9,400.00	1 Vacant Land 104 1.60	2,749,500.00	Tax Title Liens	46,391.13
CETA And Other Public Employment Programs	81,600.00	2 Residential 1793 61.85	106,413,400.00	Foreclosed Property	250.00
MUNICIPAL FUNCTIONS		3 Farm		Emergencies & Other Deferred Charges	11,274.31
CAPITAL IMPROVEMENTS *MEMO*	26,200.00	4a Commercial 204 18.64	32,080,900.00	State and Federal Aid Receivable	1,531.75
DEBT SERVICE		4b Industrial 130 10.97	18,876,800.00	Other Receivables	
Principal Payments	74,000.00	4c Apartments 60 6.94	11,941,400.00	Total	960,773.56
Interest Payments	112,730.50	Total 2291	172,062,000.00	LIABILITIES, RESERVES, AND SURPLUS	
DEFERRED CHARGES		Land Area .90 Sq. Miles		Cash Liabilities	135,749.19
SCHOOL, COUNTY, SPECIAL DISTRICT TAXES	3,130,418.14	Net Valuation Taxable-Municipal	172,862,386	Reserves for Receivables	173,925.42
RESERVE FOR UNCOLLECTED TAXES	213,570.00	Net Valuation Taxable-County	201,602,818	Surplus Dec. 31, 1981	671,098.95
EXPENDITURES		State Equalized Valuation	207,510,102	Total	980,773.56
TOTAL	6,071,726.60	State Equalization Ratio	83.25		

2005

Population 1980 **7,767**
 Population 1981 **7,755**
 S & P Rating
 Moody Rating **A-1**

General Tax Rate Per \$100.

5.82

State Equalized Tax Rate

2.75

FANWOOD BOROUGH - UNION COUNTY**Form of Government:****Borough Council****Number of Members on Governing Body - 6**

PER CAPITA

Gross Debt

406.18

Net Debt

255.08

Debt Service

32.58

Total Tax Levy

685.63

Municipal Expenditures

256.33

PER CENT:

Gross Debt

1.81

Net Debt

1.14

Tax Levy Collected

98.14

Tax Levy Cancelled, Abated

or Adjusted

EXPENDITURES		REVENUES-REALIZED		1981 PROPERTY TAX	
GENERAL GOVERNMENT				STATE EQUALIZED TAX RATE	
Governing Body & Public Boards				Local District School Taxes	
Municipal Clerk	11,377.00	1981 Property Taxes Collected		Regional & Consolidated School Tax 1.87	
Financial Administration	27,171.23	1981 Payments in Lieu of Taxes		School Taxes in Municipal Budget	
Assessment of Taxes	9,200.00	Delinquent Tax & Lien Collections		County Taxes .46	
Collection of Taxes	8,671.08	Business Personality Replacement Taxes		County Library Taxes	
Planning, Housing & Development	5,475.00	Taxes from Public Utilities		Local Municipal Purpose Taxes .42	
Human Resources		Other Miscellaneous Tax Revenues		Veteran & Senior Citizen Taxes	
Elections		State Aid Revenues		Total Taxes for Rate Computation 2.75	
General Administration (other)	215,384.40	Federal Aid Revenues		Special District Taxes	
JUDICIARY		State and Local Fiscal Assistance Act Utilized		Bank Corp. Taxes	
Municipal Courts	7,485.00	Sale of Acquired Property		Added and Omitted Taxes	
PUBLIC SAFETY		Other Miscellaneous Revenues		Total Taxes Levied - ABSTRACT	
Fire Protection	67,516.37	Total		Total Taxes Billed	
Police Protection	544,996.14	Prior Years Surplus Appropriated		1981 TAXES COLLECTED	
Civil Defense & Disaster Control	2,600.00	REVENUES TOTAL		1981 Taxes Cancelled, Abated or Adjusted	
Environmental Inspection & Control	9,075.00	Reserve For Uncollected Taxes		Transfer to Tax Title Liens or Foreclosed	
Other Public Safety		CAPITAL OUTLAY TOTAL		Balance Outstanding Dec. 31, 1981	
PUBLIC WORKS				PRIOR YEARS TAXES OUTSTANDING	
Streets and Drainage	259,082.92	Public Enterprises		Balance January 1, 1981	
Sewers and Sewage Processing		Recreation—Culture		Collected in 1981	
Garbage and Trash Disposal		Public Works		Cancelled, Abated or Adjusted 1981	
Public Buildings and Grounds		Buildings and Grounds		Transfers to Tax Title Liens or Foreclosed	
Other Public Works	5,906.94	Library and Education		Balance December 31, 1981	
HEALTH and WELFARE		Conservation		TAX TITLE LIENS OUTSTANDING	
Health Services Except Environmental	18,707.00	All Other		Balance January 1, 1981	
Welfare-Public Assistance	4,760.00	CAPITAL DEBT AUTHORIZED, DECEMBER 31, 1981		Transfer From Taxes	
Hospitals, Clinics, First Aid	4,000.00	ISSUED AND UNISSUED		Redeemed in 1981	
Animal, Insect, & Rodent Control	1.00	GROSS DEBT		Cancelled, Abated or Adjusted (1981)	
Other Welfare Services	250.00	NET DEBT		Transfers to Foreclosed Property	
RECREATION and CONSERVATION				Balance December 31, 1981	
Beaches and Boardwalks				PROPERTY ACQUIRED BY DEED OR	
Parks, Playgrounds, Shade Trees	64,473.61			FORECLOSURE	
Land Reclamation & Conservation	2,100.00			Balance January 1, 1981	
Other Recreational Services	1,100.00			Transfers From Taxes or Liens	
EDUCATION (excluding schools)				Sale for Cash (1981)	
Libraries	93,288.00			Cancelled, Abated or Adjusted (1981)	
Other Educational Services				Balance December 31, 1981	
TATUTORY EXPENDITURES				CURRENT FINANCES DECEMBER 31, 1981	
Pensions & F. I. C. A.	139,362.78			ASSETS	
Employee Fringe Benefits	41,500.00			Cosh Dec. 31, 1981	
Other Statutory Expenditures	5,500.00			Taxes Receivable	
ETA And Other Public Employment Programs				Tax Title Liens	
MUNICIPAL FUNCTIONS				Foreclosed Property	
CAPITAL IMPROVEMENTS				Emergencies & Other Deferred Charges	
DEBT SERVICE				State and Federal Aid Receivable	
Principal Payments	163,000.00			Other Receivables	
Interest Payments	85,635.00			Total	
DEFERRED CHARGES				LIABILITIES, RESERVES, AND SURPLUS	
SCHOOL, COUNTY, SPECIAL DISTRICT TAXES				Cash Liabilities	
RESERVE FOR UNCOLLECTED TAXES				Reserves for Receivables	
EXPENDITURES				Surplus Dec. 31, 1981	
TOTAL				Total	

1807
Population 1980 677
Population 1981 672
S & P Rating
Moody Rating

General Tax Rate Per \$100. 1.99
State Equalized Tax Rate 1.10

FAR HILLS BORO. - SOMERSET CO.

Form of Government:

Borough Council

Number of Members on Governing Body - 6

PER CENT:
Gross Debt 83.71 Gross Debt .12
Net Debt 83.71 Net Debt .12
Debt Service 26.84 Tax Levy Collected 96.81
Total Tax Levy 925.55 Tax Levy Cancelled, Abated
Municipal Expenditures 591.85 or Adjusted .34

EXPENDITURES		REVENUES-REALIZED		1981 PROPERTY TAX	
GENERAL GOVERNMENT				STATE EQUALIZED TAX RATE → .41	
Governing Body & Public Boards		1981 Property Taxes Collected	600,033.90	Local District School Taxes	230,000.00
Municipal Clerk		1981 Payments in Lieu of Taxes		Regional & Consolidated School Tax	
Financial Administration	5,657.65	Delinquent Tax & Lien Collections	22,520.72	School Taxes in Municipal Budget	
Assessment of Taxes	3,542.52	Business Personalty Replacement Taxes	10,551.16	County Taxes	208,049.36
Collection of Taxes	3,211.94	Taxes from Public Utilities	40,418.00	County Library Taxes	13,820.72
Planning, Housing & Development	6,500.78	Other Miscellaneous Tax Revenues	32,900.00	Local Municipal Purpose Taxes	165,723.75
Human Resources	25.00	State Aid Revenues	5,252.01	Veteran & Senior Citizen Taxes	4,100.00
Elections		Federal Aid Revenues		Total Taxes for Rate Computation	1.10 621,693.83
General Administration (other)	55,051.18	State and Local Fiscal Assistance Act Utilized	3,633.65	Special District Taxes	
JUDICIARY		Sale of Acquired Property		Bank Corp. Taxes	3,099.43
Municipal Courts	2,500.00	Other Miscellaneous Revenues	68,325.27	Added and Omitted Taxes	1,279.35
PUBLIC SAFETY		Total	783,714.91	Total Taxes Levied - ABSTRACT	621,572.61
Fire Protection	10,300.00	Prior Years Surplus Appropriated	109,000.00	Total Taxes Billed	619,803.55
Police Protection	81,918.85	REVENUES TOTAL	892,714.51	1981 TAXES COLLECTED	600,033.90
Civil Defense & Disaster Control	50.00	Reserve For Uncollected Taxes	34,465.08	1981 Taxes Cancelled, Abated or Adjusted	2,091.49
Environmental Inspection & Control	4,848.34	CAPITAL OUTLAY TOTAL	15,439.56	Transfer to Tax Title Liens or Foreclosed	
Other Public Safety		Public Enterprises		Balance Outstanding Dec. 31, 1981	17,678.56
PUBLIC WORKS		Recreation—Culture		PRIOR YEARS TAXES OUTSTANDING	
Streets and Drainage	76,911.49	Public Works	19,435.56	Balance January 1, 1981	22,520.72
Sewers and Sewage Processing	35,200.00	Buildings and Grounds		Collected in 1981	22,520.72
Garbage and Trash Disposal	2,788.91	Library and Education		Cancelled, Abated or Adjusted 1981	
Public Buildings and Grounds	23,000.00	Conservation		Transfers to Tax Title Liens or Foreclosed	
Other Public Works		All Other		Balance December 31, 1981	
HEALTH and WELFARE		CAPITAL DEBT AUTHORIZED, DECEMBER 31, 1981		TAX TITLE LIENS OUTSTANDING	
Health Services Except Environmental	2,961.00	ISSUED AND UNISSUED		Balance January 1, 1981	
Welfare-Public Assistance		School		Transfer From Taxes	
Hospitals, Clinics, First Aid	1,200.00	Self-liquidating		Redeemed in 1981	
Animal, Insect, & Rodent Control	2,039.67	Other	56,250	Cancelled, Abated or Adjusted (1981)	
Other Welfare Services		Total	56,250	Transfers to Foreclosed Property	
RECREATION and CONSERVATION		ISSUED AND OUTSTANDING		Balance December 31, 1981	
Beaches and Boardwalks	7,632.75	School		PROPERTY ACQUIRED BY DEED OR	
Parks, Playgrounds, Shade Trees	180.00	Self-Liquidating		FORECLOSURE	
Land Reclamation & Conservation	1,461.91	Other	50,000.00	Balance January 1, 1981	
Other Recreational Services		Total	50,000.00	Transfers From Taxes or Liens	
EDUCATION (excluding schools)		EQUALIZED VALUATION BASIS		Sale for Cash (1981)	
Libraries	3,000.00	FOR NET DEBT COMPUTATION	45,658,654	Cancelled, Abated or Adjusted (1981)	
Other Educational Services		REAL PROPERTY VALUATIONS		Balance December 31, 1981	
STATUTORY EXPENDITURES		Code Class # of Parcels % VAL'N		CURRENT FINANCES DECEMBER 31, 1981	
Pensions & F. I. C. A.	11,283.33	ASSESSED VALUATION		ASSETS	
Employee Fringe Benefits		1 Vacant Land 26 5.75	1,769,500.00	Cash Dec. 31, 1981	178,679.28
Other Statutory Expenditures	1,388.09	2 Residential 195 81.73	25,161,600.00	Taxes Receivable	17,678.56
CETA And Other Public Employment Programs		3 Farm 20 4.32	1,325,300.00	Tax Title Liens	
MUNICIPAL FUNCTIONS TOTAL	345,063.41	4a Commercial 18 8.21	2,527,300.00	Foreclosed Property	
CAPITAL IMPROVEMENTS *MEMO*		4b Industrial		Emergencies & Other Deferred Charges	4,119.48
DEBT SERVICE		4c Apartments		State and Federal Aid Receivable	32,900.00
Principal Payments	15,000.00	Total 261	30,787,700.00	Other Receivables	1,487.74
Interest Payments	3,037.50	Land Area 4.90 Sq. Miles		Total	234,865.06
DEFERRED CHARGES	160.00	Net Valuation Taxable-Municipal	31,081,636	LIABILITIES, RESERVES, AND SURPLUS	
SCHOOL, COUNTY, SPECIAL DISTRICT TAXES	451,870.08	Net Valuation Taxable-County	45,098,454	Cash Liabilities	72,682.26
RESERVE FOR UNCOLLECTED TAXES	34,465.08	State Equalized Valuation	55,806,309	Reserves for Receivables	19,166.30
EXPENDITURES TOTAL	845,596.07	State Equalization Ratio	55.47	Surplus Dec. 31, 1981	143,016.50
				Total	234,865.06

Population 1980 1,348
 Population 1981 1,343
 S & P Rating
 Maady Rating

General Tax Rate Per \$100. 7.27
 State Equalized Tax Rate 2.42

FARMINGDALE BORO. - MONMOUTH CO.
Form of Government:
Borough Council
Number of Members on Governing Body - 6

PER CAPITA:
 Grass Debt 3,065.60
 Net Debt 2,357.67
 Debt Service 24.74
 Total Tax Levy 552.06
 Municipal Expenditures 184.37

PER CENT:
 Gross Debt 17.40
 Net Debt 13.38
 Tax Levy Collected 96.61
 Tax Levy Cancelled, Abated or Adjusted

EXPENDITURES		REVENUES-REALIZED		1981 PROPERTY TAX	
GENERAL GOVERNMENT				STATE EQUALIZED TAX RATE	
Governing Body & Public Boards		1981 Property Taxes Collected	707,583.65	Local District School Taxes	1.17 351,927.11
Municipal Clerk		1981 Payments in Lieu of Taxes		Regional & Consolidated School Tax	.68 203,695.20
Financial Administration	4,084.63	Delinquent Tax & Lien Collections	20,647.75	School Taxes in Municipal Budget	
Assessment of Taxes	21,008.58	Business Personalty Replacement Taxes	22,076.80	County Taxes	.45 135,686.42
Collection of Taxes	3,234.63	Taxes from Public Utilities	47,359.00	County Library Taxes	.02 4,936.93
Planning, Housing & Development	500.00	Other Miscellaneous Tax Revenues		Local Municipal Purpose Taxes	.11 32,390.79
Human Resources		State Aid Revenues	9,370.57	Veteran & Senior Citizen Taxes	
Elections	440.00	Federal Aid Revenues	3,851.85	Total Taxes for Rate Computation	2.43 737,986.45
General Administration (other)	34,991.20	State and Local Fiscal Assistance Act Utilized	9,983.00	Special District Taxes	
JUDICIARY		Sale of Acquired Property		Bank Corp. Taxes	7,780.20
Municipal Courts	5,654.76	Other Miscellaneous Revenues	101,996.61	Added and Omitted Taxes	5,006.56
PUBLIC SAFETY		Total	922,869.23	Total Taxes Levied - ABSTRACT	741,423.21
Fire Protection	6,100.00	Prior Years Surplus Appropriated	70,000.00	Total Taxes Billed	732,383.08
Police Protection	17,935.00	REVENUES TOTAL	992,869.23	1981 TAXES COLLECTED	707,583.65
Civil Defense & Disaster Control	100.00	Reserve For Uncollected Taxes	54,360.97	1981 Taxes Cancelled, Abated or Adjusted	
Environmental Inspection & Control	5,974.26	CAPITAL OUTLAY TOTAL	320,676.45	Transfer to Tax Title Liens or Foreclosed	348.96
Other Public Safety		Public Enterprises		Balance Outstanding Dec. 31, 1981	24,450.47
PUBLIC WORKS		Recreation—Culture		PRIOR YEARS TAXES OUTSTANDING	
Streets and Drainage	23,132.93	Public Works		Balance January 1, 1981	20,677.37
Sewers and Sewage Processing		Buildings and Grounds	14,053.56	Collected in 1981	20,647.75
Garbage and Trash Disposal	440.00	Library and Education	306,624.89	Cancelled, Abated or Adjusted 1981	
Public Buildings and Grounds	11,445.75	Conservation		Transfers to Tax Title Liens or Foreclosed	
Other Public Works		All Other		Balance December 31, 1981	29.62
HEALTH and WELFARE		CAPITAL DEBT AUTHORIZED, DECEMBER 31, 1981		TAX TITLE LIENS OUTSTANDING	
Health Services Except Environmental		ISSUED AND UNISSUED		Balance January 1, 1981	806.25
Welfare-Public Assistance	100.00	School	1,038,764	Transfer From Taxes	348.96
Hospitals, Clinics, First Aid		Self-Liquidating	216,000	Redeemed in 1981	
Animal, Insect, & Rodent Control		Other	2,862,343	Cancelled, Abated or Adjusted (1981)	
Other Welfare Services		Total	4,117,107	Transfers to Foreclosed Property	
RECREATION and CONSERVATION		ISSUED AND OUTSTANDING		Balance December 31, 1981	1,155.21
Beaches and Boardwalks		School	1,028,910.54	PROPERTY ACQUIRED BY DEED OR FORECLOSURE	
Parks, Playgrounds, Shade Trees	900.00	Self-Liquidating	216,000.00	Balance January 1, 1981	
Land Reclamation & Conservation		Other	782,000.00	Transfers From Taxes or Liens	
Other Recreational Services	1,000.00	Total	2,026,910.54	Sale for Cash (1981)	
EDUCATION (excluding schools)		EQUALIZED VALUATION BASIS		Cancelled, Abated or Adjusted (1981)	
Libraries		FOR NET DEBT COMPUTATION	23,666,594	Balance December 31, 1981	
Other Educational Services		REAL PROPERTY VALUATIONS		CURRENT FINANCES DECEMBER 31, 1981	
STATUTORY EXPENDITURES		Code Class # of Parcels % VAL'N		ASSETS	
Pensions & F. I. C. A.	6,379.62	1 Vacant Land 57 1.83	169,900.00	Cash Dec. 31, 1981	434,405.08
Employee Fringe Benefits	2,000.00	2 Residential 287 54.50	5,070,400.00	Taxes Receivable	24,480.09
Other Statutory Expenditures	857.08	3 Farm 4 .57	52,900.00	Tax Title Liens	1,155.21
CETA And Other Public Employment Programs	10,000.00	4a Commercial 30 15.17	1,411,700.00	Foreclosed Property	
MUNICIPAL FUNCTIONS		4b Industrial 6 12.54	1,166,900.00	Emergencies & Other Deferred Charges	15,000.00
CAPITAL IMPROVEMENTS		4c Apartments 2 15.39	1,432,100.00	State and Federal Aid Receivable	5,000.00
DEBT SERVICE		Total 386	9,303,900.00	Other Receivables	61,777.71
Principal Payments	15,000.00	Land Area .50 Sq. Miles		Total	541,818.09
Interest Payments	18,230.00	Net Valuation Taxable-Municipal	10,023,879	LIABILITIES, RESERVES, AND SURPLUS	
DEFERRED CHARGES		Net Valuation Taxable-County	25,412,822	Cash Liabilities	308,591.08
SCHOOL, COUNTY, SPECIAL DISTRICT TAXES	696,245.66	State Equalized Valuation	28,715,659	Reserves for Receivables	80,657.43
RESERVE FOR UNCOLLECTED TAXES	54,360.97	State Equalization Ratio	33.24	Surplus Dec. 31, 1981	152,569.58
EXPENDITURES				Total	541,818.09
TOTAL	943,853.07				

Population 1980 597
 Population 1981 590
 S & P Rating
 Moody Rating

General Tax Rate Per \$100. 3.93
 State Equalized Tax Rate 3.07

FIELDSBORO BORO. - BURLINGTON CO.

Form of Government:

Borough Council

Number of Members on Governing Body - 6

PER CAPITA:

Gross Debt 275.17
 Net Debt 275.17
 Debt Service 7.55
 Total Tax Levy 375.99
 Municipal Expenditures 274.05

PER CENT:

Gross Debt 2.34
 Net Debt 2.34
 Tax Levy Collected 86.03
 Tax Levy Cancelled, Abated or Adjusted .39

EXPENDITURES		REVENUES-REALIZED		1981 PROPERTY TAX	
GENERAL GOVERNMENT				STATE EQUALIZED TAX RATE 2.19	
Governing Body & Public Boards		1981 Property Taxes Collected 193,060.88		Local District School Taxes	159,747.50
Municipal Clerk		1981 Payments in Lieu of Taxes		Regional & Consolidated School Tax	
Financial Administration	4,100.00	Delinquent Tax & Lien Collections 24,209.15		School Taxes in Municipal Budget	
Assessment of Taxes	1,350.00	Business Personalty Replacement Taxes 65,648.24		County Taxes	57,657.25
Collection of Taxes	4,600.00	Taxes from Public Utilities 26,566.60		County Library Taxes	3,146.71
Planning, Housing & Development	2,000.00	Other Miscellaneous Tax Revenues		Local Municipal Purpose Taxes	3,117.00
Human Resources		State Aid Revenues 4,179.68		Veteran & Senior Citizen Taxes	6,200.00
Elections		Federal Aid Revenues 5,256.74		Total Taxes for Rate Computation 3.06	229,868.46
General Administration (other)	40,100.00	State and Local Fiscal Assistance Act Utilized 5,962.00		Special District Taxes	
JUDICIARY		Sale of Acquired Property		Bank Corp. Taxes	
Municipal Courts	3,300.00	Other Miscellaneous Revenues 14,552.29		Added and Omitted Taxes	422.80
PUBLIC SAFETY		Total 339,514.98		Total Taxes Levied - ABSTRACT	224,091.26
Fire Protection	1,575.00	Prior Years Surplus Appropriated 40,300.00		Total Taxes Billed	224,398.45
Police Protection	13,150.00	REVENUES TOTAL 379,814.98		1981 TAXES COLLECTED	193,060.88
Civil Defense & Disaster Control	300.00	Reserve For Uncollected Taxes 29,910.00		1981 Taxes Cancelled, Abated or Adjusted	881.41
Environmental Inspection & Control		CAPITAL OUTLAY TOTAL 109,279.39		Transfer to Tax Title Liens or Foreclosed	3,866.60
Other Public Safety		Public Enterprises		Balance Outstanding Dec. 31, 1981	26,589.56
PUBLIC WORKS		Recreation—Culture 2,979.71		PRIOR YEARS TAXES OUTSTANDING	
Streets and Drainage	19,460.00	Public Works 95,930.92		Balance January 1, 1981	22,571.78
Sewers and Sewage Processing		Buildings and Grounds 10,366.76		Collected in 1981	21,776.06
Garbage and Trash Disposal	11,562.00	Library and Education		Cancelled, Abated or Adjusted 1981	793.72
Public Buildings and Grounds	2,600.00	Conservation		Transfers to Tax Title Liens or Foreclosed	
Other Public Works		All Other		Balance December 31, 1981	
HEALTH and WELFARE		CAPITAL DEBT AUTHORIZED, DECEMBER 31, 1981		TAX TITLE LIENS OUTSTANDING	
Health Services Except Environmental	300.00	ISSUED AND UNISSUED GROSS DEBT NET DEBT		Balance January 1, 1981	11,198.63
Welfare-Public Assistance	500.00	School		Transfer From Taxes	3,866.60
Hospitals, Clinics, First Aid		Self-liquidating		Redeemed in 1981	2,431.09
Animal, Insect, & Rodent Control		Other 164,000 164,000		Cancelled, Abated or Adjusted (1981)	
Other Welfare Services		Total 164,000 164,000		Transfers to Foreclosed Property	
RECREATION and CONSERVATION		ISSUED AND OUTSTANDING		Balance December 31, 1981	12,634.14
Beaches and Boardwalks		School		PROPERTY ACQUIRED BY DEED OR FORECLOSURE	
Parks, Playgrounds, Shade Trees	3,900.00	Self-Liquidating		Balance January 1, 1981	300.00
Land Reclamation & Conservation		Other		Transfers From Taxes or Liens	
Other Recreational Services		Total 101,000.00 101,000.00		Sale for Cash (1981)	
EDUCATION (excluding schools)		EQUALIZED VALUATION BASIS		Cancelled, Abated or Adjusted (1981)	
Libraries	50.00	FOR NET DEBT COMPUTATION 6,995,060		Balance December 31, 1981	300.00
Other Educational Services		REAL PROPERTY VALUATIONS		CURRENT FINANCES DECEMBER 31, 1981	
STATUTORY EXPENDITURES		Code Class # of Parcels % VAL'N ASSESSED VALUATION		ASSETS	
Pensions & F. I. C. A.	4,500.00	1 Vacant Land 30 2.91 164,450.00		Cash Dec. 31, 1981	96,254.91
Employee Fringe Benefits		2 Residential 167 64.41 3,643,520.00		Taxes Receivable	26,589.56
Other Statutory Expenditures	1,000.00	3 Farm 4a Commercial 6 6.44 364,250.00		Tax Title Liens	12,634.14
CETA And Other Public Employment Programs	2,936.00	4b Industrial 1 26.25 1,484,700.00		Foreclosed Property	300.00
MUNICIPAL FUNCTIONS TOTAL 117,283.00		4c Apartments		Emergencies & Other Deferred Charges	6,460.00
CAPITAL IMPROVEMENTS *MEMO* 5,000.00		Total 204 5,656,960.00		State and Federal Aid Receivable	
DEBT SERVICE		Land Area .30 Sq. Miles		Other Receivables	4,548.09
Principal Payments	4,499.55	Net Valuation Taxable-Municipal 5,699,125		Total 146,786.70	
Interest Payments		Net Valuation Taxable-County 9,425,087		LIABILITIES, RESERVES, AND SURPLUS	
DEFERRED CHARGES 11,639.00		State Equalized Valuation 7,282,610		Cash Liabilities	54,827.49
SCHOOL, COUNTY, SPECIAL DISTRICT TAXES 220,551.46		State Equalization Ratio 78.13		Reserves for Receivables	44,071.79
RESERVE FOR UNCOLLECTED TAXES 29,910.00				Surplus Dec. 31, 1981	47,887.42
EXPENDITURES TOTAL 383,883.01				Total 146,786.70	

1009

Population 1980 4,132
 Population 1981 4,111
 S & P Rating
 Moody Rating A-1

General Tax Rate Per \$100. 3.14
 State Equalized Tax Rate 2.25

FLEMINGTON BORO. - HUNTERDON CO
Form of Government:
Borough Council
Number of Members on Governing Body - 6

PER CAPITA

Gross Debt 255.57
 Net Debt 63.68
 Debt Service
 Total Tax Levy 637.30
 Municipal Expenditures 348.02

PER CENT:

Gross Debt 1.04
 Net Debt .26
 Tax Levy Collected 95.82
 Tax Levy Cancelled, Abated or Adjusted

EXPENDITURES		REVENUES-REALIZED		1981 PROPERTY TAX	
GENERAL GOVERNMENT				STATE EQUALIZED TAX RATE →	
Governing Body & Public Boards		1981 Property Taxes Collected	2,503,971.58	Local District School Taxes	
Municipal Clerk		1981 Payments in Lieu of Taxes		Regional & Consolidated School Tax 1.49	1,718,214.04
Financial Administration	13,300.00	Delinquent Tax & Lien Collections	155,924.19	School Taxes in Municipal Budget	
Assessment of Taxes	7,550.00	Business Personalty Replacement Taxes	108,051.24	County Taxes	.37 429,358.75
Collection of Taxes	9,845.72	Taxes from Public Utilities	185,084.00	County Library Taxes	
Planning, Housing & Development	7,300.00	Other Miscellaneous Tax Revenues		Local Municipal Purpose Taxes	.39 445,498.85
Human Resources		State Aid Revenues	32,548.27	Veteran & Senior Citizen Taxes	24,300.00
Elections		Federal Aid Revenues		Total Taxes for Rate Computation 2.25	2,617,371.64
General Administration (other)	153,681.18	State and Local Fiscal Assistance Act Utilized	33,856.77	Special District Taxes	
JUDICIARY		Sale of Acquired Property		Bank Corp. Taxes	13,268.35
Municipal Courts	21,500.00	Other Miscellaneous Revenues	416,962.76	Added and Omitted Taxes	13,586.64
PUBLIC SAFETY		Total	3,436,438.81	Total Taxes Levied - ABSTRACT	2,619,928.83
Fire Protection	29,026.61	Prior Years Surplus Appropriated	230,000.00	Total Taxes Billed	2,613,269.27
Police Protection	224,701.62	REVENUES TOTAL	3,666,438.81	1981 TAXES COLLECTED	2,503,971.58
Civil Defense & Disaster Control		Reserve For Uncollected Taxes	223,652.73	1981 Taxes Cancelled, Abated or Adjusted	
Environmental Inspection & Control	8,650.00	CAPITAL OUTLAY TOTAL	195,882.11	Transfer to Tax Title Liens or Foreclosed	2,276.26
Other Public Safety				Balance Outstanding Dec. 31, 1981	107,021.43
PUBLIC WORKS				PRIOR YEARS TAXES OUTSTANDING	
Streets and Drainage	145,700.00	Public Enterprises	15,864.81	Balance January 1, 1981	143,108.17
Sewers and Sewage Processing	293,820.95	Recreation—Culture		Collected in 1981	136,110.58
Gorbage and Trash Disposal	51,000.00	Public Works	179,633.54	Cancelled, Abated or Adjusted 1981	
Public Buildings and Grounds	15,423.37	Buildings and Grounds	383.76	Transfers to Tax Title Liens or Foreclosed	6,964.66
Other Public Works		Library and Education		Balance December 31, 1981	32.73
HEALTH and WELFARE		Conservation		TAX TITLE LIENS OUTSTANDING	
Health Services Except Environmental	700.00	All Other		Balance January 1, 1981	6,504.08
Welfare-Public Assistance	6,350.00	CAPITAL DEBT AUTHORIZED, DECEMBER 31, 1981		Transfer From Taxes	10,028.68
Hospitals, Clinics, First Aid		ISSUED AND UNISSUED GROSS DEBT NET DEBT		Redeemed in 1981	11,919.17
Animal, Insect, & Rodent Control	1,500.00	School 354,029		Cancelled, Abated or Adjusted (1981)	
Other Welfare Services		Self-liquidating 434,000		Transfers to Foreclosed Property	
RECREATION and CONSERVATION		Other 262,600	262,600	Balance December 31, 1981	4,613.59
Beaches and Boardwalks		Total 1,050,629	262,600	PROPERTY ACQUIRED BY DEED OR FORECLOSURE	
Parks, Playgrounds, Shade Trees	3,000.00			Balance January 1, 1981	34,200.00
Land Reclamation & Conservation		ISSUED AND OUTSTANDING		Transfers From Taxes or Liens	
Other Recreational Services	6,800.00	School 354,029.21		Sole for Cash (1981)	10,200.00
EDUCATION (excluding schools)		Self-Liquidating 434,000.00		Cancelled, Abated or Adjusted (1981)	
Libraries	60,650.00	Other		Balance December 31, 1981	24,000.00
Other Educational Services		Total 788,029.21		CURRENT FINANCES DECEMBER 31, 1981	
STATUTORY EXPENDITURES		EQUALIZED VALUATION BASIS FOR NET DEBT COMPUTATION	101,138,395	ASSETS	
Pensions & F. I. C. A.	57,195.21	REAL PROPERTY VALUATIONS		Cash Dec. 31, 1981	207,750.26
Employee Fringe Benefits	29,500.00	Code Class # of Parcels % VAL'N		Taxes Receivable	107,054.16
Other Statutory Expenditures	3,000.00	1 Vacant Land 68 2.74	2,190,200.00	Tax Title Liens	4,013.59
CETA and Other Public Employment Programs		2 Residential 176 45.92	36,776,320.00	Foreclosed Property	24,000.00
MUNICIPAL FUNCTIONS TOTAL	1,150,194.66	3 Farm 2 .01	6,700.00	Emergencies & Other Deferred Charges	60,379.22
CAPITAL IMPROVEMENTS *MEMO*	78,856.77	4a Commercial 182 37.22	29,808,750.00	State and Federal Aid Receivable	
DEBT SERVICE		4b Industrial 1 .21	166,600.00	Other Receivables	327,887.94
Principal Payments		4c Apartments 9 13.90	11,129,800.00	Total	731,685.17
Interest Payments		Total 1038	80,084,370.00	LIABILITIES, RESERVES, AND SURPLUS	
DEFERRED CHARGES	56,861.45	Land Area 1.10 Sq. Miles		Cash Liabilities	165,666.18
SCHOOL, COUNTY, SPECIAL DISTRICT TAXES	2,147,572.79	Net Valuation Taxable-Municipal	82,792,370	Reserves for Receivables	463,525.69
RESERVE FOR UNCOLLECTED TAXES	223,652.73	Net Valuation Taxable-County	102,920,430	Surplus Dec. 31, 1981	102,463.30
EXPENDITURES TOTAL	3,578,281.63	State Equalized Valuation	114,589,654	Total	731,685.17
		State Equalization Ratio	71.58		

0315

Population 1980 9,084
 Population 1981 9,104
 S & P Rating
 Moody Rating

General Tax Rate Per \$100.

2.79

State Equalized Tax Rate

2.37

FLORENCE TWP. - BURLINGTON COUNTY**Form of Government:****Mayor-Council Plan F (OMCL 50)****Number of Members on Governing Body - 5****PER CAPITA:**

Gross Debt 410.58
 Net Debt 277.59
 Debt Service 21.95
 Total Tax Levy 434.39
 Municipal Expenditures 244.85

PER CENT:

Gross Debt 2.54
 Net Debt 1.72
 Tax Levy Collected 90.20
 Tax Levy Cancelled, Abated or Adjusted .07

EXPENDITURES		REVENUES-REALIZED		1981 PROPERTY TAX	
GENERAL GOVERNMENT		STATE EQUALIZED TAX RATE		↓	
Governing Body & Public Boards	14,588.36	1981 Property Taxes Collected	3,562,154.56	Local District School Taxes	1.51 2,401,530.50
Municipal Clerk	43,400.00	1981 Payments in Lieu of Taxes		Regional & Consolidated School Tax	
Financial Administration	28,750.00	Delinquent Tax & Lien Collections	240,806.67	School Taxes in Municipal Budget	
Assessment of Taxes	21,188.60	Business Personalty Replacement Taxes	415,378.96	County Taxes	.60 956,389.50
Collection of Taxes	35,900.00	Taxes from Public Utilities	460,744.00	County Library Taxes	.03 55,273.71
Planning, Housing & Development	8,984.00	Other Miscellaneous Tax Revenues		Local Municipal Purpose Taxes	.23 365,865.00
Human Resources	1,000.00	State Aid Revenues	60,535.22	Veteran & Senior Citizen Taxes	
Elections		Federal Aid Revenues	36,735.81	Total Taxes for Rate Computation	2.37 3,911,758.71
General Administration (other)	209,647.27	State and Local Fiscal Assistance Act Utilized	136,855.59	Special District Taxes	
JUDICIARY		Sale of Acquired Property		Bank Corp. Taxes	
Municipal Courts	24,000.00	Other Miscellaneous Revenues	401,755.57	Added and Omitted Taxes	
PUBLIC SAFETY		Total	5,315,010.38	Total Taxes Levied - ABSTRACT	3,954,728.94
Fire Protection	800.00	Prior Years Surplus Appropriated	334,000.00	Total Taxes Billed	3,949,041.82
Police Protection	431,081.67	REVENUES TOTAL	5,649,010.38	1981 TAXES COLLECTED	3,562,194.56
Civil Defense & Disaster Control	906.38	Reserve For Uncollected Taxes	512,500.00	1981 Taxes Cancelled, Abated or Adjusted	2,571.28
Environmental Inspection & Control	14,403.23	CAPITAL OUTLAY TOTAL	1,011,667.66	Transfer to Tax Title Liens or Foreclosed	21,409.06
Other Public Safety		Public Enterprises	51,257.03	Balance Outstanding Dec. 31, 1981	362,866.92
PUBLIC WORKS		Recreation—Culture		PRIOR YEARS TAXES OUTSTANDING	
Streets and Drainage	164,082.67	Public Works	275,260.29	Balance January 1, 1981	225,516.28
Sewers and Sewage Processing	165,200.00	Buildings and Grounds	685,110.54	Collected in 1981	219,342.02
Garbage and Trash Disposal		Library and Education		Cancelled, Abated or Adjusted 1981	
Public Buildings and Grounds	50,100.00	Conservation		Transfers to Tax Title Liens or Foreclosed	4,832.34
Other Public Works	242.00	All Other		Balance December 31, 1981	1,341.92
HEALTH and WELFARE		CAPITAL DEBT AUTHORIZED, DECEMBER 31, 1981		TAX TITLE LIENS OUTSTANDING	
Health Services Except Environmental	3,013.55	ISSUED AND UNISSUED		Balance January 1, 1981	54,184.41
Welfare-Public Assistance	11,325.57	School	166,000	Transfer From Taxes	27,343.78
Hospitals, Clinics, First Aid		Self-liquidating	1,041,250	Redeemed in 1981	21,464.65
Animal, Insect, & Rodent Control		Other	2,530,675	Cancelled, Abated or Adjusted (1981)	
Other Welfare Services		Total	3,737,925	Transfers to Foreclosed Property	
RECREATION and CONSERVATION		ISSUED AND OUTSTANDING		Balance December 31, 1981	60,063.54
Beaches and Boardwalks	25,775.00	School	166,000.00	PROPERTY ACQUIRED BY DEED OR	
Parks, Playgrounds, Shade Trees	300.00	Self-Liquidating	1,040,900.00	FORECLOSURE	
Land Reclamation & Conservation	14,660.00	Other	2,530,125.00	Balance January 1, 1981	10,115.01
Other Recreational Services		Total	3,737,025.00	Transfers From Taxes or Liens	
EDUCATION (excluding schools)		EQUALIZED VALUATION BASIS		Sale for Cash (1981)	
Libraries	10,500.00	FOR NET DEBT COMPUTATION	147,234,544	Cancelled, Abated or Adjusted (1981)	
Other Educational Services		REAL PROPERTY VALUATIONS		Balance December 31, 1981	10,115.01
STATUTORY EXPENDITURES		Code Class # of Parcels % VAL'N	ASSESSED VALUATION	CURRENT FINANCES DECEMBER 31, 1981	
Pensions & F. I. C. A.	111,585.86	1 Vacant Land 279 4.07	5,444,660.00	ASSETS	
Employee Fringe Benefits	40,166.69	2 Residential 2877 68.72	91,854,755.00	Cash Dec. 31, 1981	586,057.97
Other Statutory Expenditures	32,940.00	3 Farm 145 2.01	2,695,065.00	Taxes Receivable	364,208.04
CETA And Other Public Employment Programs	22,688.01	4a Commercial 138 10.17	13,590,260.00	Tax Title Liens	60,063.54
MUNICIPAL FUNCTIONS TOTAL	1,487,228.86	4b Industrial 18 13.79	18,432,510.00	Foreclosed Property	10,115.01
CAPITAL IMPROVEMENTS *MEMO*	3,000.00	4c Apartments 10 1.23	1,646,365.00	Emergencies & Other Deferred Charges	23,093.05
DEBT SERVICE		Total 3467	133,663,615.00	State and Federal Aid Receivable	
Principal Payments	46,600.00	Land Area 9.65 Sq. Miles		Other Receivables	11,130.44
Interest Payments	153,258.67	Net Valuation Taxable-Municipal	135,505,514	Total	1,454,668.05
DEFERRED CHARGES	29,521.76	Net Valuation Taxable-County	165,557,056	LIABILITIES, RESERVES, AND SURPLUS	
SCHOOL, COUNTY, SPECIAL DISTRICT TAXES	3,562,249.71	State Equalized Valuation	159,060,066	Cash Liabilities	228,858.04
RESERVE FOR UNCOLLECTED TAXES	512,500.00	State Equalization Ratio	85.02	Reserves for Receivables	445,517.03
EXPENDITURES TOTAL	5,791,359.00			Surplus Dec. 31, 1981	780,292.98
				Total	1,454,668.05

231

Population 1980 1,892
 Population 1981 1,870
 S & P Rating
 Moody Rating

General Tax Rate Per \$100. 4.63
 State Equalized Tax Rate 1.87

FOLSOM BOROUGH - ATLANTIC COUNTY
Form of Government:
Borough Council
Number of Members on Governing Body - 6

PER CAPITA:
 Gross Debt 224.75
 Net Debt 176.63
 Debt Service 18.00
 Total Tax Levy 417.24
 Municipal Expenditures 213.05

PER CENT:
 Gross Debt 1.23
 Net Debt .97
 Tax Levy Collected 93.17
 Tax Levy Cancelled, Abated or Adjusted .44

EXPENDITURES		REVENUES-REALIZED		1981 PROPERTY TAX	
GENERAL GOVERNMENT		1981 Property Taxes Collected		STATE EQUALIZED TAX RATE 1.17	
Governing Body & Public Boards		728,676.69		Local District School Taxes	
Municipal Clerk				Regional & Consolidated School Tax	
Financial Administration	8,100.00	1981 Payments in Lieu of Taxes		School Taxes in Municipal Budget	
Assessment of Taxes	6,150.00	Delinquent Tax & Lien Collections		County Taxes .46 *	
Collection of Taxes	9,500.00	Business Personalty Replacement Taxes		County Library Taxes .02	
Planning, Housing & Development	3,700.00	Taxes from Public Utilities		Local Municipal Purpose Taxes .22	
Human Resources	2,300.00	Other Miscellaneous Tax Revenues		Veteran & Senior Citizen Taxes	
Elections		State Aid Revenues		Total Taxes for Rate Computation 1.87	
General Administration (other)	58,725.00	Federal Aid Revenues		Special District Taxes	
JUDICIARY		State and Local Fiscal Assistance Act Utilized		Bank Corp. Taxes	
Municipal Courts	9,710.00	Sale of Acquired Property		Added and Omitted Taxes	
PUBLIC SAFETY		Other Miscellaneous Revenues		Total Taxes Levied - ABSTRACT	
Fire Protection	14,647.76	Total		Total Taxes Billed	
Police Protection	4,400.00	Prior Years Surplus Appropriated		1981 TAXES COLLECTED	
Civil Defense & Disaster Control	500.00	REVENUES TOTAL		1981 Taxes Cancelled, Abated or Adjusted	
Environmental Inspection & Control	5,850.00	Reserve For Uncollected Taxes		Transfer to Tax Title Liens or Foreclosed	
Other Public Safety		CAPITAL OUTLAY TOTAL		Balance Outstanding Dec. 31, 1981	
PUBLIC WORKS		19,558.58		PRIOR YEARS TAXES OUTSTANDING	
Streets and Drainage	65,127.00	Public Enterprises		Balance January 1, 1981	
Sewers and Sewage Processing		Recreation—Culture		Collected in 1981	
Garbage and Trash Disposal	46,000.00	Public Works		Cancelled, Abated or Adjusted 1981	
Public Buildings and Grounds	5,681.23	Buildings and Grounds		Transfers to Tax Title Liens or Foreclosed	
Other Public Works		Library and Education		Balance December 31, 1981	
HEALTH and WELFARE		Conservation		TAX TITLE LIENS OUTSTANDING	
Health Services Except Environmental	500.00	All Other		Balance January 1, 1981	
Welfare-Public Assistance	650.00	CAPITAL DEBT AUTHORIZED, DECEMBER 31, 1981		Transfer From Taxes	
Hospitals, Clinics, First Aid	500.00	ISSUED AND UNISSUED GROSS DEBT NET DEBT		Redeemed in 1981	
Animal, Insect, & Rodent Control	1,100.00	School 90,000		Cancelled, Abated or Adjusted (1981)	
Other Welfare Services		Self-liquidating 330,289		Transfers to Foreclosed Property	
RECREATION and CONSERVATION		Other 330,289		Balance December 31, 1981	
Beaches and Boardwalks	6,500.00	Total 420,289		PROPERTY ACQUIRED BY DEED OR	
Parks, Playgrounds, Shade Trees		ISSUED AND OUTSTANDING		FORECLOSURE	
Land Reclamation & Conservation	195.15	School 90,000.00		Balance January 1, 1981	
Other Recreational Services		Self-liquidating 270,000.00		Transfers From Taxes or Liens	
EDUCATION (excluding schools)		Other 360,000.00		Sale for Cash (1981)	
Libraries		Total 34,176,981		Cancelled, Abated or Adjusted (1981)	
Other Educational Services		EQUALIZED VALUATION BASIS		Balance December 31, 1981	
STATUTORY EXPENDITURES		FOR NET DEBT COMPUTATION		CURRENT FINANCES DECEMBER 31, 1981	
Pensions & F. I. C. A.	8,295.08	REAL PROPERTY VALUATIONS		ASSETS	
Employee Fringe Benefits		Code Class # of Parcels % VAL'N ASSESSED VALUATION		Cash Dec. 31, 1981	
Other Statutory Expenditures	800.00	1 Vacant Land 668 8.73 1,407,105.00		Taxes Receivable	
CETA And Other Public Employment Programs	7,774.00	2 Residential 594 67.78 10,920,325.00		Tax Title Liens	
MUNICIPAL FUNCTIONS TOTAL	266,705.22	3 Farm 39 1.25 200,900.00		Foreclosed Property	
CAPITAL IMPROVEMENTS *MEMO*	21,823.15	4a Commercial 40 6.16 992,000.00		Emergencies & Other Deferred Charges	
DEBT SERVICE		4b Industrial 12 16.09 2,591,610.00		State and Federal Aid Receivable	
Principal Payments	15,000.00	4c Apartments		Other Receivables	
Interest Payments	18,657.22	Total 1353 16,111,940.00		Total	
DEFERRED CHARGES	22,933.42	Land Area 8.40 Sq. Miles		LIABILITIES, RESERVES, AND SURPLUS	
SCHOOL, COUNTY, SPECIAL DISTRICT TAXES	687,570.96	Net Valuation Taxable-Municipal		Cash Liabilities	
RESERVE FOR UNCOLLECTED TAXES	75,108.77	Net Valuation Taxable-County		Reserves for Receivables	
EXPENDITURES TOTAL	1,085,975.59	State Equalized Valuation		Surplus Dec. 31, 1981	
		State Equalization Ratio 40.48		Total	

*Includes County Health Service Taxes or County Vocational School Taxes. See Table 13.

Population 1980 32,449
 Population 1981 32,515
 S & P Rating AAA
 Moody Rating A-1

General Tax Rate Per \$100. 2.11
 State Equalized Tax Rate 1.89

FORT LEE BOROUGH - BERGEN COUNTY
Form of Government:
Borough Council
Number of Members on Governing Body - 6

PER CAPITA:
 Gross Debt 631.65
 Net Debt 313.79
 Debt Service 35.54
 Total Tax Levy 610.95
 Municipal Expenditures 352.08

PER CENT
 Gross Debt 2.22
 Net Debt 1.10
 Tax Levy Collected 95.74
 Tax Levy Cancelled, Abated or Adjusted 1.91

EXPENDITURES		REVENUES-REALIZED		1981 PROPERTY TAX	
GENERAL GOVERNMENT				STATE EQUALIZED TAX RATE	
Governing Body & Public Boards	41,200.00	1981 Property Taxes Collected	19,011,424.65	Local District School Taxes .94	9,843,899.58
Municipal Clerk	99,021.00	1981 Payments in Lieu of Taxes	78,962.89	Regional & Consolidated School Tax	
Financial Administration	23,500.00	Delinquent Tax & Lien Collections	1,074,979.94	School Taxes in Municipal Budget	
Assessment of Taxes	83,565.00	Business Personalty Replacement Taxes	147,976.44	County Taxes .33	3,424,037.03
Collection of Taxes	95,676.00	Taxes from Public Utilities	948,659.00	County Library Taxes	
Planning, Housing & Development	15,375.00	Other Miscellaneous Tax Revenues		Local Municipal Purpose Taxes .62	6,417,500.38
Human Resources		State Aid Revenues	287,052.12	Veteran & Senior Citizen Taxes	156,650.00
Elections	6,750.00	Federal Aid Revenues	3,743.65	Total Taxes for Rate Computation 1.89	19,842,086.99
General Administration (other)	795,397.00	State and Local Fiscal Assistance Act Utilized	305,081.00	Special District Taxes	
JUDICIARY		Sale of Acquired Property		Bank Corp. Taxes	37,483.96
Municipal Courts	127,359.00	Other Miscellaneous Revenues	1,503,928.04	Added and Omitted Taxes	142,025.42
PUBLIC SAFETY		Total	23,361,847.73	Total Taxes Levied - ABSTRACT	19,864,946.37
Fire Protection	677,940.00	Prior Years Surplus Appropriated	1,250,000.00	Total Taxes Billed	19,857,866.75
Police Protection	2,487,591.37	REVENUES TOTAL	24,611,847.73	1981 TAXES COLLECTED	19,011,424.65
Civil Defense & Disaster Control	100.00	Reserve For Uncollected Taxes	1,360,745.42	1981 Taxes Cancelled, Abated or Adjusted	379,396.82
Environmental Inspection & Control	143,087.00	CAPITAL OUTLAY TOTAL	1,263,286.16	Transfer to Tax Title Liens or Foreclosed	524.94
Other Public Safety				Balance Outstanding Dec 31, 1981	466,720.34
PUBLIC WORKS		Public Enterprises		PRIOR YEARS TAXES OUTSTANDING	
Streets and Drainage	568,829.00	Recreation—Culture		Balance January 1, 1981	2,166,561.88
Sewers and Sewage Processing	969,499.00	Public Works	1,223,049.42	Collected in 1981	1,074,979.94
Garbage and Trash Disposal	303,866.00	Buildings and Grounds	40,236.74	Cancelled, Abated or Adjusted 1981	325,456.40
Public Buildings and Grounds	196,939.00	Library and Education		Transfers to Tax Title Liens or Foreclosed	
Other Public Works		Conservation		Balance December 31, 1981	700,125.48
HEALTH and WELFARE		All Other		TAX TITLE LIENS OUTSTANDING	
Health Services Except Environmental	187,347.00	CAPITAL DEBT AUTHORIZED, DECEMBER 31, 1981		Balance January 1, 1981	15,440.57
Welfare-Public Assistance	51,939.00	ISSUED AND UNISSUED GROSS DEBT		Transfer From Taxes	324.94
Hospitals, Clinics, First Aid		School 10,335,000		Redeemed in 1981	
Animal, Insect, & Rodent Control		Self-liquidating		Cancelled, Abated or Adjusted (1981)	14,009.71
Other Welfare Services		Other 10,203,037	10,203,037	Transfers to Foreclosed Property	
RECREATION and CONSERVATION		Total 20,538,037	10,203,037	Balance December 31, 1981	1,755.80
Beaches and Boardwalks		ISSUED AND OUTSTANDING		PROPERTY ACQUIRED BY DEED OR FORECLOSURE	
Parks, Playgrounds, Shade Trees	344,670.00	School 5,445,000.00		Balance January 1, 1981	8,220.00
Land Reclamation & Conservation		Self-Liquidating		Transfers From Taxes or Liens	
Other Recreational Services	123,135.00	Other 8,486,000.00		Sale for Cash (1981)	
EDUCATION (excluding schools)		Total 13,931,000.00		Cancelled, Abated or Adjusted (1981)	
Libraries	329,731.00	EQUALIZED VALUATION BASIS FOR NET DEBT COMPUTATION	927,158,618	Balance December 31, 1981	8,220.00
Other Educational Services		REAL PROPERTY VALUATIONS		CURRENT FINANCES DECEMBER 31, 1981	
STATUTORY EXPENDITURES		Code Class # of Parcels % VAL'N	ASSESSED VALUATION	ASSETS	
Pensions & F. I. C. A.	642,145.64	1 Vacant Land 260 3.45	31,927,300.00	Cash Dec. 31, 1981	2,280,988.84
Employee Fringe Benefits	206,665.91	2 Residential 4031 36.55	337,748,600.00	Taxes Receivable	1,232,845.82
Other Statutory Expenditures	18,500.00	3 Farm		Tax Title Liens	1,755.80
CETA And Other Public Employment Programs	2,867.34	4a Commercial 297 16.25	150,205,900.00	Foreclosed Property	8,220.00
MUNICIPAL FUNCTIONS TOTAL	8,542,695.26	4b Industrial 17 1.21	11,187,100.00	Emergencies & Other Deferred Charges	76,353.07
CAPITAL IMPROVEMENTS *MEMJ*	85,000.00	4c Apartments 108 42.53	393,046,100.00	State and Federal Aid Receivable	
DEBT SERVICE		Total 4713	924,115,000.00	Other Receivables	41,499.14
Principal Payments	630,000.00	Land Area 2.50 Sq. Miles		Total	3,641,662.67
Interest Payments	525,682.00	Net Valuation Taxable-Municipal	934,400,063	LIABILITIES, RESERVES, AND SURPLUS	
DEFERRED CHARGES	388,617.31	Net Valuation Taxable-County	952,828,404	Cash Liabilities	1,312,468.07
SCHOOL, COUNTY, SPECIAL DISTRICT TAXES	13,267,936.61	State Equalized Valuation	1,040,985,718	Reserves for Receivables	1,284,320.66
RESERVE FOR UNCOLLECTED TAXES	1,360,745.42	State Equalization Ratio	89.66	Surplus Dec. 31, 1981	1,044,873.94
EXPENDITURES TOTAL	24,715,676.60			Total	3,641,662.67

1905

Population 1980 4,654
 Population 1981 4,753
 S & P Rating
 Moody Rating

General Tax Rate Per \$100.

2.52

State Equalized Tax Rate

2.57

FRANKFORD TOWNSHIP - SUSSEX CO.**Form of Government:****Township Committee****Number of Members on Governing Body - 3****PER CAPITA:**

Gross Debt 284.35

Net Debt

Debt Service

Total Tax Levy 652.48

Municipal Expenditures 243.77

PER CENT:

Gross Debt 1.28

Net Debt

Tax Levy Collected 88.33

Tax Levy Cancelled, Abated
or Adjusted .52

EXPENDITURES		REVENUES-REALIZED		1981 PROPERTY TAX	
GENERAL GOVERNMENT				STATE EQUALIZED TAX RATE	
Governing Body & Public Boards		1981 Property Taxes Collected	2,768,754.24	Local District School Taxes 1.16	1,358,365.00
Municipal Clerk		1981 Payments in Lieu of Taxes		Regional & Consolidated School Tax .57	683,571.04
Financial Administration	17,620.00	Delinquent Tax & Lien Collections	317,445.71	School Taxes in Municipal Budget	
Assessment of Taxes	28,500.00	Business Personalty Replacement Taxes	61,585.64	County Taxes .54 *	654,880.91
Collection of Taxes	26,000.00	Taxes from Public Utilities	312,734.00	County Library Taxes .03	34,733.99
Planning, Housing & Development	21,090.00	Other Miscellaneous Tax Revenues		Local Municipal Purpose Taxes .26	318,724.56
Human Resources		State Aid Revenues	29,712.00	Veteran & Senior Citizen Taxes	36,850.00
Elections		Federal Aid Revenues		Total Taxes for Rate Computation 2.56	3,127,125.90
General Administration (other)	107,275.31	State and Local Fiscal Assistance Act Utilized	63,817.64	Special District Taxes	
JUDICIARY		Sale of Acquired Property		Bank Corp. Taxes	919.73
Municipal Courts	20,100.00	Other Miscellaneous Revenues	141,356.57	Added and Omitted Taxes	36,128.05
PUBLIC SAFETY		Total	3,655,409.80	Total Taxes Levied - ABSTRACT	3,127,323.68
Fire Protection	23,700.00	Prior Years Surplus Appropriated	178,527.70	Total Taxes Billed	3,134,607.65
Police Protection	6,000.00	REVENUES	TOTAL	1981 TAXES COLLECTED	2,768,754.24
Civil Defense & Disaster Control	1,200.00	Reserve For Uncollected Taxes	384,074.56	1981 Taxes Cancelled, Abated or Adjusted	10,381.83
Environmental Inspection & Control	14,517.22	CAPITAL OUTLAY	TOTAL	Transfer to Tax Title Liens or Foreclosed	64,914.18
Other Public Safety			28,453.55	Balance Outstanding Dec. 31, 1981	284,557.40
PUBLIC WORKS				PRIOR YEARS TAXES OUTSTANDING	
Streets and Drainage	357,104.58	Public Enterprises		Balance January 1, 1981	272,057.19
Sewers and Sewage Processing		Recreation—Culture		Collected in 1981	252,439.54
Garbage and Trash Disposal	12,000.00	Public Works	4,953.55	Cancelled, Abated or Adjusted 1981	5,647.32
Public Buildings and Grounds	30,150.00	Buildings and Grounds	23,500.00	Transfers to Tax Title Liens or Foreclosed	11,982.78
Other Public Works	2,292.89	Library and Education		Balance December 31, 1981	1,587.15
HEALTH and WELFARE		Conservation		TAX TITLE LIENS OUTSTANDING	
Health Services Except Environmental	38,494.86	All Other		Balance January 1, 1981	195,011.41
Welfare-Public Assistance	5,650.00	CAPITAL DEBT AUTHORIZED, DECEMBER 31, 1981		Transfer From Taxes	77,928.58
Hospitals, Clinics, First Aid	3,000.00	ISSUED AND UNISSUED	GROSS DEBT	Redeemed in 1981	65,005.77
Animal, Insect, & Rodent Control	5,840.00	School	1,362,882	Cancelled, Abated or Adjusted (1981)	1,164.24
Other Welfare Services		Self-liquidating		Transfers to Foreclosed Property	
RECREATION and CONSERVATION		Other		Balance December 31, 1981	206,769.58
Beaches and Boardwalks		Total	1,362,882	PROPERTY ACQUIRED BY DEED OR FORECLOSURE	
Parks, Playgrounds, Shade Trees		ISSUED AND OUTSTANDING		Balance January 1, 1981	700.00
Land Reclamation & Conservation		School	1,362,882.96	Transfers From Taxes or Liens	
Other Recreational Services	6,500.00	Self-Liquidating		Sale for Cash (1981)	
EDUCATION (excluding schools)		Other		Cancelled, Abated or Adjusted (1981)	
Libraries		Total	1,362,882.96	Balance December 31, 1981	700.00
Other Educational Services		EQUALIZED VALUATION BASIS		CURRENT FINANCES DECEMBER 31, 1981	
STATUTORY EXPENDITURES		FOR NET DEBT COMPUTATION	106,813.378	ASSETS	
Pensions & F. I. C. A.	27,000.00	REAL PROPERTY VALUATIONS		Cash Dec. 31, 1981	646,158.29
Employee Fringe Benefits	16,500.00	Code Class # of Parcels % VAL'N	ASSESSED VALUATION	Taxes Receivable	286,544.55
Other Statutory Expenditures	2,800.00	1 Vacant Land 889 10.37	12,628,610.00	Tax Title Liens	206,769.98
CETA And Other Public Employment Programs		2 Residential 1653 70.91	86,368,759.00	Foreclosed Property	700.00
MUNICIPAL FUNCTIONS		3 Farm 486 10.94	13,315,550.00	Emergencies & Other Deferred Charges	17,075.00
CAPITAL IMPROVEMENTS	*MEMU*	4a Commercial 81 7.27	8,861,100.00	State and Federal Aid Receivable	
DEBT SERVICE		4b Industrial 10 .45	550,200.00	Other Receivables	1,900.08
Principal Payments		4c Apartments 1 .07	79,600.00	Total	1,159,147.90
Interest Payments		Total 3120	121,803,855.00	LIABILITIES, RESERVES, AND SURPLUS	
DEFERRED CHARGES	5,000.00	Land Area 34.70 Sq. Miles		Cash Liabilities	255,674.42
SCHOOL, COUNTY, SPECIAL DISTRICT TAXES	2,771,550.94	Net Valuation Taxable-Municipal	123,024,670	Reserves for Receivables	455,914.61
RESERVE FOR UNCOLLECTED TAXES	384,074.96	Net Valuation Taxable-County	110,230,660	Surplus Dec. 31, 1981	407,558.87
EXPENDITURES	TOTAL	State Equalized Valuation	120,777,213	Total	1,159,147.90
	3,535,960.76	State Equalization Ratio	101.88		

1906
 Population 1980 4,486
 Population 1981 4,558
 S & P Rating
 Moody Rating

General Tax Rate Per \$100. 5.51
 State Equalized Tax Rate 2.59

FRANKLIN BOROUGH - SUSSEX COUNTY
Form of Government:
Borough Council
Number of Members on Governing Body - 6

PER CAPITA:
 Gross Debt 1,277.39
 Net Debt 269.37
 Debt Service 12.62
 Total Tax Levy 430.92
 Municipal Expenditures 250.90
 PER CENT:
 Gross Debt 8.57
 Net Debt 1.81
 Tax Levy Collected 94.70
 Tax Levy Cancelled, Abated or Adjusted .28

EXPENDITURES		REVENUES-REALIZED		1981 PROPERTY TAX	
GENERAL GOVERNMENT				STATE EQUALIZED TAX RATE	
Governing Body & Public Boards		1981 Property Taxes Collected	1,848,235.72	Local District School Taxes 1.52	1,142,440.50
Municipal Clerk		1981 Payments in Lieu of Taxes		Regional & Consolidated School Tax .15	112,968.76
Financial Administration	23,256.00	Delinquent Tax & Lien Collections	67,112.75	School Taxes in Municipal Budget	
Assessment of Taxes	7,550.00	Business Personalty Replacement Taxes	68,315.80	County Taxes .59	* 441,428.46
Collection of Taxes	16,800.00	Taxes from Public Utilities	536,807.00	County Library Taxes .03	23,558.67
Planning, Housing & Development	15,253.00	Other Miscellaneous Tax Revenues		Local Municipal Purpose Taxes .30	226,312.56
Human Resources		State Aid Revenues	39,166.63	Veteran & Senior Citizen Taxes	49,700.00
Elections	1,710.50	Federal Aid Revenues		Total Taxes for Rate Computation 2.59	1,996,409.35
General Administration (other)	106,892.00	State and Local Fiscal Assistance Act Utilized	64,076.00	Special District Taxes	
JUDICIARY		Sale of Acquired Property	2,240.00	Bank Corp. Taxes	14,184.04
Municipal Courts	12,135.00	Other Miscellaneous Revenues	208,467.63	Added and Omitted Taxes	3,219.61
PUBLIC SAFETY		Total	2,834,421.53	Total Taxes Levied - ABSTRACT	1,964,113.00
Fire Protection	41,930.00	Prior Years Surplus Appropriated	131,111.24	Total Taxes Billed	1,951,631.56
Police Protection	238,075.69	REVENUES TOTAL	2,965,532.77	1981 TAXES COLLECTED	1,848,235.72
Civil Defense & Disaster Control	600.00	Reserve For Uncollected Taxes	140,740.46	1981 Taxes Cancelled, Abated or Adjusted	5,424.59
Environmental Inspection & Control	10,413.00	CAPITAL OUTLAY TOTAL	310,065.68	Transfer to Tax Title Liens or Foreclosed	936.70
Other Public Safety		Public Enterprises	194,656.05	Balance Outstanding Dec. 31, 1981	97,034.95
PUBLIC WORKS		Recreation—Culture		PRIOR YEARS TAXES OUTSTANDING	
Streets and Drainage	260,796.50	Public Works	13,829.23	Balance January 1, 1981	65,086.64
Sewers and Sewage Processing		Buildings and Grounds	101,600.40	Collected in 1981	65,086.64
Garbage and Trash Disposol		Library and Education		Cancelled, Abated or Adjusted 1981	
Public Buildings and Grounds	87,142.00	Conservation		Transfers to Tax Title Liens or Foreclosed	
Other Public Works	330.00	All Other		Balance December 31, 1981	
HEALTH and WELFARE		CAPITAL DEBT AUTHORIZED, DECEMBER 31, 1981		TAX TITLE LIENS OUTSTANDING	
Health Services Except Environmental	14,363.00	ISSUED AND UNISSUED		Balance January 1, 1981	2,850.25
Welfare-Public Assistance	8,800.00	School	2,916,274	Transfer From Taxes	936.70
Hospitals, Clinics, First Aid		Self-liquidating	2,686,085	Redeemed in 1981	2,026.11
Animal, Insect, & Rodent Control	100.00	Other	220,000	Cancelled, Abated or Adjusted (1981)	
Other Welfare Services		Total	5,822,359	Transfers to Foreclosed Property	
RECREATION and CONSERVATION		ISSUED AND OUTSTANDING		Balance December 31, 1981	1,760.84
Beaches and Boardwalks		School	2,916,274.01	PROPERTY ACQUIRED BY DEED OR FORECLOSURE	
Parks, Playgrounds, Shode Trees		Self-Liquidating	570,000.00	Balance January 1, 1981	60,700.00
Land Reclamation & Conservation	150.00	Other	220,000.00	Transfers From Taxes or Liens	
Other Recreational Services	15,900.00	Total	3,706,274.01	Sale for Cash (1981)	2,240.00
EDUCATION (excluding schools)		EQUALIZED VALUATION BASIS		Cancelled, Abated or Adjusted (1981)	4,960.00
Libraries		FOR NET DEBT COMPUTATION	67,913,242	Balance December 31, 1981	53,500.00
Other Educational Services		REAL PROPERTY VALUATIONS		CURRENT FINANCES DECEMBER 31, 1981	
STATUTORY EXPENDITURES		Code Class # of Parcels % VAL'N		ASSETS	
Pensions & F. I. C. A.	61,930.00	1 Vacant Land 168 3.42	1,174,425.00	Cash Dec. 31, 1981	671,554.12
Employee Fringe Benefits	18,200.00	2 Residential 1083 64.89	22,290,250.00	Taxes Receivable	97,034.55
Other Statutory Expenditures	3,000.00	3 Farm 40 1.51	517,300.00	Tax Title Liens	1,760.84
CETA And Other Public Employment Programs		4a Commercial 123 23.06	7,922,725.00	Foreclosed Property	53,500.00
MUNICIPAL FUNCTIONS		4b Industrial 6 5.18	1,777,750.00	Emergencies & Other Deferred Charges	
CAPITAL IMPROVEMENTS		4c Apartments 13 1.94	667,500.00	State and Federal Aid Receivable	21,785.83
DEBT SERVICE		Total 1433	34,349,950.00	Other Receivables	8,229.34
Principal Payments	25,000.00	Land Area 4.40 Sq. Miles		Total	853,865.08
Interest Payments	32,540.00	Net Valuation Taxable-Municipal	35,361,385	LIABILITIES, RESERVES, AND SURPLUS	
DEFERRED CHARGES		Net Valuation Taxable-County	73,886,473	Cash Liabilities	95,680.46
SCHOOL, COUNTY, SPECIAL DISTRICT TAXES	1,720,396.39	State Equalized Valuation	74,020,427	Reserves for Receivables	160,525.13
RESERVE FOR UNCOLLECTED TAXES	140,740.46	State Equalization Ratio	47.05	Surplus Dec. 31, 1981	597,659.49
EXPENDITURES				Total	853,865.08
TOTAL	2,864,003.54				

0805

Population 1980 12,396
 Population 1981 12,805
 S & P Rating
 Moody Rating

General Tax Rate Per \$100.

3.40

State Equalized Tax Rate

2.35

FRANKLIN TOWNSHIP - GLOUCESTER CO.

Form of Government:

Township Committee

Number of Members on Governing Body - 5

PER CAPITA:

Gross Debt 128.60
 Net Debt 88.59
 Debt Service 32.84
 Total Tax Levy 374.94
 Municipal Expenditures 229.94

PER CENT:

Gross Debt .96
 Net Debt .66
 Tax Levy Collected 87.88
 Tax Levy Cancelled, Abated or Adjusted .10

EXPENDITURES		REVENUES-REALIZED		1981 PROPERTY TAX	
GENERAL GOVERNMENT		1981 Property Taxes Collected		STATE EQUALIZED TAX RATE	
Governing Body & Public Boards	15,000.00	1981 Payments in Lieu of Taxes		Local District School Taxes	.66
Municipal Clerk	28,053.07	Delinquent Tax & Lien Collections		Regional & Consolidated School Tax	.69
Financial Administration	45,062.09	Business Personalty Replacement Taxes		School Taxes in Municipal Budget	
Assessment of Taxes	43,732.26	Taxes from Public Utilities		County Taxes	.58
Collection of Taxes	67,924.26	Other Miscellaneous Tax Revenues		County Library Taxes	.02
Planning, Housing & Development	14,144.20	State Aid Revenues		Local Municipal Purpose Taxes	.39
Human Resources	11,717.03	Federal Aid Revenues		Veteran & Senior Citizen Taxes	
Elections	2,810.11	State and Local Fiscal Assistance Act Utilized		Total Taxes for Rate Computation	2.34
General Administration (other)	303,730.85	Sale of Acquired Property		Special District Taxes	
JUDICIARY		Other Miscellaneous Revenues		Bank Corp. Taxes	
Municipal Courts	47,280.33	Prior Years Surplus Appropriated		Added and Omitted Taxes	
PUBLIC SAFETY		REVENUES		Total Taxes Levied - ABSTRACT	
Fire Protection	7,928.40	Reserve For Uncollected Taxes		Total Taxes Billed	
Police Protection	497,259.17	CAPITAL OUTLAY		1981 TAXES COLLECTED	
Civil Defense & Disaster Control	1,264.03	Public Enterprises		1981 Taxes Cancelled, Abated or Adjusted	
Environmental Inspection & Control	60,007.16	Recreation—Culture		Transfer to Tax Title Liens or Foreclosed	
Other Public Safety		Public Works		Balance Outstanding Dec. 31, 1981	
PUBLIC WORKS		Buildings and Grounds		PRIOR YEARS TAXES OUTSTANDING	
Streets and Drainage	298,729.42	Library and Education		Balance January 1, 1981	
Sewers and Sewage Processing		Conservation		Collected in 1981	
Garbage and Trash Disposal	55,542.00	All Other		Cancelled, Abated or Adjusted 1981	
Public Buildings and Grounds	36,096.20	CAPITAL DEBT AUTHORIZED, DECEMBER 31, 1981		Transfers to Tax Title Liens or Foreclosed	
Other Public Works	36,982.35	ISSUED AND UNISSUED		Balance December 31, 1981	
HEALTH and WELFARE		SCHOOL		TAX TITLE LIENS OUTSTANDING	
Health Services Except Environmental	2,182.00	GROSS DEBT		Balance January 1, 1981	
Welfare-Public Assistance	5,877.60	NET DEBT		Transfer From Taxes	
Hospitals, Clinics, First Aid		SCHOOL		Redeemed in 1981	
Animal, Insect, & Rodent Control	23,000.00	Self-liquidating		Cancelled, Abated or Adjusted (1981)	
Other Welfare Services		Other		Transfers to Foreclosed Property	
RECREATION and CONSERVATION		Total		Balance December 31, 1981	
Beaches and Boardwalks		ISSUED AND OUTSTANDING		PROPERTY ACQUIRED BY DEED OR FORECLOSURE	
Parks, Playgrounds, Shade Trees	41,800.00	SCHOOL		Balance January 1, 1981	
Land Reclamation & Conservation	1,279.03	Self-liquidating		Transfers From Taxes or Liens	
Other Recreational Services	1,700.00	Other		Sale for Cash (1981)	
EDUCATION (excluding schools)		Total		Cancelled, Abated or Adjusted (1981)	
Libraries	5,905.16	EQUALIZED VALUATION BASIS		Balance December 31, 1981	
Other Educational Services		FOR NET DEBT COMPUTATION		CURRENT FINANCES DECEMBER 31, 1981	
STATUTORY EXPENDITURES		REAL PROPERTY VALUATIONS		ASSETS	
Pensions & F. I. C. A.	105,631.04	Code Class # of Parcels % VAL'N		Cash Dec. 31, 1981	
Employee Fringe Benefits	32,298.93	1 Vacant Land 2597 11.44		Taxes Receivable	
Other Statutory Expenditures	5,900.00	2 Residential 3389 69.52		Tax Title Liens	
CETA And Other Public Employment Programs	141,526.56	3 Farm 918 10.00		Foreclosed Property	
MUNICIPAL FUNCTIONS		4a Commercial 191 8.30		Emergencies & Other Deferred Charges	
CAPITAL IMPROVEMENTS		4b Industrial		State and Federal Aid Receivable	
DEBT SERVICE		4c Apartments 9 .75		Other Receivables	
Principal Payments	310,535.60	Total 7104		Total	
Interest Payments	109,981.07	Land Area 56.47 Sq. Miles		LIABILITIES, RESERVES, AND SURPLUS	
DEFERRED CHARGES		Net Valuation Taxable-Municipal		Cash Liabilities	
SCHOOL, COUNTY, SPECIAL DISTRICT TAXES	33,570.42	Net Valuation Taxable-County		Reserves for Receivables	
RESERVE FOR UNCOLLECTED TAXES	3,958,722.99	State Equalized Valuation		Surplus Dec. 31, 1981	
EXPENDITURES		State Equalization Ratio		Total	
TOTAL	6,903,063.73				

1010

Population 1980 2,294
 Population 1981 2,318
 S & P Rating
 Moody Rating

General Tax Rate Per \$100.

3.52

State Equalized Tax Rate

2.02

FRANKLIN TOWNSHIP - HUNTERDON CO.

Form of Government:

Township Committee

Number of Members on Governing Body - 3

PER CAPITA

Gross Debt 321.93

Net Debt

Debt Service

Total Tax Levy 921.37

Municipal Expenditures 217.01

PER CENT:

Gross Debt .95

Net Debt

Tax Levy Collected 93.12

Tax Levy Cancelled, Abated

or Adjusted .05

EXPENDITURES		REVENUES-REALIZED		1981 PROPERTY TAX	
GENERAL GOVERNMENT				STATE EQUALIZED TAX RATE	
Governing Body & Public Boards		1981 Property Taxes Collected	1,990,270.31	Local District Schaal Taxes	.74 770,249.58
Municipal Clerk		1981 Payments in Lieu of Taxes		Regional & Consolidated Schaal Tax	.84 879,261.76
Financial Administration	5,858.75	Delinquent Tax & Lien Collections	122,091.34	Schaal Taxes in Municipal Budget	
Assessment of Taxes	6,170.00	Business Personalty Replacement Taxes	53,401.64	County Taxes	.41 430,985.46
Collection of Taxes	6,215.34	Taxes from Public Utilities	138,389.00	County Library Taxes	.03 27,642.51
Planning, Housing & Development	12,340.45	Other Miscellaneous Tax Revenues		Local Municipal Purpose Taxes	765.59
Human Resources		State Aid Revenues	15,336.72	Veteran & Senior Citizen Taxes	20,450.00
Elections		Federal Aid Revenues		Total Taxes for Rate Computation	2.02 2,129,375.70
General Administration (other)	58,861.72	State and Local Fiscal Assistance Act Utilized	11,253.00	Special District Taxes	
JUDICIARY		Sale of Acquired Property		Bank Corp. Taxes	1,513.08
Municipal Courts	5,900.00	Other Miscellaneous Revenues	114,772.42	Added and Omitted Taxes	25,290.02
PUBLIC SAFETY		Total	2,445,514.43	Total Taxes Levied - ABSTRACT	2,135,728.80
Fire Protection	13,753.00	Prior Years Surplus Appropriated	100,000.00	Total Taxes Billed	2,127,399.50
Police Protection	66,067.50	REVENUES TOTAL	2,545,514.43	1981 TAXES COLLECTED	1,950,270.31
Civil Defense & Disaster Control	50.00	Reserve For Uncollected Taxes	132,772.56	1981 Taxes Cancelled, Abated or Adjusted	1,057.50
Environmental Inspection & Control	11,070.00			Transfer to Tax Title Liens or Foreclosed	7,738.00
Other Public Safety				Balance Outstanding Dec. 31, 1981	138,333.29
PUBLIC WORKS		CAPITAL OUTLAY TOTAL		PRIOR YEARS TAXES OUTSTANDING	
Streets and Drainage	133,633.56	Public Enterprises		Balance January 1, 1981	131,370.64
Sewers and Sewage Processing		Recreation—Culture		Collected in 1981	122,091.34
Garbage and Trash Disposal		Public Works		Cancelled, Abated or Adjusted 1981	
Public Buildings and Grounds	7,110.98	Buildings and Grounds		Transfers to Tax Title Liens or Foreclosed	5,238.96
Other Public Works		Library and Education		Balance December 31, 1981	4,040.54
HEALTH and WELFARE		Conservation		TAX TITLE LIENS OUTSTANDING	
Health Services Except Environmental	3,701.47	All Other		Balance January 1, 1981	
Welfare-Public Assistance	1,050.00			Transfer From Taxes	12,976.56
Hospitals, Clinics, First Aid		CAPITAL DEBT AUTHORIZED, DECEMBER 31, 1981		Redeemed in 1981	
Animal, Insect, & Radent Control	1,585.00	ISSUED AND UNISSUED GROSS DEBT		Cancelled, Abated or Adjusted (1981)	
Other Welfare Services		Schaal	746,225	Transfers to Foreclosed Property	
RECREATION and CONSERVATION		Self-liquidating		Balance December 31, 1981	12,976.56
Beaches and Boardwalks		Other		PROPERTY ACQUIRED BY DEED OR	
Parks, Playgrounds, Shade Trees		Total	746,225	FORECLOSURE	
Land Reclamation & Conservation	1,200.00	ISSUED AND OUTSTANDING		Balance January 1, 1981	
Other Recreational Services	5,000.00	School	745,854.43	Transfers From Taxes or Liens	
EDUCATION (excluding schaal)		Self-Liquidating		Sale for Cash (1981)	
Libraries		Other		Cancelled, Abated or Adjusted (1981)	
Other Educational Services		Total	745,854.43	Balance December 31, 1981	
STATUTORY EXPENDITURES		EQUALIZED VALUATION BASIS		CURRENT FINANCES DECEMBER 31, 1981	
Pensions & F. I. C. A.	16,500.00	FOR NET DEBT COMPUTATION	78,963,001	ASSETS	
Employee Fringe Benefits	6,733.48	REAL PROPERTY VALUATIONS		Cash Dec. 31, 1981	625,603.38
Other Statutory Expenditures	500.00	Code Class # of Parcels % VAL'N	ASSESSED VALUATION	Taxes Receivable	142,373.63
CETA And Other Public Employment Programs		1 Vacant Land 158 4.17	2,102,100.00	Tax Title Liens	12,976.56
MUNICIPAL FUNCTIONS TOTAL	369,301.25	2 Residential 556 54.86	27,678,300.00	Foreclosed Property	
CAPITAL IMPROVEMENTS *MEMO*	10,000.00	3 Farm 538 27.98	14,115,500.00	Emergencies & Other Deferred Charges	27,000.00
DEBT SERVICE		4a Commercial 24 11.34	5,720,912.00	State and Federal Aid Receivable	
Principal Payments		4b Industrial 8 1.41	709,575.00	Other Receivables	23,621.54
Interest Payments		4c Apartments 2 .25	126,900.00	Total	831,575.71
DEFERRED CHARGES	947.15	Total 1286	50,453,287.00	LIABILITIES, RESERVES, AND SURPLUS	
SCHOOL, COUNTY, SPECIAL DISTRICT TAXES	2,108,159.71	Land Area 23.30 Sq. Miles		Cash Liabilities	516,664.16
RESERVE FOR UNCOLLECTED TAXES	132,772.96	Net Valuation Taxable-Municipal	60,003,110	Reserves for Receivables	157,088.83
EXPENDITURES TOTAL	2,611,181.07	Net Valuation Taxable-County	97,110,885	Surplus Dec. 31, 1981	157,822.72
		State Equalized Valuation	97,283,169	Total	831,575.71
		State Equalization Ratio	57.51		

Population 1980 31,358
 Population 1981 32,229
 S & P Rating
 Moody Rating A

General Tax Rate Per \$100.

2.71

State Equalized Tax Rate

2.55

FRANKLIN TOWNSHIP – SOMERSET CO.**Form of Government:****Council-Manager Plan D (OMCL 50)****Number of Members on Governing Body – 9****PER CAPITA:**

Gross Debt 308.66
 Net Debt 315.08
 Debt Service 20.57
 Total Tax Levy 657.67
 Municipal Expenditures 264.55

PER CENT:

Gross Debt 1.73
 Net Debt 1.48
 Tax Levy Collected 96.47
 Tax Levy Cancelled, Abated or Adjusted .35

EXPENDITURES		REVENUES-REALIZED		1981 PROPERTY TAX	
GENERAL GOVERNMENT		STATE EQUALIZED TAX RATE		1.73	
Governing Body & Public Boards	35,000.00	1981 Property Taxes Collected	20,418,544.31	Local District School Taxes	13,688,735.57
Municipal Clerk	60,757.00	1981 Payments in Lieu of Taxes	1,000.00	Regional & Consolidated School Tax	
Financial Administration	55,564.00	Delinquent Tax & Lien Collections	495,623.70	School Taxes in Municipal Budget	
Assessment of Taxes	55,380.00	Business Personalty Replacement Taxes	283,130.72	County Taxes	3,388,914.88
Collection of Taxes	85,182.00	Taxes from Public Utilities	2,039,855.00	County Library Taxes	
Planning, Housing & Development	245,480.00	Other Miscellaneous Tax Revenues		Local Municipal Purpose Taxes	3,162,092.55
Human Resources		State Aid Revenues	286,435.20	Veteran & Senior Citizen Taxes	189,800.00
Elections	18,150.00	Federal Aid Revenues	30,316.27	Total Taxes for Rate Computation	20,429,543.60
General Administration (other)	883,521.00	State and Local Fiscal Assistance Act Utilized	335,566.00	Special District Taxes	571,630.60
JUDICIARY		Sale of Acquired Property		Bank Corp. Taxes	39,027.50
Municipal Courts	61,983.00	Other Miscellaneous Revenues	1,082,355.89	Added and Omitted Taxes	345,656.27
PUBLIC SAFETY		Total	24,972,871.09	Total Taxes Levied - ABSTRACT	21,156,098.37
Fire Protection	91,148.00	Prior Years Surplus Appropriated	1,554,000.00	Total Taxes Billed	21,166,455.55
Police Protection	1,806,615.00	REVENUES TOTAL	26,526,871.09	1981 TAXES COLLECTED	20,418,544.31
Civil Defense & Disaster Control	3,950.00	Reserve For Uncollected Taxes	1,250,647.49	1981 Taxes Cancelled, Abated or Adjusted	73,297.62
Environmental Inspection & Control	170,819.00	CAPITAL OUTLAY TOTAL	553,445.05	Transfer to Tax Title Liens or Foreclosed	39,063.51
Other Public Safety		Public Enterprises	84,887.55	Balance Outstanding Dec. 31, 1981	635,549.71
PUBLIC WORKS		Recreation—Culture	1,319.60	PRIOR YEARS TAXES OUTSTANDING	
Streets and Drainage	923,662.00	Public Works	828,603.38	Balance January 1, 1981	953,806.77
Sewers and Sewage Processing		Buildings and Grounds	3,703.66	Collected in 1981	471,862.30
Garbage and Trash Disposal	203,843.89	Library and Education	34,934.66	Cancelled, Abated or Adjusted 1981	211.05
Public Buildings and Grounds	213,528.52	Conservation		Transfers to Tax Title Liens or Foreclosed	9,964.13
Other Public Works		All Other		Balance December 31, 1981	471,769.29
HEALTH and WELFARE		CAPITAL DEBT AUTHORIZED, DECEMBER 31, 1981		TAX TITLE LIENS OUTSTANDING	
Health Services Except Environmental	125,695.00	ISSUED AND UNISSUED		Balance January 1, 1981	119,281.33
Welfare-Public Assistance	25,000.00	School	1,700,000	Transfer From Taxes	50,584.13
Hospitals, Clinics, First Aid		Self-liquidating	871,500	Redeemed in 1981	23,761.40
Animal, Insect, & Rodent Control		Other	9,309,975	Cancelled, Abated or Adjusted (1981)	
Other Welfare Services	4,200.00	Total	11,881,475	Transfers to Foreclosed Property	
RECREATION and CONSERVATION		ISSUED AND OUTSTANDING		Balance December 31, 1981	146,104.06
Beaches and Boardwalks		School	1,700,000.00	PROPERTY ACQUIRED BY DEED OR FORECLOSURE	
Parks, Playgrounds, Shade Trees	137,695.00	Self-Liquidating	856,000.00	Balance January 1, 1981	320,560.50
Land Reclamation & Conservation		Other	8,311,000.00	Transfers From Taxes or Liens	
Other Recreational Services	158,537.00	Total	10,667,000.00	Sale for Cash (1981)	
EDUCATION (excluding schools)		EQUALIZED VALUATION BASIS		Cancelled, Abated or Adjusted (1981)	
Libraries	259,564.00	FOR NET DEBT COMPUTATION	687,413,446	Balance December 31, 1981	320,560.50
Other Educational Services		REAL PROPERTY VALUATIONS		CURRENT FINANCES DECEMBER 31, 1981	
STATUTORY EXPENDITURES		Code Class # of Parcels % VAL'N		ASSETS	
Pensions & F. I. C. A.	432,509.00	1 Vacant Land 1380 5.59	41,132,600.00	Cash Dec. 31, 1981	2,712,850.50
Employee Fringe Benefits	253,151.00	2 Residential 7509 65.29	480,769,500.00	Taxes Receivable	1,107,319.00
Other Statutory Expenditures	18,000.00	3 Farm 550 2.35	17,596,300.00	Tax Title Liens	146,104.06
CETA And Other Public Employment Programs	45,683.00	4a Commercial 243 10.27	75,635,500.00	Foreclosed Property	320,560.50
MUNICIPAL FUNCTIONS TOTAL	6,468,617.41	4b Industrial 89 11.76	86,568,700.00	Emergencies & Other Deferred Charges	61,130.00
CAPITAL IMPROVEMENTS *MEMU*	38,370.00	4c Apartments 19 4.71	34,652,800.00	State and Federal Aid Receivable	64,449.74
DEBT SERVICE		Total 9790	736,355,400.00	Other Receivables	32,012.11
Principal Payments	387,000.00	Land Area 46.90 Sq. Miles		Total	4,444,426.31
Interest Payments	275,856.25	Net Valuation Taxable-Municipal	747,041,530	LIABILITIES, RESERVES, AND SURPLUS	
DEFERRED CHARGES	144,112.51	Net Valuation Taxable-County	740,805,285	Cash Liabilities	626,112.08
SCHOOL, COUNTY, SPECIAL DISTRICT TAXES	17,645,281.25	State Equalized Valuation	752,295,883	Reserves for Receivables	1,583,184.43
RESERVE FOR UNCOLLECTED TAXES	1,250,647.49	State Equalization Ratio	94.26	Surplus Dec. 31, 1981	2,235,129.80
EXPENDITURES TOTAL	26,175,514.91			Total	4,444,426.31

Population 1980 2,341
 Population 1981 2,352
 S & P Rating
 Moody Rating

General Tax Rate Per \$100. 2.02
 State Equalized Tax Rate 2.04

FRANKLIN TOWNSHIP - WARREN COUNTY
Form of Government:
Township Committee
Number of Members on Governing Body - 3

Gross Debt 193.43
 Net Debt
 Debt Service
 Total Tax Levy 443.68
 Municipal Expenditures 143.79

Gross Debt 1.00
 Net Debt
 Tax Levy Collected 85.95
 Tax Levy Cancelled, Abated or Adjusted 1.26

EXPENDITURES		REVENUES-REALIZED		1981 PROPERTY TAX	
GENERAL GOVERNMENT				STATE EQUALIZED TAX RATE	
Governing Body & Public Boards		1981 Property Taxes Collected	538,315.93	Local District School Taxes .72	363,126.00
Municipal Clerk		1981 Payments in Lieu of Taxes		Regional & Consolidated School Tax .78	351,932.67
Financial Administration	10,294.46	Delinquent Tax & Lien Collections	74,319.13	School Taxes in Municipal Budget	
Assessment of Taxes	9,916.59	Business Personalty Replacement Taxes	67,476.00	County Taxes .51 *	257,069.45
Collection of Taxes	8,751.29	Taxes from Public Utilities	160,246.00	County Library Taxes .03	13,685.40
Planning, Housing & Development	12,627.65	Other Miscellaneous Tax Revenues		Local Municipal Purpose Taxes	
Human Resources		State Aid Revenues	13,786.20	Veteron & Senior Citizen Taxes	23,300.00
Elections		Federal Aid Revenues		Total Taxes for Rate Computation 2.04	1,049,113.52
General Administration (other)	58,476.34	State and Local Fiscal Assistance Act Utilized	15,623.00	Special District Taxes	
JUDICIARY		Sale of Acquired Property		Bank Corp. Taxes	813.46
Municipal Courts	8,208.88	Other Miscellaneous Revenues	254,852.18	Added and Omitted Taxes	16,898.44
PUBLIC SAFETY		Total	1,524,658.44	Total Taxes Levied - ABSTRACT	1,043,525.42
Fire Protection	15,000.00	Prior Years Surplus Appropriated	258,244.05	Total Taxes Billed	1,043,184.39
Police Protection	9,460.88	REVENUES TOTAL	1,782,902.49	1981 TAXES COLLECTED	938,315.93
Civil Defense & Disaster Control		Reserve For Uncollected Taxes	92,750.00	1981 Taxes Cancelled, Abated or Adjusted	13,107.83
Environmental Inspection & Control				Transfer to Tax Title Liens or Foreclosed	5,146.35
Other Public Safety		CAPITAL OUTLAY TOTAL	114,357.41	Balance Outstanding Dec. 31, 1981	86,614.28
PUBLIC WORKS				PRIOR YEARS TAXES OUTSTANDING	
Streets and Drainage	65,015.33	Public Enterprises		Balance January 1, 1981	74,331.82
Sewers and Sewage Processing		Recreation—Culture		Collected in 1981	73,845.05
Gorbage and Trash Disposol		Public Works	97,489.00	Cancelled, Abated or Adjusted 1981	32.52
Public Buildings and Grounds	28,712.19	Buildings and Grounds	16,868.41	Transfers to Tax Title Liens or Foreclosed	454.25
Other Public Works		Library and Education		Balance December 31, 1981	
HEALTH and WELFARE		Conservation		TAX TITLE LIENS OUTSTANDING	
Health Services Except Environmental	2,532.00	All Other		Balance January 1, 1981	24,160.84
Welfare-Public Assistance	457.50			Transfer From Taxes	5,632.65
Hospitals, Clinics, First Aid	100.00	CAPITAL DEBT AUTHORIZED, DECEMBER 31, 1981		Redeemed in 1981	474.08
Animal, Insect, & Rodent Control		ISSUED AND UNISSUED GROSS DEBT NET DEBT		Cancelled, Abated or Adjusted (1981)	
Other Welfare Services		School 454,936		Transfers to Foreclosed Property	
RECREATION and CONSERVATION		Self-liquidating		Balance December 31, 1981	29,319.41
Beaches and Boardwalks		Other		PROPERTY ACQUIRED BY DEED OR FORECLOSURE	
Parks, Playgrounds, Shade Trees		Total 454,936		Balance January 1, 1981	
Land Reclamation & Conservation		ISSUED AND OUTSTANDING		Transfers From Taxes or Liens	
Other Recreational Services	3,998.18	School 373,379.53		Sole for Cosh (1981)	
EDUCATION (excluding schools)		Self-Liquidating		Cancelled, Abated or Adjusted (1981)	
Libraries		Other		Balance December 31, 1981	
Other Educational Services		Total 373,379.53		CURRENT FINANCES DECEMBER 31, 1981	
STATUTORY EXPENDITURES		EQUALIZED VALUATION BASIS FOR NET DEBT COMPUTATION	45,405,537	ASSETS	
Pensions & F. I. C. A.	6,230.68	REAL PROPERTY VALUATIONS		Cosh Dec. 31, 1981	1,666,725.63
Employee Fringe Benefits	5,305.20	Code Class # of Parcels % VAL'N	ASSESSED VALUATION	Taxes Receivable	86,614.28
Other Statutory Expenditures	221.40	1 Vacant Land 208 5.14	2,575,005.00	Tax Title Liens	29,319.41
CETA And Other Public Employment Programs		2 Residential 538 60.30	30,201,710.00	Foreclosed Property	
MUNICIPAL FUNCTIONS TOTAL	245,306.57	3 Farm 482 21.37	10,703,641.00	Emergencies & Other Deferred Charges	
CAPITAL IMPROVEMENTS *MEMU*	125,000.00	4a Commercial 49 10.68	5,351,360.00	State and Federal Aid Receivable	
DEBT SERVICE		4b Industrial 12 2.50	1,251,455.00	Other Receivables	
Principal Payments		4c Apartments		Total	1,782,655.32
Interest Payments		Total 1289	50,083,171.00	LIABILITIES, RESERVES, AND SURPLUS	
DEFERRED CHARGES	96.84	Land Area 24.10 Sq. Miles		Cosh Liabilities	620,384.14
SCHOOL, COUNTY, SPECIAL DISTRICT TAXES	1,025,813.52	Net Valuation Taxable-Municipal	50,826,042	Reserves for Receivables	115,933.69
RESERVE FOR UNCOLLECTED TAXES	92,790.00	Net Valuation Taxable-County	48,000,635	Surplus Dec. 31, 1981	1,046,341.49
EXPENDITURES TOTAL	1,364,008.93	State Equalized Valuation	50,374,561	Total	1,782,655.32
		State Equalization Ratio	100.91		

0220

Population 1980 8,769
 Population 1981 9,022
 S & P Rating
 Moody Rating

General Tax Rate Per \$100.

1.84

State Equalized Tax Rate

1.62

FRANKLIN LAKES BOROUGH - BERGEN CO.

Form of Government:

Borough Council

Number of Members on Governing Body - 6

PER CAPITA:

Gross Debt 423.92
 Net Debt 53.25
 Debt Service
 Total Tax Levy 963.65
 Municipal Expenditures 277.98

PER CENT:

Gross Debt .84
 Net Debt .11
 Tax Levy Collected 96.36
 Tax Levy Cancelled, Abated or Adjusted

EXPENDITURES		REVENUES-REALIZED		1981 PROPERTY TAX	
GENERAL GOVERNMENT				STATE EQUALIZED TAX RATE	
Governing Body & Public Boards		1981 Property Taxes Collected	8,400,535.50	Local District School Taxes	.62 3,252,309.25
Municipal Clerk		1981 Payments in Lieu of Taxes		Regional & Consolidated School Tax	.57 3,023,760.65
Financial Administration		Delinquent Tax & Lien Collections	283,661.25	School Taxes in Municipal Budget	
Assessment of Taxes	20,652.10	Business Personalty Replacement Taxes	74,211.50	County Taxes	.32 1,702,735.55
Collection of Taxes	35,650.74	Taxes from Public Utilities	1,045,271.00	County Library Taxes	
Planning, Housing & Development	14,625.00	Other Miscellaneous Tax Revenues		Local Municipal Purpose Taxes	.11 561,908.00
Human Resources		State Aid Revenues	53,493.14	Veteran & Senior Citizen Taxes	52,000.00
Elections	2,479.88	Federal Aid Revenues		Total Taxes for Rate Computation	1.62 8,592,713.49
General Administration (other)	260,149.84	State and Local Fiscal Assistance Act Utilized	35,258.90	Special District Taxes	
JUDICIARY		Sale of Acquired Property		Bank Corp. Taxes	8,621.93
Municipal Courts	20,968.00	Other Miscellaneous Revenues	361,454.77	Added and Omitted Taxes	144,703.88
PUBLIC SAFETY		Total	10,253,926.12	Total Taxes Levied - ABSTRACT	8,654,039.30
Fire Protection	101,308.24	Prior Years Surplus Appropriated	586,500.00	Total Taxes Billed	8,717,580.21
Police Protection	591,647.90	REVENUES TOTAL	10,840,426.12	1981 TAXES COLLECTED	8,400,535.50
Civil Defense & Disaster Control		Reserve For Uncollected Taxes	421,015.65	1981 Taxes Cancelled, Abated or Adjusted	303.60
Environmental Inspection & Control	37,886.78	CAPITAL OUTLAY TOTAL	308,118.80	Transfer to Tax Title Liens or Foreclosed	
Other Public Safety				Balance Outstanding Dec. 31, 1981	316,741.11
PUBLIC WORKS				PRIOR YEARS TAXES OUTSTANDING	
Streets and Drainage	195,950.00	Public Enterprises		Balance January 1, 1981	288,201.34
Sewers and Sewage Processing		Recreation—Culture	4,455.00	Collected in 1981	263,661.25
Garbage and Trash Disposal	187,196.26	Public Works	265,900.50	Cancelled, Abated or Adjusted 1981	
Public Buildings and Grounds	41,530.05	Buildings and Grounds	37,723.30	Transfers to Tax Title Liens or Foreclosed	3,142.90
Other Public Works	34,776.32	Library and Education		Balance December 31, 1981	1,397.19
HEALTH and WELFARE		Conservation		TAX TITLE LIENS OUTSTANDING	
Health Services Except Environmental	35,540.02	All Other		Balance January 1, 1981	
Welfare-Public Assistance	1,140.00	CAPITAL DEBT AUTHORIZED, DECEMBER 31, 1981		Transfer From Taxes	3,142.90
Hospitals, Clinics, First Aid		ISSUED AND UNISSUED GROSS DEBT		Redeemed in 1981	
Animal, Insect, & Rodent Control		School 3,344,214		Cancelled, Abated or Adjusted (1981)	
Other Welfare Services		Self-liquidating 480,425	480,425	Transfers to Foreclosed Property	
RECREATION and CONSERVATION		Other 3,824,639	480,425	Balance December 31, 1981	3,142.90
Beaches and Boardwalks		Total		PROPERTY ACQUIRED BY DEED OR	
Parks, Playgrounds, Shade Trees	551.77	ISSUED AND OUTSTANDING		FORECLOSURE	
Land Reclamation & Conservation	975.00	School 3,344,214.93		Balance January 1, 1981	
Other Recreational Services	35,815.84	Self-Liquidating		Transfers From Taxes or Liens	
EDUCATION (excluding schools)		Other		Sale for Cash (1981)	
Libraries	150,907.00	Total	3,344,214.93	Cancelled, Abated or Adjusted (1981)	
Other Educational Services		EQUALIZED VALUATION BASIS		Balance December 31, 1981	
STATUTORY EXPENDITURES		FOR NET DEBT COMPUTATION	455,769,417	CURRENT FINANCES DECEMBER 31, 1981	
Pensions & F. I. C. A.	102,325.16	REAL PROPERTY VALUATIONS		ASSETS	
Employee Fringe Benefits		Code Class # of Parcels % VAL'N	ASSESSED VALUATION	Cash Dec. 31, 1981	1,197,150.04
Other Statutory Expenditures	7,000.00	1 Vacant Land 529 6.69	31,072,500.00	Taxes Receivable	318,138.30
CETA And Other Public Employment Programs	1,895,075.90	2 Residential 2569 80.29	372,766,000.00	Tax Title Liens	3,142.90
MUNICIPAL FUNCTIONS TOTAL		3 Farm 51 .58	2,689,400.00	Foreclosed Property	
CAPITAL IMPROVEMENTS *MEMO*	168,341.00	4a Commercial 50 11.95	55,502,400.00	Emergencies & Other Deferred Charges	20,026.95
DEBT SERVICE		4b Industrial 14 .48	2,235,300.00	State and Federal Aid Receivable	1,819.87
Principal Payments		4c Apartments		Other Receivables	46,787.90
Interest Payments		Total 3213	464,265,600.00	Total	1,587,065.96
DEFERRED CHARGES	191,832.53	Land Area 9.80 Sq. Miles		LIABILITIES, RESERVES, AND SURPLUS	
SCHOOL, COUNTY, SPECIAL DISTRICT TAXES	7,978,805.49	Net Valuation Taxable-Municipal	465,917,192	Cash Liabilities	382,785.78
RESERVE FOR UNCOLLECTED TAXES	421,019.65	Net Valuation Taxable-County	475,801,683	Reserves for Receivables	368,069.10
EXPENDITURES TOTAL	10,486,733.57	State Equalized Valuation	528,093,310	Surplus Dec. 31, 1981	836,211.08
		State Equalization Ratio	88.19	Total	1,587,065.96

1907

Population 1980 2,281
 Population 1981 2,362
 S & P Rating
 Moody Rating

General Tax Rate Per \$100. 5.82
 State Equalized Tax Rate 2.37

FREDON TOWNSHIP - SUSSEX COUNTY
Form of Government:
Township Committee
Number of Members on Governing Body - 5

PER CAPITA:
 Gross Debt 481.27
 Net Debt 63.51
 Debt Service 13.33
 Total Tax Levy 625.71
 Municipal Expenditures 259.02

PER CENT.
 Gross Debt 2.10
 Net Debt .28
 Tax Levy Collected 91.90
 Tax Levy Cancelled, Abated or Adjusted

EXPENDITURES		REVENUES-REALIZED		1981 PROPERTY TAX	
GENERAL GOVERNMENT				STATE EQUALIZED TAX RATE	
Governing Body & Public Boards		1981 Property Taxes Collected	1,356,770.64	Local District School Taxes .84	513,476.00
Municipal Clerk		1981 Payments in Lieu of Taxes		Regional & Consolidated School Tax .94	575,416.25
Financial Administration	8,900.00	Delinquent Tax & Lien Collections	85,446.23	School Taxes in Municipal Budget	
Assessment of Taxes	7,300.00	Business Personalty Replacement Taxes	35,776.48	County Taxes .56	* 340,347.51
Collection of Taxes	5,030.00	Taxes from Public Utilities	146,943.00	County Library Taxes .03	18,165.44
Planning, Housing & Development	14,885.00	Other Miscellaneous Tax Revenues		Local Municipal Purpose Taxes	
Human Resources		State Aid Revenues	10,718.85	Veteran & Senior Citizen Taxes	16,700.00
Elections	1,000.00	Federal Aid Revenues		Total Taxes for Rate Computation 2.37	1,464,105.20
General Administration (other)	55,870.00	State and Local Fiscal Assistance Act Utilized	9,121.00	Special District Taxes	
JUDICIARY		Sale of Acquired Property		Bank Corp. Taxes	1,518.20
Municipal Courts	14,000.00	Other Miscellaneous Revenues	166,057.16	Added and Omitted Taxes	28,958.50
PUBLIC SAFETY		Total	1,810,843.36	Total Taxes Levied - ABSTRACT	1,477,921.50
Fire Protection	13,500.00	Prior Years Surplus Appropriated	377,000.00	Total Taxes Billed	1,470,403.70
Police Protection	4,840.00	REVENUES TOTAL	2,187,843.36	1981 TAXES COLLECTED	1,356,770.64
Civil Defense & Disaster Control	750.00	Reserve For Uncollected Taxes	130,000.00	1981 Taxes Cancelled, Abated or Adjusted	
Environmental Inspection & Control	6,375.00			Transfer to Tax Title Liens or Foreclosed	
Other Public Safety				Balance Outstanding Dec. 31, 1981	119,633.06
PUBLIC WORKS		CAPITAL OUTLAY TOTAL	205,968.24	PRIOR YEARS TAXES OUTSTANDING	
Streets and Drainage	128,131.00	Public Enterprises		Balance January 1, 1981	88,981.35
Sewers and Sewage Processing		Recreation—Culture		Collected in 1981	85,446.23
Garbage and Trash Disposal		Public Works	205,968.24	Cancelled, Abated or Adjusted 1981	
Public Buildings and Grounds	11,000.00	Buildings and Grounds		Transfers to Tax Title Liens or Foreclosed	
Other Public Works		Library and Education		Balance December 31, 1981	3,535.12
HEALTH and WELFARE		Conservation		TAX TITLE LIENS OUTSTANDING	
Health Services Except Environmental	10,800.00	All Other		Balance January 1, 1981	1,071.74
Welfare-Public Assistance	2,150.00	CAPITAL DEBT AUTHORIZED, DECEMBER 31, 1981		Transfer From Taxes	
Hospitals, Clinics, First Aid		ISSUED AND UNISSUED GROSS DEBT NET DEBT		Redeemed in 1981	
Animal, Insect, & Rodent Control	200.00	School 971,766		Cancelled, Abated or Adjusted (1981)	
Other Welfare Services		Self-liquidating 165,000	150,000	Transfers to Foreclosed Property	
RECREATION and CONSERVATION		Other 1,136,766	150,000	Balance December 31, 1981	1,071.74
Beaches and Boardwalks		ISSUED AND OUTSTANDING		PROPERTY ACQUIRED BY DEED OR FORECLOSURE	
Parks, Playgrounds, Shade Trees		School		Balance January 1, 1981	2,500.00
Land Reclamation & Conservation		Self-Liquidating		Transfers From Taxes or Liens	
Other Recreational Services	2,000.00	Other		Sale for Cash (1981)	
EDUCATION (excluding schools)		Total		Cancelled, Abated or Adjusted (1981)	
Libraries		EQUALIZED VALUATION BASIS FOR NET DEBT COMPUTATION	54,131,623	Balance December 31, 1981	2,500.00
Other Educational Services	3,000.00	REAL PROPERTY VALUATIONS		CURRENT FINANCES DECEMBER 31, 1981	
STATUTORY EXPENDITURES		Code Class # of Parcels % VAL'N		ASSETS	
Pensions & F. I. C. A.	11,700.00	1 Vacant Land 216 6.45	1,591,600.00	Cash Dec. 31, 1981	824,151.69
Employee Fringe Benefits	1,800.00	2 Residential 623 71.59	17,606,750.00	Taxes Receivable	123,168.18
Other Statutory Expenditures	1,600.00	3 Farm 254 16.11	3,575,138.00	Tax Title Liens	1,071.74
CETA And Other Public Employment Programs		4a Commercial 20 2.84	700,200.00	Foreclosed Property	2,500.00
MUNICIPAL FUNCTIONS TOTAL	304,831.00	4b Industrial 5 3.01	742,200.00	Emergencies & Other Deferred Charges	
CAPITAL IMPROVEMENTS *MEMO*	5,000.00	4c Apartments		State and Federal Aid Receivable	
DEBT SERVICE		Total 1118	24,676,868.00	Other Receivables	852.70
Principal Payments		Land Area 18.00 Sq. Miles		Total	951,744.51
Interest Payments	31,490.00	Net Valuation Taxable-Municipal	24,875,955	LIABILITIES, RESERVES, AND SURPLUS	
DEFERRED CHARGES	145,491.86	Net Valuation Taxable-County	56,563,316	Cash Liabilities	355,725.22
SCHOOL, COUNTY, SPECIAL DISTRICT TAXES	1,447,405.20	State Equalized Valuation	60,785,583	Reserves for Receivables	127,592.62
RESERVE FOR UNCOLLECTED TAXES	130,000.00	State Equalization Ratio 40.73		Surplus Dec. 31, 1981	463,426.67
EXPENDITURES TOTAL	2,059,218.06			Total	951,744.51

Population 1980 10,020
 Population 1981 9,956
 S & P Rating
 Moody Rating

General Tax Rate Per \$100.
 5.59
 State Equalized Tax Rate
 2.73

FREEHOLD BOROUGH - MONMOUTH CO.
Form of Government:
Borough Council
Number of Members on Governing Body - 6

PER CAPITA:

Gross Debt 551.81
 Net Debt 112.70
 Debt Service 10.05
 Total Tax Levy 497.30
 Municipal Expenditures 310.64

PER CENT:

Gross Debt 3.43
 Net Debt .70
 Tax Levy Collected 96.91
 Tax Levy Cancelled, Abated or Adjusted .31

EXPENDITURES	REVENUES-REALIZED	1981 PROPERTY TAX
GENERAL GOVERNMENT		STATE EQUALIZED TAX RATE .70
Governing Body & Public Boards	1981 Property Taxes Collected 4,779,904.41	Local District School Taxes .70 1,257,231.85
Municipal Clerk	1981 Payments in Lieu of Taxes 20,305.33	Regional & Consolidated School Tax .70 1,261,744.65
Financial Administration 14,600.00	Delinquent Tax & Lien Collections 142,028.05	School Taxes in Municipal Budget
Assessment of Taxes 15,502.00	Business Personalty Replacement Taxes 187,867.72	County Taxes .54 964,103.42
Collection of Taxes 22,357.50	Taxes from Public Utilities 434,265.00	County Library Taxes
Planning, Housing & Development 22,390.00	Other Miscellaneous Tax Revenues	Local Municipal Purpose Taxes .80 1,444,853.00
Human Resources 50.00	State Aid Revenues 163,539.22	Veteran & Senior Citizen Taxes 74,150.00
Elections 3,842.02	Federal Aid Revenues 48,867.21	Total Taxes for Rate Computation 2.74 5,002,082.92
General Administration (other) 413,004.35	State and Local Fiscal Assistance Act Utilized 110,470.21	Special District Taxes
JUDICIARY	Sale of Acquired Property	Bank Corp. Taxes 18,846.32
Municipal Courts 57,100.00	Other Miscellaneous Revenues 467,166.92	Added and Omitted Taxes 4,322.01
PUBLIC SAFETY	Total 6,354,418.07	Total Taxes Levied - ABSTRACT 4,951,101.25
Fire Protection 32,543.00	Prior Years Surplus Appropriated 306,000.00	Total Taxes Billed 4,932,254.93
Police Protection 802,690.00	REVENUES TOTAL 6,660,418.07	1981 TAXES COLLECTED 4,779,904.41
Civil Defense & Disaster Control 1,800.00	Reserve For Uncollected Taxes 195,000.60	1981 Taxes Cancelled, Abated or Adjusted 15,245.14
Environmental Inspection & Control 55,394.00	CAPITAL OUTLAY TOTAL 505,342.20	Transfer to Tax Title Liens or Foreclosed 8,753.04
Other Public Safety	Public Enterprises 397,030.79	Balance Outstanding Dec. 31, 1981 128,352.34
PUBLIC WORKS	Recreation—Culture 48,982.27	PRIOR YEARS TAXES OUTSTANDING
Streets and Drainage 463,558.11	Public Works 59,329.14	Balance January 1, 1981 118,299.12
Sewers and Sewage Processing 110,470.21	Buildings and Grounds	Collected in 1981 116,906.82
Garbage and Trash Disposal 223,582.35	Library and Education	Cancelled, Abated or Adjusted 1981
Public Buildings and Grounds 5,398.00	Conservation	Transfers to Tax Title Liens or Foreclosed 1,392.30
Other Public Works	All Other	Balance December 31, 1981
HEALTH and WELFARE	CAPITAL DEBT AUTHORIZED, DECEMBER 31, 1981	TAX TITLE LIENS OUTSTANDING
Health Services Except Environmental 29,547.00	ISSUED AND UNISSUED GROSS DEBT NET DEBT	Balance January 1, 1981 42,224.28
Welfare-Public Assistance 11,408.00	School 2,769,151	Transfer From Taxes 10,393.00
Hospitals, Clinics, First Aid 15,000.00	Self-liquidating 1,543,700	Redeemed in 1981 25,121.23
Animal, Insect, & Rodent Control	Other 1,181,000	Cancelled, Abated or Adjusted (1981)
Other Welfare Services	Total 5,493,851	Transfers to Foreclosed Property
RECREATION and CONSERVATION	ISSUED AND OUTSTANDING	Balance December 31, 1981 27,496.05
Beaches and Boardwalks	School 2,702,516.39	PROPERTY ACQUIRED BY DEED OR FORECLOSURE
Parks, Playgrounds, Shade Trees	Self-Liquidating 1,533,700.00	Balance January 1, 1981 100,900.00
Land Reclamation & Conservation	Other 574,000.00	Transfers From Taxes or Liens
Other Recreational Services 15,527.00	Total 5,210,216.39	Sale for Cash (1981)
EDUCATION (excluding schools)	EQUALIZED VALUATION BASIS	Cancelled, Abated or Adjusted (1981)
Libraries 47,724.00	FOR NET DEBT COMPUTATION 160,043,680	Balance December 31, 1981 100,900.00
Other Educational Services	REAL PROPERTY VALUATIONS	CURRENT FINANCES DECEMBER 31, 1981
STATUTORY EXPENDITURES	Code Class # of Parcels % VAL'N ASSESSED VALUATION	ASSETS
Pensions & F. I. C. A. 188,798.25	1 Vacant Land 250 1.44 1,204,900.00	Cash Dec. 31, 1981 1,055,796.45
Employee Fringe Benefits 88,000.00	2 Residential 2553 64.28 53,626,325.00	Taxes Receivable 128,352.34
Other Statutory Expenditures 7,955.31	3 Farm 2 .02 16,200.00	Tax Title Liens 27,496.05
CETA And Other Public Employment Programs 48,867.21	4a Commercial 203 19.86 16,565,800.00	Foreclosed Property 100,900.00
MUNICIPAL FUNCTIONS TOTAL 2,757,818.31	4b Industrial 6 9.28 7,741,300.00	Emergencies & Other Deferred Charges 110,374.78
CAPITAL IMPROVEMENTS *MEMO* 10,600.00	4c Apartments 37 5.12 4,270,300.00	State and Federal Aid Receivable
DEBT SERVICE	Total 3051 83,424,625.00	Other Receivables 51,301.56
Principal Payments 50,000.00	Land Area 1.90 Sq. Miles	Total 1,514,221.18
Interest Payments 56,004.98	Net Valuation Taxable-Municipal 88,093,665	LIABILITIES, RESERVES, AND SURPLUS
DEFERRED CHARGES 33,859.78	Net Valuation Taxable-County 181,585,414	Cash Liabilities 743,311.58
SCHOOL, COUNTY, SPECIAL DISTRICT TAXES 3,483,079.92	State Equalized Valuation 175,216,721	Reserves for Receivables 308,049.95
RESERVE FOR UNCOLLECTED TAXES 195,000.60	State Equalization Ratio 48.92	Surplus Dec. 31, 1981 462,859.65
EXPENDITURES TOTAL 6,575,763.59		Total 1,514,221.18

Population 1980 19,202
 Population 1981 19,437
 S & P Rating
 Moody Rating A

General Tax Rate Per \$100. 2.26
 State Equalized Tax Rate 2.29

FREEHOLD TOWNSHIP - MONMOUTH CO.

Form of Government:

Township Committee

Number of Members on Governing Body - 5

PER CAPITA:

Gross Debt 981.72
 Net Debt 262.62
 Debt Service 21.11
 Total Tax Levy 633.07
 Municipal Expenditures 262.91

PER CENT:

Gross Debt 4.32
 Net Debt 1.16
 Tax Levy Collected 95.36
 Tax Levy Cancelled, Abated or Adjusted

EXPENDITURES		REVENUES-REALIZED		1981 PROPERTY TAX	
GENERAL GOVERNMENT				STATE EQUALIZED TAX RATE	
Governing Body & Public Boards	4,100.00	1981 Property Taxes Collected	11,716,765.25	Local District School Taxes 1.00	5,159,382.45
Municipal Clerk	55,100.00	1981 Payments in Lieu of Taxes		Regional & Consolidated School Tax .58	2,954,290.87
Financial Administration	30,000.00	Delinquent Tax & Lien Collections	469,364.57	School Taxes in Municipal Budget	
Assessment of Taxes	65,900.00	Business Personalty Replacement Taxes	240,251.36	County Taxes .47	2,413,593.33
Collection of Taxes	77,100.00	Taxes from Public Utilities	1,229,431.00	County Library Taxes .02	89,792.59
Planning, Housing & Development	78,700.00	Other Miscellaneous Tax Revenues		Local Municipal Purpose Taxes .24	1,238,000.00
Human Resources		State Aid Revenues	124,956.23	Veteran & Senior Citizen Taxes	88,150.00
Elections	13,100.00	Federal Aid Revenues	17,058.91	Total Taxes for Rate Computation 2.31	11,983,209.24
General Administration (other)	559,906.00	State and Local Fiscal Assistance Act Utilized	155,119.35	Special District Taxes	286,137.50
JUDICIARY		Sale of Acquired Property		Bank Corp. Taxes	18,743.18
Municipal Courts	65,000.00	Other Miscellaneous Revenues	1,791,260.74	Added and Omitted Taxes	105,063.39
PUBLIC SAFETY		Total	15,744,287.41	Total Taxes Levied - ABSTRACT	12,305,003.31
Fire Protection	63,100.00	Prior Years Surplus Appropriated	1,400,000.00	Total Taxes Billed	12,286,260.13
Police Protection	948,500.00	REVENUES TOTAL	17,144,287.41	1981 TAXES COLLECTED	11,716,765.25
Civil Defense & Disaster Control	3,000.00	Reserve For Uncollected Taxes	920,400.00	1981 Taxes Cancelled, Abated or Adjusted	
Environmental Inspection & Control	137,000.00	CAPITAL OUTLAY TOTAL	492,100.64	Transfer to Tax Title Liens or Foreclosed	
Other Public Safety				Balance Outstanding Dec. 31, 1981	569,494.88
PUBLIC WORKS				PRIOR YEARS TAXES OUTSTANDING	
Streets and Drainage	565,613.35	Public Enterprises	357,395.68	Balance January 1, 1981	472,439.59
Sewers and Sewage Processing	141,000.00	Recreation—Culture	40,734.00	Collected in 1981	469,364.57
Garbage and Trash Disposal	5,500.00	Public Works	38,816.07	Cancelled, Abated or Adjusted-1981	
Public Buildings and Grounds	143,100.00	Buildings and Grounds	55,154.89	Transfers to Tax Title Liens or Foreclosed	
Other Public Works	9,000.00	Library and Education		Balance December 31, 1981	3,075.02
HEALTH and WELFARE		Conservation		TAX TITLE LIENS OUTSTANDING	
Health Services Except Environmental	85,000.00	All Other		Balance January 1, 1981	118,648.96
Welfare-Public Assistance	8,200.00	CAPITAL DEBT AUTHORIZED, DECEMBER 31, 1981		Transfer From Taxes	
Hospitals, Clinics, First Aid	25,000.00	ISSUED AND UNISSUED		Redeemed in 1981	
Animal, Insect, & Rodent Control		School	9,066,887	Cancelled, Abated or Adjusted (1981)	
Other Welfare Services		Self-Liquidating	4,991,792	Transfers to Foreclosed Property	
RECREATION and CONSERVATION		Other	5,023,000	Balance December 31, 1981	118,848.96
Beaches and Boardwalks		Total	19,081,680	PROPERTY ACQUIRED BY DEED OR FORECLOSURE	
Parks, Playgrounds, Shade Trees	33,000.00	ISSUED AND OUTSTANDING		Balance January 1, 1981	140,000.00
Land Reclamation & Conservation	2,200.00	School	8,883,048.37	Transfers From Taxes or Liens	
Other Recreational Services	193,800.00	Self-Liquidating	4,786,000.00	Sale for Cash (1981)	
EDUCATION (excluding schools)		Other	4,250,000.00	Cancelled, Abated or Adjusted (1981)	
Libraries		Total	17,919,048.37	Balance December 31, 1981	140,000.00
Other Educational Services	500.00	EQUALIZED VALUATION BASIS		CURRENT FINANCES DECEMBER 31, 1981	
STATUTORY EXPENDITURES		FOR NET DEBT COMPUTATION	441,542,534	ASSETS	
Pensions & F. I. C. A.	276,184.00	REAL PROPERTY VALUATIONS		Cash Dec. 31, 1981	7,263,973.07
Employee Fringe Benefits	105,500.00	Code Class # of Parcels % VAL'N		Taxes Receivable	572,569.50
Other Statutory Expenditures	13,500.00	1 Vacant Land 939 3.95	20,147,400.00	Tax Title Liens	118,848.96
CETA And Other Public Employment Programs	50,000.00	2 Residential 4351 69.23	353,057,000.00	Foreclosed Property	140,000.00
MUNICIPAL FUNCTIONS		3 Farm 485 2.31	11,812,700.00	Emergencies & Other Deferred Charges	73,000.00
CAPITAL IMPROVEMENTS *MEMU*	100,000.00	4a Commercial 212 15.63	79,711,900.00	State and Federal Aid Receivable	4,579.71
DEBT SERVICE		4b Industrial 9 6.91	35,238,000.00	Other Receivables	25,631.78
Principal Payments	50,000.00	4c Apartments 6 1.96	9,589,100.00	Total	8,198,603.42
Interest Payments	360,268.47	Total 6002	509,956,100.00	LIABILITIES, RESERVES, AND SURPLUS	
DEFERRED CHARGES		Land Area 37.00 Sq. Miles		Cash Liabilities	5,252,802.19
SCHOOL, COUNTY, SPECIAL DISTRICT TAXES	22,000.00	Net Valuation Taxable-Municipal	525,852,159	Reserves for Receivables	857,050.64
RESERVE FOR UNCOLLECTED TAXES	10,943,196.74	Net Valuation Taxable-County	457,311,817	Surplus Dec. 31, 1981	2,088,750.59
EXPENDITURES TOTAL	16,053,468.56	State Equalized Valuation	518,715,542	Total	8,198,603.42
		State Equalization Ratio	101.42		

Grass Debt	186.82	Grass Debt	.70
Net Debt	31.97	Net Debt	.12
Debt Service		Tax Levy Collected	88.86
Total Tax Levy	630.78	Tax Levy Cancelled, Abated	
Municipal Expenditures	223.47	or Adjusted	

*Includes County Health Service Taxes or County Vacational School Taxes. See Table 13.

Population 1980 **1,573**
 Population 1981 **1,556**
 S & P Rating
 Moody Rating

General Tax Rate Per \$100. **3.56**
 State Equalized Tax Rate **2.68**

FRENCHTOWN BORO. - HUNTERDON CO.

Form of Government:

Borough Council

Number of Members on Governing Body - 6

PER CAPITA:

Gross Debt **397.62**
 Net Debt **6.20**
 Debt Service
 Total Tax Levy **545.78**
 Municipal Expenditures **246.21**

PER CENT:

Gross Debt **2.16**
 Net Debt **.03**
 Tax Levy Collected **90.24**
 Tax Levy Cancelled, Abated or Adjusted **.51**

EXPENDITURES		REVENUES-REALIZED		1981 PROPERTY TAX	
GENERAL GOVERNMENT				STATE EQUALIZED TAX RATE	
Governing Body & Public Boards		1981 Property Taxes Collected	763,904.74	Local District School Taxes	1.22
Municipal Clerk		1981 Payments in Lieu of Taxes		Regional & Consolidated School Tax	.72
Financial Administration	4,250.00	Delinquent Tax & Lien Collections	63,315.97	School Taxes in Municipal Budget	
Assessment of Taxes	5,669.42	Business Personalty Replacement Taxes	45,748.72	County Taxes	.45
Collection of Taxes	4,499.95	Taxes from Public Utilities	42,053.00	County Library Taxes	.03
Planning, Housing & Development	6,318.06	Other Miscellaneous Tax Revenues		Local Municipal Purpose Taxes	.26
Human Resources	1,600.56	State Aid Revenues	27,510.96	Veteran & Senior Citizen Taxes	
Elections	300.00	Federal Aid Revenues		Total Taxes for Rate Computation	2.68
General Administration (other)	42,826.38	State and Local Fiscal Assistance Act Utilized	15,872.00	Special District Taxes	
JUDICIARY		Sale of Acquired Property		Bank Corp. Taxes	3,692.74
Municipal Courts	6,679.88	Other Miscellaneous Revenues		Added and Omitted Taxes	40.00
PUBLIC SAFETY		Total	1,068,107.16	Total Taxes Levied - ABSTRACT	849,230.75
Fire Protection	16,792.28	Prior Years Surplus Appropriated	85,000.00	Total Taxes Billed	846,570.44
Police Protection	57,912.15	REVENUES TOTAL	1,153,107.16	1981 TAXES COLLECTED	763,904.74
Civil Defense & Disaster Control	2,422.95	Reserve For Uncollected Taxes	87,531.37	1981 Taxes Cancelled, Abated or Adjusted	4,314.34
Environmental Inspection & Control	4,335.00	CAPITAL OUTLAY TOTAL	23,156.65	Transfer to Tax Title Liens or Foreclosed	2,249.76
Other Public Safety		Public Enterprises	22,656.65	Balance Outstanding Dec. 31, 1981	76,101.60
PUBLIC WORKS		Recreation—Culture	500.00	PRIOR YEARS TAXES OUTSTANDING	
Streets and Drainage	68,227.29	Public Works		Balance January 1, 1981	65,519.39
Sewers and Sewage Processing		Buildings and Grounds		Collected in 1981	63,315.97
Garbage and Trash Disposal	27,775.76	Library and Education		Cancelled, Abated or Adjusted 1981	80.00
Public Buildings and Grounds	10,491.22	Conservation		Transfers to Tax Title Liens or Foreclosed	1,622.11
Other Public Works		All Other		Balance December 31, 1981	501.31
HEALTH and WELFARE		CAPITAL DEBT AUTHORIZED, DECEMBER 31, 1981		TAX TITLE LIENS OUTSTANDING	
Health Services Except Environmental	1,150.00	ISSUED AND UNISSUED		Balance January 1, 1981	3,124.94
Welfare-Public Assistance	3,215.00	School	179,037	Transfer From Taxes	4,147.68
Hospitals, Clinics, First Aid		Self-liquidating	430,000	Redeemed in 1981	
Animal, Insect, & Rodent Control		Other	9,653	Cancelled, Abated or Adjusted (1981)	
Other Welfare Services		Total	618,690	Transfers to Foreclosed Property	
RECREATION and CONSERVATION		ISSUED AND OUTSTANDING		Balance December 31, 1981	7,272.62
Beaches and Boardwalks		School	179,037.52	PROPERTY ACQUIRED BY DEED OR	
Parks, Playgrounds, Shade Trees	5,108.10	Self-Liquidating	359,000.00	FORECLOSURE	
Land Reclamation & Conservation		Other		Balance January 1, 1981	
Other Recreational Services	1,305.83	Total	538,037.52	Transfers From Taxes or Liens	
EDUCATION (excluding schools)		EQUALIZED VALUATION BASIS		Sale for Cash (1981)	
Libraries	4,050.00	FOR NET DEBT COMPUTATION	28,584,483	Cancelled, Abated or Adjusted (1981)	
Other Educational Services		REAL PROPERTY VALUATIONS		Balance December 31, 1981	
STATUTORY EXPENDITURES		Code Class # of Parcels % VAL'N		CURRENT FINANCES DECEMBER 31, 1981	
Pensions & F. I. C. A.	12,500.00	1 Vacant Land 57 1.73	402,150.00	ASSETS	
Employee Fringe Benefits	3,500.00	2 Residential 396 71.61	16,608,330.00	Cash Dec. 31, 1981	512,865.17
Other Statutory Expenditures	1,000.00	3 Farm 9 .29	66,862.00	Taxes Receivable	76,602.91
CETA And Other Public Employment Programs		4a Commercial 48 15.77	3,657,540.00	Tax Title Liens	7,272.62
MUNICIPAL FUNCTIONS		4b Industrial 6 4.79	1,110,400.00	Foreclosed Property	
CAPITAL IMPROVEMENTS *MEMU*		4c Apartments 2 5.81	1,347,600.00	Emergencies & Other Deferred Charges	
DEBT SERVICE		Total 518	23,192,862.00	State and Federal Aid Receivable	
Principal Payments		Land Area 1.10 Sq. Miles		Other Receivables	10,876.24
Interest Payments		Net Valuation Taxable-Municipal	23,753,640	Total	607,618.94
DEFERRED CHARGES		Net Valuation Taxable-County	31,816,535	LIABILITIES, RESERVES, AND SURPLUS	
SCHOOL, COUNTY, SPECIAL DISTRICT TAXES	763,384.27	State Equalized Valuation	31,381,664	Cash Liabilities	270,033.15
RESERVE FOR UNCOLLECTED TAXES	87,531.37	State Equalization Ratio	75.25	Reserves for Receivables	94,753.77
EXPENDITURES TOTAL	1,146,488.16			Surplus Dec. 31, 1981	242,832.02
				Total	607,618.94

0111

Population 1980 12,176
 Population 1981 12,540
 S & P Rating
 Moody Rating

General Tax Rate Per \$100. 3.68
 State Equalized Tax Rate 1.65

GALLOWAY TOWNSHIP - ATLANTIC CO.

Form of Government:

Council-Manager Plan E (OMCL 50)

Number of Members on Governing Body - 5

PER CAPITA:

Grass Debt 744.08
 Net Debt 29.98
 Debt Service 3.74
 Total Tax Levy 461.29
 Municipal Expenditures 252.27

PER CENT:

Grass Debt 3.56
 Net Debt .14
 Tax Levy Collected 90.97
 Tax Levy Cancelled, Abated or Adjusted .20

EXPENDITURES		REVENUES REALIZED		1981 PROPERTY TAX	
GENERAL GOVERNMENT				STATE EQUALIZED TAX RATE	
Governing Body & Public Boards	34,925.00	1981 Property Taxes Collected	5,271,308.50	Local District School Taxes	.68 2,304,965.95
Municipal Clerk	49,654.00	1981 Payments in Lieu of Taxes		Regional & Consolidated School Tax	.46 1,573,160.40
Financial Administration	46,551.00	Delinquent Tax & Lien Collections	329,201.39	School Taxes in Municipal Budget	
Assessment of Taxes	60,135.00	Business Personalty Replacement Taxes	114,455.00	County Taxes	.45 * 1,519,100.48
Collection of Taxes	51,420.00	Taxes from Public Utilities	762,758.00	County Library Taxes	.02 72,606.19
Planning, Housing & Development	70,606.00	Other Miscellaneous Tax Revenues	60,000.00	Local Municipal Purpose Taxes	.03 58,517.00
Human Resources	36,853.00	State Aid Revenues	122,413.56	Veteran & Senior Citizen Taxes	
Elections	4,000.00	Federal Aid Revenues	43,677.73	Total Taxes for Rate Computation	1.64 5,677,800.02
General Administration (other)	262,854.00	State and Local Fiscal Assistance Act Utilized	100,177.76	Special District Taxes	
JUDICIARY		Sale of Acquired Property	609,380.00	Bank Corp. Taxes	5,531.81
Municipal Courts	65,508.00	Other Miscellaneous Revenues	1,063,220.31	Added and Omitted Taxes	210,680.54
PUBLIC SAFETY		Total	8,476,557.05	Total Taxes Levied - ABSTRACT	5,784,562.37
Fire Protection	85,305.00	Prior Years Surplus Appropriated	475,500.00	Total Taxes Billed	5,794,278.81
Police Protection	808,728.00	REVENUES TOTAL	8,952,097.05	1981 TAXES COLLECTED	5,271,308.90
Civil Defense & Disaster Control		Reserve For Uncollected Taxes	497,169.92	1981 Taxes Cancelled, Abated or Adjusted	11,559.60
Environmental Inspection & Control	127,003.00			Transfer to Tax Title Liens or Foreclosed	53,460.89
Other Public Safety		CAPITAL OUTLAY TOTAL	348,951.58	PUBLIC Outstanding Dec. 31, 1981	457,949.36
PUBLIC WORKS				PRIOR YEARS TAXES OUTSTANDING	
Streets and Drainage	406,090.00	Public Enterprises	335,129.46	Balance January 1, 1981	355,122.80
Sewers and Sewage Processing		Recreation—Culture		Collected in 1981	317,123.92
Garbage and Trash Disposal	69,135.00	Public Works	8,862.12	Cancelled, Abated or Adjusted 1981	
Public Buildings and Grounds	56,834.00	Buildings and Grounds	5,000.00	Transfers to Tax Title Liens or Foreclosed	
Other Public Works	8,500.00	Library and Education		Balance December 31, 1981	37,998.88
HEALTH and WELFARE		Conservation		TAX TITLE LIENS OUTSTANDING	
Health Services Except Environmental		All Other		Balance January 1, 1981	16,338.77
Welfare-Public Assistance	6,500.00			Transfer From Taxes	53,460.89
Hospitals, Clinics, First Aid	3,000.00	CAPITAL DEBT AUTHORIZED, DECEMBER 31, 1981		Redeemed in 1981	12,077.47
Animal, Insect, & Rodent Control	5,300.00	ISSUED AND UNISSUED GROSS DEBT NET DEBT		Cancelled, Abated or Adjusted (1981)	
Other Welfare Services		School 5,254,772		Transfers to Foreclosed Property	
RECREATION and CONSERVATION		Self-liquidating 3,700,000		Balance December 31, 1981	57,722.19
Beaches and Boardwalks		Other 376,000	376,000	PROPERTY ACQUIRED BY DEED OR	
Parks, Playgrounds, Shade Trees	30,000.00	Total 9,330,772	376,000	FORECLOSURE	
Land Reclamation & Conservation	1,850.00			Balance January 1, 1981	933,343.25
Other Recreational Services	250.00	ISSUED AND OUTSTANDING		Transfers From Taxes or Liens	
EDUCATION (excluding schools)		School 5,159,664.87		Sale for Cash (1981)	
Libraries	20,436.00	Self-liquidating 2,800,000.00		Cancelled, Abated or Adjusted (1981)	
Other Educational Services		Other 376,000.00		Balance December 31, 1981	933,343.25
STATUTORY EXPENDITURES		Total 8,335,664.87		CURRENT FINANCES DECEMBER 31, 1981	
Pensions & F. I. C. A.	161,627.00	EQUALIZED VALUATION BASIS FOR NET DEBT COMPUTATION	262,111,603	ASSETS	
Employee Fringe Benefits	66,976.00	REAL PROPERTY VALUATIONS		Cash Dec. 31, 1981	1,921,568.69
Other Statutory Expenditures	5,700.00	Code Class # of Parcels % VAL'N ASSESSED VALUATION		Taxes Receivable	495,948.24
CETA And Other Public Employment Programs	21,000.00	1 Vacant Land 4912 17.06	25,418,200.00	Tax Title Liens	57,722.19
MUNICIPAL FUNCTIONS TOTAL	2,566,740.00	2 Residential 3519 62.70	93,408,000.00	Foreclosed Property	933,343.25
CAPITAL IMPROVEMENTS *MEMU*	40,000.00	3 Farm 277 2.80	4,174,200.00	Emergencies & Other Deferred Charges	40,882.07
DEBT SERVICE		4a Commercial 210 13.62	20,297,100.00	State and Federal Aid Receivable	60,000.00
Principal Payments	18,000.00	4b Industrial 3 3.81	5,681,000.00	Other Receivables	36,538.82
Interest Payments	28,907.83	4c Apartments		Total	3,546,003.26
DEFERRED CHARGES	52,590.08	Total 8921	148,578,500.00	LIABILITIES, RESERVES, AND SURPLUS	
SCHOOL, COUNTY, SPECIAL DISTRICT TAXES	5,465,833.02	Land Area 91.75 Sq. Miles		Cash Liabilities	648,177.45
RESERVE FOR UNCOLLECTED TAXES	497,169.92	Net Valuation Taxable-Municipal	151,722,779	Reserves for Receivables	1,523,552.50
EXPENDITURES TOTAL	8,633,240.85	Net Valuation Taxable-County	287,537,281	Surplus Dec. 31, 1981	1,374,273.31
		State Equalized Valuation	335,733,067	Total	3,546,003.26
		State Equalization Ratio	44.74		

Population 1980 20,803
 Population 1981 26,708
 S & P Rating
 Maady Rating A

General Tax Rate Per \$100. 2.24
 State Equalized Tax Rate 2.04

GARFIELD CITY - BERGEN COUNTY

Form of Government:

Council-Manager (1923)

Number of Members on Governing Body - 5

PER CAPITA:

Grass Debt 136.29
 Net Debt 123.19
 Debt Service 12.92
 Total Tax Levy 367.49
 Municipal Expenditures 218.82

PER CENT:

Grass Debt .83
 Net Debt .75
 Tax Levy Collected 97.72
 Tax Levy Cancelled, Abated or Adjusted .14

EXPENDITURES		REVENUES-REALIZED		1981 PROPERTY TAX	
GENERAL GOVERNMENT				STATE EQUALIZED TAX RATE	
Governing Body & Public Boards	13,370.00	1981 Property Taxes Collected	9,592,150.99	Local District School Taxes 1.24	5,981,964.16
Municipal Clerk	42,250.00	1981 Payments in Lieu of Taxes		Regional & Consolidated School Tax	
Financial Administration	39,744.62	Delinquent Tax & Lien Collections	160,263.99	School Taxes in Municipal Budget .03	128,200.00
Assessment of Taxes	43,000.00	Business Personalty Replacement Taxes	479,102.84	County Taxes .35	1,663,054.87
Collection of Taxes	79,138.48	Taxes from Public Utilities	827,496.00	County Library Taxes	
Planning, Housing & Development	14,500.00	Other Miscellaneous Tax Revenues		Local Municipal Purpose Taxes .41	1,973,313.74
Human Resources		State Aid Revenues	334,027.78	Veteran & Senior Citizen Taxes	348,500.00
Elections	5,000.00	Federal Aid Revenues	94,378.53	Total Taxes for Rate Computation 2.03	10,055,032.77
General Administration (other)	481,406.89	State and Local Fiscal Assistance Act Utilized	238,710.49	Special District Taxes	
JUDICIARY		Sale of Acquired Property		Bank Corp. Taxes	40,345.55
Municipal Courts	51,258.43	Other Miscellaneous Revenues	1,130,529.09	Added and Omitted Taxes	28,169.30
PUBLIC SAFETY		Total	12,856,699.71	Total Taxes Levied - ABSTRACT	9,815,047.62
Fire Protection	110,125.00	Prior Years Surplus Appropriated	350,000.00	Total Taxes Billed	9,816,306.21
Police Protection	1,123,284.69	REVENUES TOTAL	13,206,699.71	1981 TAXES COLLECTED	9,552,190.99
Civil Defense & Disaster Control	1,000.00	Reserve For Uncollected Taxes	422,461.11	1981 Taxes Cancelled, Abated or Adjusted	13,731.90
Environmental Inspection & Control	53,653.00	CAPITAL OUTLAY TOTAL	513,513.17	Transfer to Tax Title Liens or Foreclosed	36,802.48
Other Public Safety		Public Enterprises	31,856.72	Balance Outstanding Dec. 31, 1981	173,580.84
PUBLIC WORKS		Recreation—Culture		PRIOR YEARS TAXES OUTSTANDING	
Streets and Drainage	288,366.16	Public Works	438,339.28	Balance January 1, 1981	170,286.08
Sewers and Sewage Processing	1,181,895.37	Buildings and Grounds	43,277.17	Collected in 1981	142,409.80
Garbage and Trash Disposal	448,425.00	Library and Education		Cancelled, Abated or Adjusted 1981	
Public Buildings and Grounds	52,900.00	Conservation		Transfers to Tax Title Liens or Foreclosed	
Other Public Works		All Other		Balance December 31, 1981	27,876.28
HEALTH and WELFARE		CAPITAL DEBT AUTHORIZED, DECEMBER 31, 1981		TAX TITLE LIENS OUTSTANDING	
Health Services Except Environmental	66,194.59	ISSUED AND UNISSUED		Balance January 1, 1981	73,805.49
Welfare-Public Assistance	13,500.00	School	349,822	Transfer From Taxes	36,802.48
Hospitals, Clinics, First Aid		Self-liquidating	697,825	Redeemed in 1981	17,654.19
Animal, Insect, & Rodent Control		Other	2,592,435	Cancelled, Abated or Adjusted (1981)	
Other Welfare Services		Total	3,640,082	Transfers to Foreclosed Property	
RECREATION and CONSERVATION		ISSUED AND OUTSTANDING		Balance December 31, 1981	92,753.78
Beaches and Boardwalks	46,600.00	School	347,000.00	PROPERTY ACQUIRED BY DEED OR FORECLOSURE	
Parks, Playgrounds, Shade Trees		Self-Liquidating	307,500.00	Balance January 1, 1981	124,270.00
Land Reclamation & Conservation	4,500.00	Other	1,738,550.00	Transfers From Taxes or Liens	
Other Recreational Services		Total	2,393,050.00	Sale for Cash (1981)	
EDUCATION (excluding schools)		EQUALIZED VALUATION BASIS		Cancelled, Abated or Adjusted (1981)	
Libraries	179,400.00	FOR NET DEBT COMPUTATION	439,606,637	Balance December 31, 1981	124,270.00
Other Educational Services		REAL PROPERTY VALUATIONS		CURRENT FINANCES DECEMBER 31, 1981	
STATUTORY EXPENDITURES		Code Class # of Parcels % VAL'N	ASSESSED VALUATION	ASSETS	
Pensions & F. I. C. A.	384,440.58	1 Vacant Land 321 1.34	5,796,100.00	Cash Dec. 31, 1981	1,455,165.32
Employee Fringe Benefits	5,650.00	2 Residential 5273 67.59	293,244,700.00	Taxes Receivable	201,457.12
Other Statutory Expenditures	12,000.00	3 Farm		Tax Title Liens	52,753.78
CETA And Other Public Employment Programs	93,000.00	4a Commercial 464 11.28	48,929,300.00	Foreclosed Property	124,270.00
MUNICIPAL FUNCTIONS TOTAL	4,836,602.81	4b Industrial 93 15.74	68,286,900.00	Emergencies & Other Deferred Charges	57,240.49
CAPITAL IMPROVEMENTS *MEMO*	30,000.00	4c Apartments 110 4.06	17,616,600.00	State and Federal Aid Receivable	10,400.21
DEBT SERVICE		Total 6261	433,673,600.00	Other Receivables	85,023.40
Principal Payments	187,000.00	Land Area 2.10 Sq. Miles		Total	2,026,910.32
Interest Payments	158,045.67	Net Valuation Taxable-Municipal	436,836,199	LIABILITIES, RESERVES, AND SURPLUS	
TYPE I SCHL DEBT *MEMO	128,200.00	Net Valuation Taxable-County	472,991,853	Cash Liabilities	599,004.82
DEFERRED CHARGES	240,078.05	State Equalized Valuation	460,219,525	Reserves for Receivables	504,104.30
SCHOOL, COUNTY, SPECIAL DISTRICT TAXES	7,773,219.03	State Equalization Ratio	50.91	Surplus Dec. 31, 1981	523,801.20
RESERVE FOR UNCOLLECTED TAXES	422,461.11			Total	2,026,910.32
EXPENDITURES TOTAL	13,617,406.67				

2006

Population 1980 4,752
 Population 1981 4,752
 S & P Rating
 Moody Rating

General Tax Rate Per \$100.

3.74

State Equalized Tax Rate

2.64

GARWOOD BOROUGH – UNION COUNTY

Form of Government:

Borough Council

Number of Members on Governing Body – 6

PER CAPITA:

Gross Debt 436.55
 Net Debt 225.37
 Debt Service 18.68
 Total Tax Levy 611.79
 Municipal Expenditures 323.18

PER CENT:

Gross Debt 2.07
 Net Debt 1.07
 Tax Levy Collected 98.61
 Tax Levy Cancelled, Abated or Adjusted .04

EXPENDITURES		REVENUES-REALIZED		1981 PROPERTY TAX	
GENERAL GOVERNMENT		1981 Property Taxes Collected		STATE EQUALIZED TAX RATE	
Governing Body & Public Boards			2,865,851.59	Local District School Taxes	.86
Municipal Clerk	8,000.00	1981 Payments in Lieu of Taxes		Regional & Consolidated School Tax	.69
Financial Administration	12,269.00	Delinquent Tax & Lien Collections	46,065.69	School Taxes in Municipal Budget	
Assessment of Taxes	26,712.50	Business Personalty Replacement Taxes	232,744.12	County Taxes	.50
Collection of Taxes	8,860.00	Taxes from Public Utilities	249,418.00	County Library Taxes	
Planning, Housing & Development	2,650.00	Other Miscellaneous Tax Revenues		Local Municipal Purpose Taxes	.58
Human Resources	760.00	State Aid Revenues	47,472.15	Veteran & Senior Citizen Taxes	
Elections	113,462.50	Federal Aid Revenues	42,139.00	Total Taxes for Rate Computation	2.63
General Administration (other)		State and Local Fiscal Assistance Act Utilized		Special District Taxes	
JUDICIARY		Sale of Acquired Property	264,035.52	Bank Corp. Taxes	957.44
Municipal Courts	19,600.00	Other Miscellaneous Revenues	3,747,726.07	Added and Omitted Taxes	41,538.31
PUBLIC SAFETY		Total	3,747,726.07	Total Taxes Levied - ABSTRACT	2,907,204.16
Fire Protection	57,417.78	Prior Years Surplus Appropriated	247,506.00	Total Taxes Billed	2,906,246.72
Police Protection	397,642.00	REVENUES	3,595,252.07	1981 TAXES COLLECTED	2,865,851.59
Civil Defense & Disaster Control	2,500.00	Reserve for Uncollected Taxes	128,229.00	1981 Taxes Cancelled, Abated or Adjusted	1,161.18
Environmental Inspection & Control	13,750.00	CAPITAL OUTLAY	26,919.63	Transfer to Tax Title Liens or Foreclosed	2,711.50
Other Public Safety		Total	26,919.63	Balance Outstanding Dec. 31, 1981	36,522.45
PUBLIC WORKS		Public Enterprises		PRIOR YEARS TAXES OUTSTANDING	
Streets and Drainage	250,235.00	Recreation—Culture		Balance January 1, 1981	47,241.55
Sewers and Sewage Processing	130,180.00	Public Works	26,806.79	Collected in 1981	40,065.69
Garbage and Trash Disposal	44,200.00	Buildings and Grounds	112.84	Cancelled, Abated or Adjusted 1981	38.68
Public Buildings and Grounds	2,608.00	Library and Education		Transfers to Tax Title Liens or Foreclosed	38.83
Other Public Works		Conservation		Balance December 31, 1981	1,098.39
HEALTH and WELFARE		All Other		TAX TITLE LIENS OUTSTANDING	
Health Services Except Environmental	20,000.00	CAPITAL DEBT AUTHORIZED, DECEMBER 31, 1981		Balance January 1, 1981	7,665.01
Welfare-Public Assistance	4,750.00	ISSUED AND UNISSUED		Transfer From Taxes	2,786.49
Hospitals, Clinics, First Aid		GROSS DEBT		Redeemed in 1981	
Animal, Insect, & Rodent Control	900.00	NET DEBT		Cancelled, Abated or Adjusted (1981)	
Other Welfare Services		School	936,536	Transfers to Foreclosed Property	
RECREATION and CONSERVATION		Self-liquidating	1,137,947	Balance December 31, 1981	10,451.50
Beaches and Boardwalks		Other	1,070,547	PROPERTY ACQUIRED BY DEED OR	
Parks, Playgrounds, Shade Trees	6,000.00	Total	2,074,483	FORECLOSURE	
Land Reclamation & Conservation	15,075.00	ISSUED AND OUTSTANDING		Balance January 1, 1981	27,384.00
Other Recreational Services		School	936,536.56	Transfers From Taxes or Liens	
EDUCATION (excluding schools)		Self-liquidating	455,672.58	Sale for Cash (1981)	
Libraries	25,459.07	Other	1,392,209.54	Cancelled, Abated or Adjusted (1981)	
Other Educational Services		Total	1,392,209.54	Balance December 31, 1981	27,384.00
STATUTORY EXPENDITURES		EQUALIZED VALUATION BASIS		CURRENT FINANCES DECEMBER 31, 1981	
Pensions & F. I. C. A.	103,460.00	FOR NET DEBT COMPUTATION	59,987,432	ASSETS	
Employee Fringe Benefits	41,000.00	REAL PROPERTY VALUATIONS		Cash Dec. 31, 1981	739,190.58
Other Statutory Expenditures	5,000.00	Code Class # of Parcels % VAL'N		Taxes Receivable	37,620.84
CETA And Other Public Employment Programs		1 Vacant Land 52 1.25	951,300.00	Tax Title Liens	10,451.50
MUNICIPAL FUNCTIONS		2 Residential 1217 64.10	48,524,300.00	Foreclosed Property	27,384.00
CAPITAL IMPROVEMENTS	20,000.00	3 Farm		Emergencies & Other Deferred Charges	
DEBT SERVICE		4a Commercial 110 19.30	14,729,500.00	State and Federal Aid Receivable	
Principal Payments	55,000.00	4b Industrial 43 12.97	9,896,300.00	Other Receivables	1,527.01
Interest Payments	33,776.50	4c Apartments 26 2.39	1,825,700.00	Total	816,573.93
		Total 1448	76,327,500.00	LIABILITIES, RESERVES, AND SURPLUS	
DEFERRED CHARGES	277.61	Land Area .70 Sq. Miles		Cash Liabilities	220,612.21
SCHOOL, COUNTY, SPECIAL DISTRICT TAXES	2,230,012.72	Net Valuation Taxable-Municipal	76,760,730	Reserves for Receivables	77,383.35
RESERVE FOR UNCOLLECTED TAXES	128,229.00	Net Valuation Taxable-County	109,554,575	Surplus Dec. 31, 1981	518,578.37
EXPENDITURES	3,765,786.68	State Equalized Valuation	108,515,553	Total	816,573.93
		State Equalization Ratio	70.63		

Population 1980 2,510
 Population 1981 2,500
 S & P Rating
 Moody-Rating

General Tax Rate Per \$100.

3.94

State Equalized Tax Rate

2.97

GIBBSBORO BOROUGH – CAMDEN COUNTY**Form of Government:****Borough Council****Number of Members on Governing Body – 6****PER CAPITA:**

Gross Debt 349.47
 Net Debt 67.98
 Debt Service 10.69
 Total Tax Levy 486.89
 Municipal Expenditures 203.54

PER CENT:

Gross Debt 2.38
 Net Debt .46
 Tax Levy Collected 95.64
 Tax Levy Cancelled, Abated or Adjusted .10

EXPENDITURES		REVENUES-REALIZED		1981 PROPERTY TAX	
GENERAL GOVERNMENT				STATE EQUALIZED TAX RATE	
Governing Body & Public Boards		1981 Property Taxes Collected	1,167,689.08	Local District School Taxes .85	346,433.57
Municipal Clerk		1981 Payments in Lieu of Taxes		Regional & Consolidated School Tax .57	232,121.42
Financial Administration	19,780.00	Delinquent Tax & Lien Collections	64,431.65	School Taxes in Municipal Budget	
Assessment of Taxes	6,032.00	Business Personalty Replacement Taxes	58,586.48	County Taxes	1.11 *
Collection of Taxes	6,420.00	Taxes from Public Utilities	147,554.00	County Library Taxes	.03
Planning, Housing & Development	12,324.33	Other Miscellaneous Tax Revenues		Local Municipal Purpose Taxes	.43
Human Resources		State Aid Revenues	23,236.80	Veteran & Senior Citizen Taxes	
Elections	3,000.00	Federal Aid Revenues		Total Taxes for Rate Computation	2.99
General Administration (other)	87,036.00	State and Local Fiscal Assistance Act Utilized	15,772.00	Special District Taxes	
JUDICIARY		Sale of Acquired Property		Bank Corp. Taxes	157.22
Municipal Courts	6,440.00	Other Miscellaneous Revenues	44,359.52	Added and Omitted Taxes	3,762.16
PUBLIC SAFETY		Total	1,521,629.53	Total Taxes Levied - ABSTRACT	1,220,155.95
Fire Protection	20,200.00	Prior Years Surplus Appropriated	100,000.00	Total Taxes Billed	1,220,884.57
Police Protection	53,360.00	REVENUES TOTAL	1,621,629.53	1981 TAXES COLLECTED	1,167,689.08
Civil Defense & Disaster Control	1,300.00	Reserve For Uncollected Taxes	78,208.87	1981 Taxes Cancelled, Abated or Adjusted	1,182.60
Environmental Inspection & Control	7,500.00			Transfer to Tax Title Liens or Foreclosed	871.18
Other Public Safety		CAPITAL OUTLAY TOTAL	65,803.35	Balance Outstanding Dec. 31, 1981	51,142.11
PUBLIC WORKS				PRIOR YEARS TAXES OUTSTANDING	
Streets and Drainage	63,000.00	Public Enterprises		Balance January 1, 1981	51,652.03
Sewers and Sewage Processing		Recreation—Culture		Collected in 1981	50,322.89
Garbage and Trash Disposal	37,327.00	Public Works	65,803.35	Cancelled, Abated or Adjusted 1981	
Public Buildings and Grounds	34,987.09	Buildings and Grounds		Transfers to Tax Title Liens or Foreclosed	
Other Public Works		Library and Education		Balance December 31, 1981	1,329.14
HEALTH and WELFARE		Conservation		TAX TITLE LIENS OUTSTANDING	
Health Services Except Environmental	930.00	All Other		Balance January 1, 1981	17,359.63
Welfare-Public Assistance	2,804.00			Transfer From Taxes	556.05
Hospitals, Clinics, First Aid		CAPITAL DEBT AUTHORIZED, DECEMBER 31, 1981		Redeemed in 1981	14,108.76
Animal, Insect, & Rodent Control	650.00	ISSUED AND UNISSUED		Cancelled, Abated or Adjusted (1981)	
Other Welfare Services		School	705,433	Transfers to Foreclosed Property	4,206.92
RECREATION and CONSERVATION		Self-liquidating		Balance December 31, 1981	
Beaches and Boardwalks		Other	170,350	PROPERTY ACQUIRED BY DEED OR FORECLOSURE	
Parks, Playgrounds, Shade Trees		Total	875,783	Balance January 1, 1981	28,099.08
Land Reclamation & Conservation	800.00			Transfers From Taxes or Liens	4,206.92
Other Recreational Services	13,700.00	ISSUED AND OUTSTANDING		Sale for Cash (1981)	
EDUCATION (excluding schools)		School	705,433.45	Cancelled, Abated or Adjusted (1981)	
Libraries	10,192.00	Self-Liquidating		Balance December 31, 1981	32,306.00
Other Educational Services		Other	139,000.00	CURRENT FINANCES DECEMBER 31, 1981	
STATUTORY EXPENDITURES		Total	844,433.45	ASSETS	
Pensions & F. I. C. A.	10,350.00	EQUALIZED VALUATION BASIS		Cash Dec. 31, 1981	523,699.43
Employee Fringe Benefits		FOR NET DEBT COMPUTATION	36,810,742	Taxes Receivable	52,471.25
Other Statutory Expenditures	1,500.00	REAL PROPERTY VALUATIONS		Tax Title Liens	
CETA And Other Public Employment Programs		Code Class # of Parcels % VAL'N		Foreclosed Property	32,306.00
MUNICIPAL FUNCTIONS		1 Vacant Land 178 10.54	3,182,700.00	Emergencies & Other Deferred Charges	8,484.33
CAPITAL IMPROVEMENTS *MEMU*	10,000.00	2 Residential 704 77.29	23,231,900.00	State and Federal Aid Receivable	
DEBT SERVICE		3 Farm 4 .18	55,400.00	Other Receivables	4,173.73
Principal Payments	21,000.00	4a Commercial 33 7.41	2,236,900.00	Total	621,134.74
Interest Payments	5,796.00	4b Industrial 7 4.38	1,323,500.00	LIABILITIES, RESERVES, AND SURPLUS	
		4c Apartments 1 .18	55,600.00	Cash Liabilities	285,528.92
DEFERRED CHARGES		Total 927	30,186,000.00	Reserves for Receivables	88,950.98
SCHOOL, COUNTY, SPECIAL DISTRICT TAXES	1,042,236.57	Land Area 2.16 Sq. Miles		Surplus Dec. 31, 1981	246,654.84
RESERVE FOR UNCOLLECTED TAXES	78,208.87	Net Valuation Taxable-Municipal	30,875,769	Total	621,134.74
EXPENDITURES		Net Valuation Taxable-County	39,316,447		
TOTAL	1,552,300.27	State Equalized Valuation	40,671,226		
		State Equalization Ratio	75.50		

0806

Population 1980 14,574

Population 1981 14,745

S & P Rating

Moody Rating

General Tax Rate Per \$100.

3.14

State Equalized Tax Rate

2.82

GLASSBORO BOROUGH - GLOUCESTER CO.**Form of Government:****Borough Council****Number of Members on Governing Body - 6****PER CAPITA:**

Gross Debt 306.82

Net Debt 208.27

Debt Service 11.60

Total Tax Levy 386.37

Municipal Expenditures 252.00

PER CENT:

Gross Debt 2.48

Net Debt 1.68

Tax Levy Collected 93.61

Tax Levy Cancelled, Abated

or Adjusted .89

EXPENDITURES		REVENUES-REALIZED		1981 PROPERTY TAX	
GENERAL GOVERNMENT				STATE EQUALIZED TAX RATE →	
Governing Body & Public Boards	13,400.00	1981 Property Taxes Collected 5,328,380.77		Local District School Taxes 1.67	3,357,092.20
Municipal Clerk	41,900.00	1981 Payments in Lieu of Taxes		Regional & Consolidated School Tax	
Financial Administration	20,075.00	Delinquent Tax & Lien Collections 245,415.78		School Taxes in Municipal Budget	
Assessment of Taxes	42,331.16	Business Personalty Replacement Taxes 245,854.92		County Taxes .59	1,155,620.46
Collection of Taxes	39,400.00	Taxes from Public Utilities 867,712.00		County Library Taxes .02	34,539.18
Planning, Housing & Development	16,200.00	Other Miscellaneous Tax Revenues 25,000.00		Local Municipal Purpose Taxes .54	1,081,303.00
Human Resources	134,124.50	State Aid Revenues 692,846.05		Veteran & Senior Citizen Taxes	93,650.00
Elections	7,100.00	Federal Aid Revenues 36,415.70		Total Taxes for Rate Computation 2.82	5,762,204.64
General Administration (other)	208,374.46	State and Local Fiscal Assistance Act Utilized 196,828.00		Special District Taxes	
JUDICIARY		Sale of Acquired Property 57,835.74		Bank Corp. Taxes	5,171.91
Municipal Courts	36,750.00	Other Miscellaneous Revenues 205,280.82		Added and Omitted Taxes	23,359.56
PUBLIC SAFETY		Total 7,901,573.78		Total Taxes Levied - ABSTRACT	5,697,086.31
Fire Protection	68,122.01	Prior Years Surplus Appropriated 191,928.63		Total Taxes Billed	5,691,914.40
Police Protection	764,868.85	REVENUES TOTAL 8,093,502.41		1981 TAXES COLLECTED	5,328,380.77
Civil Defense & Disaster Control	500.00	Reserve For Uncollected Taxes 408,121.35		1981 Taxes Cancelled, Abated or Adjusted	50,471.42
Environmental Inspection & Control	49,585.64	CAPITAL OUTLAY TOTAL 989,606.59		Transfer to Tax Title Liens or Foreclosed	46,393.79
Other Public Safety				Balance Outstanding Dec. 31, 1981	266,668.42
PUBLIC WORKS				PRIOR YEARS TAXES OUTSTANDING	
Streets and Drainage	605,310.00	Public Enterprises 760,487.56		Balance January 1, 1981	286,121.92
Sewers and Sewage Processing		Recreation—Culture 186,771.65		Collected in 1981	220,968.37
Garbage and Trash Disposal	155,705.73	Public Works 18,481.61		Cancelled, Abated or Adjusted 1981	13,690.32
Public Buildings and Grounds	135,898.50	Library and Education 23,865.37		Transfers to Tax Title Liens or Foreclosed	41,052.34
Other Public Works	175,000.00	Conservation		Balance December 31, 1981	10,410.89
HEALTH and WELFARE		All Other		TAX TITLE LIENS OUTSTANDING	
Health Services Except Environmental	50,200.00	CAPITAL DEBT AUTHORIZED, DECEMBER 31, 1981		Balance January 1, 1981	27,271.18
Welfare-Public Assistance	7,700.00	ISSUED AND UNISSUED GROSS DEBT NET DEBT		Transfer From Taxes	93,372.25
Hospitals, Clinics, First Aid		School 1,453,200		Redeemed in 1981	24,447.41
Animal, Insect, & Rodent Control	3,000.00	Self-liquidating 1,261,100 1,261,100		Cancelled, Abated or Adjusted (1981)	
Other Welfare Services		Other 1,809,800 1,809,800		Transfers to Foreclosed Property	
RECREATION and CONSERVATION		Total 4,524,100 3,070,500		Balance December 31, 1981	56,196.02
Beaches and Boardwalks		ISSUED AND OUTSTANDING		PROPERTY ACQUIRED BY DEED OR FORECLOSURE	
Parks, Playgrounds, Shade Trees	115,300.00	School 1,453,200.00		Balance January 1, 1981	609,804.84
Land Reclamation & Conservation	2,000.00	Self-Liquidating 1,230,000.00		Transfers From Taxes or Liens	
Other Recreational Services	5,000.00	Other 1,708,500.00		Sale for Cash (1981)	57,835.74
EDUCATION (excluding schools)		Total 4,391,700.00		Cancelled, Abated or Adjusted (1981)	27,464.26
Libraries	55,000.00	EQUALIZED VALUATION BASIS		Balance December 31, 1981	524,504.64
Other Educational Services		FOR NET DEBT COMPUTATION 182,381,597		CURRENT FINANCES DECEMBER 31, 1981	
STATUTORY EXPENDITURES		REAL PROPERTY VALUATIONS		ASSETS	
Pensions & F. I. C. A.	201,000.00	Code Class # of Parcels % VAL'N ASSESSED VALUATION		Cash Dec. 31, 1981	1,030,736.46
Employee Fringe Benefits	82,500.00	1 Vacant Land 842 3.28 5,735,500.00		Taxes Receivable	277,079.31
Other Statutory Expenditures	15,000.00	2 Residential 2750 59.49 104,132,300.00		Tax Title Liens	96,196.02
CETA And Other Public Employment Programs	71,150.00	3 Farm 108 2.46 4,305,900.00		Foreclosed Property	524,504.64
MUNICIPAL FUNCTIONS		4a Commercial 235 19.22 33,639,500.00		Emergencies & Other Deferred Charges	31,017.66
CAPITAL IMPROVEMENTS *MEMU*	3,130,495.85	4b Industrial 17 6.20 10,846,300.00		State and Federal Aid Receivable	27,376.25
DEBT SERVICE		4c Apartments 30 9.37 16,393,800.00		Other Receivables	8,561.32
Principal Payments	77,600.00	Total 3982 175,053,300.00		Total	1,955,471.86
Interest Payments	93,430.01	Land Area 9.37 Sq. Miles		LIABILITIES, RESERVES, AND SURPLUS	
DEFERRED CHARGES		Net Valuation Taxable-Municipal 180,863,004		Cash Liabilities	639,744.18
SCHOOL, COUNTY, SPECIAL DISTRICT TAXES	4,587,251.84	Net Valuation Taxable-County 198,029,104		Reserves for Receivables	906,341.49
RESERVE FOR UNCOLLECTED TAXES	408,121.35	State Equalized Valuation 200,794,718		Surplus Dec. 31, 1981	449,386.19
EXPENDITURES		State Equalization Ratio 89.82		Total	1,995,471.86
TOTAL	8,311,899.05				

1012
Population 1980 834
Population 1981 906
S & P Rating
Moody Rating

General Tax Rate Per \$100. 3.53
State Equalized Tax Rate 2.09

GLEN GARDNER BORO. - HUNTERDON CO.
Form of Government:
Borough Council
Number of Members on Governing Body - 6

PER CAPITA:
Gross Debt 411.11
Net Debt 141.48
Debt Service 16.13
Total Tax Levy 347.57
Municipal Expenditures 238.11
PER CENT:
Gross Debt 3.00
Net Debt 1.03
Tax Levy Collected 85.55
Tax Levy Cancelled, Abated or Adjusted .34

EXPENDITURES		REVENUES-REALIZED		1981 PROPERTY TAX	
GENERAL GOVERNMENT				STATE EQUALIZED TAX RATE	
Governing Body & Public Boards		1981 Property Taxes Collected	267,851.76	Local District School Taxes .70	102,329.00
Municipal Clerk		1981 Payments in Lieu of Taxes	2,807.55	Regional & Consolidated School Tax .63	92,139.57
Financial Administration	7,955.95	Delinquent Tax & Lien Collections	32,515.93	School Taxes in Municipal Budget	
Assessment of Taxes	2,500.00	Business Personalty Replacement Taxes	6,239.92	County Taxes .42	60,861.11
Collection of Taxes	4,750.00	Taxes from Public Utilities	29,857.00	County Library Taxes .03	3,504.07
Planning, Housing & Development	3,640.00	Other Miscellaneous Tax Revenues		Local Municipal Purpose Taxes .31	45,081.00
Human Resources		State Aid Revenues	13,254.94	Veteran & Senior Citizen Taxes	6,450.00
Elections		Federal Aid Revenues		Total Taxes for Rate Computation 2.09	310,764.75
General Administration (other)	45,606.00	State and Local Fiscal Assistance Act Utilized	16,778.00	Special District Taxes	
JUDICIARY		Sale of Acquired Property		Bank Corp. Taxes	1,833.24
Municipal Courts	5,975.00	Other Miscellaneous Revenues	34,669.81	Added and Omitted Taxes	8,753.25
PUBLIC SAFETY		Total	404,054.91	Total Taxes Levied - ABSTRACT	314,901.24
Fire Protection	4,325.00	Prior Years Surplus Appropriated	29,000.00	Total Taxes Billed	313,147.83
Police Protection	2,300.00	REVENUES TOTAL	433,054.91	1981 TAXES COLLECTED	267,891.76
Civil Defense & Disaster Control	10.00	Reserve For Uncollected Taxes	41,799.00	1981 Taxes Cancelled, Abated or Adjusted	1,052.82
Environmental Inspection & Control		CAPITAL OUTLAY TOTAL	308,732.01	Transfer to Tax Title Liens or Foreclosed	4,253.67
Other Public Safety				Balance Outstanding Dec. 31, 1981	39,949.58
PUBLIC WORKS				PRIOR YEARS TAXES OUTSTANDING	
Streets and Drainage	31,887.00	Public Enterprises	275,750.01	Balance January 1, 1981	31,229.95
Sewers and Sewage Processing	10.00	Recreation—Culture		Collected in 1981	29,772.55
Garbage and Trash Disposal	18,200.00	Public Works		Cancelled, Abated or Adjusted 1981	
Public Buildings and Grounds	13,600.00	Buildings and Grounds	32,942.00	Transfers to Tax Title Liens or Foreclosed	1,121.11
Other Public Works	5,925.00	Library and Education		Balance December 31, 1981	336.29
HEALTH and WELFARE		Conservation		TAX TITLE LIENS OUTSTANDING	
Health Services Except Environmental	880.00	All Other		Balance January 1, 1981	14,123.61
Welfare-Public Assistance	1,120.00	CAPITAL DEBT AUTHORIZED, DECEMBER 31, 1981		Transfer From Taxes	5,498.38
Hospitals, Clinics, First Aid		ISSUED AND UNISSUED GROSS DEBT NET DEBT		Redeemed in 1981	2,743.38
Animal, Insect, & Rodent Control		School 98,522		Cancelled, Abated or Adjusted (1981)	4,986.02
Other Welfare Services		Self-liquidating 184,500	36,740	Transfers to Foreclosed Property	
RECREATION and CONSERVATION		Other 89,440	85,440	Balance December 31, 1981	11,892.59
Beaches and Boardwalks		Total 372,462	126,180	PROPERTY ACQUIRED BY DEED OR FORECLOSURE	
Parks, Playgrounds, Shade Trees				Balance January 1, 1981	31,800.00
Land Reclamation & Conservation	25.00	ISSUED AND OUTSTANDING		Transfers From Taxes or Liens	
Other Recreational Services	325.00	School 98,470.66		Sale for Cash (1981)	2,500.00
EDUCATION (excluding schools)		Self-liquidating 166,500.00		Cancelled, Abated or Adjusted (1981)	4,150.00
Libraries		Other 85,440.00		Balance December 31, 1981	25,150.00
Other Educational Services		Total 354,410.66		CURRENT FINANCES DECEMBER 31, 1981	
STATUTORY EXPENDITURES		EQUALIZED VALUATION BASIS FOR NET DEBT COMPUTATION	12,423,084	ASSETS	
Pensions & F. I. C. A.	4,313.56	REAL PROPERTY VALUATIONS		Cash Dec. 31, 1981	112,414.32
Employee Fringe Benefits		Code Class # of Parcels % VAL'N		Taxes Receivable	40,285.87
Other Statutory Expenditures	350.00	1 Vacant Land 58 6.02	511,072.00	Tax Title Liens	11,892.59
ETA And Other Public Employment Programs		2 Residential 229 77.69	6,592,740.00	Foreclosed Property	25,150.00
MUNICIPAL FUNCTIONS TOTAL	153,697.51	3 Farm 31 5.52	468,225.00	Emergencies & Other Deferred Charges	22,495.76
CAPITAL IMPROVEMENTS *MEMO*		4a Commercial 15 8.49	720,500.00	State and Federal Aid Receivable	313.42
EBT SERVICE		4b Industrial 1 1.25	106,250.00	Other Receivables	2,785.75
Principal Payments	8,610.00	4c Apartments 2 1.03	87,650.00	Total	215,337.71
Interest Payments	6,000.00	Total 336	8,486,437.00	LIABILITIES, RESERVES, AND SURPLUS	
DEFERRED CHARGES		Land Area 1.46 Sq. Miles		Cash Liabilities	95,743.41
SCHOOL, COUNTY, SPECIAL DISTRICT TAXES	255,233.75	Net Valuation Taxable-Municipal	8,623,057	Reserves for Receivables	80,114.21
RESERVE FOR UNCOLLECTED TAXES	41,799.00	Net Valuation Taxable-County	13,735,189	Surplus Dec. 31, 1981	39,480.09
EXPENDITURES TOTAL	474,958.12	State Equalized Valuation	14,478,589	Total	215,337.71
		State Equalization Ratio	59.18		

Population 1980 7,855
 Population 1981 7,806
 S & P Rating
 Moody Rating

General Tax Rate Per \$100. 9.51
 State Equalized Tax Rate 3.88

GLEN RIDGE TOWNSHIP — ESSEX COUNTY
Form of Government:
Borough Council
Number of Members on Governing Body — 6

PER CAPITA:
 Gross Debt 188.57
 Net Debt
 Debt Service
 Total Tax Levy 990.59
 Municipal Expenditures 357.65

PER CENT:
 Gross Debt .86
 Net Debt
 Tax Levy Collected 99.11
 Tax Levy Cancelled, Abated or Adjusted .22

EXPENDITURES		REVENUES-REALIZED		1981 PROPERTY TAX	
GENERAL GOVERNMENT				STATE EQUALIZED TAX RATE	
Governing Body & Public Boards				Local District School Taxes	1.85
Municipal Clerk				Regional & Consolidated School Tax	
Financial Administration	25,009.00	1981 Property Taxes Collected	7,655,934.04	School Taxes in Municipal Budget	
Assessment of Taxes	11,337.00	1981 Payments in Lieu of Taxes		County Taxes	1.06
Collection of Taxes	30,283.00	Delinquent Tax & Lien Collections	47,548.34	County Library Taxes	
Planning, Housing & Development	1,850.00	Business Personality Replacement Taxes	42,030.28	Local Municipal Purpose Taxes	.98
Human Resources		Taxes from Public Utilities	251,000.00	Veteran & Senior Citizen Taxes	
Elections	1,725.00	Other Miscellaneous Tax Revenues		Total Taxes for Rate Computation	3.89
General Administration (other)	185,698.00	State Aid Revenues	72,061.50	Special District Taxes	
JUDICIARY		Federal Aid Revenues		Bank Corp. Taxes	7,772.65
Municipal Courts	24,715.00	State and Local Fiscal Assistance Act Utilized	35,783.39	Added and Omitted Taxes	4,790.00
PUBLIC SAFETY		Sale of Acquired Property		Total Taxes Levied - ABSTRACT	7,732,573.16
Fire Protection	262,611.00	Other Miscellaneous Revenues	470,700.01	Total Taxes Billed	7,724,800.51
Police Protection	732,889.00			1981 TAXES COLLECTED	7,655,934.04
Civil Defense & Disaster Control		Prior Years Surplus Appropriated	130,000.00	1981 Taxes Cancelled, Abated or Adjusted	16,639.38
Environmental Inspection & Control	17,360.00	REVENUES TOTAL	8,705,057.56	Transfer to Tax Title Liens or Foreclosed	1,217.24
Other Public Safety		Reserve For Uncollected Taxes	120,000.00	Balance Outstanding Dec. 31, 1981	51,009.85
PUBLIC WORKS		CAPITAL OUTLAY TOTAL	361,024.83	PRIOR YEARS TAXES OUTSTANDING	
Streets and Drainage	301,621.00	Public Enterprises	286,086.75	Balance January 1, 1981	47,548.34
Sewers and Sewage Processing	101,092.00	Recreation—Culture	931.50	Collected in 1981	47,548.34
Garbage and Trash Disposal	310,320.00	Public Works	59,179.57	Cancelled, Abated or Adjusted 1981	
Public Buildings and Grounds	60,200.00	Buildings and Grounds	14,827.01	Transfers to Tax Title Liens or Foreclosed	
Other Public Works	1,587.00	Library and Education		Balance December 31, 1981	
HEALTH and WELFARE		Conservation		TAX TITLE LIENS OUTSTANDING	
Health Services Except Environmental	17,862.00	All Other		Balance January 1, 1981	28,050.29
Welfare-Public Assistance	2,270.00			Transfer From Taxes	1,217.24
Hospitals, Clinics, First Aid		CAPITAL DEBT AUTHORIZED, DECEMBER 31, 1981		Redeemed in 1981	
Animal, Insect, & Rodent Control		ISSUED AND UNISSUED GROSS DEBT NET DEBT		Cancelled, Abated or Adjusted (1981)	
Other Welfare Services		School 1,472,000		Transfers to Foreclosed Property	
RECREATION and CONSERVATION		Self-liquidating		Balance December 31, 1981	29,267.53
Beaches and Boardwalks		Other		PROPERTY ACQUIRED BY DEED OR FORECLOSURE	
Parks, Playgrounds, Shade Trees	50,901.00	Total 1,472,000		Balance January 1, 1981	410.00
Land Reclamation & Conservation		ISSUED AND OUTSTANDING		Transfers From Taxes or Liens	
Other Recreational Services	40,354.00	School 1,472,000.00		Sale for Cash (1981)	
EDUCATION (excluding schools)		Self-Liquidating		Cancelled, Abated or Adjusted (1981)	
Libraries	98,175.00	Other		Balance December 31, 1981	410.00
Other Educational Services		Total 1,472,000.00		CURRENT FINANCES DECEMBER 31, 1981	
STATUTORY EXPENDITURES		EQUALIZED VALUATION BASIS FOR NET DEBT COMPUTATION	170,842,477	ASSETS	
Pensions & F. I. C. A.	295,679.54	REAL PROPERTY VALUATIONS		Cosh Dec. 31, 1981	1,920,701.50
Employee Fringe Benefits	45,299.00	Code Class # of Parcels % VAL'N		Taxes Receivable	51,009.85
Other Statutory Expenditures	3,000.00	1 Vacant Land 20 .23		Tax Title Liens	29,267.53
CETA And Other Public Employment Programs		2 Residential 2173 90.27		Foreclosed Property	410.00
MUNICIPAL FUNCTIONS TOTAL	2,671,837.54	3 Form		Emergencies & Other Deferred Charges	
CAPITAL IMPROVEMENTS *MENU*	72,000.00	4a Commercial 14 5.66	4,561,800.00	State and Federal Aid Receivable	1,392.93
DEBT SERVICE		4b Industrial 1 .19	149,800.00	Other Receivables	633.30
Principal Payments		4c Apartments 2 3.65	2,945,700.00	Total	2,003,415.11
Interest Payments		Total 2210	80,632,100.00	LIABILITIES, RESERVES, AND SURPLUS	
DEFERRED CHARGES		Land Area 1.30 Sq. Miles		Cash Liabilities	1,587,175.40
SCHOOL, COUNTY, SPECIAL DISTRICT TAXES	5,779,016.72	Net Valuation Taxable-Municipal	81,198,800	Reserves for Receivables	81,320.68
RESERVE FOR UNCOLLECTED TAXES	120,000.00	Net Valuation Taxable-County	173,951,395	Surplus Dec. 31, 1981	334,919.03
EXPENDITURES TOTAL	8,570,854.26	State Equalized Valuation	198,079,385	Total	2,003,415.11
		State Equalization Ratio	40.83		

Population 1980 11,497
 Population 1981 11,469
 S & P Rating
 Moody Rating A-1

General Tax Rate Per \$100. 3.63
 State Equalized Tax Rate 2.51

GLEN ROCK BOROUGH - BERGEN COUNTY
Form of Government:
Borough Council
Number of Members on Governing Body - 6

PER CAPITA:

Gross Debt 475.30
 Net Debt 341.59
 Debt Service 38.18
 Total Tax Levy 861.34
 Municipal Expenditures 356.32

PER CENT.

Gross Debt 1.55
 Net Debt 1.12
 Tax Levy Collected 98.47
 Tax Levy Cancelled, Abated or Adjusted 1.5

EXPENDITURES		REVENUES-REALIZED		1981 PROPERTY TAX	
GENERAL GOVERNMENT				STATE EQUALIZED TAX RATE	
Governing Body & Public Records		1981 Property Taxes Collected	9,731,280.76	Local District School Taxes	1.57
Municipal Clerk		1981 Payments in Lieu of Taxes		Regional & Consolidated School Tax	
Financial Administration	13,000.00	Delinquent Tax & Lien Collections	88,582.99	School Taxes in Municipal Budget	
Assessment of Taxes	11,262.00	Business Personality Replacement Taxes	103,793.80	County Taxes	.33
Collection of Taxes	19,166.00	Taxes from Public Utilities	585,200.00	County Library Taxes	
Planning, Housing & Development	7,742.00	Other Miscellaneous Tax Revenues		Local Municipal Purpose Taxes	.60
Human Resources	5,750.00	State Aid Revenues	100,449.31	Veteran & Senior Citizen Taxes	
Elections	2,299.00	Federal Aid Revenues		Total Taxes for Rate Computation	2.50
General Administration (other)	385,375.75	State and Local Fiscal Assistance Act Utilized	34,373.26	Special District Taxes	
JUDICIARY		Sale of Acquired Property	46,800.00	Bank Corp. Taxes	17,550.27
Municipal Courts	28,765.00	Other Miscellaneous Revenues	428,622.20	Added and Omitted Taxes	20,820.35
PUBLIC SAFETY		Total	11,119,102.32	Total Taxes Levied - ABSTRACT	9,878,698.05
Fire Protection	65,955.00	Prior Years Surplus Appropriated	700,000.00	Total Taxes Billed	9,882,713.30
Police Protection	669,238.00	REVENUES TOTAL	11,819,102.32	1981 TAXES COLLECTED	9,731,280.76
Civil Defense & Disaster Control	1,449.00	Reserve for Uncollected Taxes	488,143.00	1981 Taxes Cancelled, Abated or Adjusted	14,348.19
Environmental Inspection & Control	49,462.00	CAPITAL OUTLAY TOTAL	917,067.21	Transfer to Tax Title Liens or Foreclosed	0,010.07
Other Public Safety				Balance Outstanding Dec. 31, 1981	131,074.34
PUBLIC WORKS				PRIOR YEARS TAXES OUTSTANDING	
Streets and Drainage	436,499.00	Public Enterprises		Balance January 1, 1981	74,708.24
Sewers and Sewage Processing	217,566.00	Recreation—Culture	14,348.15	Collected in 1981	74,618.14
Garbage and Trash Disposal	335,949.00	Public Works	799,822.43	Cancelled, Abated or Adjusted 1981	
Public Buildings and Grounds	48,644.18	Buildings and Grounds	102,896.63	Transfers to Tax Title Liens or Foreclosed	
Other Public Works	17,665.90	Library and Education		Balance December 31, 1981	90.10
HEALTH and WELFARE		Conservation		TAX TITLE LIENS OUTSTANDING	
Health Services Except Environmental	46,828.00	All Other		Balance January 1, 1981	13,964.85
Welfare-Public Assistance	6,073.00	CAPITAL DEBT AUTHORIZED, DECEMBER 31, 1981		Transfer From Taxes	6,010.07
Hospitals, Clinics, First Aid		ISSUED AND UNISSUED		Redeemed in 1981	13,964.85
Animal, Insect, & Rodent Control		School	1,503,000	Cancelled, Abated or Adjusted (1981)	
Other Welfare Services		Self-liquidating		Transfers to Foreclosed Property	
RECREATION and CONSERVATION		Other	3,948,246	Balance December 31, 1981	6,010.07
Beaches and Boardwalks		Total	5,451,246	PROPERTY ACQUIRED BY DEED OR	
Parks, Playgrounds, Shade Trees	95,190.00			FORECLOSURE	
Land Reclamation & Conservation		ISSUED AND OUTSTANDING		Balance January 1, 1981	158,800.00
Other Recreational Services	113,524.00	School	1,503,000.00	Transfers From Taxes or Liens	
EDUCATION (excluding schools)		Self-Liquidating		Sale for Cash (1981)	46,800.00
Libraries	188,163.00	Other	3,242,950.00	Cancelled, Abated or Adjusted (1981)	
Other Educational Services	51,360.00	Total	4,745,950.00	Balance December 31, 1981	152,000.00
TATUTORY EXPENDITURES		EQUALIZED VALUATION BASIS		CURRENT FINANCES DECEMBER 31, 1981	
Pensions & F. I. C. A.	262,559.71	FOR NET DEBT COMPUTATION	350,718,646	ASSETS	
Employee Fringe Benefits	71,740.00	REAL PROPERTY VALUATIONS		Cash Dec. 31, 1981	1,386,451.59
Other Statutory Expenditures	5,000.00	Code Class # of Parcels % VAL'N	ASSESSED VALUATION	Taxes Receivable	131,164.44
ETA And Other Public Employment Programs		1 Vacant Land 135 .63	1,710,100.00	Tax Title Liens	6,010.07
MUNICIPAL FUNCTIONS		2 Residential 3699 88.19	238,256,900.00	Foreclosed Property	152,000.00
CAPITAL IMPROVEMENTS		3 Farm 2 .03	96,045.00	Emergencies & Other Deferred Charges	12,000.00
DEBT SERVICE		4a Commercial 97 8.00	21,622,200.00	State and Federal Aid Receivable	760.45
Principal Payments	250,049.00	4b Industrial 5 3.14	8,474,100.00	Other Receivables	.05
Interest Payments	187,192.80	4c Apartments		Total	1,688,394.60
		Total 3938	270,159,345.00	LIABILITIES, RESERVES, AND SURPLUS	
DEFERRED CHARGES		Land Area 2.80 Sq. Miles		Cash Liabilities	472,559.23
SCHOOL, COUNTY, SPECIAL DISTRICT TAXES	7,474,241.43	Net Valuation Taxable-Municipal	271,512,204	Reserves for Receivables	289,174.50
RESERVE FOR UNCOLLECTED TAXES	488,143.00	Net Valuation Taxable-County	362,770,231	Surplus Dec. 31, 1981	920,660.81
EXPENDITURES		State Equalized Valuation	392,835,614	Total	1,688,394.60
TOTAL	11,560,846.06	State Equalization Ratio	69.01		

0414

Population 1980 13,121
 Population 1981 13,049
 S & P Rating
 Moody Rating

General Tax Rate Per \$100. 3.55
 State Equalized Tax Rate 3.04

GLOUCESTER CITY – CAMDEN COUNTY
Form of Government:
Special Charter (P.L. 1868 c. 44)
Number of Members on Governing Body – 7

PER CAPITA:

Gross Debt 212.76
 Net Debt 45.23
 Debt Service
 Total Tax Levy 352.39
 Municipal Expenditures 287.27

PER CENT:

Gross Debt 2.01
 Net Debt .43
 Tax Levy Collected 83.52
 Tax Levy Cancelled, Abated or Adjusted .50

EXPENDITURES		REVENUES-REALIZED		1981 PROPERTY TAX	
GENERAL GOVERNMENT				STATE EQUALIZED TAX RATE →	
Governing Body & Public Boards		1981 Property Taxes Collected	3,839,773.77	Local District School Taxes 1.46	2,213,996.50
Municipal Clerk		1981 Payments in Lieu of Taxes		Regional & Consolidated School Tax	
Financial Administration	72,520.00	Delinquent Tax & Lien Collections	588,370.23	School Taxes in Municipal Budget	
Assessment of Taxes	9,980.00	Business Personalty Replacement Taxes	392,857.72	County Taxes 1.20 *	1,816,703.89
Collection of Taxes	21,687.00	Taxes from Public Utilities	1,407,223.00	County Library Taxes	
Planning, Housing & Development	6,850.00	Other Miscellaneous Tax Revenues	49,000.00	Local Municipal Purpose Taxes .37	557,092.63
Human Resources		State Aid Revenues	102,300.99	Veteran & Senior Citizen Taxes	202,050.00
Elections	15,500.00	Federal Aid Revenues	4,356.54	Total Taxes for Rate Computation 3.03	4,789,843.02
General Administration (other)	273,511.00	State and Local Fiscal Assistance Act Utilized	223,500.00	Special District Taxes	
JUDICIARY		Sale of Acquired Property		Bank Corp. Taxes	2,672.14
Municipal Courts	39,419.00	Other Miscellaneous Revenues	296,808.47	Added and Omitted Taxes	7,826.04
PUBLIC SAFETY		Total	6,904,230.72	Total Taxes Levied - ABSTRACT	4,558,291.20
Fire Protection	327,442.00	Prior Years Surplus Appropriated	500,000.00	Total Taxes Billed	4,597,311.80
Police Protection	607,387.00	REVENUES TOTAL	7,404,230.72	1981 TAXES COLLECTED	3,839,773.77
Civil Defense & Disaster Control	700.00	Reserve For Uncollected Taxes	744,888.16	1981 Taxes Cancelled, Abated or Adjusted	22,924.89
Environmental Inspection & Control	35,741.00			Transfer to Tax Title Liens or Foreclosed	62,717.05
Other Public Safety				Balance Outstanding Dec. 31, 1981	671,896.09
PUBLIC WORKS		CAPITAL OUTLAY TOTAL		PRIOR YEARS TAXES OUTSTANDING	
Streets and Drainage	600,747.88	Public Enterprises		Balance January 1, 1981	565,502.83
Sewers and Sewage Processing		Recreation—Culture		Collected in 1981	540,072.19
Garbage and Trash Disposal	37,152.00	Public Works		Cancelled, Abated or Adjusted 1981	878.05
Public Buildings and Grounds	85,673.00	Buildings and Grounds		Transfers to Tax Title Liens or Foreclosed	6,672.15
Other Public Works	95,000.00	Library and Education		Balance December 31, 1981	17,880.44
HEALTH and WELFARE		Conservation		TAX TITLE LIENS OUTSTANDING	
Health Services Except Environmental	16,800.00	All Other		Balance January 1, 1981	206,500.46
Welfare-Public Assistance	28,150.00			Transfer From Taxes	70,601.78
Hospitals, Clinics, First Aid	108,646.00	CAPITAL DEBT AUTHORIZED, DECEMBER 31, 1981		Redeemed in 1981	48,298.04
Animal, Insect, & Rodent Control	4,080.00	ISSUED AND UNISSUED		Cancelled, Abated or Adjusted (1981)	
Other Welfare Services		School 1,312,000		Transfers to Foreclosed Property	
RECREATION and CONSERVATION		Self-liquidating 1,295,000	420,500	Balance December 31, 1981	228,804.20
Beaches and Boardwalks		Other 169,323	169,323	PROPERTY ACQUIRED BY DEED OR FORECLOSURE	
Parks, Playgrounds, Shade Trees	94,162.00	Total 2,776,323	590,223	Balance January 1, 1981	171,500.00
Land Reclamation & Conservation		ISSUED AND OUTSTANDING		Transfers From Taxes or Liens	
Other Recreational Services	18,000.00	School 1,312,000.00		Sale for Cash (1981)	24,670.00
EDUCATION (excluding schools)		Self-Liquidating 150,000.00		Cancelled, Abated or Adjusted (1981)	11,430.00
Libraries	151,172.00	Other		Balance December 31, 1981	135,400.00
Other Educational Services		Total 1,462,000.00		CURRENT FINANCES DECEMBER 31, 1981	
STATUTORY EXPENDITURES		EQUALIZED VALUATION BASIS		ASSETS	
Pensions & F. I. C. A.	245,122.64	FOR NET DEBT COMPUTATION	138,261,194	Cash Dec. 31, 1981	891,018.17
Employee Fringe Benefits	75,500.00	REAL PROPERTY VALUATIONS		Taxes Receivable	689,776.53
Other Statutory Expenditures	10,000.00	Code Class # of Parcels % VAL'N	ASSESSED VALUATION	Tax Title Liens	228,804.20
CETA And Other Public Employment Programs	7,500.00	1 Vacant Land 326 1.71	2,143,500.00	Foreclosed Property	135,400.00
MUNICIPAL FUNCTIONS TOTAL	2,992,442.52	2 Residential 3659 60.23	75,374,800.00	Emergencies & Other Deferred Charges	804.20
CAPITAL IMPROVEMENTS *MEMO*		3 Farm		State and Federal Aid Receivable	49,000.00
DEBT SERVICE		4a Commercial 365 23.01	28,802,800.00	Other Receivables	22,458.44
Principal Payments		4b Industrial 36 11.70	14,637,400.00	Total	2,017,261.54
Interest Payments		4c Apartments 15 3.35	4,191,800.00	LIABILITIES, RESERVES, AND SURPLUS	
		Total 4401	125,150,300.00	Cash Liabilities	458,495.84
DEFERRED CHARGES	11,200.00	Land Area 2.32 Sq. Miles		Reserves for Receivables	1,076,439.17
SCHOOL, COUNTY, SPECIAL DISTRICT TAXES	4,030,700.39	Net Valuation Taxable-Municipal	129,427,117	Surplus Dec. 31, 1981	482,326.53
RESERVE FOR UNCOLLECTED TAXES	744,888.16	Net Valuation Taxable-County	154,020,304	Total	2,017,261.54
EXPENDITURES TOTAL	7,779,231.07	State Equalized Valuation	150,595,816		
		State Equalization Ratio	85.54		

Population 1980 45,156

Population 1981 46,405

S & P Rating

Moody Rating A

General Tax Rate Per \$100.

4.21

State Equalized Tax Rate

2.94

GLOUCESTER TOWNSHIP - CAMDEN CO.**Form of Government:****Mayor-Council Plan B (OMCL 50)****Number of Members on Governing Body - 7****PER CAPITA:**

Gross Debt 319.63

Net Debt 139.01

Debt Service 7.99

Total Tax Levy 482.93

Municipal Expenditures 170.08

PER CENT:

Gross Debt 2.42

Net Debt 1.05

Tax Levy Collected 91.63

Tax Levy Cancelled, Abated

or Adjusted 1.00

EXPENDITURES		REVENUES-REALIZED		1981 PROPERTY TAX	
GENERAL GOVERNMENT				STATE EQUALIZED TAX RATE	
Governing Body & Public Boards	46,830.35	1981 Property Taxes Collected 20,539,754.78		Local District School Taxes .99	6,984,731.48
Municipal Clerk	83,553.83	1981 Payments in Lieu of Taxes 77,874.38		Regional & Consolidated School Tax .40	2,864,729.55
Financial Administration	45,781.62	Delinquent Tax & Lien Collections 577,920.77		School Taxes in Municipal Budget	
Assessment of Taxes	78,528.22	Business Personalty Replacement Taxes 156,114.61		County Taxes 1.10 *	7,789,316.60
Collection of Taxes	77,916.86	Taxes from Public Utilities 2,063,679.00		County Library Taxes .02	175,288.38
Planning, Housing & Development	58,689.19	Other Miscellaneous Tax Revenues		Local Municipal Purpose Taxes .42	2,535,212.57
Human Resources		State Aid Revenues 443,789.29		Veteran & Senior Citizen Taxes	285,500.00
Elections		Federal Aid Revenues 34,905.32		Total Taxes for Rate Computation 2.93	21,052,778.58
General Administration (other)	727,020.41	State and Local Fiscal Assistance Act Utilized 560,632.27		Special District Taxes	1,109,371.91
JUDICIARY		Sale of Acquired Property		Bank Corp. Taxes	15,903.15
Municipal Courts	152,307.27	Other Miscellaneous Revenues 643,812.96		Added and Omitted Taxes	477,658.51
PUBLIC SAFETY		Total 25,498,483.38		Total Taxes Levied - ABSTRACT	22,410,212.15
Fire Protection	2,700.00	Prior Years Surplus Appropriated 15,972.35		Total Taxes Billed	22,415,454.11
Police Protection	2,206,687.97	REVENUES TOTAL 25,514,455.73		1981 TAXES COLLECTED	20,535,754.78
Civil Defense & Disaster Control	1,760.00	Reserve For Uncollected Taxes 1,317,325.67		1981 Taxes Cancelled, Abated or Adjusted	223,233.72
Environmental Inspection & Control	15,648.00	CAPITAL OUTLAY TOTAL 1,195,255.38		Transfer to Tax Title Liens or Foreclosed	333,431.79
Other Public Safety	75.00	Public Enterprises		Balance Outstanding Dec. 31, 1981	1,319,033.82
PUBLIC WORKS		Recreation—Culture		PRIOR YEARS TAXES OUTSTANDING	
Streets and Drainage	393,608.70	Public Works 880,427.56		Balance January 1, 1981	909,969.23
Sewers and Sewage Processing		Buildings and Grounds 314,867.82		Collected in 1981	747,598.96
Garbage and Trash Disposal	704,676.00	Library and Education		Cancelled, Abated or Adjusted 1981	5,431.92
Public Buildings and Grounds	144,220.00	Conservation		Transfers to Tax Title Liens or Foreclosed	146,499.14
Other Public Works		All Other		Balance December 31, 1981	10,439.21
HEALTH and WELFARE		CAPITAL DEBT AUTHORIZED, DECEMBER 31, 1981		TAX TITLE LIENS OUTSTANDING	
Health Services Except Environmental	17,416.08	ISSUED AND UNISSUED GROSS DEBT NET DEBT		Balance January 1, 1981	722,659.32
Welfare-Public Assistance	11,835.56	School 8,381,665		Transfer From Taxes	504,291.15
Hospitals, Clinics, First Aid		Self-liquidating 6,450,745		Redeemed in 1981	230,321.61
Animal, Insect, & Rodent Control		Other 14,832,410		Cancelled, Abated or Adjusted (1981)	8,099.09
Other Welfare Services		Total 6,450,745		Transfers to Foreclosed Property	31,529.18
RECREATION and CONSERVATION		ISSUED AND OUTSTANDING		Balance December 31, 1981	557,000.39
Beaches and Boardwalks		School 8,380,665.21		PROPERTY ACQUIRED BY DEED OR FORECLOSURE	
Parks, Playgrounds, Shade Trees	600,819.26	Self-liquidating 4,828,400.00		Balance January 1, 1981	64,957.65
Land Reclamation & Conservation	1,100.00	Other 13,209,065.21		Transfers From Taxes or Liens	31,529.18
Other Recreational Services		Total 612,453,063		Sale for Cash (1981)	
EDUCATION (excluding schools)		EQUALIZED VALUATION BASIS		Cancelled, Abated or Adjusted (1981)	
Libraries	250.00	REAL PROPERTY VALUATIONS		Balance December 31, 1981	56,486.83
Other Educational Services	1,200.00	Code Class # of Parcels % VAL'N ASSESSED VALUATION		CURRENT FINANCES DECEMBER 31, 1981	
STATUTORY EXPENDITURES		1 Vacant Land 3495 4.87 23,820,759.00		ASSETS	
Pensions & F. I. C. A.	458,608.48	2 Residential 11371 78.52 384,081,255.00		Cash Dec. 31, 1981	753,254.59
Employee Fringe Benefits	167,829.00	3 Farm 77 .52 2,530,219.00		Taxes Receivable	1,329,473.03
Other Statutory Expenditures	30,000.00	4a Commercial 350 7.45 36,458,340.00		Tax Title Liens	557,000.39
CETA And Other Public Employment Programs	34,905.32	4b Industrial 22 1.06 5,192,700.00		Foreclosed Property	56,486.83
MUNICIPAL FUNCTIONS TOTAL	6,123,967.12	4c Apartments 38 7.57 37,037,230.00		Emergencies & Other Deferred Charges	215,213.16
CAPITAL IMPROVEMENTS *MEMO*	36,500.00	Total 15353 489,120,503.00		State and Federal Aid Receivable	9,221.29
DEBT SERVICE		Land Area 23.14 Sq. Miles		Other Receivables	97,560.64
Principal Payments	92,000.00	Net Valuation Taxable-Municipal 495,234,214		Total	3,458,210.33
Interest Payments	278,979.76	Net Valuation Taxable-County 651,861,577		LIABILITIES, RESERVES, AND SURPLUS	
DEFERRED CHARGES	80,358.15	State Equalized Valuation 706,458,074		Cash Liabilities	563,118.41
SCHOOL, COUNTY, SPECIAL DISTRICT TAXES	18,923,437.92	State Equalization Ratio 69.84		Reserves for Receivables	2,480,520.89
RESERVE FOR UNCOLLECTED TAXES	1,317,329.67			Surplus Dec. 31, 1981	414,571.03
EXPENDITURES TOTAL	26,816,072.62			Total	3,458,210.33

*Includes County Health Service Taxes or County Vocational School Taxes. See Table 13.

1908

Population 1980 2,450
 Population 1981 2,505
 S & P Rating
 Moody Rating

General Tax Rate Per \$100. 4.52
 State Equalized Tax Rate 2.44

GREEN TOWNSHIP - SUSSEX COUNTY

Form of Government:

Township Committee

Number of Members on Governing Body - 3

PER CAPITA:

Gross Debt 301.44
 Net Debt 60.72
 Debt Service 10.42
 Total Tax Levy 576.63
 Municipal Expenditures 162.62

PER CENT:

Gross Debt 1.51
 Net Debt .30
 Tax Levy Collected 94.86
 Tax Levy Cancelled, Abated or Adjusted .07

EXPENDITURES		REVENUES-REALIZED		1981 PROPERTY TAX	
GENERAL GOVERNMENT				STATE EQUALIZED TAX RATE \rightarrow	
Governing Body & Public Boards		1981 Property Taxes Collected	1,369,578.97	Local District School Taxes 1.64	960,774.00
Municipal Clerk		1981 Payments in Lieu of Taxes		Regional & Consolidated School Tax	
Financial Administration	11,115.00	Delinquent Tax & Lien Collections	47,633.73	School Taxes in Municipal Budget	
Assessment of Taxes	9,027.00	Business Personalty Replacement Taxes	25,218.36	County Taxes .54 *	315,857.16
Collection of Taxes	11,530.00	Taxes from Public Utilities	88,000.00	County Library Taxes .03	16,947.79
Planning, Housing & Development	5,060.00	Other Miscellaneous Tax Revenues		Local Municipal Purpose Taxes .23	135,998.30
Human Resources		State Aid Revenues	14,172.39	Veteran & Senior Citizen Taxes	13,750.00
Elections		Federal Aid Revenues		Total Taxes for Rate Computation 2.44	1,443,327.25
General Administration (other)	86,765.00	State and Local Fiscal Assistance Act Utilized	16,872.70	Special District Taxes	
JUDICIARY		Sale of Acquired Property		Bank Corp. Taxes	759.10
Municipal Courts	3,775.00	Other Miscellaneous Revenues	54,399.05	Added and Omitted Taxes	14,128.85
PUBLIC SAFETY				Total Taxes Levied - ABSTRACT	1,444,465.20
Fire Protection	6,110.00	Prior Years Surplus Appropriated	90,000.00	Total Taxes Billed	1,443,859.47
Police Protection	2,700.00	REVENUES TOTAL	1,705,875.20	1981 TAXES COLLECTED	1,369,578.97
Civil Defense & Disaster Control	100.00	Reserve For Uncollected Taxes	76,217.89	1981 Taxes Cancelled, Abated or Adjusted	590.13
Environmental Inspection & Control	11,883.00	CAPITAL OUTLAY TOTAL	7,823.50	Transfer to Tax Title Liens or Foreclosed	5,799.16
Other Public Safety				Balance Outstanding Dec. 31, 1981	67,491.21
PUBLIC WORKS				PRIOR YEARS TAXES OUTSTANDING	
Streets and Drainage	108,246.35	Public Enterprises		Balance January 1, 1981	56,083.58
Sewers and Sewage Processing		Recreation—Culture	4,375.00	Collected in 1981	47,406.67
Garbage and Trash Disposal	1,545.00	Public Works	3,448.50	Cancelled, Abated or Adjusted 1981	845.24
Public Buildings and Grounds	9,400.00	Buildings and Grounds		Transfers to Tax Title Liens or Foreclosed	1,224.86
Other Public Works		Library and Education		Balance December 31, 1981	6,606.61
HEALTH and WELFARE		Conservation		TAX TITLE LIENS OUTSTANDING	
Health Services Except Environmental	6,022.00	All Other		Balance January 1, 1981	13,525.91
Welfare-Public Assistance	1,700.00	CAPITAL DEBT AUTHORIZED, DECEMBER 31, 1981		Transfer From Taxes	7,194.28
Hospitals, Clinics, First Aid		ISSUED AND UNISSUED GROSS DEBT NET DEBT		Redeemed in 1981	227.06
Animal, Insect, & Rodent Control	1,246.35	School 603,000		Cancelled, Abated or Adjusted (1981)	3,356.73
Other Welfare Services		Self-liquidating 152,100	152,100	Transfers to Foreclosed Property	
RECREATION and CONSERVATION		Other 755,100	152,100	Balance December 31, 1981	17,136.40
Beaches and Boardwalks		Total		PROPERTY ACQUIRED BY DEED OR FORECLOSURE	
Parks, Playgrounds, Shade Trees	2,000.00	ISSUED AND OUTSTANDING		Balance January 1, 1981	269,700.00
Land Reclamation & Conservation	400.00	School 603,000.00		Transfers From Taxes or Liens	
Other Recreational Services	500.00	Self-Liquidating 68,500.00		Sale for Cash (1981)	
EDUCATION (excluding schools)		Other 671,500.00		Cancelled, Abated or Adjusted (1981)	
Libraries		Total		Balance December 31, 1981	269,700.00
Other Educational Services		EQUALIZED VALUATION BASIS		CURRENT FINANCES DECEMBER 31, 1981	
STATUTORY EXPENDITURES		FOR NET DEBT COMPUTATION		ASSETS	
Pensions & F. I. C. A.	12,484.59	REAL PROPERTY VALUATIONS		Cash Dec. 31, 1981	175,938.25
Employee Fringe Benefits	6,000.00	Code Class # of Parcels % VAL'N ASSESSED VALUATION		Taxes Receivable	74,098.02
Other Statutory Expenditures	500.00	1 Vacant Land 580 5.89 1,848,410.00		Tax Title Liens	17,136.40
CETA And Other Public Employment Programs		2 Residential 610 71.75 22,528,486.00		Foreclosed Property	269,700.00
MUNICIPAL FUNCTIONS TOTAL	300,109.29	3 Farm 284 16.76 5,262,441.00		Emergencies & Other Deferred Charges	61.56
CAPITAL IMPROVEMENTS *MEMU*	12,792.00	4a Commercial 11 1.79 561,000.00		State and Federal Aid Receivable	1,180.30
DEBT SERVICE		4b Industrial 8 3.82 1,198,500.00		Other Receivables	
Principal Payments	21,500.00	4c Apartments		Total	538,114.53
Interest Payments	4,598.34	Total 1493 31,399,237.00		LIABILITIES, RESERVES, AND SURPLUS	
DEFERRED CHARGES	4,934.90	Land Area 15.80 Sq. Miles		Cash Liabilities	76,706.78
SCHOOL, COUNTY, SPECIAL DISTRICT TAXES	1,293,578.95	Net Valuation Taxable-Municipal	31,635,633	Reserves for Receivables	360,934.42
RESERVE FOR UNCOLLECTED TAXES	76,217.89	Net Valuation Taxable-County	52,684,601	Surplus Dec. 31, 1981	100,473.33
EXPENDITURES TOTAL	1,700,939.37	State Equalized Valuation	58,318,848	Total	538,114.53
		State Equalization Ratio	54.06		

1981/3000



1809

Population 1980 4,640
 Population 1981 4,655
 S & P Rating
 Moody Rating

General Tax Rate Per \$100.

5.18

State Equalized Tax Rate

2.52

GREEN BROOK TWP. - SOMERSET COUNTY**Form of Government:****Township Committee****Number of Members on Governing Body - 5**

PER CAPITA:

Gross Debt 764.47
 Net Debt 382.73
 Debt Service 20.43
 Total Tax Levy 196.15
 Municipal Expenditures 278.47

PER CENT:

Gross Debt 2.72
 Net Debt 1.36
 Tax Levy Collected 95.68
 Tax Levy Cancelled, Abated or Adjusted .05

EXPENDITURES		REVENUES-REALIZED		1981 PROPERTY TAX	
GENERAL GOVERNMENT				STATE EQUALIZED TAX RATE → 1.77	
Governing Body & Public Boards		1981 Property Taxes Collected	3,551,341.90	Local District School Taxes	2,550,868.50
Municipal Clerk		1981 Payments in Lieu of Taxes		Regional & Consolidated School Tax	
Financial Administration	14,670.00	Delinquent Tax & Lien Collections	125,537.22	School Taxes in Municipal Budget	
Assessment of Taxes	50,780.00	Business Personalty Replacement Taxes	75,136.04	County Taxes	623,935.59
Collection of Taxes	20,245.00	Taxes from Public Utilities	308,040.00	County Library Taxes	41,474.86
Planning, Housing & Development	24,040.34	Other Miscellaneous Tax Revenues		Local Municipal Purpose Taxes	432,102.11
Human Resources		State Aid Revenues	35,131.20	Veteran & Senior Citizen Taxes	33,000.00
Elections	800.00	Federal Aid Revenues		Total Taxes for Rate Computation	3,721,381.06
General Administration (other)	127,669.31	State and Local Fiscal Assistance Act Utilized	40,006.37	Special District Taxes	
JUDICIARY		Sale of Acquired Property		Bank Corp. Taxes	
Municipal Courts	18,250.00	Other Miscellaneous Revenues	248,064.70	Added and Omitted Taxes	20,476.07
PUBLIC SAFETY		Total	4,383,257.63	Total Taxes Levied - ABSTRACT	3,708,857.13
Fire Protection	67,090.01	Prior Years Surplus Appropriated	210,916.39	Total Taxes Billed	3,711,868.99
Police Protection	385,624.63	REVENUES TOTAL	4,594,176.02	1981 TAXES COLLECTED	3,551,341.90
Civil Defense & Disaster Control		Reserve For Uncollected Taxes	166,658.92	1981 Taxes Cancelled, Abated or Adjusted	1,865.69
Environmental Inspection & Control	38,240.85	CAPITAL OUTLAY TOTAL	338,356.77	Transfer to Tax Title Liens or Foreclosed	4,750.06
Other Public Safety				Balance Outstanding Dec. 31, 1981	153,911.34
PUBLIC WORKS				PRIOR YEARS TAXES OUTSTANDING	
Streets and Drainage	93,943.92	Public Enterprises	131,555.85	Balance January 1, 1981	125,695.41
Sewers and Sewage Processing		Recreation—Culture		Collected in 1981	121,581.66
Garbage and Trash Disposal	23,705.00	Public Works	183,622.79	Cancelled, Abated or Adjusted 1981	10.85
Public Buildings and Grounds	6,252.80	Buildings and Grounds	23,176.13	Transfers to Tax Title Liens or Foreclosed	3,418.69
Other Public Works		Library and Education		Balance December 31, 1981	284.21
HEALTH and WELFARE		Conservation		TAX TITLE LIENS OUTSTANDING	
Health Services Except Environmental	33,615.00	All Other		Balance January 1, 1981	41,820.90
Welfare-Public Assistance	14,365.00	CAPITAL DEBT AUTHORIZED, DECEMBER 31, 1981		Transfer From Taxes	8,642.91
Hospitals, Clinics, First Aid		ISSUED AND UNISSUED		Redeemed in 1981	3,555.56
Animal, Insect, & Rodent Control	4,175.00	School	1,225,000.00	Cancelled, Abated or Adjusted (1981)	
Other Welfare Services		Self-liquidating	552,000.00	Transfers to Foreclosed Property	19,869.10
RECREATION and CONSERVATION		Other	1,781,600.00	Balance December 31, 1981	27,039.15
Beaches and Boardwalks		Total	3,558,600.00	PROPERTY ACQUIRED BY DEED OR FORECLOSURE	
Parks, Playgrounds, Shade Trees	2,385.00	ISSUED AND OUTSTANDING		Balance January 1, 1981	71,930.90
Land Reclamation & Conservation	6,600.00	School	1,225,000.00	Transfers From Taxes or Liens	19,869.10
Other Recreational Services		Self-liquidating	206,750.00	Sale for Cash (1981)	
EDUCATION (excluding schools)		Other	1,103,250.00	Cancelled, Abated or Adjusted (1981)	
Libraries		Total	2,535,000.00	Balance December 31, 1981	91,800.00
Other Educational Services		EQUALIZED VALUATION BASIS		CURRENT FINANCES DECEMBER 31, 1981	
STATUTORY EXPENDITURES		FOR NET DEBT COMPUTATION	130,834,623	ASSETS	
Pensions & F. I. C. A.	71,998.81	REAL PROPERTY VALUATIONS		Cash Dec. 31, 1981	1,027,161.66
Employee Fringe Benefits	22,000.00	Code Class # of Parcels % VAL'N		Taxes Receivable	154,195.55
Other Statutory Expenditures	5,000.00	1 Vacant Land 297 5.71	4,046,030.00	Tax Title Liens	27,039.15
CETA And Other Public Employment Programs		2 Residential 1316 66.08	46,866,635.00	Foreclosed Property	91,800.00
MUNICIPAL FUNCTIONS		3 Farm 5 .02	13,600.00	Emergencies & Other Deferred Charges	43,000.00
CAPITAL IMPROVEMENTS *MEMO*	10,000.00	4a Commercial 134 26.37	18,702,240.00	State and Federal Aid Receivable	18,027.05
DEBT SERVICE		4b Industrial 7 1.82	1,290,372.00	Other Receivables	5,769.44
Principal Payments	45,000.00	4c Apartments		Total	1,370,992.85
Interest Payments	50,108.75	Total 1759	70,918,877.00	LIABILITIES, RESERVES, AND SURPLUS	
DEFERRED CHARGES	3,005.00	Land Area 4.00 Sq. Miles		Cash Liabilities	225,124.50
SCHOOL, COUNTY, SPECIAL DISTRICT TAXES	3,256,278.95	Net Valuation Taxable-Municipal	71,262,409	Reserves for Receivables	282,804.14
RESERVE FOR UNCOLLECTED TAXES	106,658.92	Net Valuation Taxable-County	135,747,869	Surplus Dec. 31, 1981	863,064.21
EXPENDITURES TOTAL	4,552,502.29	State Equalized Valuation	145,997,418	Total	1,370,992.85
		State Equalization Ratio	48.69		

0606

Population 1980 973
 Population 1981 971
 S & P Rating
 Moody Rating

General Tax Rate Per \$100. 3.17
 State Equalized Tax Rate 3.01

GREENWICH TWP. - CUMBERLAND CO.

Form of Government:

Township Committee

Number of Members on Governing Body - 3

PER CAPITA:
 Gross Debt 503.20
 Net Debt
 Debt Service
 Total Tax Levy 551.55
 Municipal Expenditures 176.60

PER CENT:
 Gross Debt 3.01
 Net Debt
 Tax Levy Collected 83.19
 Tax Levy Cancelled, Abated or Adjusted 2.00

EXPENDITURES		REVENUES-REALIZED		1981 PROPERTY TAX	
GENERAL GOVERNMENT				STATE EQUALIZED TAX RATE	
Governing Body & Public Boards		1981 Property Taxes Collected	445,465.10	Local District School Taxes	1.35
Municipal Clerk		1981 Payments in Lieu of Taxes	76,872.01	Regional & Consolidated School Tax	.57
Financial Administration	6,330.00	Delinquent Tax & Lien Collections	19,909.92	School Taxes in Municipal Budget	
Assessment of Taxes	4,420.00	Business Personalty Replacement Taxes	36,020.00	County Taxes	1.01 *
Collection of Taxes	2,620.00	Taxes from Public Utilities		County Library Taxes	
Planning, Housing & Development	3,340.00	Other Miscellaneous Tax Revenues	6,471.76	Local Municipal Purpose Taxes	.08
Human Resources		State Aid Revenues		Veteran & Senior Citizen Taxes	
Elections	1,000.00	Federal Aid Revenues	10,665.79	Total Taxes for Rate Computation	3.01
General Administration (other)	20,356.39	State and Local Fiscal Assistance Act Utilized		Special District Taxes	
JUDICIARY		Sale of Acquired Property	35,258.24	Bank Corp. Taxes	163.20
Municipal Courts	2,550.00	Other Miscellaneous Revenues	630,662.82	Added and Omitted Taxes	1,500.72
PUBLIC SAFETY		Prior Years Surplus Appropriated	41,485.80	Total Taxes Levied - ABSTRACT	535,558.34
Fire Protection	6,800.00	REVENUES TOTAL	672,148.62	Total Taxes Billed	535,499.90
Police Protection	5,600.00	Reserve For Uncollected Taxes	77,680.52	1981 TAXES COLLECTED	445,465.10
Civil Defense & Disaster Control	1,100.00			1981 Taxes Cancelled, Abated or Adjusted	10,698.88
Environmental Inspection & Control	3,000.00			Transfer to Tax Title Liens or Foreclosed	865.41
Other Public Safety				Balance Outstanding Dec. 31, 1981	78,467.51
PUBLIC WORKS				PRIOR YEARS TAXES OUTSTANDING	
Streets and Drainage	9,072.00			Balance January 1, 1981	75,362.72
Sewers and Sewage Processing				Collected in 1981	61,204.97
Garbage and Trash Disposal	8,050.00			Cancelled, Abated or Adjusted 1981	
Public Buildings and Grounds	6,500.00			Transfers to Tax Title Liens or Foreclosed	114.54
Other Public Works				Balance December 31, 1981	14,043.21
HEALTH and WELFARE				TAX TITLE LIENS OUTSTANDING	
Health Services Except Environmental	100.00			Balance January 1, 1981	18,062.39
Welfare-Public Assistance	610.00			Transfer From Taxes	1,011.52
Hospitals, Clinics, First Aid				Redeemed in 1981	15,667.04
Animal, Insect, & Rodent Control	700.00			Cancelled, Abated or Adjusted (1981)	
Other Welfare Services				Transfers to Foreclosed Property	
RECREATION and CONSERVATION				Balance December 31, 1981	3,406.87
Beaches and Boardwalks				PROPERTY ACQUIRED BY DEED OR FORECLOSURE	
Parks, Playgrounds, Shade Trees	3,200.00			Balance January 1, 1981	200.00
Land Reclamation & Conservation	100.00			Transfers From Taxes or Liens	
Other Recreational Services	150.00			Sale for Cash (1981)	
EDUCATION (excluding schools)				Cancelled, Abated or Adjusted (1981)	
Libraries				Balance December 31, 1981	200.00
Other Educational Services				CURRENT FINANCES DECEMBER 31, 1981	
STATUTORY EXPENDITURES				ASSETS	
Pensions & F. I. C. A.	2,500.00			Cash Dec. 31, 1981	180,414.49
Employee Fringe Benefits				Taxes Receivable	92,510.72
Other Statutory Expenditures	300.00			Tax Title Liens	3,406.87
CETA And Other Public Employment Programs				Foreclosed Property	200.00
MUNICIPAL FUNCTIONS TOTAL	88,798.39			Emergencies & Other Deferred Charges	
CAPITAL IMPROVEMENTS *MEMO*				State and Federal Aid Receivable	15,608.63
DEBT SERVICE				Other Receivables	16,640.66
Principal Payments				Total	308,781.37
Interest Payments				LIABILITIES, RESERVES, AND SURPLUS	
DEFERRED CHARGES	5,000.00			Cash Liabilities	90,812.13
SCHOOL, COUNTY, SPECIAL DISTRICT TAXES	519,511.56			Reserves for Receivables	112,758.25
RESERVE FOR UNCOLLECTED TAXES	77,680.52			Surplus Dec. 31, 1981	105,210.99
EXPENDITURES TOTAL	690,990.47			Total	308,781.37

0807

Population 1980 5,404
 Population 1981 5,436
 S & P Rating
 Moody Rating

General Tax Rate Per \$100.

4.26

State Equalized Tax Rate

1.79

GREENWICH TWP. - GLOUCESTER COUNTY

Form of Government:

Small Municipality Plan C (OMCL 50)

Number of Members on Governing Body - 5

PER CAPITA:

Gross Debt 783.57
 Net Debt 617.09
 Debt Service .92
 Total Tax Levy 864.78
 Municipal Expenditures 334.84

PER CENT:

Gross Debt 1.86
 Net Debt 1.47
 Tax Levy Collected 99.10
 Tax Levy Cancelled, Abated or Adjusted

EXPENDITURES		REVENUES-REALIZED		1981 PROPERTY TAX	
GENERAL GOVERNMENT				STATE EQUALIZED TAX RATE	
Governing Body & Public Boards		1981 Property Taxes Collected	4,659,369.59	Local District School Taxes .95	2,498,136.00
Municipal Clerk		1981 Payments in Lieu of Taxes		Regional & Consolidated School Tax	
Financial Administration	27,213.00	Delinquent Tax & Lien Collections	31,401.21	School Taxes in Municipal Budget	
Assessment of Taxes	14,340.00	Business Personalty Replacement Taxes	393,108.28	County Taxes .62	1,621,735.13
Collection of Taxes	11,207.00	Taxes from Public Utilities	425,243.00	County Library Taxes .02	46,631.01
Planning, Housing & Development	28,825.00	Other Miscellaneous Tax Revenues		Local Municipal Purpose Taxes .20	520,626.51
Human Resources		State Aid Revenues	47,735.10	Veteran & Senior Citizen Taxes	78,850.00
Elections	2,950.00	Federal Aid Revenues		Total Taxes for Rate Computation 1.79	4,765,979.05
General Administration (other)	182,692.00	State and Local Fiscal Assistance Act Utilized	74,454.27	Special District Taxes	
JUDICIARY		Sole of Acquired Property		Bank Corp. Taxes	3,113.10
Municipal Courts	18,050.00	Other Miscellaneous Revenues		Added and Omitted Taxes	10,720.58
PUBLIC SAFETY		Total	5,859,163.37	Total Taxes Levied - ABSTRACT	4,700,963.13
Fire Protection	75,100.00	Prior Years Surplus Appropriated	175,000.00	Total Taxes Billed	4,701,660.37
Police Protection	420,220.00	REVENUES TOTAL	6,034,163.37	1981 TAXES COLLECTED	4,659,369.59
Civil Defense & Disaster Control	700.00	Reserve For Uncollected Taxes	92,887.56	1981 Taxes Cancelled, Abated or Adjusted	
Environmental Inspection & Control	15,820.00	CAPITAL OUTLAY TOTAL	221,564.56	Transfer to Tax Title Liens or Foreclosed	5,133.30
Other Public Safety		Public Enterprises	54,053.04	Balance Outstanding Dec. 31, 1981	37,157.48
PUBLIC WORKS		Recreation—Culture		PRIOR YEARS TAXES OUTSTANDING	
Streets and Drainage	220,733.00	Public Works	156,320.52	Balance January 1, 1981	30,905.32
Sewers and Sewage Processing	190,056.00	Buildings and Grounds	11,151.00	Collected in 1981	28,373.99
Gorbage and Trash Disposal	167,117.00	Library and Education		Cancelled, Abated or Adjusted 1981	
Public Buildings and Grounds	60,150.00	Conservation		Transfers to Tax Title Liens or Foreclosed.	1,883.84
Other Public Works		All Other		Balance December 31, 1981	647.49
HEALTH and WELFARE		CAPITAL DEBT AUTHORIZED, DECEMBER 31, 1981		TAX TITLE LIENS OUTSTANDING	
Health Services Except Environmental	14,720.00	ISSUED AND UNISSUED		Balance January 1, 1981	7,940.21
Welfare-Public Assistance	3,545.00	School	905,000	Transfer From Taxes	7,213.95
Hospitals, Clinics, First Aid		Self-liquidating	2,515,500	Redeemed in 1981	3,027.22
Animal, Insect, & Rodent Control	16,550.00	Other	839,000	Cancelled, Abated or Adjusted (1981)	
Other Welfare Services		Total	4,259,500	Transfers to Foreclosed Property	
RECREATION and CONSERVATION		ISSUED AND OUTSTANDING		Balance December 31, 1981	12,126.94
Beaches and Boardwalks		School	905,000.00	PROPERTY ACQUIRED BY DEED OR FORECLOSURE	
Parks, Playgrounds, Shade Trees	19,050.00	Self-Liquidating	80,000.00	Balance January 1, 1981	7,070.00
Land Reclamation & Conservation	1,050.00	Other	5,000.00	Transfers From Taxes or Liens	
Other Recreational Services	35,000.00	Total	990,000.00	Sole for Cash (1981)	
EDUCATION (excluding schools)		EQUALIZED VALUATION BASIS		Cancelled, Abated or Adjusted (1981)	
Libraries	25,600.00	FOR NET DEBT COMPUTATION	228,894,778	Balance December 31, 1981	7,070.00
Other Educational Services		REAL PROPERTY VALUATIONS		CURRENT FINANCES DECEMBER 31, 1981	
STATUTORY EXPENDITURES		Code Class # of Parcels % VAL'N	ASSESSED VALUATION	ASSETS	
Pensions & F. I. C. A.	97,830.00	1 Vacant Land 244 .87	954,900.00	Cash Dec. 31, 1981	518,990.44
Employee Fringe Benefits	40,000.00	2 Residential 1639 18.99	20,614,200.00	Taxes Receivable	37,804.97
Other Statutory Expenditures	4,000.00	3 Farm 45 .46	500,700.00	Tax Title Liens	12,126.94
CETA And Other Public Employment Programs	1,000.00	4a Commercial 61 2.12	2,325,300.00	Foreclosed Property	7,070.00
MUNICIPAL FUNCTIONS		4b Industrial 16 77.49	84,954,460.00	Emergencies & Other Deferred Charges	63,000.00
CAPITAL IMPROVEMENTS		4c Apartments 4 .08	85,300.00	State and Federal Aid Receivable	
DEBT SERVICE		Total 2009	109,634,860.00	Other Receivables	50,029.63
Principal Payments	5,000.00	Land Area 9.44 Sq. Miles		Total	729,021.98
Interest Payments		Net Valuation Taxable-Municipal	110,115,785	LIABILITIES, RESERVES, AND SURPLUS	
DEFERRED CHARGES		Net Valuation Taxable-County	265,716,504	Cash Liabilities	268,951.45
SCHOOL, COUNTY, SPECIAL DISTRICT TAXES	4,166,502.14	State Equalized Valuation	261,050,035	Reserves for Receivables	147,031.54
RESERVE FOR UNCOLLECTED TAXES	92,887.56	State Equalization Ratio	42.08	Surplus Dec. 31, 1981	313,038.99
EXPENDITURES				Total	729,021.98
TOTAL	5,986,719.08				

Population 1980 1,738
 Population 1981 1,746
 S & P Rating
 Moody Rating

General Tax Rate Per \$100. 2.79
 State Equalized Tax Rate 2.03

GREENWICH TOWNSHIP – WARREN CO.
Form of Government:
Township Committee
Number of Members on Governing Body – 3

PER CAPITA:
 Gross Debt 178.12
 Net Debt 77.32
 Debt Service 9.98
 Total Tax Levy 465.20
 Municipal Expenditures 192.17

PER CENT:
 Gross Debt .86
 Net Debt .37
 Tax Levy Collected 95.08
 Tax Levy Cancelled, Abated or Adjusted .11

EXPENDITURES		REVENUES-REALIZED		1981 PROPERTY TAX	
GENERAL GOVERNMENT				STATE EQUALIZED TAX RATE → 1.43	
Governing Body & Public Boards		1981 Property Taxes Collected	773,450.98	Local District School Taxes	574,640.00
Municipal Clerk		1981 Payments in Lieu of Taxes		Regional & Consolidated School Tax	
Financial Administration	5,972.00	Delinquent Tax & Lien Collections	19,538.70	School Taxes in Municipal Budget	
Assessment of Taxes	4,408.00	Business Personalty Replacement Taxes	29,662.36	County Taxes	* 206,819.86
Collection of Taxes	5,360.00	Taxes from Public Utilities	100,363.00	County Library Taxes	.03 10,952.34
Planning, Housing & Development	8,846.00	Other Miscellaneous Tax Revenues		Local Municipal Purpose Taxes	.04 17,612.00
Human Resources		State Aid Revenues	10,685.14	Veteran & Senior Citizen Taxes	18,037.00
Elections		Federal Aid Revenues		Total Taxes for Rate Computation	2.02 828,067.20
General Administration (other)	76,762.04	State and Local Fiscal Assistance Act Utilized	10,189.00	Special District Taxes	
JUDICIARY		Sale of Acquired Property		Bank Corp. Taxes	912.59
Municipal Courts	11,100.00	Other Miscellaneous Revenues	50,959.28	Added and Omitted Taxes	1,299.98
PUBLIC SAFETY		Total	1,000,928.46	Total Taxes Levied - ABSTRACT	812,242.77
Fire Protection	20,289.00	Prior Years Surplus Appropriated	109,864.39	Total Taxes Billed	813,484.67
Police Protection	45,500.00	REVENUES TOTAL	1,110,752.85	1981 TAXES COLLECTED	713,450.58
Civil Defense & Disaster Control	642.00	Reserve For Uncollected Taxes	45,120.00	1981 Taxes Cancelled, Abated or Adjusted	912.87
Environmental Inspection & Control		CAPITAL OUTLAY TOTAL	10,066.73	Transfer to Tax Title Liens or Foreclosed	312.48
Other Public Safety				Balance Outstanding Dec. 31, 1981	38,768.34
PUBLIC WORKS				PRIOR YEARS TAXES OUTSTANDING	
Streets and Drainage	54,250.00	Public Enterprises		Balance January 1, 1981	35,759.09
Sewers and Sewage Processing		Recreation—Culture		Collected in 1981	19,538.70
Garbage and Trash Disposal		Public Works	10,066.73	Cancelled, Abated or Adjusted 1981	27.17
Public Buildings and Grounds	15,320.00	Buildings and Grounds		Transfers to Tax Title Liens or Foreclosed	76.50
Other Public Works		Library and Education		Balance December 31, 1981	16,116.72
HEALTH and WELFARE		Conservation		TAX TITLE LIENS OUTSTANDING	
Health Services Except Environmental	400.00	All Other		Balance January 1, 1981	2,607.70
Welfare-Public Assistance	355.00	CAPITAL DEBT AUTHORIZED, DECEMBER 31, 1981		Transfer From Taxes	388.98
Hospitals, Clinics, First Aid		ISSUED AND UNISSUED GROSS DEBT NET DEBT		Redeemed in 1981	
Animal, Insect, & Rodent Control		School 176,000		Cancelled, Abated or Adjusted (1981)	286.49
Other Welfare Services		Self-liquidating 135,000	135,000	Transfers to Foreclosed Property	
RECREATION and CONSERVATION		Other 311,000	135,000	Balance December 31, 1981	2,710.19
Beaches and Boardwalks		Total 311,000		PROPERTY ACQUIRED BY DEED OR FORECLOSURE	
Parks, Playgrounds, Shade Trees	3,280.00	ISSUED AND OUTSTANDING		Balance January 1, 1981	
Land Reclamation & Conservation	1,000.00	School 176,000.00		Transfers From Taxes or Liens	
Other Recreational Services		Self-liquidating 135,000.00		Sale for Cash (1981)	
EDUCATION (excluding schools)		Other 311,000.00		Cancelled, Abated or Adjusted (1981)	
Libraries	432.00	Total 311,000.00		Balance December 31, 1981	
Other Educational Services		EQUALIZED VALUATION BASIS FOR NET DEBT COMPUTATION	36,335,587	CURRENT FINANCES DECEMBER 31, 1981	
STATUTORY EXPENDITURES		REAL PROPERTY VALUATIONS		ASSETS	
Pensions & F. I. C. A.	6,964.22	Code Class # of Parcels % VAL'N ASSESSED VALUATION		Cash Dec. 31, 1981	431,120.34
Employee Fringe Benefits	3,500.00	1 Vacant Land 43 1.26 363,500.00		Taxes Receivable	54,885.06
Other Statutory Expenditures	600.00	2 Residential 477 68.92 15,836,250.00		Tax Title Liens	2,710.19
CETA And Other Public Employment Programs		3 Farm 177 15.02 4,324,350.00		Foreclosed Property	
MUNICIPAL FUNCTIONS TOTAL	268,980.26	4a Commercial 37 13.53 3,895,700.00		Emergencies & Other Deferred Charges	1,626.26
CAPITAL IMPROVEMENTS *MEMO*		4b Industrial 3 1.26 363,000.00		State and Federal Aid Receivable	23,409.50
DEBT SERVICE		4c Apartments		Other Receivables	908.25
Principal Payments	10,000.00	Total 737 28,782,800.00		Total	514,659.60
Interest Payments	7,431.25	Land Area 10.42 Sq. Miles		LIABILITIES, RESERVES, AND SURPLUS	
DEFERRED CHARGES	4,000.00	Net Valuation Taxable-Municipal	29,114,139	Cash Liabilities	355,259.98
SCHOOL, COUNTY, SPECIAL DISTRICT TAXES	792,418.20	Net Valuation Taxable-County	38,414,759	Reserves for Receivables	58,503.50
RESERVE FOR UNCOLLECTED TAXES	45,120.00	State Equalized Valuation	39,967,210	Surplus Dec. 31, 1981	100,896.12
EXPENDITURES TOTAL	1,127,949.71	State Equalization Ratio	72.62	Total	514,659.60

0903

Population 1980 7,340
 Population 1981 7,367
 S & P Rating
 Moody Rating

General Tax Rate Per \$100.

6.04

State Equalized Tax Rate

3.11

GUTTENBERG TOWN - HUDSON COUNTY**Form of Government:****Town Council****Number of Members on Governing Body - 6****PER CAPITA:**

Gross Debt 39.36
 Net Debt 6.11
 Debt Service 11.20
 Total Tax Levy 459.15
 Municipal Expenditures 210.16

PER CENT

Gross Debt .33
 Net Debt .05
 Tax Levy Collected 98.50
 Tax Levy Cancelled, Abated or Adjusted .01

EXPENDITURES		REVENUES-REALIZED		1981 PROPERTY TAX	
GENERAL GOVERNMENT				STATE EQUALIZED TAX RATE	
Governing Body & Public Boards		1981 Property Taxes Collected	3,328,652.68	Local District School Taxes .99	1,080,938.02
Municipal Clerk		1981 Payments in Lieu of Taxes		Regional & Consolidated School Tax	
Financial Administration	46,400.00	Delinquent Tax & Lien Collections	40,502.89	School Taxes in Municipal Budget .05	58,215.03
Assessment of Taxes	12,999.80	Business Personalty Replacement Taxes	104,817.32	County Taxes 1.15 *	1,252,012.50
Collection of Taxes	12,850.00	Taxes from Public Utilities	163,459.00	County Library Taxes	
Planning, Housing & Development	1,000.00	Other Miscellaneous Tax Revenues	27,000.00	Local Municipal Purpose Taxes .91	984,475.61
Human Resources	2,500.00	State Aid Revenues	125,759.87	Veteran & Senior Citizen Taxes	38,300.00
Elections	2,500.00	Federal Aid Revenues	34,427.13	Total Taxes for Rate Computation 3.10	3,413,441.56
General Administration (other)	198,300.00	State and Local Fiscal Assistance Act Utilized	74,250.00	Special District Taxes	
JUDICIARY		Sole of Acquired Property		Bank Corp. Taxes	6,531.88
Municipal Courts	39,000.00	Other Miscellaneous Revenues	154,701.31	Added and Omitted Taxes	383.54
PUBLIC SAFETY		Total	4,054,050.20	Total Taxes Levied - ABSTRACT	3,382,556.98
Fire Protection	156,250.00	Prior Years Surplus Appropriated	300,000.00	Total Taxes Billed	3,376,598.68
Police Protection	454,000.00	REVENUES TOTAL	4,354,050.20	1981 TAXES COLLECTED	3,328,652.68
Civil Defense & Disaster Control	350.00	Reserve For Uncollected Taxes	192,558.85	1981 Taxes Cancelled, Abated or Adjusted	241.60
Environmental Inspection & Control	9,200.00	CAPITAL OUTLAY TOTAL	314,015.42	Transfer to Tax Title Liens or Foreclosed	2,064.17
Other Public Safety		Public Enterprises		Balance Outstanding Dec. 31, 1981	45,000.23
PUBLIC WORKS		Recreation—Culture		PRIOR YEARS TAXES OUTSTANDING	
Streets and Drainage	171,200.00	Public Works		Balance January 1, 1981	41,560.38
Sewers and Sewage Processing	27,500.00	Buildings and Grounds	83,745.68	Collected in 1981	41,560.38
Gorbage and Trash Disposal	123,114.43	Library and Education	230,265.74	Cancelled, Abated or Adjusted 1981	
Public Buildings and Grounds	36,500.00	Conservation		Transfers to Tax Title Liens or Foreclosed	
Other Public Works	10,000.00	All Other		Balance December 31, 1981	
HEALTH and WELFARE		CAPITAL DEBT AUTHORIZED, DECEMBER 31, 1981		TAX TITLE LIENS OUTSTANDING	
Health Services Except Environmental	38,500.00	ISSUED AND UNISSUED		Balance January 1, 1981	3,762.86
Welfare-Public Assistance	19,550.00	School	245,000	Transfer From Taxes	2,064.17
Hospitals, Clinics, First Aid		Self-liquidating		Redeemed in 1981	
Animal, Insect, & Rodent Control		Other	45,000	Cancelled, Abated or Adjusted (1981)	
Other Welfare Services		Total	290,000	Transfers to Foreclosed Property	
RECREATION and CONSERVATION		ISSUED AND OUTSTANDING		Balance December 31, 1981	5,827.03
Beaches and Boardwalks		School	245,000.00	PROPERTY ACQUIRED BY DEED OR FORECLOSURE	
Parks, Playgrounds, Shade Trees		Self-Liquidating		Balance January 1, 1981	10,800.00
Land Reclamation & Conservation		Other	45,000.00	Transfers From Taxes or Liens	
Other Recreational Services	33,550.00	Total	290,000.00	Sale for Cash (1981)	
EDUCATION (excluding schools)		EQUALIZED VALUATION BASIS		Cancelled, Abated or Adjusted (1981)	
Libraries	9,800.00	FOR NET DEBT COMPUTATION	88,870,534	Balance December 31, 1981	10,800.00
Other Educational Services	6,000.00	REAL PROPERTY VALUATIONS		CURRENT FINANCES DECEMBER 31, 1981	
STATUTORY EXPENDITURES		Code Class # of Parcels % VAL'N	ASSESSED VALUATION	ASSETS	
Pensions & F. I. C. A.	135,835.69	1 Vacant Land 14 .16	86,300.00	Cash Dec. 31, 1981	1,287,569.97
Employee Fringe Benefits	62,850.00	2 Residential 711 28.03	15,558,500.00	Taxes Receivable	45,000.23
Other Statutory Expenditures	5,000.00	3 Farm		Tax Title Liens	5,827.03
CETA And Other Public Employment Programs	144,274.00	4a Commercial 144 9.29	5,158,300.00	Foreclosed Property	10,800.00
MUNICIPAL FUNCTIONS		4b Industrial 101 8.92	4,553,700.00	Emergencies & Other Deferred Charges	
CAPITAL IMPROVEMENTS *MEMO*	25,000.00	4c Apartments 83 53.60	29,756,400.00	State and Federal Aid Receivable	57,431.11
DEBT SERVICE		Total 1053	55,513,200.00	Other Receivables	5,051.75
Principal Payments	55,000.00	Land Area .20 Sq. Miles		Total	1,412,320.09
Interest Payments	27,517.50	Net Valuation Taxable-Municipal	55,893,552	LIABILITIES, RESERVES, AND SURPLUS	
TYPE I SCHL DEBT *MEMO	64,840.00	Net Valuation Taxable-County	101,654,061	Cash Liabilities	802,453.87
DEFERRED CHARGES		State Equalized Valuation	108,309,503	Reserves for Receivables	67,315.01
SCHOOL, COUNTY, SPECIAL DISTRICT TAXES	2,391,165.95	State Equalization Ratio	51.44	Surplus Dec. 31, 1981	542,547.21
RESERVE FOR UNCOLLECTED TAXES	192,558.85			Total	1,412,320.09
EXPENDITURES TOTAL	4,425,660.22				

11 3000

* ABOVE DEBT SERVICE INCLUDES TYPE I SCHOOL DEBT

*Includes County Health Service Taxes or County Vocational School Taxes. See Table 13.

0223

Population 1980 36,039
 Population 1981 35,750
 S & P Rating A+
 Moody Rating AA

General Tax Rate Per \$100. 3.82
 State Equalized Tax Rate 2.72

HACKENSACK CITY - BERGEN COUNTY**Form of Government:****Council-Manager (1923)****Number of Members on Governing Body - 5****PER CAPITA:**

Gross Debt 619.55
 Net Debt 332.41
 Debt Service 66.15
 Total Tax Levy 710.65
 Municipal Expenditures 491.35

PER CENT:

Gross Debt 2.82
 Net Debt 1.51
 Tax Levy Collected 56.75
 Tax Levy Cancelled, Abated or Adjusted .59

EXPENDITURES		REVENUES-REALIZED		1981 PROPERTY TAX	
GENERAL GOVERNMENT				STATE EQUALIZED TAX RATE →	
Governing Body & Public Boards		1981 Property Taxes Collected	24,425,211.32	Local District School Taxes 1.29	11,899,546.00
Municipal Clerk		1981 Payments in Lieu of Taxes		Regional & Consolidated School Tax	
Financial Administration	154,789.00	Delinquent Tax & Lien Collections	474,535.43	School Taxes in Municipal Budget .14	1,298,519.50
Assessment of Taxes	122,966.00	Business Personalty Replacement Taxes	1,404,865.00	County Taxes .32	2,930,195.41
Collection of Taxes	76,493.00	Taxes from Public Utilities	1,938,485.00	County Library Taxes	
Planning, Housing & Development	126,621.59	Other Miscellaneous Tax Revenues	9,456.87	Local Municipal Purpose Taxes .98	9,040,469.75
Human Resources		State Aid Revenues	313,836.14	Veteran & Senior Citizen Taxes	215,350.00
Elections	14,700.00	Federal Aid Revenues	64,333.15	Total Taxes for Rate Computation 2.73	25,384,080.12
General Administration (other)	1,316,432.00	State and Local Fiscal Assistance Act Utilized	515,000.00	Special District Taxes	
JUDICIARY		Sale of Acquired Property		Bank Corp. Taxes	187,330.27
Municipal Courts	164,075.00	Other Miscellaneous Revenues	1,421,276.32	Added and Omitted Taxes	49,651.79
PUBLIC SAFETY		Total	30,566,999.23	Total Taxes Levied - ABSTRACT	25,405,712.76
Fire Protection	2,791,280.00	Prior Years Surplus Appropriated	1,160,000.00	Total Taxes Billed	25,245,211.85
Police Protection	2,985,427.00	REVENUES TOTAL	31,726,999.23	1981 TAXES COLLECTED	24,425,211.32
Civil Defense & Disaster Control	1,400.00	Reserve For Uncollected Taxes	1,156,560.24	1981 Taxes Cancelled, Abated or Adjusted	149,906.21
Environmental Inspection & Control	140,950.00			Transfer to Tax Title Liens or Foreclosed	10,932.84
Other Public Safety				Balance Outstanding Dec. 31, 1981	659,161.48
PUBLIC WORKS		CAPITAL OUTLAY TOTAL	2,394,541.96	PRIOR YEARS TAXES OUTSTANDING	
Streets and Drainage	663,898.00	Public Enterprises		Balance January 1, 1981	488,705.15
Sewers and Sewage Processing	956,468.83	Recreation—Culture .21		Collected in 1981	391,386.45
Garbage and Trash Disposal	615,984.00	Public Works	497,842.03	Cancelled, Abated or Adjusted 1981	457.38
Public Buildings and Grounds	566,347.00	Buildings and Grounds	1,489,805.34	Transfers to Tax Title Liens or Foreclosed	11,893.11
Other Public Works		Library and Education	406,854.38	Balance December 31, 1981	84,968.21
HEALTH and WELFARE		Conservation		TAX TITLE LIENS OUTSTANDING	
Health Services Except Environmental	159,335.00	All Other		Balance January 1, 1981	89,229.37
Welfare-Public Assistance	103,721.00			Transfer From Taxes	24,506.21
Hospitals, Clinics, First Aid	31,300.00	CAPITAL DEBT AUTHORIZED, DECEMBER 31, 1981		Redeemed in 1981	83,148.98
Animal, Insect, & Rodent Control	22,339.00	ISSUED AND UNISSUED		Cancelled, Abated or Adjusted (1981)	
Other Welfare Services		School 8,939,000		Transfers to Foreclosed Property	
RECREATION and CONSERVATION		Self-Liquidating 1,185,000		Balance December 31, 1981	30,586.60
Beaches and Boardwalks		Other 12,025,000		PROPERTY ACQUIRED BY DEED OR FORECLOSURE	
Parks, Playgrounds, Shade Trees	228,581.00	Total 22,149,000		Balance January 1, 1981	47,842.00
Land Reclamation & Conservation				Transfers From Taxes or Liens	
Other Recreational Services	58,400.00	ISSUED AND OUTSTANDING		Sale for Cash (1981)	
EDUCATION (excluding schools)		School 8,529,000.00		Cancelled, Abated or Adjusted (1981)	
Libraries		Self-Liquidating 1,125,000.00		Balance December 31, 1981	47,842.00
Other Educational Services	525,561.00	Other 9,161,000.00		CURRENT FINANCES DECEMBER 31, 1981	
STATUTORY EXPENDITURES		Total 18,815,000.00		ASSETS	
Pensions & F. I. C. A.	1,396,752.96	EQUALIZED VALUATION BASIS		Cash Dec. 31, 1981	3,256,735.30
Employee Fringe Benefits	530,000.00	FOR NET DEBT COMPUTATION	784,675,428	Taxes Receivable	744,129.69
Other Statutory Expenditures	30,500.00	REAL PROPERTY VALUATIONS		Tax Title Liens	30,586.60
CETA And Other Public Employment Programs	33,997.11	Code Class # of Parcels % VAL'N		Foreclosed Property	47,842.00
MUNICIPAL FUNCTIONS TOTAL	13,818,318.49	1 Vacant Land 474 1.96		Emergencies & Other Deferred Charges	424,500.00
CAPITAL IMPROVEMENTS *MEMO*	60,000.00	2 Residential 5286 38.61		State and Federal Aid Receivable	4,313.86
DEBT SERVICE		3 Farm		Other Receivables	2,185,746.25
Principal Payments	1,429,000.00	4a Commercial 950 27.88		Total	6,693,853.70
Interest Payments	935,702.00	4b-Industrial 254 10.05		LIABILITIES, RESERVES, AND SURPLUS	
TYPE I SCHL DEBT *MEMO	1,298,519.50	4c Apartments 213 21.50		Cash Liabilities	1,995,549.11
DEFERRED CHARGES	226,191.47	Total 7177		Reserves for Receivables	3,008,304.54
SCHOOL, COUNTY, SPECIAL DISTRICT TAXES	16,128,260.97	Land Area 4.00 Sq. Miles		Surplus Dec. 31, 1981	1,690,000.05
RESERVE FOR UNCOLLECTED TAXES	1,156,560.24	Net Valuation Taxable-Municipal	659,569,635	Total	6,693,853.70
EXPENDITURES TOTAL	33,694,033.17	Net Valuation Taxable-County	823,141,005		
		State Equalized Valuation	917,166,424		
		State Equalization Ratio	71.29		

1981/3000

* ABOVE DEBT SERVICE INCLUDES TYPE I SCHOOL DEBT

2108
 Population 1980 8,850
 Population 1981 8,844
 S & P Rating
 Moody Rating A

General Tax Rate Per \$100. 5.74
 State Equalized Tax Rate 2.49

HACKETTSTOWN TOWN - WARREN CO.
Form of Government:
Special Charter - (CH 206 - 1970)
Number of Members on Governing Body - 6

PER CAPITA:
 Gross Debt 377.02
 Net Debt 73.20
 Debt Service 7.68
 Total Tax Levy 495.59
 Municipal Expenditures 238.22
 PER CENT:
 Gross Debt 2.17
 Net Debt .42
 Tax Levy Collected 96.68
 Tax Levy Cancelled, Abated or Adjusted .06

EXPENDITURES		REVENUES-REALIZED		1981 PROPERTY TAX	
GENERAL GOVERNMENT				STATE EQUALIZED TAX RATE	
Governing Body & Public Boards		1981 Property Taxes Collected	4,225,823.97	Local District School Taxes 1.55	2,710,194.00
Municipal Clerk		1981 Payments in Lieu of Taxes		Regional & Consolidated School Tax	
Financial Administration	16,062.13	Delinquent Tax & Lien Collections	128,744.49	School Taxes in Municipal Budget	
Assessment of Taxes	87,800.00	Business Personalty Replacement Taxes	211,688.88	County Taxes .50 *	872,903.72
Collection of Taxes	12,290.00	Taxes from Public Utilities	333,715.00	County Library Taxes	
Planning, Housing & Development	9,250.00	Other Miscellaneous Tax Revenues		Local Municipal Purpose Taxes .44	773,807.87
Human Resources		State Aid Revenues	95,054.38	Veteran & Senior Citizen Taxes	55,200.00
Elections		Federal Aid Revenues		Total Taxes for Rate Computation 2.49	4,412,105.59
General Administration (other)	221,670.00	State and Local Fiscal Assistance Act Utilized	92,204.20	Special District Taxes	
JUDICIARY		Sale of Acquired Property		Bank Corp. Taxes	14,897.28
Municipal Courts	21,270.00	Other Miscellaneous Revenues	269,299.74	Added and Omitted Taxes	11,186.74
PUBLIC SAFETY		Total	5,356,530.66	Total Taxes Levied - ABSTRACT	4,382,989.61
Fire Protection	34,850.00	Prior Years Surplus Appropriated	220,000.00	Total Taxes Billed	4,371,152.88
Police Protection	526,100.00	REVENUES TOTAL	5,576,530.66	1981 TAXES COLLECTED	4,225,823.97
Civil Defense & Disaster Control	400.00	Reserve For Uncollected Taxes	293,772.00	1981 Taxes Cancelled, Abated or Adjusted	2,710.10
Environmental Inspection & Control	32,785.00			Transfer to Tax Title Liens or Foreclosed	11,871.76
Other Public Safety		CAPITAL OUTLAY TOTAL	125,247.79	Balance Outstanding Dec. 31, 1981	130,747.05
PUBLIC WORKS				PRIOR YEARS TAXES OUTSTANDING	
Streets and Drainage	303,500.00	Public Enterprises		Balance January 1, 1981	121,301.37
Sewers and Sewage Processing		Recreation—Culture		Collected in 1981	118,994.11
Garbage and Trash Disposal	17,000.00	Public Works	40,922.29	Cancelled, Abated or Adjusted 1981	26.55
Public Buildings and Grounds	90,837.01	Buildings and Grounds	84,325.50	Transfers to Tax Title Liens or Foreclosed	2,280.71
Other Public Works		Library and Education		Balance December 31, 1981	
HEALTH and WELFARE		Conservation		TAX TITLE LIENS OUTSTANDING	
Health Services Except Environmental	5,400.00	All Other		Balance January 1, 1981	29,193.85
Welfare-Public Assistance	1,000.00			Transfer From Taxes	14,375.79
Hospitals, Clinics, First Aid		CAPITAL DEBT AUTHORIZED, DECEMBER 31, 1981		Redeemed in 1981	9,750.38
Animal, Insect, & Rodent Control		ISSUED AND UNISSUED		Cancelled, Abated or Adjusted (1981)	
Other Welfare Services		School	2,682,000	Transfers to Foreclosed Property	
RECREATION and CONSERVATION		Self-liquidating		Balance December 31, 1981	33,819.26
Beaches and Boardwalks		Other	652,374	PROPERTY ACQUIRED BY DEED OR FORECLOSURE	
Parks, Playgrounds, Shade Trees	19,000.00	Total	3,334,374	Balance January 1, 1981	3,350.00
Land Reclamation & Conservation	400.00			Transfers From Taxes or Liens	
Other Recreational Services	76,800.00	ISSUED AND OUTSTANDING		Sale for Cash (1981)	
EDUCATION (excluding schools)		School	2,682,000.00	Cancelled, Abated or Adjusted (1981)	
Libraries		Self-Liquidating		Balance December 31, 1981	3,350.00
Other Educational Services	81,000.00	Other	457,000.00	CURRENT FINANCES DECEMBER 31, 1981	
STATUTORY EXPENDITURES		Total	3,139,000.00	ASSETS	
Pensions & F. I. C. A.	102,500.00	EQUALIZED VALUATION BASIS		Cash Dec. 31, 1981	1,285,053.07
Employee Fringe Benefits	42,250.00	FOR NET DEBT COMPUTATION	153,368,344	Taxes Receivable	130,747.05
Other Statutory Expenditures	4,800.00	REAL PROPERTY VALUATIONS		Tax Title Liens	33,819.26
CETA And Other Public Employment Programs		Code Class # of Parcels % VAL'N	ASSESSED VALUATION	Foreclosed Property	3,350.00
MUNICIPAL FUNCTIONS TOTAL	1,706,964.14	1 Vacant Land 107 3.04	2,251,250.00	Emergencies & Other Deferred Charges	68,901.65
CAPITAL IMPROVEMENTS *MEMO*	18,527.98	2 Residential 1916 57.98	43,007,150.00	State and Federal Aid Receivable	875.41
DEBT SERVICE		3 Farm 5 .07	58,225.00	Other Receivables	57,818.46
Principal Payments	44,000.00	4a Commercial 180 19.71	14,621,950.00	Total	1,580,564.90
Interest Payments	23,891.75	4b Industrial 11 11.15	8,270,550.00	LIABILITIES, RESERVES, AND SURPLUS	
		4c Apartments 22 8.04	5,562,600.00	Cash Liabilities	1,101,850.46
		Total 2241	74,171,725.00	Reserves for Receivables	225,734.77
DEFERRED CHARGES	38,206.44	Land Area 3.60 Sq. Miles		Surplus Dec. 31, 1981	252,979.67
SCHOOL, COUNTY, SPECIAL DISTRICT TAXES	3,583,097.72	Net Valuation Taxable-Municipal	75,921,806	Total	1,560,564.90
RESERVE FOR UNCOLLECTED TAXES	293,772.00	Net Valuation Taxable-County	162,448,600		
EXPENDITURES TOTAL	5,689,932.05	State Equalized Valuation	172,701,355		
		State Equalization Ratio	43.39		

0416

Population 1980 15,875
 Population 1981 16,055
 S & P Rating
 Moody Rating A

General Tax Rate Per \$100. 3.49
 State Equalized Tax Rate 2.82

HADDON TOWNSHIP - CAMDEN COUNTY

Form of Government:

Commission (1911)

Number of Members on Governing Body - 3

PER CAPITA:

Gross Debt 243.51
 Net Debt 102.49
 Debt Service 8.91
 Total Tax Levy 507.25
 Municipal Expenditures 152.48

PER CENT:

Gross Debt 1.52
 Net Debt .64
 Tax Levy Collected 97.03
 Tax Levy Cancelled, Abated or Adjusted .61

EXPENDITURES		REVENUES-REALIZED		1981 PROPERTY TAX	
GENERAL GOVERNMENT				STATE EQUALIZED TAX RATE →	
Governing Body & Public Boards				Local District School Taxes	1.40
Municipal Clerk				Regional & Consolidated School Tax	4,097,647.25
Financial Administration				School Taxes in Municipal Budget	
Assessment of Taxes	26,105.00	1981 Property Taxes Collected	7,893,815.36	County Taxes	1.02 *
Collection of Taxes	51,422.00	1981 Payments in Lieu of Taxes	3,219.13	County Library Taxes	.02
Planning, Housing & Development	14,634.00	Delinquent Tax & Lien Collections	214,029.52	Local Municipal Purpose Taxes	.32
Human Resources		Business Personalty Replacement Taxes	111,167.76	Veteran & Senior Citizen Taxes	
Elections	8,573.00	Taxes from Public Utilities	666,302.00	Total Taxes for Rate Computation	2.82
General Administration (other)	218,334.98	Other Miscellaneous Tax Revenues		Special District Taxes	
JUDICIARY		State Aid Revenues	130,424.50	Bank Corp. Taxes	
Municipal Courts	18,780.00	Federal Aid Revenues	97,049.51	Added and Omitted Taxes	
PUBLIC SAFETY		State and Local Fiscal Assistance Act Utilized	6,100.00	Total Taxes Levied - ABSTRACT	8,143,934.77
Fire Protection	17,005.00	Sale of Acquired Property	260,129.12	Total Taxes Billed	8,135,109.55
Police Protection	709,311.00	Other Miscellaneous Revenues	9,382,237.70	1981 TAXES COLLECTED	7,893,815.36
Civil Defense & Disaster Control	2,313.00	Prior Years Surplus Appropriated	214,765.00	1981 Taxes Cancelled, Abated or Adjusted	49,979.18
Environmental Inspection & Control	27,815.00	REVENUES TOTAL	9,597,002.70	Transfer to Tax Title Liens or Foreclosed	6,864.51
Other Public Safety		Reserve For Uncollected Taxes	340,400.28	Balance Outstanding Dec. 31, 1981	184,450.90
PUBLIC WORKS		CAPITAL OUTLAY TOTAL	321,658.38	PRIOR YEARS TAXES OUTSTANDING	
Streets and Drainage	326,776.00			Balance January 1, 1981	249,130.88
Sewers and Sewage Processing	116,591.00	Public Enterprises	132,026.69	Collected in 1981	211,118.04
Garbage and Trash Disposal	47,000.00	Recreation—Culture	27,152.34	Cancelled, Abated or Adjusted 1981	35,103.13
Public Buildings and Grounds	47,037.18	Public Works	160,436.38	Transfers to Tax Title Liens or Foreclosed	2,509.71
Other Public Works	37,466.00	Buildings and Grounds	2,042.97	Balance December 31, 1981	
HEALTH and WELFARE		Library and Education		TAX TITLE LIENS OUTSTANDING	
Health Services Except Environmental	976.00	Conservation		Balance January 1, 1981	5,256.58
Welfare-Public Assistance	6,638.00	All Other		Transfer From Taxes	10,169.13
Hospitals, Clinics, First Aid		CAPITAL DEBT AUTHORIZED, DECEMBER 31, 1981		Redeemed in 1981	2,911.88
Animal, Insect, & Rodent Control		ISSUED AND UNISSUED		Cancelled, Abated or Adjusted (1981)	
Other Welfare Services		GROSS DEBT		Transfers to Foreclosed Property	
RECREATION and CONSERVATION		NET DEBT		Balance December 31, 1981	12,513.83
Beaches and Boardwalks		SCHOOL	1,214,787	PROPERTY ACQUIRED BY DEED OR	
Parks, Playgrounds, Shade Trees	2,445.00	Self-Liquidating	890,441	FORECLOSURE	
Land Reclamation & Conservation		Other	1,804,257	Balance January 1, 1981	45,760.00
Other Recreational Services	12,195.00	Total	3,909,486	Transfers From Taxes or Liens	
EDUCATION (excluding schools)		ISSUED AND OUTSTANDING		Sale for Cash (1981)	6,100.00
Libraries	2,736.00	SCHOOL	560,000.00	Cancelled, Abated or Adjusted (1981)	
Other Educational Services		Self-Liquidating	867,900.00	Balance December 31, 1981	39,660.00
STATUTORY EXPENDITURES		Other	1,388,000.00	CURRENT FINANCES DECEMBER 31, 1981	
Pensions & F. I. C. A.	161,066.00	Total	3,215,900.00	ASSETS	
Employee Fringe Benefits	44,623.79	EQUALIZED VALUATION BASIS		Cash Dec. 31, 1981	617,809.57
Other Statutory Expenditures	13,000.00	FOR NET DEBT COMPUTATION	257,955,502	Taxes Receivable	184,450.90
CETA And Other Public Employment Programs		REAL PROPERTY VALUATIONS		Tax Title Liens	12,513.83
MUNICIPAL FUNCTIONS		Code Class. # of Parcels % VAL'N		Foreclosed Property	39,660.00
CAPITAL IMPROVEMENTS *MEMO*	7,000.00	ASSESSED VALUATION		Emergencies & Other Deferred Charges	94,850.33
DEBT SERVICE		1 Vacant Land 236 .91	2,051,300.00	State and Federal Aid Receivable	7,165.12
Principal Payments		2 Residential 4555 77.59	175,130,800.00	Other Receivables	56,092.66
Interest Payments	143,073.55	3 Farm		Total	1,012,542.41
DEFERRED CHARGES	51,681.23	4a Commercial 282 14.27	32,202,300.00	LIABILITIES, RESERVES, AND SURPLUS	
SCHOOL, COUNTY, SPECIAL DISTRICT TAXES	7,210,091.14	4b Industrial 27 .88	1,589,000.00	Cash Liabilities	149,018.78
RESERVE FOR UNCOLLECTED TAXES	340,400.28	4c Apartments 19 6.36	14,353,600.00	Reserves for Receivables	292,717.39
EXPENDITURES TOTAL	9,658,089.15	Total 5119	225,727,000.00	Surplus Dec. 31, 1981	570,806.24
		Land Area 2.69 Sq. Miles		Total	1,012,542.41
		Net Valuation Taxable-Municipal	227,297,504		
		Net Valuation Taxable-County	254,707,399		
		State Equalized Valuation	280,725,578		
		State Equalization Ratio	80.86		

1981/3000

▽

*Includes County Health Service Taxes or County Vocational School Taxes. See Table 13.

Population 1980 8,361
 Population 1981 8,323
 S & P Rating
 Moody Rating A-1

General Tax Rate Per \$100. 4.34
 State Equalized Tax Rate 2.88

HADDON HEIGHTS BORO. - CAMDEN CO.
Form of Government:
Borough Council
Number of Members on Governing Body - 6

PER CAPITA: Gross Debt 181.41 PER CENT: Gross Debt 1.12
 Net Debt 173.40 Net Debt 1.07
 Debt Service 15.51 Tax Levy Collected 98.75
 Total Tax Levy 527.52 Tax Levy Cancelled, Abated or Adjusted
 Municipal Expenditures 205.57

EXPENDITURES		REVENUES-REALIZED		1981 PROPERTY TAX	
GENERAL GOVERNMENT				STATE EQUALIZED TAX RATE →	
Governing Body & Public Boards	12,027.60	1981 Property Taxes Collected		Local District School Taxes 1.42	2,161,416.50
Municipal Clerk		1981 Payments in Lieu of Taxes		Regional & Consolidated School Tax	
Financial Administration	8,700.00	Delinquent Tax & Lien Collections		School Taxes in Municipal Budget	
Assessment of Taxes	11,459.00	Business Personalty Replacement Taxes		County Taxes 1.07 *	1,635,245.32
Collection of Taxes	18,444.16	Taxes from Public Utilities		County Library Taxes	
Planning, Housing & Development	8,400.00	Other Miscellaneous Tax Revenues		Local Municipal Purpose Taxes .38	581,454.56
Human Resources	100.00	State Aid Revenues		Veteran & Senior Citizen Taxes	107,150.00
Elections		Federal Aid Revenues		Total Taxes for Rate Computation 2.87	4,485,266.78
General Administration (other)	167,904.00	State and Local Fiscal Assistance Act Utilized		Special District Taxes	
JUDICIARY		Sole of Acquired Property		Bank Corp. Taxes	7,669.22
Municipal Courts	17,037.00	Other Miscellaneous Revenues		Added and Omitted Taxes	4,757.40
PUBLIC SAFETY		Total		Total Taxes Levied - ABSTRACT	4,390,543.40
Fire Protection	60,004.00	Prior Years Surplus Appropriated		Total Taxes Billed	4,362,874.18
Police Protection	404,233.00	REVENUES TOTAL		1981 TAXES COLLECTED	4,328,011.50
Civil Defense & Disaster Control	1,179.00	Reserve For Uncollected Taxes		1981 Taxes Cancelled, Abated or Adjusted	
Environmental Inspection & Control	5,158.04	CAPITAL OUTLAY TOTAL		Transfer to Tax Title Liens or Foreclosed	
Other Public Safety				Balance Outstanding Dec. 31, 1981	54,662.68
PUBLIC WORKS		Public Enterprises		PRIOR YEARS TAXES OUTSTANDING	
Streets and Drainage	172,295.00	Recreation—Culture		Balance January 1, 1981	34,678.00
Sewers and Sewage Processing	146,840.00	Public Works		Collected in 1981	34,248.13
Garbage and Trash Disposal	107,873.00	Buildings and Grounds		Cancelled, Abated or Adjusted 1981	
Public Buildings and Grounds	25,192.00	Library and Education		Transfers to Tax Title Liens or Foreclosed	
Other Public Works	3,685.00	Conservation		Balance December 31, 1981	429.87
HEALTH and WELFARE		All Other		TAX TITLE LIENS OUTSTANDING	
Health Services Except Environmental	1,395.00	CAPITAL DEBT AUTHORIZED, DECEMBER 31, 1981		Balance January 1, 1981	2,312.96
Welfare-Public Assistance	3,069.00	ISSUED AND UNISSUED GROSS DEBT NET DEBT		Transfer From Taxes	
Hospitals, Clinics, First Aid		School 59,000		Redeemed in 1981	2,312.96
Animal, Insect, & Rodent Control		Self-liquidating 1,450,899		Cancelled, Abated or Adjusted (1981)	
Other Welfare Services		Other 1,509,899		Transfers to Foreclosed Property	
RECREATION and CONSERVATION		Total 1,443,199		Balance December 31, 1981	
Beaches and Boardwalks		ISSUED AND OUTSTANDING		PROPERTY ACQUIRED BY DEED OR FORECLOSURE	
Parks, Playgrounds, Shade Trees	30,693.06	School 59,000.00		Balance January 1, 1981	28,800.00
Land Reclamation & Conservation		Self-Liquidating		Transfers From Taxes or Liens	
Other Recreational Services	5,000.00	Other 843,500.00		Sole for Cash (1981)	
EDUCATION (excluding schools)		Total 902,500.00		Cancelled, Abated or Adjusted (1981)	
Libraries	53,100.00	EQUALIZED VALUATION BASIS		Balance December 31, 1981	28,800.00
Other Educational Services		FOR NET DEBT COMPUTATION		CURRENT FINANCES DECEMBER 31, 1981	
STATUTORY EXPENDITURES		REAL PROPERTY VALUATIONS		ASSETS	
Pensions & F. I. C. A.	145,896.43	Code Class # of Parcels % VAL'N		Cash Dec. 31, 1981	645,850.91
Employee Fringe Benefits	36,700.00	1 Vocant Land 46 .36		Taxes Receivable	55,292.55
Other Statutory Expenditures	3,350.00	2 Residential 2536 88.18		Tax Title Liens	
CETA And Other Public Employment Programs	36,865.00	3 Farm		Foreclosed Property	28,800.00
MUNICIPAL FUNCTIONS TOTAL	1,494,599.29	4a Commercial 88 9.27		Emergencies & Other Deferred Charges	27,664.52
CAPITAL IMPROVEMENTS *MEMO*	25,000.00	4b Industrial 3 .25		State and Federal Aid Receivable	
DEBT SERVICE		4c Apartments 13 1.94		Other Receivables	33,588.94
Principal Payments	71,000.00	Total 2686		Total	791,196.92
Interest Payments	58,127.44	Land Area 1.58 Sq. Miles		LIABILITIES, RESERVES, AND SURPLUS	
DEFERRED CHARGES	2,418.30	Net Valuation Taxable-Municipal		Cash Liabilities	168,893.05
SCHOOL, COUNTY, SPECIAL DISTRICT TAXES	3,796,661.82	Net Valuation Taxable-County		Reserves for Receivables	117,681.49
RESERVE FOR UNCOLLECTED TAXES	84,828.00	State Equalized Valuation		Surplus Dec. 31, 1981	504,622.38
EXPENDITURES TOTAL	5,507,634.85	State Equalization Ratio		Total	791,196.92

Population 1980 12,337
 Population 1981 12,258
 S & P Rating
 Moody Rating

General Tax Rate Per \$100. 6.63
 State Equalized Tax Rate 2.87

HADDONFIELD BORO. - CAMDEN COUNTY

Form of Government:

Commission (1911)

Number of Members on Governing Body - 3

PER CAPITA:

Gross Debt

390.64

Net Debt

16.17

Debt Service

12.45

Total Tax Levy

804.47

Municipal Expenditures

236.47

PER CENT:

Gross Debt

1.55

Net Debt

.06

Tax Levy Collected

97.33

Tax Levy Cancelled, Abated

or Adjusted

.04

EXPENDITURES		REVENUES-REALIZED		1981 PROPERTY TAX	
GENERAL GOVERNMENT				STATE EQUALIZED TAX RATE	
Governing Body & Public Boards				Local District School Taxes 1.54	
Municipal Clerk				Regional & Consolidated School Tax	
Financial Administration	52,761.50	1981 Property Taxes Collected		School Taxes in Municipal Budget	
Assessment of Taxes	13,688.99	1981 Payments in Lieu of Taxes		County Taxes 1.03 *	
Collection of Taxes	54,604.03	Delinquent Tax & Lien Collections		County Library Taxes	
Planning, Housing & Development	4,793.08	Business Personality Replacement Taxes		Local Municipal Purpose Taxes .30	
Human Resources		Taxes from Public Utilities		Veteran & Senior Citizen Taxes	
Elections	12,856.07	Other Miscellaneous Tax Revenues		Total Taxes for Rate Computation 2.87	
General Administration (other)	140,630.47	State Aid Revenues		Special District Taxes	
JUDICIARY		Federal Aid Revenues		Bank Corp. Taxes	
Municipal Courts	48,079.16	State and Local Fiscal Assistance Act Utilized		Added and Omitted Taxes	
PUBLIC SAFETY		Sole of Acquired Property		Total Taxes Levied - ABSTRACT	
Fire Protection	164,404.49	Other Miscellaneous Revenues		Total Taxes Billed	
Police Protection	690,565.32	Prior Years Surplus Appropriated		1981 TAXES COLLECTED	
Civil Defense & Disaster Control	25.00	REVENUES TOTAL		1981 Taxes Cancelled, Abated or Adjusted	
Environmental Inspection & Control	24,465.23	Reserve For Uncollected Taxes		Transfer to Tax Title Liens or Foreclosed	
Other Public Safety		CAPITAL OUTLAY TOTAL		Balance Outstanding Dec. 31, 1981	
PUBLIC WORKS				PRIOR YEARS TAXES OUTSTANDING	
Streets and Drainage	180,091.37	Public Enterprises		Balance January 1, 1981	
Sewers and Sewage Processing		Recreation—Culture		Collected in 1981	
Garbage and Trash Disposal	214,207.85	Public Works		Cancelled, Abated or Adjusted 1981	
Public Buildings and Grounds	163,080.71	Buildings and Grounds		Transfers to Tax Title Liens or Foreclosed	
Other Public Works	8,400.00	Library and Education		Balance December 31, 1981	
HEALTH and WELFARE		Conservation		TAX TITLE LIENS OUTSTANDING	
Health Services Except Environmental	27,490.81	All Other		Balance January 1, 1981	
Welfare-Public Assistance	4,266.98	CAPITAL DEBT AUTHORIZED, DECEMBER 31, 1981		Transfer From Taxes	
Hospitals, Clinics, First Aid	320.00	ISSUED AND UNISSUED GROSS DEBT NET DEBT		Redeemed in 1981	
Animal, Insect, & Rodent Control		School 3,517,000		Cancelled, Abated or Adjusted (1981)	
Other Welfare Services		Self-liquidating 1,083,330		Transfers to Foreclosed Property	
RECREATION and CONSERVATION		Other 203,794		Balance December 31, 1981	
Beaches and Boardwalks		Total 4,804,125		PROPERTY ACQUIRED BY DEED OR	
Parks, Playgrounds, Shade Trees	45,641.61	ISSUED AND OUTSTANDING		FORECLOSURE	
Land Reclamation & Conservation	240.67	School 3,517,000.00		Balance January 1, 1981	
Other Recreational Services	36,236.34	Self-Liquidating 1,083,330.59		Transfers From Taxes or Liens	
EDUCATION (excluding schools)		Other 195,055.00		Sale for Cash (1981)	
Libraries	200,225.00	Total 4,795,385.59		Cancelled, Abated or Adjusted (1981)	
Other Educational Services		EQUALIZED VALUATION BASIS		Balance December 31, 1981	
STATUTORY EXPENDITURES		FOR NET DEBT COMPUTATION		CURRENT FINANCES DECEMBER 31, 1981	
Pensions & F. I. C. A.	247,560.94	REAL PROPERTY VALUATIONS		ASSETS	
Employee Fringe Benefits	67,941.21	Code Class # of Parcels % VAL'N ASSESSED VALUATION		Cosh Dec. 31, 1981	
Other Statutory Expenditures	7,300.00	1 Vacant Land 110 .61		Taxes Receivable	
CETA and Other Public Employment Programs	6,136.52	2 Residential 4003 84.78		Tax Title Liens	
MUNICIPAL FUNCTIONS TOTAL	2,460,013.35	3 Farm		Foreclosed Property	
CAPITAL IMPROVEMENTS *MEMO*	6,920.00	4a Commercial 259 13.77		Emergencies & Other Deferred Charges	
DEBT SERVICE		4b Industrial		State and Federal Aid Receivable	
Principal Payments	140,373.34	4c Apartments 11 .84		Other Receivables	
Interest Payments	12,736.45	Total 4383		Total	
DEFERRED CHARGES		Land Area 2.78 Sq. Miles		LIABILITIES, RESERVES, AND SURPLUS	
SCHOOL, COUNTY, SPECIAL DISTRICT TAXES	9,455,896.36	Net Valuation Taxable-Municipal		Cash Liabilities	
RESERVE FOR UNCOLLECTED TAXES	294,963.00	Net Valuation Taxable-County		Reserves for Receivables	
EXPENDITURES TOTAL	12,367,982.50	State Equalized Valuation		Surplus Dec. 31, 1981	
		State Equalization Ratio		Total	

0316
Population 1980 3,236
Population 1981 3,289
S & P Rating
Moody Rating

General Tax Rate Per \$100.
3.27
State Equalized Tax Rate
2.52

HAINESPORT TWP. - BURLINGTON CO.
Form of Government:
Township Committee
Number of Members on Governing Body - 3

PER CAPITAL: Gross Debt 137.49
Net Debt 99.80
Debt Service
Total Tax Levy 558.75
Municipal Expenditures 276.68
PER CENT: Gross Debt .71
Net Debt .51
Tax Levy Collected 86.53
Tax Levy Cancelled, Abated or Adjusted

EXPENDITURES		REVENUES-REALIZED		1981 PROPERTY TAX	
GENERAL GOVERNMENT				STATE EQUALIZED TAX RATE	
Governing Body & Public Boards		1981 Property Taxes Collected	1,593,360.09	Local District School Taxes	.99 708,497.00
Municipal Clerk		1981 Payments in Lieu of Taxes		Regional & Consolidated School Tax	.78 558,138.13
Financial Administration	10,500.00	Delinquent Tax & Lien Collections	206,050.88	School Taxes in Municipal Budget	
Assessment of Taxes	9,250.00	Business Personalty Replacement Taxes	54,573.28	County Taxes	.58 415,142.62
Collection of Taxes	14,810.00	Taxes from Public Utilities	211,153.00	County Library Taxes	.03 22,783.47
Planning, Housing & Development	7,502.03	Other Miscellaneous Tax Revenues		Local Municipal Purpose Taxes	.15 105,470.00
Human Resources		State Aid Revenues	20,069.42	Veteran & Senior Citizen Taxes	40,200.00
Elections	1,100.00	Federal Aid Revenues	16,655.36	Total Taxes for Rate Computation	2.53 1,850,231.22
General Administration (other)	110,900.00	State and Local Fiscal Assistance Act Utilized	41,666.54	Special District Taxes	
JUDICIARY		Sale of Acquired Property	98,361.98	Bank Corp. Taxes	250.59
Municipal Courts	17,150.31	Other Miscellaneous Revenues		Added and Omitted Taxes	27,435.23
PUBLIC SAFETY		Total	2,241,950.55	Total Taxes Levied - ABSTRACT	1,837,717.04
Fire Protection	37,450.00	Prior Years Surplus Appropriated	192,195.00	Total Taxes Billed	1,841,425.60
Police Protection	161,459.12	REVENUES TOTAL	2,434,185.55	1981 TAXES COLLECTED	1,593,360.09
Civil Defense & Disaster Control		Reserve For Uncollected Taxes	254,372.66	1981 Taxes Cancelled, Abated or Adjusted	
Environmental Inspection & Control	12,900.00	CAPITAL OUTLAY TOTAL	131,056.37	Transfer to Tax Title Liens or Foreclosed	
Other Public Safety		Public Enterprises		Balance Outstanding Dec. 31, 1981	248,065.51
PUBLIC WORKS		Recreation—Culture		PRIOR YEARS TAXES OUTSTANDING	
Streets and Drainage	74,737.00	Public Works	130,861.37	Balance January 1, 1981	217,420.00
Sewers and Sewage Processing	1,600.00	Buildings and Grounds	175.00	Collected in 1981	202,395.93
Garbage and Trash Disposal	46,227.00	Library and Education		Cancelled, Abated or Adjusted 1981	
Public Buildings and Grounds	12,800.00	Conservation		Transfers to Tax Title Liens or Foreclosed	
Other Public Works	23,700.00	All Other		Balance December 31, 1981	15,024.07
HEALTH and WELFARE		CAPITAL DEBT AUTHORIZED, DECEMBER 31, 1981		TAX TITLE LIENS OUTSTANDING	
Health Services Except Environmental	500.00	ISSUED AND UNISSUED		Balance January 1, 1981	9,338.21
Welfare-Public Assistance	1,950.00	School	123,948	Transfer From Taxes	
Hospitals, Clinics, First Aid		Self-liquidating	328,250	Redeemed in 1981	3,694.55
Animal, Insect, & Rodent Control		Other	452,198	Cancelled, Abated or Adjusted (1981)	
Other Welfare Services		Total	328,250	Transfers to Foreclosed Property	
RECREATION and CONSERVATION		ISSUED AND OUTSTANDING		Balance December 31, 1981	5,643.26
Beaches and Boardwalks		School	123,948.45	PROPERTY ACQUIRED BY DEED OR FORECLOSURE	
Parks, Playgrounds, Shade Trees		Self-Liquidating		Balance January 1, 1981	24,636.00
Land Reclamation & Conservation		Other	325,000.00	Transfers From Taxes or Liens	
Other Recreational Services	1,000.00	Total	448,948.45	Sale for Cash (1981)	
EDUCATION (excluding schools)		EQUALIZED VALUATION BASIS		Cancelled, Abated or Adjusted (1981)	
Libraries		FOR NET DEBT COMPUTATION	64,071,042	Balance December 31, 1981	24,636.00
Other Educational Services		REAL PROPERTY VALUATIONS		CURRENT FINANCES DECEMBER 31, 1981	
STATUTORY EXPENDITURES		Code Class # of Parcels % VAL'N	ASSESSED VALUATION	ASSETS	
Pensions & F. I. C. A.	29,574.70	1 Vacant Land 310 7.15	3,904,750.00	Cash Dec. 31, 1981	366,803.66
Employee Fringe Benefits	14,200.00	2 Residential 999 61.59	33,650,210.00	Taxes Receivable	263,089.58
Other Statutory Expenditures	1,000.00	3 Farm 66 2.66	1,451,100.00	Tax Title Liens	5,643.26
CETA And Other Public Employment Programs	34,000.00	4a Commercial 74 13.94	7,618,600.00	Foreclosed Property	24,636.00
MUNICIPAL FUNCTIONS		4b Industrial 42 14.66	8,011,200.00	Emergencies & Other Deferred Charges	17,659.54
CAPITAL IMPROVEMENTS		4c Apartments		State and Federal Aid Receivable	
DEBT SERVICE		Total 1491	54,635,860.00	Other Receivables	1,621.03
Principal Payments		Land Area 6.58 Sq. Miles		Total	679,453.07
Interest Payments		Net Valuation Taxable-Municipal	55,473,711	LIABILITIES, RESERVES, AND SURPLUS	
DEFERRED CHARGES		Net Valuation Taxable-County	68,241,560	Cash Liabilities	97,866.94
SCHOOL, COUNTY, SPECIAL DISTRICT TAXES	1,704,561.22	State Equalized Valuation	71,605,675	Reserves for Receivables	254,989.87
RESERVE FOR UNCOLLECTED TAXES	254,372.66	State Equalization Ratio	77.20	Surplus Dec. 31, 1981	286,596.26
EXPENDITURES				Total	679,453.07
TOTAL	2,614,548.26				

Population 1980 6,607
 Population 1981 6,603
 S & P Rating
 Maady Rating

General Tax Rate Per \$100.
 5.71
 State Equalized Tax Rate
 2.38

HALEDON BOROUGH - PASSAIC COUNTY
Form of Government:
Borough Council
Number of Members on Governing Body - 6

PER CAPITA:
 Gross Debt 371.14
 Net Debt 212.21
 Debt Service 11.34
 Total Tax Levy 473.24
 Municipal Expenditures 200.04

PER CENT:
 Gross Debt 2.12
 Net Debt 1.21
 Tax Levy Collected 97.67
 Tax Levy Cancelled, Abated or Adjusted .57

EXPENDITURES		REVENUES-REALIZED		1981 PROPERTY TAX	
GENERAL GOVERNMENT				STATE EQUALIZED TAX RATE	
Governing Body & Public Boards		1981 Property Taxes Collected	3,052,041.05	Local District School Taxes .82	1,082,603.00
Municipal Clerk		1981 Payments in Lieu of Taxes		Regional & Consolidated School Tax .56	740,869.34
Financial Administration	9,500.00	Delinquent Tax & Lien Collections	26,810.55	School Taxes in Municipal Budget	
Assessment of Taxes	6,900.00	Business Personalty Replacement Taxes	76,347.66	County Taxes	814,108.38
Collection of Taxes	19,500.00	Taxes from Public Utilities	345,426.00	County Library Taxes	
Planning, Housing & Development	4,127.91	Other Miscellaneous Tax Revenues		Local Municipal Purpose Taxes .37	481,743.89
Human Resources		State Aid Revenues	54,039.31	Veteran & Senior Citizen Taxes	74,900.00
Elections	1,626.75	Federal Aid Revenues	20,561.19	Total Taxes for Rate Computation 2.37	3,154,224.61
General Administration (other)	137,599.75	State and Local Fiscal Assistance Act Utilized	44,066.66	Special District Taxes	
JUDICIARY		Sale of Acquired Property		Bank Corp. Taxes	5,495.65
Municipal Courts	11,807.86	Other Miscellaneous Revenues	189,782.73	Added and Omitted Taxes	
PUBLIC SAFETY		Total	3,809,105.15	Total Taxes Levied - ABSTRACT	3,124,820.26
Fire Protection	45,571.82	Prior Years Surplus Appropriated	120,655.00	Total Taxes Billed	3,124,884.33
Police Protection	372,405.98	REVENUES	TOTAL	1981 TAXES COLLECTED	3,052,041.05
Civil Defense & Disaster Control	1,300.00	Reserve For Uncollected Taxes	70,000.00	1981 Taxes Cancelled, Abated or Adjusted	17,655.86
Environmental Inspection & Control	5,281.60	CAPITAL OUTLAY	TOTAL	Transfer to Tax Title Liens or Foreclosed	57.20
Other Public Safety			183,972.01	Balance Outstanding Dec. 31, 1981	55,130.22
PUBLIC WORKS		Public Enterprises	7,918.84	PRIOR YEARS TAXES OUTSTANDING	
Streets and Drainage	106,265.00	Recreation—Culture		Balance January 1, 1981	28,593.50
Sewers and Sewage Processing	141,247.38	Public Works	176,053.17	Collected in 1981	26,810.55
Garbage and Trash Disposal	71,469.00	Buildings and Grounds		Cancelled, Abated or Adjusted 1981	
Public Buildings and Grounds	24,058.94	Library and Education		Transfers to Tax Title Liens or Foreclosed	
Other Public Works	35,000.00	Conservation		Balance December 31, 1981	1,782.95
HEALTH and WELFARE		All Other		TAX TITLE LIENS OUTSTANDING	
Health Services Except Environmental	14,100.00	CAPITAL DEBT AUTHORIZED, DECEMBER 31, 1981		Balance January 1, 1981	570.47
Welfare-Public Assistance	3,050.00	ISSUED AND UNISSUED	GROSS DEBT	Transfer From Taxes	57.20
Hospitals, Clinics, First Aid	750.00	School	980,327	Redeemed in 1981	
Animal, Insect, & Radent Control		Self-liquidating	211,100	Cancelled, Abated or Adjusted (1981)	
Other Welfare Services		Other	1,259,222	Transfers to Foreclosed Property	
RECREATION and CONSERVATION		Total	2,450,650	Balance December 31, 1981	627.67
Beaches and Boardwalks		ISSUED AND OUTSTANDING		PROPERTY ACQUIRED BY DEED OR FORECLOSURE	
Parks, Playgrounds, Shade Trees	100.00	School	980,327.36	Balance January 1, 1981	10,425.00
Land Reclamation & Conservation		Self-Liquidating	211,100.00	Transfers From Taxes or Liens	
Other Recreational Services	4,550.00	Other	863,630.00	Sale for Cash (1981)	
EDUCATION (excluding schools)		Total	2,055,057.36	Cancelled, Abated or Adjusted (1981)	
Libraries	37,500.00	EQUALIZED VALUATION BASIS		Balance December 31, 1981	10,425.00
Other Educational Services		FOR NET DEBT COMPUTATION	115,654,298	CURRENT FINANCES DECEMBER 31, 1981	
STATUTORY EXPENDITURES		REAL PROPERTY VALUATIONS		ASSETS	
Pensions & F. I. C. A.	55,790.94	Code Class # of Parcels % VAL'N	ASSESSED VALUATION	Cash Dec. 31, 1981	182,567.35
Employee Fringe Benefits	26,690.00	1 Vacant Land 98 1.26	639,000.00	Taxes Receivable	56,913.17
Other Statutory Expenditures	3,300.00	2 Residential 1481 72.29	36,776,300.00	Tax Title Liens	627.67
CETA And Other Public Employment Programs	25,300.00	3 Farm		Foreclosed Property	10,425.00
MUNICIPAL FUNCTIONS	TOTAL	4a Commercial 131 11.61	5,505,000.00	Emergencies & Other Deferred Charges	6,597.07
CAPITAL IMPROVEMENTS	*MEMO*	4b Industrial 29 11.03	5,609,300.00	State and Federal Aid Receivable	5,984.02
DEBT SERVICE		4c Apartments 9 3.82	1,944,100.00	Other Receivables	71,397.67
Principal Payments	35,760.00	Total 1748	50,873,700.00	Total	334,511.95
Interest Payments	39,102.00	Land Area 1.30 Sq. Miles		LIABILITIES, RESERVES, AND SURPLUS	
DEFERRED CHARGES		Net Valuation Taxable-Municipal	54,630,845	Cash Liabilities	165,540.25
SCHOOL, COUNTY, SPECIAL DISTRICT TAXES	2,637,580.72	Net Valuation Taxable-County	123,579,718	Reserves for Receivables	139,363.51
RESERVE FOR UNCOLLECTED TAXES	70,000.00	State Equalized Valuation	126,020,303	Surplus Dec. 31, 1981	29,608.19
EXPENDITURES	TOTAL	State Equalization Ratio	41.61	Total	334,511.95
	3,558,457.53				

Population 1980 1,832
 Population 1981 1,844
 S & P Rating
 Moody Rating

General Tax Rate Per \$100.
 2.87
 State Equalized Tax Rate
 2.70

HAMBURG BOROUGH - SUSSEX COUNTY
Form of Government:
Borough Council
Number of Members on Governing Body - 6

PER CAPITA:
 Gross Debt 1,859.04
 Net Debt 926.36
 Debt Service
 Total Tax Levy 534.37
 Municipal Expenditures 265.33

PER CENT:
 Gross Debt 10.01
 Net Debt 4.99
 Tax Levy Collected 89.67
 Tax Levy Cancelled, Abated or Adjusted .20

EXPENDITURES		REVENUES-REALIZED		1981 PROPERTY TAX	
GENERAL GOVERNMENT				STATE EQUALIZED TAX RATE	
Governing Body & Public Boords		1981 Property Taxes Collected	679,850.91	Local District School Taxes	1.67
Municipal Clerk		1981 Payments in Lieu of Taxes		Regional & Consolidated School Tax	.12
Financial Administration	3,907.00	Delinquent Tax & Lien Collections	67,617.57	School Taxes in Municipal Budget	
Assessment of Taxes	8,340.00	Business Personalty Replacement Taxes	38,453.16	County Taxes	.61 *
Collection of Taxes	5,307.00	Taxes from Public Utilities	76,066.00	County Library Taxes	.03
Planning, Housing & Development	4,715.00	Other Miscellaneous Tax Revenues		Local Municipal Purpose Taxes	.27
Human Resources		State Aid Revenues	28,546.86	Veteran & Senior Citizen Taxes	
Elections	750.00	Federal Aid Revenues		Total Taxes for Rate Camputation	2.70
General Administration (other)	57,846.00	State and Local Fiscal Assistance Act Utilized	14,335.00	Special District Taxes	
JUDICIARY		Sale of Acquired Property		Bank Corp. Taxes	
Municipal Courts	16,650.00	Other Miscellaneous Revenues	70,826.60	Added and Omitted Taxes	
PUBLIC SAFETY		Total	1,175,762.10	Total Taxes Levied - ABSTRACT	
Fire Protection	14,850.00	Prior Years Surplus Appropriated	136,623.00	Total Taxes Billed	
Police Protection	91,100.00	REVENUES	1,312,385.10	1981 TAXES COLLECTED	
Civil Defense & Disaster Control		Reserve For Uncollected Taxes	116,666.09	1981 Taxes Cancelled, Abated or Adjusted	
Environmental Inspection & Control	6,612.00	CAPITAL OUTLAY	119,573.56	Transfer to Tax Title Liens or Foreclosed	
Other Public Safety		Total		Balance Outstanding Dec. 31, 1981	
PUBLIC WORKS				PRIOR YEARS TAXES OUTSTANDING	
Streets and Drainage	61,050.00	Public Enterprises		Balance January 1, 1981	
Sewers and Sewage Processing		Recreation—Culture	41,331.37	Collected in 1981	
Garbage and Trash Disposol	33,700.00	Public Works	74,751.59	Cancelled, Abated or Adjusted 1981	
Public Buildings and Grounds	21,600.00	Buildings and Grounds	3,851.00	Transfers to Tax Title Liens or Foreclosed	
Other Public Works		Library and Education		Balance December 31, 1981	
HEALTH and WELFARE		Conservation		TAX TITLE LIENS OUTSTANDING	
Health Services Except Environmental	7,000.00	All Other		Balance January 1, 1981	
Welfare-Public Assistance	1,550.00	CAPITAL DEBT AUTHORIZED, DECEMBER 31, 1981		Transfer From Taxes	
Hospitals, Clinics, First Aid		ISSUED AND UNISSUED		Redeemed in 1981	
Animal, Insect, & Rodent Control	1.00	School	1,719,866	Cancelled, Abated or Adjusted (1981)	
Other Welfare Services		Self-liquidating	158,000	Transfers to Foreclosed Property	
RECREATION and CONSERVATION		Other	1,550,200	Balance December 31, 1981	
Beaches and Boardwalks		Total	3,428,066	PROPERTY ACQUIRED BY DEED OR	
Parks, Playgrounds, Shade Trees	3,700.00	ISSUED AND OUTSTANDING		FORECLOSURE	
Land Reclamation & Conservation		School	1,719,866.44	Balance January 1, 1981	
Other Recreational Services	1,200.00	Self-liquidating	158,000.00	Transfers From Taxes or Liens	
EDUCATION (excluding schools)		Other	150,000.00	Sale for Cash (1981)	
Libraries		Total	2,027,866.44	Cancelled, Abated or Adjusted (1981)	
Other Educotional Services		EQUALIZED VALUATION BASIS		Balance December 31, 1981	
STATUTORY EXPENDITURES		FOR NET DEBT COMPUTATION	34,225,772	CURRENT FINANCES DECEMBER 31, 1981	
Pensions & F. I. C. A.	14,700.00	REAL PROPERTY VALUATIONS		ASSETS	
Employee Fringe Benefits		Code Class # of Parcels % VAL'N		Cash Dec. 31, 1981	
Other Statutory Expenditures	1,470.00	1 Vacant Land 90 4.90	1,644,750.00	Taxes Receivable	
CETA And Other Public Employment Programs		2 Residential 499 62.04	20,809,000.00	Tax Title Liens	
MUNICIPAL FUNCTIONS		3 Farm 9 .99	331,000.00	Foreclosed Property	
CAPITAL IMPROVEMENTS		4a Commercial 46 14.21	4,766,250.00	Emergencies & Other Deferred Charges	
DEBT SERVICE		4b Industrial 7 17.08	5,728,600.00	State and Federal Aid Receivable	
Principal Payments		4c Apartments 2 .79	264,200.00	Other Receivables	
Interest Payments		Total 653	33,543,800.00	Total	
DEFERRED CHARGES		Land Area 1.20 Sq. Miles		LIABILITIES, RESERVES, AND SURPLUS	
SCHOOL, COUNTY, SPECIAL DISTRICT TAXES	16,559.61	Net Valuation Taxable-Municipal	33,810,423	Cash Liabilities	
RESERVE FOR UNCOLLECTED TAXES	874,728.54	Net Valuation Taxable-County	36,238,712	Reserves for Receivables	
EXPENDITURES		State Equalized Valuation	35,913,594	Surplus Dec. 31, 1981	
TOTAL	1,364,002.24	State Equalization Ratio	94.10	Total	

Population 1980 9,499
 Population 1981 10,165
 S & P Rating
 Maady Rating

General Tax Rate Per \$100. 2.98
 State Equalized Tax Rate 1.87

HAMILTON TOWNSHIP - ATLANTIC CO.

Form of Government:

Township Committee

Number of Members on Governing Body - 5

PER CAPITA:

Gross Debt 810.82
 Net Debt 285.48
 Debt Service 64.86
 Total Tax Levy 633.97
 Municipal Expenditures 367.25

PER CENT:

Gross Debt 3.16
 Net Debt 1.11
 Tax Levy Collected 91.56
 Tax Levy Cancelled, Abated or Adjusted .89

EXPENDITURES		REVENUES-REALIZED		1981 PROPERTY TAX	
GENERAL GOVERNMENT		1981 Property Taxes Collected		STATE EQUALIZED TAX RATE	
Governing Body & Public Boards	18,700.00	5,913,436.07		Local District Schaal Taxes	.66 2,193,217.00
Municipal Clerk	50,111.00	1981 Payments in Lieu of Taxes		Regional & Consolidated Schaal Tax	.49 1,602,603.50
Financial Administration	23,300.00	Delinquent Tax & Lien Collections		Schaal Taxes in Municipal Budget	
Assessment of Taxes	62,165.00	300,332.14		County Taxes	.50 * 1,641,976.48
Collection of Taxes	65,550.00	Business Personalty Replacement Taxes		County Library Taxes	.02 79,394.72
Planning, Housing & Development	93,850.00	Taxes from Public Utilities		Local Municipal Purpose Taxes	.19 622,915.51
Human Resources	4,887.94	Other Miscellaneous Tax Revenues		Veteran & Senior Citizen Taxes	118,250.00
Elections		State Aid Revenues		Total Taxes for Rate Computation	1.86 6,258,357.21
General Administration (other)	391,245.00	Federal Aid Revenues		Special District Taxes	144,560.00
JUDICIARY		State and Local Fiscal Assistance Act Utilized		Bank Corp. Taxes	212.06
Municipal Courts	80,310.00	Sole of Acquired Property		Added and Omitted Taxes	159,453.59
PUBLIC SAFETY		Other Miscellaneous Revenues		Total Taxes Levied - ABSTRACT	6,444,332.86
Fire Protection	112,400.00	Total		Total Taxes Billed	6,458,568.23
Police Protection	98,618.50	Prior Years Surplus Appropriated		1981 TAXES COLLECTED	5,913,436.07
Civil Defense & Disaster Control	2,750.00	REVENUES		1981 Taxes Cancelled, Abated or Adjusted	57,232.43
Environmental Inspection & Control	51,550.00	Reserve For Uncollected Taxes		Transfer to Tax Title Liens or Foreclosed	38,959.53
Other Public Safety		CAPITAL OUTLAY		Balance Outstanding Dec. 31, 1981	448,940.20
PUBLIC WORKS		TOTAL		PRIOR YEARS TAXES OUTSTANDING	
Streets and Drainage	850,245.45	Public Enterprises		Balance January 1, 1981	387,473.49
Sewers and Sewage Processing		Recreation—Culture		Collected in 1981	276,162.14
Garbage and Trash Disposal		Public Works		Cancelled, Abated or Adjusted 1981	1,577.59
Public Buildings and Grounds	81,780.00	Buildings and Grounds		Transfers to Tax Title Liens or Foreclosed	12,761.68
Other Public Works	30,558.00	Library and Education		Balance December 31, 1981	96,972.08
HEALTH and WELFARE		Conservation		TAX TITLE LIENS OUTSTANDING	
Health Services Except Environmental	7,628.81	All Other		Balance January 1, 1981	79,322.63
Welfare-Public Assistance	46,040.00	CAPITAL DEBT AUTHORIZED, DECEMBER 31, 1981		Transfer From Taxes	53,863.22
Hospitals, Clinics, First Aid		ISSUED AND UNISSUED		Redeemed in 1981	24,170.00
Animal, Insect, & Rodent Control	8,885.00	Schaal		Cancelled, Abated or Adjusted (1981)	14.20
Other Welfare Services		Self-liquidating		Transfers to Foreclosed Property	
RECREATION and CONSERVATION		Other		Balance December 31, 1981	109,001.65
Beaches and Boardwalks	56,650.00	Total		PROPERTY ACQUIRED BY DEED OR	
Parks, Playgrounds, Shade Trees	1,060.00	GROSS DEBT		FORECLOSURE	
Land Reclamation & Conservation	1,015.74	NET DEBT		Balance January 1, 1981	661,296.00
Other Recreational Services		3,042,415		Transfers From Taxes or Liens	
EDUCATION (excluding schools)		8,241,990		Sale for Cash (1981)	8,200.00
Libraries	4,380.00	ISSUED AND OUTSTANDING		Cancelled, Abated or Adjusted (1981)	
Other Educational Services	840.00	School		Balance December 31, 1981	653,096.00
STATUTORY EXPENDITURES		Self-Liquidating		CURRENT FINANCES DECEMBER 31, 1981	
Pensions & F. I. C. A.	124,670.00	Other		ASSETS	
Employee Fringe Benefits		Total		Cash Dec. 31, 1981	2,893,421.40
Other Statutory Expenditures	12,000.00	EQUALIZED VALUATION BASIS		Taxes Receivable	545,912.28
CETA And Other Public Employment Programs	22,092.83	FOR NET DEBT COMPUTATION		Tax Title Liens	109,001.65
MUNICIPAL FUNCTIONS		REAL PROPERTY VALUATIONS		Foreclosed Property	653,096.00
CAPITAL IMPROVEMENTS	*MEMO*	Code Class # of Parcels % VAL'N		Emergencies & Other Deferred Charges	53,295.36
DEBT SERVICE		ASSESSED VALUATION		State and Federal Aid Receivable	3,326.99
Principal Payments	500,560.00	1 Vacant Land 7801 26.57		Other Receivables	7,282.95
Interest Payments	158,726.03	2 Residential 3308 50.22		Total	4,265,336.63
DEFERRED CHARGES		3 Farm 234 3.11		LIABILITIES, RESERVES, AND SURPLUS	
SCHOOL, COUNTY, SPECIAL DISTRICT TAXES	112,647.89	4a Commercial 185 12.45		Cash Liabilities	1,420,766.17
RESERVE FOR UNCOLLECTED TAXES	5,661,751.70	4b Industrial 11 4.51		Reserves for Receivables	1,315,292.88
EXPENDITURES		4c Apartments 9 3.14		Surplus Dec. 31, 1981	1,529,277.58
TOTAL	9,394,811.80	Total 11548		Total	4,265,336.63
		Land Area 113.40 Sq. Miles			
		Net Valuation Taxable-Municipal			
		Net Valuation Taxable-County			
		State Equalized Valuation			
		State Equalization Ratio			

*Includes County Health Service Taxes or County Vocational Schaal Taxes. See Table 13.

Population 1980 82,801
 Population 1981 82,461
 S & P Rating
 Moody Rating A-1

General Tax Rate Per \$100. 3.61
 State Equalized Tax Rate 2.66

HAMILTON TOWNSHIP - MERCER COUNTY

Form of Government:

Mayor-Council Plan E (OMCL 50)

Number of Members on Governing Body - 5

PER CAPITA:

Gross Debt 684.90
 Net Debt 392.78
 Debt Service 20.85
 Total Tax Levy 513.35
 Municipal Expenditures 272.66

PER CENT:

Gross Debt 4.24
 Net Debt 2.43
 Tax Levy Collected 95.84
 Tax Levy Cancelled, Abated or Adjusted .05

EXPENDITURES		REVENUES-REALIZED		1981 PROPERTY TAX	
GENERAL GOVERNMENT				STATE EQUALIZED TAX RATE 1.53	
Governing Body & Public Boards	215,131.96	1981 Property Taxes Collected 40,573,967.59		Local District School Taxes	23,185,615.63
Municipal Clerk	106,543.54	1981 Payments in Lieu of Taxes 80,522.00		Regional & Consolidated School Tax	
Financial Administration	384,706.22	Delinquent Tax & Lien Collections 1,414,549.91		School Taxes in Municipal Budget	
Assessment of Taxes	131,582.07	Business Personalty Replacement Taxes 577,727.20		County Taxes	12,429,106.46
Collection of Taxes	233,482.47	Taxes from Public Utilities 11,154,198.00		County Library Taxes	
Planning, Housing & Development	389,143.82	Other Miscellaneous Tax Revenues		Local Municipal Purpose Taxes	4,619,140.00
Human Resources		State Aid Revenues 743,844.87		Veteran & Senior Citizen Taxes	911,870.00
Elections		Federal Aid Revenues 255,408.00		Total Taxes for Rate Computation	41,145,732.09
General Administration (other)	3,325,400.52	State and Local Fiscal Assistance Act Utilized 1,152,110.58		Special District Taxes	1,832,355.45
JUDICIARY		Sale of Acquired Property 1,400.00		Bank Corp. Taxes	33,685.08
Municipal Courts	268,244.08	Other Miscellaneous Revenues 2,650,269.81		Added and Omitted Taxes	231,177.36
PUBLIC SAFETY		Total 59,003,957.96		Total Taxes Levied ABSTRACT	42,331,079.98
Fire Protection	15,000.00	Prior Years Surplus Appropriated 1,436,000.00		Total Taxes Billed	42,333,711.01
Police Protection	3,845,449.86	REVENUES TOTAL 60,439,957.96		1981 TAXES COLLECTED	40,573,967.59
Civil Defense & Disaster Control	8,340.00	Reserve For Uncollected Taxes 1,977,638.25		1981 Taxes Cancelled, Abated or Adjusted	23,216.74
Environmental Inspection & Control	440,325.46	CAPITAL OUTLAY TOTAL 5,892,072.33		Transfer to Tax Title Liens or Foreclosed	119,522.27
Other Public Safety				Balance Outstanding Dec. 31, 1981	1,617,004.41
PUBLIC WORKS				PRIOR YEARS TAXES OUTSTANDING	
Streets and Drainage	2,220,331.85	Public Enterprises 1,728,858.86		Balance January 1, 1981	1,418,391.41
Sewers and Sewage Processing		Recreation—Culture 758,713.30		Collected in 1981	1,307,146.79
Garbage and Trash Disposal	1,370,868.40	Public Works 2,591,664.79		Cancelled, Abated or Adjusted 1981	740.00
Public Buildings and Grounds	979,554.07	Buildings and Grounds 412,835.38		Transfers to Tax Title Liens or Foreclosed	58,360.77
Other Public Works	99,875.00	Library and Education		Balance December 31, 1981	52,143.85
HEALTH and WELFARE		Conservation		TAX TITLE LIENS OUTSTANDING	
Health Services Except Environmental	790,999.88	All Other		Balance January 1, 1981	224,916.41
Welfare-Public Assistance	190,113.56	CAPITAL DEBT AUTHORIZED, DECEMBER 31, 1981		Transfer From Taxes	187,434.70
Hospitals, Clinics, First Aid		ISSUED AND UNISSUED GROSS DEBT NET DEBT		Redeemed in 1981	107,403.12
Animal, Insect, & Rodent Control		School 4,741,000		Cancelled, Abated or Adjusted (1981)	
Other Welfare Services		Self-liquidating 21,855,646 3,294,405		Transfers to Foreclosed Property	24,135.92
RECREATION and CONSERVATION		Other 29,881,191 29,094,379		Balance December 31, 1981	280,812.07
Beaches and Boardwalks		Total 56,477,837 32,388,784		PROPERTY ACQUIRED BY DEED OR FORECLOSURE	
Parks, Playgrounds, Shade Trees		ISSUED AND OUTSTANDING		Balance January 1, 1981	352,129.08
Land Reclamation & Conservation	1,000.00	School 3,009,000.00		Transfers From Taxes or Liens	24,135.92
Other Recreational Services	765,135.18	Self-liquidating 16,510,000.00		Sale for Cash (1981)	1,400.00
EDUCATION (excluding schools)		Other 19,590,000.00		Cancelled, Abated or Adjusted (1981)	
Libraries	725,000.00	Total 39,509,000.00		Balance December 31, 1981	374,865.00
Other Educational Services	6,200.00	EQUALIZED VALUATION BASIS FOR NET DEBT COMPUTATION 1,331,292,570		CURRENT FINANCES DECEMBER 31, 1981	
STATUTORY EXPENDITURES		REAL PROPERTY VALUATIONS		ASSETS	
Pensions & F. I. C. A.	1,604,500.00	Code Class # of Parcels % VAL'N ASSESSED VALUATION		Cash Dec. 31, 1981	6,133,847.91
Employee Fringe Benefits	650,000.00	1 Vacant Land 2005 2.71 29,495,000.00		Taxes Receivable	1,669,148.26
Other Statutory Expenditures	20,000.00	2 Residential 22534 74.79 813,199,850.00		Tax Title Liens	280,812.07
CETA And Other Public Employment Programs		3 Farm 296 .69 7,494,600.00		Foreclosed Property	374,865.00
MUNICIPAL FUNCTIONS TOTAL 18,786,927.94		4a Commercial 942 12.62 137,230,100.00		Emergencies & Other Deferred Charges	
CAPITAL IMPROVEMENTS *MEMO* 300,000.00		4b Industrial 71 4.26 46,329,650.00		State and Federal Aid Receivable	81,504.12
DEBT SERVICE		4c Apartments 55 4.93 53,573,000.00		Other Receivables	281,059.82
Principal Payments	565,000.00	Total 25903 1,087,322,200.00		Total	8,821,237.18
Interest Payments	1,153,952.61	Land Area 39.38 Sq. Miles		LIABILITIES, RESERVES, AND SURPLUS	
DEFERRED CHARGES		Net Valuation Taxable-Municipal 1,115,004,363		Cash Liabilities	2,406,601.38
SCHOOL, COUNTY, SPECIAL DISTRICT TAXES	37,447,077.54	Net Valuation Taxable-County 1,419,440,235		Reserves for Receivables	2,599,337.15
RESERVE FOR UNCOLLECTED TAXES	1,977,638.25	State Equalized Valuation 1,501,628,166		Surplus Dec. 31, 1981	3,815,298.65
EXPENDITURES TOTAL 59,930,596.34		State Equalization Ratio 73.78		Total	8,821,237.18

Population 1980 12,298
 Population 1981 12,113
 S & P Rating
 Moody Rating BAA-1

General Tax Rate Per \$100.

5.71

State Equalized Tax Rate

2.23

HAMMONTON TOWN - ATLANTIC COUNTY**Form of Government:****Special Charter - (CH 85 - 1866)****Number of Members on Governing Body - 7**

PER CAPITA:

Gross Debt

614.49

Net Debt

187.59

Debt Service

21.90

Total Tax Levy

407.38

Municipal Expenditures

204.05

PER CENT:

Gross Debt

4.08

Net Debt

1.24

Tax Levy Collected

93.71

Tax Levy Cancelled, Abated

or Adjusted

.24

EXPENDITURES		REVENUES-REALIZED		1981 PROPERTY TAX	
GENERAL GOVERNMENT				STATE EQUALIZED TAX RATE	
Governing Body & Public Boards				Local District School Taxes	1.42
Municipal Clerk				Regional & Consolidated School Tax	
Financial Administration	22,049.57	1981 Property Taxes Collected		School Taxes in Municipal Budget	
Assessment of Taxes	15,640.00	1981 Payments in Lieu of Taxes		County Taxes	.46 *
Collection of Taxes	25,341.82	Delinquent Tax & Lien Collections		County Library Taxes	.02
Planning, Housing & Development	15,900.00	Business Personality Replacement Taxes		Local Municipal Purpose Taxes	.32
Human Resources	100.00	Taxes from Public Utilities		Veteran & Senior Citizen Taxes	
Elections	4,565.86	Other Miscellaneous Tax Revenues		Total Taxes for Rate Computation	2.22
General Administration (other)	244,104.91	State Aid Revenues		Special District Taxes	
JUDICIARY		Federal Aid Revenues		Bank Corp. Taxes	
Municipal Courts	39,773.28	State and Local Fiscal Assistance Act Utilized		Added and Omitted Taxes	
PUBLIC SAFETY		Sale of Acquired Property		Total Taxes Levied - ABSTRACT	
Fire Protection	59,484.30	Other Miscellaneous Revenues		Total Taxes Billed	
Police Protection	565,582.19	Prior Years Surplus Appropriated		1981 TAXES COLLECTED	
Civil Defense & Disaster Control		REVENUES		1981 Taxes Cancelled, Abated or Adjusted	
Environmental Inspection & Control	46,174.11	Reserve For Uncollected Taxes		Transfer to Tax Title Liens or Foreclosed	
Other Public Safety				Balance Outstanding Dec. 31, 1981	
PUBLIC WORKS		CAPITAL OUTLAY		PRIOR YEARS TAXES OUTSTANDING	
Streets and Drainage	460,800.53	Public Enterprises		Balance January 1, 1981	
Sewers and Sewage Processing		Recreation—Culture		Collected in 1981	
Garbage and Trash Disposal		Public Works		Cancelled, Abated or Adjusted 1981	
Public Buildings and Grounds	27,580.00	Buildings and Grounds		Transfers to Tax Title Liens or Foreclosed	
Other Public Works	16,480.00	Library and Education		Balance December 31, 1981	
HEALTH and WELFARE		Conservation		TAX TITLE LIENS OUTSTANDING	
Health Services Except Environmental	15,454.17	All Other		Balance January 1, 1981	
Welfare-Public Assistance	6,100.00	CAPITAL DEBT AUTHORIZED, DECEMBER 31, 1981		Transfer From Taxes	
Hospitals, Clinics, First Aid		ISSUED AND UNISSUED		Redeemed in 1981	
Animal, Insect, & Rodent Control	4,500.00	GROSS DEBT		Cancelled, Abated or Adjusted (1981)	
Other Welfare Services		NET DEBT		Transfers to Foreclosed Property	
RECREATION and CONSERVATION		School		Balance December 31, 1981	
Beaches and Boardwalks	3,600.00	Self-liquidating		PROPERTY ACQUIRED BY DEED OR	
Parks, Playgrounds, Shade Trees	11,640.00	Other		FORECLOSURE	
Land Reclamation & Conservation	808.14	Total		Balance January 1, 1981	
Other Recreational Services	20,600.00	ISSUED AND OUTSTANDING		Transfers From Taxes or Liens	
EDUCATION (excluding schools)		School		Sale for Cash (1981)	
Libraries		Self-Liquidating		Cancelled, Abated or Adjusted (1981)	
Other Educational Services		Other		Balance December 31, 1981	
STATUTORY EXPENDITURES		Total		CURRENT FINANCES DECEMBER 31, 1981	
Pensions & F. I. C. A.	156,939.20	EQUALIZED VALUATION BASIS		ASSETS	
Employee Fringe Benefits	54,303.38	FOR NET DEBT COMPUTATION		Cash Dec. 31, 1981	
Other Statutory Expenditures	12,000.00	REAL PROPERTY VALUATIONS		Taxes Receivable	
CETA And Other Public Employment Programs	14,524.11	Code Class # of Parcels % VAL'N		Tax Title Liens	
MUNICIPAL FUNCTIONS		1 Vacant Land 983 3.50		Foreclosed Property	
CAPITAL IMPROVEMENTS		2 Residential 3115 60.43		Emergencies & Other Deferred Charges	
DEBT SERVICE		3 Farm 766 7.69		State and Federal Aid Receivable	
Principal Payments	140,000.00	4a Commercial 387 18.85		Other Receivables	
Interest Payments	125,223.08	4b Industrial 53 6.61		Total	
		4c Apartments 11 2.92		LIABILITIES, RESERVES, AND SURPLUS	
		Total 5315		Cash Liabilities	
DEFERRED CHARGES		Land Area 41.80 Sq. Miles		Reserves for Receivables	
SCHOOL, COUNTY, SPECIAL DISTRICT TAXES	3,000.00	Net Valuation Taxable-Municipal		Surplus Dec. 31, 1981	
RESERVE FOR UNCOLLECTED TAXES	4,205,846.92	Net Valuation Taxable-County		Total	
EXPENDITURES	355,423.54	State Equalized Valuation			
TOTAL	6,681,539.11	State Equalization Ratio			

Population 1980 1,614
 Population 1981 1,634
 S & P Rating
 Moody Rating

General Tax Rate Per \$100.

3.13

State Equalized Tax Rate

2.71

HAMPTON BOROUGH - HUNTERDON CO.**Form of Government:****Borough Council****Number of Members on Governing Body - 6****PER CAPITA:**

Gross Debt 727.64
 Net Debt 53.24
 Debt Service 3.59
 Total Tax Levy 404.31
 Municipal Expenditures 186.65

PER CENT:

Gross Debt 5.72
 Net Debt .42
 Tax Levy Collected 85.24
 Tax Levy Cancelled, Abated or Adjusted 1.44

EXPENDITURES		REVENUES-REALIZED		1981 PROPERTY TAX	
GENERAL GOVERNMENT				STATE EQUALIZED TAX RATE →	
Governing Body & Public Boards		1981 Property Taxes Collected	562,640.57	Local District School Taxes 1.13	263,012.80
Municipal Clerk		1981 Payments in Lieu of Taxes		Regional & Consolidated School Tax .66	152,380.33
Financial Administration	6,050.00	Delinquent Tax & Lien Collections	37,448.38	School Taxes in Municipal Budget	
Assessment of Taxes	3,100.00	Business Personalty Replacement Taxes	7,716.60	County Taxes .44	101,656.30
Collection of Taxes	4,086.00	Taxes from Public Utilities	31,199.00	County Library Taxes .03	6,520.20
Planning, Housing & Development	22,461.54	Other Miscellaneous Tax Revenues		Local Municipal Purpose Taxes .45	105,014.64
Human Resources		State Aid Revenues	29,172.01	Veteran & Senior Citizen Taxes	8,150.00
Elections		Federal Aid Revenues		Total Taxes for Rate Computation 2.71	636,734.27
General Administration (other)	33,250.00	State and Local Fiscal Assistance Act Utilized	16,052.00	Special District Taxes	
JUDICIARY		Sale of Acquired Property		Bank Corp. Taxes	
Municipal Courts	5,760.00	Other Miscellaneous Revenues	75,218.59	Added and Omitted Taxes	32,055.07
PUBLIC SAFETY		Total	759,447.15	Total Taxes Levied - ABSTRACT	660,639.34
Fire Protection	14,600.00	Prior Years Surplus Appropriated	49,000.00	Total Taxes Billed	660,060.51
Police Protection	48,867.57	REVENUES TOTAL	808,447.15	1981 TAXES COLLECTED	562,640.57
Civil Defense & Disaster Control	300.00	Reserve For Uncollected Taxes	58,294.00	1981 Taxes Cancelled, Abated or Adjusted	9,520.95
Environmental Inspection & Control	7,140.00			Transfer to Tax Title Liens or Foreclosed	10,729.21
Other Public Safety				Balance Outstanding Dec. 31, 1981	77,169.78
PUBLIC WORKS		CAPITAL OUTLAY TOTAL	207,547.91	PRIOR YEARS TAXES OUTSTANDING	
Streets and Drainage	38,919.52	Public Enterprises	143,379.43	Balance January 1, 1981	38,476.36
Sewers and Sewage Processing		Recreation—Culture		Collected in 1981	29,773.14
Garbage and Trash Disposal	16,125.00	Public Works		Cancelled, Abated or Adjusted 1981	59.88
Public Buildings and Grounds	17,000.00	Buildings and Grounds	64,168.48	Transfers to Tax Title Liens or Foreclosed	
Other Public Works		Library and Education		Balance December 31, 1981	8,643.34
HEALTH and WELFARE		Conservation		TAX TITLE LIENS OUTSTANDING	
Health Services Except Environmental	1,200.00	All Other		Balance January 1, 1981	32,836.24
Welfare-Public Assistance	600.00			Transfer From Taxes	10,729.21
Hospitals, Clinics, First Aid	100.00			Redeemed in 1981	7,675.24
Animal, Insect, & Rodent Control				Cancelled, Abated or Adjusted (1981)	.04
Other Welfare Services				Transfers to Foreclosed Property	
RECREATION and CONSERVATION				Balance December 31, 1981	35,890.17
Beaches and Boardwalks				PROPERTY ACQUIRED BY DEED OR FORECLOSURE	
Parks, Playgrounds, Shade Trees	1,500.00			Balance January 1, 1981	
Land Reclamation & Conservation	100.00			Transfers From Taxes or Liens	
Other Recreational Services	3,150.00			Sale for Cash (1981)	
EDUCATION (excluding schools)				Cancelled, Abated or Adjusted (1981)	
Libraries				Balance December 31, 1981	
Other Educational Services	100.00			CURRENT FINANCES DECEMBER 31, 1981	
STATUTORY EXPENDITURES				ASSETS	
Pensions & F. I. C. A.	7,900.00			Cash Dec. 31, 1981	206,262.52
Employee Fringe Benefits	3,000.00			Taxes Receivable	85,813.12
Other Statutory Expenditures	1,500.00			Tax Title Liens	35,890.17
CETA And Other Public Employment Programs				Foreclosed Property	
MUNICIPAL FUNCTIONS TOTAL	236,809.63			Emergencies & Other Deferred Charges	3,334.71
CAPITAL IMPROVEMENTS *MEMO*				State and Federal Aid Receivable	
DEBT SERVICE				Other Receivables	100.00
Principal Payments	5,872.51			Total	331,400.92
Interest Payments				LIABILITIES, RESERVES, AND SURPLUS	
				Cash Liabilities	174,239.86
DEFERRED CHARGES	4,017.19			Reserves for Receivables	121,803.29
SCHOOL, COUNTY, SPECIAL DISTRICT TAXES	523,569.63			Surplus Dec. 31, 1981	35,357.77
RESERVE FOR UNCOLLECTED TAXES	58,294.00			Total	331,400.92
EXPENDITURES TOTAL	828,562.96				

1910

Population 1980 3,916
 Population 1981 4,001
 S & P Rating
 Moody Rating

General Tax Rate Per \$100. 2.42
 State Equalized Tax Rate 2.40

HAMPTON TOWNSHIP - SUSSEX COUNTY
Form of Government:
Township Committee
Number of Members on Governing Body - 5

PER CAPITA:
 Gross Debt 519.14
 Net Debt 49.75
 Debt Service 31.98
 Total Tax Levy 634.68
 Municipal Expenditures 258.51

PER CENT:
 Gross Debt 2.26
 Net Debt .22
 Tax Levy Collected 87.87
 Tax Levy Cancelled, Abated or Adjusted

EXPENDITURES		REVENUES-REALIZED		1981 PROPERTY TAX	
GENERAL GOVERNMENT				STATE EQUALIZED TAX RATE	
Governing Body & Public Boards		1981 Property Taxes Collected	2,229,346.46	Local District School Taxes .69	713,779.50
Municipal Clerk		1981 Payments in Lieu of Taxes		Regional & Consolidated School Tax .90	932,447.79
Financial Administration	16,140.42	Delinquent Tax & Lien Collections	183,224.02	School Taxes in Municipal Budget	
Assessment of Taxes	21,120.43	Business Personalty Replacement Taxes	46,064.36	County Taxes .56 *	580,947.77
Collection of Taxes	37,283.05	Taxes from Public Utilities	168,981.00	County Library Taxes .03	31,019.94
Planning, Housing & Development	10,431.11	Other Miscellaneous Tax Revenues		Local Municipal Purpose Taxes .22	225,232.81
Human Resources		State Aid Revenues	15,728.64	Veteran & Senior Citizen Taxes	35,150.00
Elections		Federal Aid Revenues		Total Taxes for Rate Computation 2.40	2,518,577.81
General Administration (other)	94,227.16	State and Local Fiscal Assistance Act Utilized	33,216.00	Special District Taxes	
JUDICIARY		Sale of Acquired Property		Bank Corp. Taxes	2,225.18
Municipal Courts	10,204.52	Other Miscellaneous Revenues	270,058.44	Added and Omitted Taxes	53,716.00
PUBLIC SAFETY		Total	2,946,660.92	Total Taxes Levied - ABSTRACT	2,539,368.99
Fire Protection	15,734.89	Prior Years Surplus Appropriated	120,500.93	Total Taxes Billed	2,557,143.81
Police Protection	3,740.00	REVENUES TOTAL	3,067,161.85	1981 TAXES COLLECTED	2,229,346.46
Civil Defense & Disaster Control	859.00	Reserve For Uncollected Taxes	286,571.05	1981 Taxes Cancelled, Abated or Adjusted	
Environmental Inspection & Control	12,930.06	CAPITAL OUTLAY TOTAL	42,544.16	Transfer to Tax Title Liens or Foreclosed	
Other Public Safety		Public Enterprises		Balance Outstanding Dec. 31, 1981	307,797.35
PUBLIC WORKS		Recreation—Culture		PRIOR YEARS TAXES OUTSTANDING	
Streets and Drainage	226,979.20	Public Works	37,965.16	Balance January 1, 1981	243,805.39
Sewers and Sewage Processing		Buildings and Grounds	4,579.00	Collected in 1981	177,756.26
Garbage and Trash Disposal	38,600.00	Library and Education		Cancelled, Abated or Adjusted 1981	
Public Buildings and Grounds	11,549.34	Conservation		Transfers to Tax Title Liens or Foreclosed	
Other Public Works		All Other		Balance December 31, 1981	66,049.13
HEALTH and WELFARE		CAPITAL DEBT AUTHORIZED, DECEMBER 31, 1981		TAX TITLE LIENS OUTSTANDING	
Health Services Except Environmental	16,399.09	ISSUED AND UNISSUED		Balance January 1, 1981	254,771.30
Welfare-Public Assistance	1,303.09	School	1,878,055	Transfer From Taxes	
Hospitals, Clinics, First Aid	4,400.00	Self-liquidating		Redeemed in 1981	
Animal, Insect, & Rodent Control	2,217.00	Other	199,040	Cancelled, Abated or Adjusted (1981)	5,467.76
Other Welfare Services		Total	2,077,095	Transfers to Foreclosed Property	
RECREATION and CONSERVATION		ISSUED AND OUTSTANDING		Balance December 31, 1981	249,303.54
Beaches and Boardwalks		School	1,878,055.23	PROPERTY ACQUIRED BY DEED OR	
Parks, Playgrounds, Shade Trees		Self-liquidating		FORECLOSURE	
Land Reclamation & Conservation	300.00	Other	34,587.36	Balance January 1, 1981	
Other Recreational Services	5,543.40	Total	1,912,642.59	Transfers From Taxes or Liens	
EDUCATION (excluding schools)		EQUALIZED VALUATION BASIS		Sale for Cash (1981)	
Libraries		FOR NET DEBT COMPUTATION	91,704,098	Cancelled, Abated or Adjusted (1981)	
Other Educational Services		REAL PROPERTY VALUATIONS		Balance December 31, 1981	
STATUTORY EXPENDITURES		Code Class # of Parcels % VAL'N		CURRENT FINANCES DECEMBER 31, 1981	
Pensions & F. I. C. A.	30,826.11	1 Vacant Land 1625 12.14		ASSETS	
Employee Fringe Benefits	11,438.75	2 Residential 1168 65.07		Cash Dec. 31, 1981	131,851.68
Other Statutory Expenditures	1,736.94	3 Farm 336 7.77		Taxes Receivable	373,846.48
CETA And Other Public Employment Programs		4a Commercial 56 15.02		Tax Title Liens	249,303.54
MUNICIPAL FUNCTIONS TOTAL	575,963.56	4b Industrial		Foreclosed Property	
CAPITAL IMPROVEMENTS *MEMO*		4c Apartments		Emergencies & Other Deferred Charges	75,919.53
DEBT SERVICE		Total 3185	101,976,714.00	State and Federal Aid Receivable	260.00
Principal Payments		Land Area 24.95 Sq. Miles		Other Receivables	146,146.78
Interest Payments	127,967.84	Net Valuation Taxable-Municipal	102,788,825	Total	977,328.01
DEFERRED CHARGES	39,798.96	Net Valuation Taxable-County	96,955,289	LIABILITIES, RESERVES, AND SURPLUS	
SCHOOL, COUNTY, SPECIAL DISTRICT TAXES	2,258,195.00	State Equalized Valuation	103,073,432	Cash Liabilities	136,343.40
RESERVE FOR UNCOLLECTED TAXES	286,571.05	State Equalization Ratio	59.14	Reserves for Receivables	769,250.80
EXPENDITURES TOTAL	3,292,496.41			Surplus Dec. 31, 1981	71,687.81
				Total	977,328.01

*Includes County Health Service Taxes or County Vocational School Taxes. See Table 13.

Population 1980 11,846
 Population 1981 11,857
 S & P Rating
 Maady Rating

General Tax Rate Per \$100.
 6.04
 State Equalized Tax Rate
 1.95

HANOVER TOWNSHIP - MORRIS COUNTY
Form of Government:
Township Committee
Number of Members on Governing Body - 5

PER CAPITA:
 Gross Debt 435.67
 Net Debt
 Debt Service
 Total Tax Levy 978.92
 Municipal Expenditures 376.32

PER CENT:
 Gross Debt 1.02
 Net Debt
 Tax Levy Collected 95.06
 Tax Levy Cancelled, Abated
 or Adjusted .26

EXPENDITURES		REVENUES-REALIZED		1981 PROPERTY TAX	
GENERAL GOVERNMENT				STATE EQUALIZED TAX RATE →	
Governing Body & Public Boards		1981 Property Taxes Collected	11,024,828.88	Local District School Taxes .85	4,760,295.00
Municipal Clerk		1981 Payments in Lieu of Taxes		Regional & Consolidated School Tax .45	2,550,949.82
Financial Administration	48,150.00	Delinquent Tax & Lien Collections	222,575.10	School Taxes in Municipal Budget	
Assessment of Taxes	23,850.00	Business Personalty Replacement Taxes	906,911.72	County Taxes .45	2,522,105.53
Collection of Taxes	36,950.00	Taxes from Public Utilities	959,358.00	County Library Taxes .02	97,363.50
Planning, Housing & Development	42,900.00	Other Miscellaneous Tax Revenues		Local Municipal Purpose Taxes .19	1,076,907.70
Human Resources		State Aid Revenues	79,557.75	Veteran & Senior Citizen Taxes	106,550.00
Elections		Federal Aid Revenues		Total Taxes for Rate Computation 1.96	11,134,171.55
General Administration (other)	549,300.00	State and Local Fiscal Assistance Act Utilized	118,481.71	Special District Taxes	275,687.43
JUDICIARY		Sale of Acquired Property		Bank Corp. Taxes	15,060.50
Municipal Courts	25,200.00	Other Miscellaneous Revenues	835,856.30	Added and Omitted Taxes	288,639.44
PUBLIC SAFETY		Total	14,147,645.46	Total Taxes Levied - ABSTRACT	11,607,008.92
Fire Protection	3,010.00	Prior Years Surplus Appropriated	957,192.93	Total Taxes Billed	11,557,918.12
Police Protection	863,000.00	REVENUES TOTAL	15,104,842.39	1981 TAXES COLLECTED	11,024,828.88
Civil Defense & Disaster Control	1,600.00	Reserve for Uncollected Taxes	989,567.73	1981 Taxes Cancelled, Abated or Adjusted	30,513.38
Environmental Inspection & Control	39,600.00			Transfer to Tax Title Liens or Foreclosed	4,710.88
Other Public Safety		CAPITAL OUTLAY TOTAL	386,041.04	Balance Outstanding Dec. 31, 1981	537,864.98
PUBLIC WORKS				PRIOR YEARS TAXES OUTSTANDING	
Streets and Drainage	830,481.58	Public Enterprises	29,011.29	Balance January 1, 1981	927,138.50
Sewers and Sewage Processing		Recreation—Culture		Collected in 1981	220,422.27
Garbage and Trash Disposal	229,800.00	Public Works	276,507.94	Cancelled, Abated or Adjusted 1981	
Public Buildings and Grounds	105,000.00	Buildings and Grounds	80,521.81	Transfers to Tax Title Liens or Foreclosed	764.56
Other Public Works	2,200.00	Library and Education		Balance December 31, 1981	705,951.27
HEALTH and WELFARE		Conservation		TAX TITLE LIENS OUTSTANDING	
Health Services Except Environmental	62,800.00	All Other		Balance January 1, 1981	6,731.78
Welfare-Public Assistance	5,200.00			Transfer from Taxes	5,901.10
Hospitals, Clinics, First Aid		CAPITAL DEBT AUTHORIZED, DECEMBER 31, 1981		Redeemed in 1981	2,152.83
Animal, Insect, & Rodent Control	9,000.00	ISSUED AND UNISSUED		Cancelled, Abated or Adjusted (1981)	
Other Welfare Services		School	5,165,775	Transfers to Foreclosed Property	
RECREATION and CONSERVATION		Self-Liquidating		Balance December 31, 1981	10,480.00
Beaches and Boardwalks		Other		PROPERTY ACQUIRED BY DEED OR FORECLOSURE	
Parks, Playgrounds, Shade Trees	118,500.00	Total	5,165,775	Balance January 1, 1981	14,225.00
Land Reclamation & Conservation	1,350.00	ISSUED AND OUTSTANDING		Transfers from Taxes or Liens	
Other Recreational Services	85,775.00	School	5,165,775.35	Sale for Cash (1981)	
EDUCATION (excluding schools)		Self-Liquidating		Cancelled, Abated or Adjusted (1981)	
Libraries	22,000.00	Other		Balance December 31, 1981	14,225.00
Other Educational Services	1,630.00	Total	5,165,775.35	CURRENT FINANCES DECEMBER 31, 1981	
STATUTORY EXPENDITURES		EQUALIZED VALUATION BASIS		ASSETS	
Pensions & F. I. C. A.	275,192.93	FOR NET DEBT COMPUTATION	505,412,433	Cash Dec. 31, 1981	2,432,696.09
Employee Fringe Benefits	80,000.00	REAL PROPERTY VALUATIONS		Taxes Receivable	1,243,816.25
Other Statutory Expenditures	10,000.00	Code Class # of Parcels % VAL'N		Tax Title Liens	10,480.00
CETA And Other Public Employment Programs		1 Vacant Land 351 2.69	4,691,900.00	Foreclosed Property	14,225.00
MUNICIPAL FUNCTIONS TOTAL	3,472,489.51	2 Residential 3376 45.21	78,810,500.00	Emergencies & Other Deferred Charges	
CAPITAL IMPROVEMENTS *MEMO*	244,182.23	3 Farm 2 .02	37,400.00	State and Federal Aid Receivable	2,200.00
DEBT SERVICE		4a Commercial 127 12.55	21,881,300.00	Other Receivables	1,388.11
Principal Payments		4b Industrial 102 39.47	68,810,000.00	Total	3,704,805.50
Interest Payments		4c Apartments 5 .06	103,400.00	LIABILITIES, RESERVES, AND SURPLUS	
		Total 3963	174,334,500.00	Cash Liabilities	706,490.86
DEFERRED CHARGES		Land Area 10.80 Sq. Miles		Reserves for Receivables	1,269,909.41
SCHOOL, COUNTY, SPECIAL DISTRICT TAXES	10,226,401.28	Net Valuation Taxable-Municipal	182,665,562	Surplus Dec. 31, 1981	1,728,405.23
RESERVE FOR UNCOLLECTED TAXES	989,567.73	Net Valuation Taxable-County	757,595,896	Total	3,704,805.50
EXPENDITURES TOTAL	14,688,458.52	State Equalized Valuation	547,835,529		
		State Equalization Ratio	32.32		

Population 1980 3,236
 Population 1981 3,376
 S & P Rating
 Moody Rating

General Tax Rate Per \$100.
 2.92
 State Equalized Tax Rate
 1.29

HARDING TOWNSHIP - MORRIS COUNTY
Form of Government:
Township Committee
Number of Members on Governing Body - 5

PER CAPITA:

Gross Debt 521.73
 Net Debt 410.06
 Debt Service 33.37
 Total Tax Levy 990.61
 Municipal Expenditures 486.74

PER CENT:

Gross Debt .84
 Net Debt .66
 Tax Levy Collected 97.55
 Tax Levy Cancelled, Abated or Adjusted .03

EXPENDITURES		REVENUES-REALIZED		1981 PROPERTY TAX	
GENERAL GOVERNMENT				STATE EQUALIZED TAX RATE → .62	
Governing Body & Public Boards		1981 Property Taxes Collected	3,266,336.40	Local District School Taxes	1,549,186.00
Municipal Clerk		1981 Payments in Lieu of Taxes	498.87	Regional & Consolidated School Tax	
Financial Administration	14,715.00	Delinquent Tax & Lien Collections	104,357.32	School Taxes in Municipal Budget	
Assessment of Taxes	13,090.00	Business Personalty Replacement Taxes	18,701.36	County Taxes	813,569.69
Collection of Taxes	14,375.00	Taxes from Public Utilities	283,060.00	County Library Taxes	31,480.26
Planning, Housing & Development	42,745.00	Other Miscellaneous Tax Revenues		Local Municipal Purpose Taxes	834,710.38
Human Resources		State Aid Revenues	22,516.33	Veteran & Senior Citizen Taxes	18,350.00
Elections		Federal Aid Revenues		Total Taxes for Rate Computation	3,247,296.33
General Administration (other)	465,680.50	State and Local Fiscal Assistance Act Utilized	15,907.08	Special District Taxes	4,000.00
JUDICIARY		Sale of Acquired Property		Bank Corp. Taxes	2,087.53
Municipal Courts	22,010.00	Other Miscellaneous Revenues	332,600.24	Added and Omitted Taxes	109,266.40
PUBLIC SAFETY		Total	4,044,017.60	Total Taxes Levied - ABSTRACT	3,344,300.26
Fire Protection	7,360.00	Prior Years Surplus Appropriated	300,000.00	Total Taxes Billed	3,348,284.54
Police Protection	380,000.00	REVENUES TOTAL	4,344,017.60	1981 TAXES COLLECTED	3,260,336.40
Civil Defense & Disaster Control	1,015.00	Reserve For Uncollected Taxes	196,327.64	1981 Taxes Cancelled, Abated or Adjusted	1,149.56
Environmental Inspection & Control	22,251.00	CAPITAL OUTLAY TOTAL	245,871.83	Transfer to Tax Title Liens or Foreclosed	5,696.92
Other Public Safety		Public Enterprises		Balance Outstanding Dec. 31, 1981	75,101.66
PUBLIC WORKS		Recreation—Culture		PRIOR YEARS TAXES OUTSTANDING	
Streets and Drainage	128,427.08	Public Works	98,746.90	Balance January 1, 1981	100,510.15
Sewers and Sewage Processing		Buildings and Grounds	147,124.93	Collected in 1981	101,339.21
Garbage and Trash Disposal		Library and Education		Cancelled, Abated or Adjusted 1981	
Public Buildings and Grounds	56,650.00	Conservation		Transfers to Tax Title Liens or Foreclosed	4,882.58
Other Public Works		All Other		Balance December 31, 1981	287.96
HEALTH and WELFARE		CAPITAL DEBT AUTHORIZED, DECEMBER 31, 1981		TAX TITLE LIENS OUTSTANDING	
Health Services Except Environmental	30,600.00	ISSUED AND UNISSUED		Balance January 1, 1981	3,058.11
Welfare-Public Assistance	340.00	School	377,000	Transfer From Taxes	11,403.82
Hospitals, Clinics, First Aid		Self-liquidating		Redeemed in 1981	3,058.11
Animal, Insect, & Rodent Control	100.00	Other	1,384,371	Cancelled, Abated or Adjusted (1981)	
Other Welfare Services		Total	1,761,371	Transfers to Foreclosed Property	
RECREATION and CONSERVATION		ISSUED AND OUTSTANDING		Balance December 31, 1981	11,403.82
Beaches and Boardwalks		School	367,000.00	PROPERTY ACQUIRED BY DEED OR FORECLOSURE	
Parks, Playgrounds, Shade Trees	4,295.00	Self-Liquidating		Balance January 1, 1981	
Land Reclamation & Conservation	1,500.00	Other	1,383,200.00	Transfers From Taxes or Liens	
Other Recreational Services	2,500.00	Total	1,750,200.00	Sale for Cash (1981)	
EDUCATION (excluding schools)		EQUALIZED VALUATION BASIS		Cancelled, Abated or Adjusted (1981)	
Libraries	1.00	FOR NET DEBT COMPUTATION	210,114,643	Balance December 31, 1981	
Other Educational Services	1,000.00	REAL PROPERTY VALUATIONS		CURRENT FINANCES DECEMBER 31, 1981	
STATUTORY EXPENDITURES		Code Class # of Parcels % VAL'N		ASSETS	
Pensions & F. I. C. A.	81,500.00	1 Vacant Land 248 6.57	7,236,200.00	Cash Dec. 31, 1981	1,084,500.86
Employee Fringe Benefits	23,010.00	2 Residential 1088 87.26	96,074,370.00	Taxes Receivable	75,389.62
Other Statutory Expenditures	1,400.00	3 Farm 113 1.94	2,131,500.00	Tax Title Liens	11,403.82
CETA And Other Public Employment Programs		4a Commercial 35 3.80	4,186,350.00	Foreclosed Property	
MUNICIPAL FUNCTIONS TOTAL	1,318,564.58	4b Industrial 2 .43	468,640.00	Emergencies & Other Deferred Charges	
CAPITAL IMPROVEMENTS *MEMU*	15,000.00	4c Apartments		State and Federal Aid Receivable	67,500.00
DEBT SERVICE		Total 1486	110,097,460.00	Other Receivables	19,790.46
Principal Payments	50,000.00	Land Area 20.50 Sq. Miles		Total	1,258,584.76
Interest Payments	62,654.16	Net Valuation Taxable-Municipal	110,782,823	LIABILITIES, RESERVES, AND SURPLUS	
DEFERRED CHARGES	15,687.76	Net Valuation Taxable-County	243,255,147	Cash Liabilities	539,206.30
SCHOOL, COUNTY, SPECIAL DISTRICT TAXES	2,398,235.95	State Equalized Valuation	250,793,178	Reserves for Receivables	106,583.90
RESERVE FOR UNCOLLECTED TAXES	196,327.64	State Equalization Ratio	44.02	Surplus Dec. 31, 1981	612,794.50
EXPENDITURES TOTAL	4,041,470.09			Total	1,258,584.76

Population 1980 947
Population 1981 985
S & P Rating
Moody Rating

General Tax Rate Per \$100. 2.06
State Equalized Tax Rate 2.20

HARDWICK TOWNSHIP - WARREN CO.**Form of Government:****Township Committee****Number of Members on Governing Body - 3****PER CAPITA:**

Gross Debt 191.78
Net Debt 16.24
Debt Service 9.34
Total Tax Levy 696.78
Municipal Expenditures 206.54

PER CENT:

Gross Debt .63
Net Debt .05
Tax Levy Collected 90.45
Tax Levy Cancelled, Abated or Adjusted .06

EXPENDITURES		REVENUES-REALIZED		1981 PROPERTY TAX	
GENERAL GOVERNMENT				STATE EQUALIZED TAX RATE →	
Governing Body & Public Boards		1981 Property Taxes Collected	622,453.38	Local District School Taxes .52	161,136.00
Municipal Clerk		1981 Payments in Lieu of Taxes		Regional & Consolidated School Tax .97	302,047.29
Financial Administration	6,320.00	Delinquent Tax & Lien Collections	41,625.23	School Taxes in Municipal Budget	
Assessment of Taxes	4,100.00	Business Personalty Replacement Taxes	8,734.56	County Taxes .60 *	185,101.81
Collection of Taxes	3,857.80	Taxes from Public Utilities	72,688.00	County Library Taxes .03	9,875.04
Planning, Housing & Development	3,950.00	Other Miscellaneous Tax Revenues		Local Municipal Purpose Taxes .08	24,073.00
Human Resources		State Aid Revenues	4,213.39	Veteran & Senior Citizen Taxes	8,650.00
Elections		Federal Aid Revenues		Total Taxes for Rate Computation 2.20	690,883.14
General Administration (other)	21,667.23	State and Local Fiscal Assistance Act Utilized	6,540.10	Special District Taxes	
JUDICIARY		Sale of Acquired Property		Bank Corp. Taxes	
Municipal Courts	1,000.00	Other Miscellaneous Revenues	47,110.91	Added and Omitted Taxes	4,046.17
PUBLIC SAFETY		Total	803,365.57	Total Taxes Levied - ABSTRACT	686,329.31
Fire Protection	700.00	Prior Years Surplus Appropriated	58,865.81	Total Taxes Billed	688,153.37
Police Protection	1,305.00	REVENUES TOTAL	862,235.38	1981 TAXES COLLECTED	622,453.38
Civil Defense & Disaster Control	400.00	Reserve For Uncollected Taxes	61,588.30	1981 Taxes Cancelled, Abated or Adjusted	4,560.43
Environmental Inspection & Control	3,570.00			Transfer to Tax Title Liens or Foreclosed	1,954.54
Other Public Safety				Balance Outstanding Dec. 31, 1981	59,184.62
PUBLIC WORKS		CAPITAL OUTLAY TOTAL		PRIOR YEARS TAXES OUTSTANDING	
Streets and Drainage	70,353.22	Public Enterprises		Balance January 1, 1981	45,916.63
Sewers and Sewage Processing		Recreation—Culture		Collected in 1981	41,625.23
Garbage and Trash Disposal	1,400.00	Public Works		Cancelled, Abated or Adjusted 1981	3,333.04
Public Buildings and Grounds	700.00	Buildings and Grounds		Transfers to Tax Title Liens or Foreclosed	951.65
Other Public Works		Library and Education		Balance December 31, 1981	6.51
HEALTH and WELFARE		Conservation		TAX TITLE LIENS OUTSTANDING	
Health Services Except Environmental	375.00	All Other		Balance January 1, 1981	1,026.56
Welfare-Public Assistance	150.00			Transfer From Taxes	3,019.87
Hospitals, Clinics, First Aid	450.00	CAPITAL DEBT AUTHORIZED, DECEMBER 31, 1981		Redeemed in 1981	
Animal, Insect, & Rodent Control	1,085.00	ISSUED AND UNISSUED GROSS DEBT		Cancelled, Abated or Adjusted (1981)	
Other Welfare Services		School 172,904		Transfers to Foreclosed Property	
RECREATION and CONSERVATION		Self-liquidating 16,000	16,000	Balance December 31, 1981	4,046.83
Beaches and Boardwalks		Other 16,000	16,000	PROPERTY ACQUIRED BY DEED OR FORECLOSURE	
Parks, Playgrounds, Shade Trees		Total 188,904		Balance January 1, 1981	
Land Reclamation & Conservation				Transfers From Taxes or Liens	
Other Recreational Services	103.60	ISSUED AND OUTSTANDING		Sale for Cash (1981)	
EDUCATION (excluding schools)		School 172,904.78		Cancelled, Abated or Adjusted (1981)	
Libraries	200.00	Self-Liquidating 16,000.00		Balance December 31, 1981	
Other Educational Services	350.00	Other 16,000.00		CURRENT FINANCES DECEMBER 31, 1981	
STATUTORY EXPENDITURES		Total 188,904.78		ASSETS	
Pensions & F. I. C. A.	5,251.81	EQUALIZED VALUATION BASIS		Cash Dec. 31, 1981	327,082.49
Employee Fringe Benefits	400.00	FOR NET DEBT COMPUTATION	29,860,873	Taxes Receivable	59,191.13
Other Statutory Expenditures	644.90	REAL PROPERTY VALUATIONS		Tax Title Liens	4,046.83
CETA And Other Public Employment Programs		Code Class # of Parcels % VAL'N		Foreclosed Property	
MUNICIPAL FUNCTIONS TOTAL	128,833.56	1 Vacant Land 222 16.15	5,340,100.00	Emergencies & Other Deferred Charges	14,425.44
CAPITAL IMPROVEMENTS *MEMU*	6,540.10	2 Residential 282 70.49	23,302,300.00	State and Federal Aid Receivable	
DEBT SERVICE		3 Farm 160 10.92	3,610,150.00	Other Receivables	7,391.80
Principal Payments	8,000.00	4a Commercial 3 1.90	629,500.00	Total	412,137.69
Interest Payments	1,203.06	4b Industrial 1 .54	177,400.00	LIABILITIES, RESERVES, AND SURPLUS	
		4c Apartments		Cash Liabilities	236,234.37
DEFERRED CHARGES	3,820.14	Total 668	33,059,450.00	Reserves for Receivables	70,629.76
SCHOOL, COUNTY, SPECIAL DISTRICT TAXES	658,160.14	Land Area 17.80 Sq. Miles		Surplus Dec. 31, 1981	105,273.56
RESERVE FOR UNCOLLECTED TAXES	61,588.30	Net Valuation Taxable-Municipal	33,218,796	Total	412,137.69
EXPENDITURES TOTAL	861,605.80	Net Valuation Taxable-County	34,636,204		
		State Equalized Valuation	31,050,254		
		State Equalization Ratio	107.02		

1911

Population 1980 4,553
 Population 1981 4,683
 S & P Rating
 Moody Rating

General Tax Rate Per \$100. 5.51
 State Equalized Tax Rate 2.57

HARDYSTON TOWNSHIP - SUSSEX CO.**Form of Government:****Township Committee****Number of Members on Governing Body - 3****PER CENT:**

Gross Debt 1,203.18
 Net Debt 73.98
 Debt Service
 Total Tax Levy 655.94
 Municipal Expenditures 294.07

Gross Debt 5.29
 Net Debt .33
 Tax Levy Collected 90.93
 Tax Levy Cancelled, Abated or Adjusted

EXPENDITURES		REVENUES-REALIZED		1981 PROPERTY TAX	
GENERAL GOVERNMENT		1981 Property Taxes Collected		STATE EQUALIZED TAX RATE	
Governing Body & Public Boards				Local District School Taxes 1.45	1,730,467.50
Municipal Clerk				Regional & Consolidated School Tax .10	122,424.39
Financial Administration	20,279.32	1981 Payments in Lieu of Taxes	2,791,863.88	School Taxes in Municipal Budget	
Assessment of Taxes	12,632.05	Delinquent Tax & Lien Collections	249,244.60	County Taxes .57 *	682,179.19
Collection of Taxes	17,554.96	Business Personalty Replocement Taxes	43,946.68	County Library Taxes .03	36,502.23
Planning, Housing & Development	17,952.74	Taxes from Public Utilities	209,353.00	Local Municipal Purpose Taxes .41	450,383.86
Human Resources	2,150.00	Other Miscellaneous Tax Revenues		Veteran & Senior Citizen Taxes	36,400.00
Elections	1,094.95	State Aid Revenues	37,839.16	Total Taxes for Rate Computation 2.56	3,058,357.17
General Administration (other)	100,587.50	Federal Aid Revenues		Special District Taxes	
JUDICIARY		State and Local Fiscal Assistance Act Utilized	96,330.00	Bank Corp. Taxes	1,306.38
Municipal Courts	10,964.51	Sale of Acquired Property		Added and Omitted Taxes	8,513.33
PUBLIC SAFETY		Other Miscellaneous Revenues	151,556.91	Total Taxes Levied - ABSTRACT	3,071,776.88
Fire Protection	25,036.11	Total	3,580,214.23	Total Taxes Billed	3,070,470.50
Police Protection	314,093.06	Prior Years Surplus Appropriated	325,000.00	1981 TAXES COLLECTED	2,791,863.88
Civil Defense & Disaster Control	3,824.00	REVENUES TOTAL	3,905,214.23	1981 Taxes Cancelled, Abated or Adjusted	
Environmental Inspection & Control	29,868.99	Reserve For Uncollected Taxes	352,085.00	Transfer to Tax Title Liens or Foreclosed	
Other Public Safety		CAPITAL OUTLAY TOTAL	15,036.97	Balance Outstanding Dec. 31, 1981	278,606.62
PUBLIC WORKS				PRIOR YEARS TAXES OUTSTANDING	
Streets and Drainage	216,595.15	Public Enterprises		Balance January 1, 1981	220,988.80
Sewers and Sewage Processing		Recreation—Culture		Collected in 1981	187,716.83
Garbage and Trash Disposal	19,090.50	Public Works	15,036.97	Cancelled, Abated or Adjusted 1981	
Public Buildings and Grounds	13,237.48	Buildings and Grounds		Transfers to Tax Title Liens or Foreclosed	
Other Public Works	41,502.76	Library and Education		Balance December 31, 1981	33,271.97
HEALTH and WELFARE		Conservation		TAX TITLE LIENS OUTSTANDING	
Health Services Except Environmental	21,641.97	All Other		Balance January 1, 1981	131,796.04
Welfare-Public Assistance	3,952.58	CAPITAL DEBT AUTHORIZED, DECEMBER 31, 1981		Transfer From Taxes	
Hospitals, Clinics, First Aid		ISSUED AND UNISSUED GROSS DEBT NET DEBT		Redeemed in 1981	61,527.77
Animal, Insect, & Rodent Control	6,552.74	School 5,288,040		Cancelled, Abated or Adjusted (1981)	
Other Welfare Services		Self-liquidating 346,460	346,460	Transfers to Foreclosed Property	
RECREATION and CONSERVATION		Other 5,634,501	346,460	Balance December 31, 1981	70,268.27
Beaches and Boardwalks		ISSUED AND OUTSTANDING		PROPERTY ACQUIRED BY DEED OR FORECLOSURE	
Parks, Playgrounds, Shade Trees		School 5,288,040.25		Balance January 1, 1981	95,800.00
Land Reclamation & Conservation		Self-Liquidating 214,000.00		Transfers From Taxes or Liens	
Other Recreational Services	4,310.92	Other 5,502,040.25		Sale for Cash (1981)	
EDUCATION (excluding schools)		Total		Cancelled, Abated or Adjusted (1981)	
Libraries		EQUALIZED VALUATION BASIS FOR NET DEBT COMPUTATION	106,495,476	Balance December 31, 1981	95,800.00
Other Educational Services		REAL PROPERTY VALUATIONS		CURRENT FINANCES DECEMBER 31, 1981	
STATUTORY EXPENDITURES		Code Class # of Parcels % VAL'N ASSESSED VALUATION		ASSETS	
Pensions & F. I. C. A.	44,000.00	1 Vacant Land 601 12.51 6,900,250.00		Cash Dec. 31, 1981	713,076.55
Employee Fringe Benefits	23,756.01	2 Residential 1588 65.76 36,273,880.00		Toxes Receivable	311,878.59
Other Statutory Expenditures	4,459.90	3 Farm 175 6.15 3,350,500.00		Tax Title Liens	70,268.27
CETA and Other Public Employment Programs		4a Commercial 72 7.87 4,339,755.00		Foreclosed Property	95,800.00
MUNICIPAL FUNCTIONS TOTAL	955,138.20	4b Industrial 6 2.02 1,115,800.00		Emergencies & Other Deferred Charges	102,938.31
CAPITAL IMPROVEMENTS *MEMU*	3,300.00	4c Apartments 4 5.70 3,143,200.00		State and Federal Aid Receivable	
DEBT SERVICE		Total	55,163,425.00	Other Receivables	3,265.73
Principal Payments		Land Area 32.50 Sq. Miles		Total	1,297,247.45
Interest Payments		Net Valuation Taxable-Municipal	55,613,794	LIABILITIES, RESERVES, AND SURPLUS	
DEFERRED CHARGES		Net Valuation Taxable-County	112,936,853	Cash Liabilities	161,801.25
SCHOOL, COUNTY, SPECIAL DISTRICT TAXES	2,571,573.31	State Equalized Valuation	118,598,777	Reserves for Receivables	481,232.59
RESERVE FOR UNCOLLECTED TAXES	352,085.00	State Equalization Ratio	46.69	Surplus Dec. 31, 1981	654,213.61
EXPENDITURES TOTAL	3,948,689.86			Total	1,297,247.45

1981/3000

V

Population 1980 2,592
 Population 1981 2,657
 S & P Rating
 Moody Rating

General Tax Rate Per \$100.

2.93

State Equalized Tax Rate

2.18

HARMONY TOWNSHIP - WARREN COUNTY**Form of Government:****Township Committee****Number of Members on Governing Body - 3**

PER CAPITAL:

Gross Debt 56.45

Net Debt

Debt Service

Total Tax Levy 535.21

Municipal Expenditures 183.87

PER CENT:

Gross Debt .25

Net Debt

Tax Levy Collected 92.67

Tax Levy Cancelled, Abated
or Adjusted .43

EXPENDITURES		REVENUES-REALIZED		1981 PROPERTY TAX	
GENERAL GOVERNMENT				STATE EQUALIZED TAX RATE →	
Governing Body & Public Boards		1981 Property Taxes Collected	1,316,979.33	Local District School Taxes 1.61	1,039,404.50
Municipal Clerk		1981 Payments in Lieu of Taxes		Regional & Consolidated School Tax	
Financial Administration	7,800.00	Delinquent Tax & Lien Collections	83,017.92	School Taxes in Municipal Budget	
Assessment of Taxes	8,000.00	Business Personalty Replacement Taxes	60,062.28	County Taxes .55 *	353,463.55
Collection of Taxes	10,200.00	Taxes from Public Utilities	97,621.00	County Library Taxes .03	18,828.24
Planning, Housing & Development	23,400.00	Other Miscellaneous Tax Revenues		Local Municipal Purpose Taxes	
Human Resources		State Aid Revenues	13,921.02	Veteran & Senior Citizen Taxes	27,300.00
Elections		Federal Aid Revenues		Total Taxes for Rate Computation 2.19	1,438,996.69
General Administration (other)	46,436.00	State and Local Fiscal Assistance Act Utilized	14,006.00	Special District Taxes	
JUDICIARY		Sale of Acquired Property		Bank Corp. Taxes	1,279.15
Municipal Courts		Other Miscellaneous Revenues	147,627.59	Added and Omitted Taxes	9,074.66
PUBLIC SAFETY		Total	1,733,237.14	Total Taxes Levied - ABSTRACT	1,422,050.50
Fire Protection	5,000.00	Prior Years Surplus Appropriated	231,871.38	Total Taxes Billed	1,421,115.00
Police Protection	3,500.00	REVENUES	1,965,108.52	1981 TAXES COLLECTED	1,316,979.33
Civil Defense & Disaster Control		Reserve For Uncollected Taxes	107,640.00	1981 Taxes Cancelled, Abated or Adjusted	6,041.66
Environmental Inspection & Control		CAPITAL OUTLAY	5,244.70	Transfer to Tax Title Liens or Foreclosed	1,288.34
Other Public Safety		TOTAL	5,244.70	Balance Outstanding Dec. 31, 1981	56,805.67
PUBLIC WORKS	221,208.00			PRIOR YEARS TAXES OUTSTANDING	
Streets and Drainage		Public Enterprises		Balance January 1, 1981	83,269.66
Sewers and Sewage Processing		Recreation—Culture		Collected in 1981	81,754.41
Garbage and Trash Disposal		Public Works	5,244.70	Cancelled, Abated or Adjusted 1981	72.28
Public Buildings and Grounds		Buildings and Grounds		Transfers to Tax Title Liens or Foreclosed	1,442.97
Other Public Works		Library and Education		Balance December 31, 1981	
HEALTH and WELFARE		Conservation		TAX TITLE LIENS OUTSTANDING	
Health Services Except Environmental	3,400.00	All Other		Balance January 1, 1981	3,726.59
Welfare-Public Assistance	1,100.00	CAPITAL DEBT AUTHORIZED, DECEMBER 31, 1981		Transfer From Taxes	2,977.16
Hospitals, Clinics, First Aid		ISSUED AND UNISSUED		Redeemed in 1981	1,263.51
Animal, Insect, & Rodent Control		GROSS DEBT	150,000	Cancelled, Abated or Adjusted (1981)	3,146.31
Other Welfare Services		School		Transfers to Foreclosed Property	
RECREATION and CONSERVATION		Self-liquidating		Balance December 31, 1981	2,293.93
Beaches and Boardwalks		Other		PROPERTY ACQUIRED BY DEED OR	
Parks, Playgrounds, Shade Trees	5,000.00	Total	150,000	FORECLOSURE	
Land Reclamation & Conservation		ISSUED AND OUTSTANDING		Balance January 1, 1981	
Other Recreational Services	30,000.00	School	150,000.00	Transfers From Taxes or Liens	
EDUCATION (excluding schools)		Self-liquidating		Sale for Cash (1981)	
Libraries		Other		Cancelled, Abated or Adjusted (1981)	
Other Educational Services		Total	150,000.00	Balance December 31, 1981	
STATUTORY EXPENDITURES		EQUALIZED VALUATION BASIS		CURRENT FINANCES DECEMBER 31, 1981	
Pensions & F. I. C. A.	11,564.00	FOR NET DEBT COMPUTATION	59,407.473	ASSETS	
Employee Fringe Benefits	3,500.00	REAL PROPERTY VALUATIONS		Cash Dec. 31, 1981	490,894.04
Other Statutory Expenditures	800.00	Code Class # of Parcels % VAL'N	ASSESSED VALUATION	Taxes Receivable	56,805.67
CETA And Other Public Employment Programs		1 Vacant Land 447 8.84	4,222,650.00	Tax Title Liens	2,293.93
MUNICIPAL FUNCTIONS		2 Residential 801 62.74	29,584,570.00	Foreclosed Property	
CAPITAL IMPROVEMENTS	1,500.00	3 Farm 296 14.90	7,122,331.00	Emergencies & Other Deferred Charges	
DEBT SERVICE		4a Commercial 40 9.77	4,668,650.00	State and Federal Aid Receivable	
Principal Payments		4b Industrial 8 3.23	1,544,660.00	Other Receivables	
Interest Payments		4c Apartments 2 .52	250,130.00	Total	569,993.64
		Total 1594	47,793,471.00	LIABILITIES, RESERVES, AND SURPLUS	
DEFERRED CHARGES		Land Area 24.00 Sq. Miles		Cash Liabilities	247,403.37
SCHOOL, COUNTY, SPECIAL DISTRICT TAXES	1,411,696.69	Net Valuation Taxable-Municipal	48,155,692	Reserves for Receivables	59,099.60
RESERVE FOR UNCOLLECTED TAXES	107,640.00	Net Valuation Taxable-County	66,035,097	Surplus Dec. 31, 1981	243,450.67
EXPENDITURES		State Equalized Valuation	64,570,528	Total	589,993.64
TOTAL	1,900,244.69	State Equalization Ratio	74.51		

Population 1980 4,532
 Population 1981 4,569
 S & P Rating A+
 Moody Rating A-1

General Tax Rate Per \$100. 3.65
 State Equalized Tax Rate 2.42

HARRINGTON PARK BORO. - BERGEN CO.
Form of Government:
Borough Council
Number of Members on Governing Body - 6

PER CAPITAL: Gross Debt 919.49
 Net Debt 736.18
 Debt Service 71.02
 Total Tax Levy 872.29
 Municipal Expenditures 347.64

PER CENT: Gross Debt 2.92
 Net Debt 2.34
 Tax Levy Collected 99.13
 Tax Levy Cancelled, Abated or Adjusted .05

EXPENDITURES		REVENUES-REALIZED		1981 PROPERTY TAX	
GENERAL GOVERNMENT		1981 Property Taxes Collected		STATE EQUALIZED TAX RATE	
Governing Body & Public Boards			3,948,654.98	Local District School Taxes	.92
Municipal Clerk		1981 Payments in Lieu of Taxes		Regional & Consolidated School Tax	.62
Financial Administration	7,000.00	Delinquent Tax & Lien Collections	41,683.77	School Taxes in Municipal Budget	
Assessment of Taxes	14,825.00	Business Personalty Replacement Taxes	11,709.60	County Taxes	.32
Collection of Taxes	3,130.00	Taxes from Public Utilities	304,262.00	County Library Taxes	
Planning, Housing & Development		Other Miscellaneous Tax Revenues		Local Municipal Purpose Taxes	.56
Human Resources		State Aid Revenues	38,700.37	Veteran & Senior Citizen Taxes	
Elections		Federal Aid Revenues		Total Taxes for Rate Computation	2.42
General Administration (other)	154,540.00	State and Local Fiscal Assistance Act Utilized	49,434.39	Special District Taxes	
JUDICIARY		Sale of Acquired Property	1,083.01	Bank Corp. Taxes	2,239.50
Municipal Courts	23,180.00	Other Miscellaneous Revenues	158,408.04	Added and Omitted Taxes	35,914.91
PUBLIC SAFETY		Total	4,553,956.16	Total Taxes Levied - ABSTRACT	3,985,505.86
Fire Protection	59,780.00	Prior Years Surplus Appropriated	275,000.00	Total Taxes Billed	3,983,306.36
Police Protection	321,000.00	REVENUES TOTAL	4,828,956.16	1981 TAXES COLLECTED	3,948,654.98
Civil Defense & Disaster Control	50.00	Reserve For Uncollected Taxes	102,940.26	1981 Taxes Cancelled, Abated or Adjusted	1,899.20
Environmental Inspection & Control	11,800.00	CAPITAL OUTLAY TOTAL	37,365.03	Transfer to Tax Title Liens or Foreclosed	226.30
Other Public Safety				Balance Outstanding Dec. 31, 1981	32,525.68
PUBLIC WORKS				PRIOR YEARS TAXES OUTSTANDING	
Streets and Drainage	175,736.00	Public Enterprises		Balance January 1, 1981	35,092.82
Sewers and Sewage Processing	57,516.05	Recreation—Culture	965.03	Collected in 1981	34,932.82
Garbage and Trash Disposal	150,609.39	Public Works	1,400.00	Cancelled, Abated or Adjusted 1981	160.00
Public Buildings and Grounds	2,500.00	Buildings and Grounds	35,000.00	Transfers to Tax Title Liens or Foreclosed	
Other Public Works	26,800.00	Library and Education		Balance December 31, 1981	
HEALTH and WELFARE		Conservation		TAX TITLE LIENS OUTSTANDING	
Health Services Except Environmental	13,714.58	All Other		Balance January 1, 1981	7,488.97
Welfare-Public Assistance	150.00	CAPITAL DEBT AUTHORIZED, DECEMBER 31, 1981		Transfer From Taxes	226.30
Hospitals, Clinics, First Aid		ISSUED AND UNISSUED GROSS DEBT NET DEBT		Redeemed in 1981	6,750.95
Animal, Insect, & Rodent Control	250.00	School	837,536	Cancelled, Abated or Adjusted (1981)	
Other Welfare Services		Self-Liquidating		Transfers to Foreclosed Property	
RECREATION and CONSERVATION		Other	3,363,600	Balance December 31, 1981	964.32
Beaches and Boardwalks		Total	4,201,136	PROPERTY ACQUIRED BY DEED OR	
Parks, Playgrounds, Shade Trees	9,075.00			FORECLOSURE	
Land Reclamation & Conservation	345.00	ISSUED AND OUTSTANDING		Balance January 1, 1981	68,420.00
Other Recreational Services		School	837,536.07	Transfers From Taxes or Liens	
EDUCATION (excluding schools)		Self-Liquidating		Sale for Cash (1981)	
Libraries	25,000.00	Other	3,262,000.00	Cancelled, Abated or Adjusted (1981)	
Other Educational Services		Total	4,099,536.07	Balance December 31, 1981	68,420.00
STATUTORY EXPENDITURES		EQUALIZED VALUATION BASIS		CURRENT FINANCES DECEMBER 31, 1981	
Pensions & F. I. C. A.	75,686.54	FOR NET DEBT COMPUTATION	144,037,600	ASSETS	
Employee Fringe Benefits	16,850.00	REAL PROPERTY VALUATIONS		Cash Dec. 31, 1981	1,106,440.70
Other Statutory Expenditures	4,345.29	Code Class # of Parcels % VAL'N		Taxes Receivable	32,525.88
CETA And Other Public Employment Programs		1 Vacant Land 92 1.34	1,448,500.00	Tax Title Liens	964.32
MUNICIPAL FUNCTIONS TOTAL	1,153,882.85	2 Residential 1333 89.88	96,867,600.00	Foreclosed Property	68,420.00
CAPITAL IMPROVEMENTS *MEMO*	6,000.00	3 Farm		Emergencies & Other Deferred Charges	
DEBT SERVICE		4a Commercial 88 8.78	9,461,300.00	State and Federal Aid Receivable	968.63
Principal Payments	125,000.00	4b Industrial		Other Receivables	2,516.99
Interest Payments	199,470.00	4c Apartments		Total	1,211,836.52
DEFERRED CHARGES		Total 1513	107,777,400.00	LIABILITIES, RESERVES, AND SURPLUS	
SCHOOL, COUNTY, SPECIAL DISTRICT TAXES	7,054.96	Land Area 2.04 Sq. Miles		Cash Liabilities	334,535.59
RESERVE FOR UNCOLLECTED TAXES	3,035,504.63	Net Valuation Taxable-Municipal	108,147,711	Reserves for Receivables	104,427.19
EXPENDITURES TOTAL	4,623,852.70	Net Valuation Taxable-County	145,245,785	Surplus Dec. 31, 1981	772,873.74
		State Equalized Valuation	163,102,422	Total	1,211,836.52
		State Equalization Ratio	66.23		

0904

Population 1980 **12,242**
 Population 1981 **12,216**
 S & P Rating
 Moody Rating

General Tax Rate Per \$100. **5.93**
 State Equalized Tax Rate **2.88**

HARRISON TOWN - HUDSON COUNTY

Form of Government:

Town Council

Number of Members on Governing Body - 9

PER CAPITAL:

Gross Debt **368.75**
 Net Debt **217.95**
 Debt Service **38.38**
 Total Tax Levy **437.81**
 Municipal Expenditures **707.53**

PER CENT:

Gross Debt **2.49**
 Net Debt **1.47**
 Tax Levy Collected **96.58**
 Tax Levy Cancelled, Abated or Adjusted **2.10**

EXPENDITURES		REVENUES-REALIZED		1981 PROPERTY TAX	
GENERAL GOVERNMENT				STATE EQUALIZED TAX RATE \rightarrow 1.44	
Governing Body & Public Boards	14,500.00	1981 Property Taxes Collected	5,154,119.22	Local District School Taxes	2,657,254.50
Municipal Clerk	116,525.00	1981 Payments in Lieu of Taxes	15,462.97	Regional & Consolidated School Tax	
Financial Administration	93,600.00	Delinquent Tax & Lien Collections	72,153.51	School Taxes in Municipal Budget	
Assessment of Taxes	24,850.00	Business Personalty Replacement Taxes	1,109,918.68	County Taxes	1.44 * 2,659,610.99
Collection of Taxes	73,400.00	Taxes from Public Utilities	6,295,903.00	County Library Taxes	
Planning, Housing & Development	19,550.00	Other Miscellaneous Tax Revenues		Local Municipal Purpose Taxes	
Human Resources	13,000.00	State Aid Revenues	154,643.58	Veteran & Senior Citizen Taxes	64,400.00
Elections	6,000.00	Federal Aid Revenues	63,627.12	Total Taxes for Rate Computation	2.88 5,361,265.49
General Administration (other)	428,140.00	State and Local Fiscal Assistance Act Utilized	350,663.89	Special District Taxes	
JUDICIARY		Sole of Acquired Property		Bank Corp. Taxes	11,956.99
Municipal Courts	90,875.00	Other Miscellaneous Revenues	365,007.28	Added and Omitted Taxes	19,420.52
PUBLIC SAFETY		Total	13,581,539.25	Total Taxes Levied - ABSTRACT	5,346,243.40
Fire Protection	1,584,205.50	Prior Years Surplus Appropriated	1,174,250.00	Total Taxes Billed	5,336,748.44
Police Protection	1,664,493.39	REVENUES TOTAL	14,755,769.25	1981 TAXES COLLECTED	5,154,119.22
Civil Defense & Disaster Control	9,000.00	Reserve For Uncollected Taxes	225,000.00	1981 Taxes Cancelled, Abated or Adjusted	112,075.26
Environmental Inspection & Control	25,025.00	CAPITAL OUTLAY TOTAL	166,345.65	Transfer to Tax Title Liens or Foreclosed	611.10
Other Public Safety	12,710.00			Balance Outstanding Dec. 31, 1981	69,942.66
PUBLIC WORKS				PRIOR YEARS TAXES OUTSTANDING	
Streets and Drainage	1,195,750.00	Public Enterprises		Balance January 1, 1981	296,121.59
Sewers and Sewage Processing	62,010.00	Recreation—Culture	3,825.73	Collected in 1981	72,153.51
Garbage and Trash Disposal	196,000.00	Public Works	96,077.36	Cancelled, Abated or Adjusted 1981	1,764.42
Public Buildings and Grounds	185,275.00	Buildings and Grounds	66,442.76	Transfers to Tax Title Liens or Foreclosed	
Other Public Works		Library and Education		Balance December 31, 1981	222,203.66
HEALTH and WELFARE		Conservation		TAX TITLE LIENS OUTSTANDING	
Health Services Except Environmental	203,875.00	All Other		Balance January 1, 1981	7,797.34
Welfare-Public Assistance	144,650.00			Transfer From Taxes	611.10
Hospitals, Clinics, First Aid	8,000.00			Redeemed in 1981	
Animal, Insect, & Rodent Control	6,000.00			Cancelled, Abated or Adjusted (1981)	
Other Welfare Services				Transfers to Foreclosed Property	
RECREATION and CONSERVATION				Balance December 31, 1981	8,408.44
Beaches and Boardwalks				PROPERTY ACQUIRED BY DEED OR FORECLOSURE	
Parks, Playgrounds, Shade Trees	197,200.00			Balance January 1, 1981	16,700.00
Land Reclamation & Conservation				Transfers From Taxes or Liens	
Other Recreational Services	45,900.00			Sole for Cash (1981)	
EDUCATION (excluding schools)				Cancelled, Abated or Adjusted (1981)	
Libraries	153,100.00			Balance December 31, 1981	16,700.00
Other Educational Services	3,000.00			CURRENT FINANCES DECEMBER 31, 1981	
STATUTORY EXPENDITURES				ASSETS	
Pensions & F. I. C. A.	824,000.02			Cash Dec. 31, 1981	1,937,812.95
Employee Fringe Benefits	480,250.00			Taxes Receivable	292,146.52
Other Statutory Expenditures	10,000.00			Tax Title Liens	8,408.44
CETA And Other Public Employment Programs	49,881.00			Foreclosed Property	16,700.00
MUNICIPAL FUNCTIONS				Emergencies & Other Deferred Charges	60,000.00
CAPITAL IMPROVEMENTS	*MEMO*			State and Federal Aid Receivable	48,664.00
DEBT SERVICE				Other Receivables	5,245.59
Principal Payments	205,000.00			Total	2,368,977.30
Interest Payments	263,879.18			LIABILITIES, RESERVES, AND SURPLUS	
TYPE 1 SCHL DEBT *MEMO	153,008.75			Cash Liabilities	863,378.72
DEFERRED CHARGES				Reserves for Receivables	322,500.35
SCHOOL, COUNTY, SPECIAL DISTRICT TAXES	5,316,865.49			Surplus Dec. 31, 1981	1,183,098.23
RESERVE FOR UNCOLLECTED TAXES	225,000.00			Total	2,368,977.30
EXPENDITURES TOTAL	13,960,032.01				

981.3000

* ABOVE DEBT SERVICE INCLUDES TYPE 1 SCHOOL DEBT

281

*Includes County Health Service Taxes or County Vocational School Taxes. See Table 13.

Population 1980 3,585
 Population 1981 3,649
 S & P Rating
 Moody Rating

General Tax Rate Per \$100. 2.89
 State Equalized Tax Rate 2.18

HARRISON TWP. - GLOUCESTER COUNTY
Form of Government:
Township Committee
Number of Members on Governing Body - 3

PER CAPITA:
 Gross Debt 242.56
 Net Debt
 Debt Service
 Total Tax Levy 465.21
 Municipal Expenditures 205.02

PER CENT:
 Gross Debt 1.44
 Net Debt
 Tax Levy Collected 91.79
 Tax Levy Cancelled, Abated or Adjusted .12

EXPENDITURES		REVENUES-REALIZED		1981 PROPERTY TAX	
GENERAL GOVERNMENT		1981 Property Taxes Collected		STATE EQUALIZED TAX RATE	
Governing Body & Public Boards			1,553,401.41	Local District School Taxes	.76 556,125.00
Municipal Clerk				Regional & Consolidated School Tax	.80 586,548.14
Financial Administration	14,850.00	1981 Payments in Lieu of Taxes	150,528.75	School Taxes in Municipal Budget	
Assessment of Taxes	15,189.92	Delinquent Tax & Lien Collections	38,450.36	County Taxes	.56 406,687.37
Collection of Taxes	11,486.59	Business Personalty Replacement Taxes	195,517.00	County Library Taxes	.02 11,722.56
Planning, Housing & Development	13,211.40	Taxes from Public Utilities	27,660.58	Local Municipal Purpose Taxes	.05 34,176.00
Human Resources		Other Miscellaneous Tax Revenues	19,381.57	Veteran & Senior Citizen Taxes	
Elections	1,451.00	State Aid Revenues	2,754.77	Total Taxes for Rate Computation	2.19 1,623,009.47
General Administration (other)	91,470.73	Federal Aid Revenues	19,439.37	Special District Taxes	
JUDICIARY		State and Local Fiscal Assistance Act Utilized		Bank Corp. Taxes	5,227.26
Municipal Courts	14,917.04	Sale of Acquired Property		Added and Omitted Taxes	14,515.57
PUBLIC SAFETY		Other Miscellaneous Revenues	110,562.53	Total Taxes Levied - ABSTRACT	1,657,540.30
Fire Protection	10,150.00	Total	2,117,756.74	Total Taxes Billed	1,692,313.04
Police Protection	163,614.39	Prior Years Surplus Appropriated	138,644.65	1981 TAXES COLLECTED	1,553,401.41
Civil Defense & Disaster Control	250.00	REVENUES TOTAL	2,256,401.39	1981 Taxes Cancelled, Abated or Adjusted	1,956.34
Environmental Inspection & Control	6,050.00	Reserve For Uncollected Taxes	175,489.13	Transfer to Tax Title Liens or Foreclosed	
Other Public Safety		CAPITAL OUTLAY TOTAL	4,459.00	Balance Outstanding Dec. 31, 1981	136,955.29
PUBLIC WORKS				PRIOR YEARS TAXES OUTSTANDING	
Streets and Drainage	13,934.05	Public Enterprises		Balance January 1, 1981	124,801.48
Sewers and Sewage Processing		Recreation—Culture		Collected in 1981	122,776.77
Garbage and Trash Disposal	46,672.27	Public Works	4,459.00	Cancelled, Abated or Adjusted 1981	1,962.93
Public Buildings and Grounds	17,922.85	Buildings and Grounds		Transfers to Tax Title Liens or Foreclosed	
Other Public Works	2,000.00	Library and Education		Balance December 31, 1981	61.78
HEALTH and WELFARE		Conservation		TAX TITLE LIENS OUTSTANDING	
Health Services Except Environmental	1,971.17	All Other		Balance January 1, 1981	34,953.61
Welfare-Public Assistance	5,562.00	CAPITAL DEBT AUTHORIZED, DECEMBER 31, 1981		Transfer From Taxes	
Hospitals, Clinics, First Aid		ISSUED AND UNISSUED GROSS DEBT NET DEBT		Redeemed in 1981	27,751.58
Animal, Insect, & Rodent Control	2,499.50	School 404,116		Cancelled, Abated or Adjusted (1981)	
Other Welfare Services		Self-liquidating 481,000		Transfers to Foreclosed Property	
RECREATION and CONSERVATION		Other		Balance December 31, 1981	7,201.63
Beaches and Boardwalks		Total 885,116		PROPERTY ACQUIRED BY DEED OR	
Parks, Playgrounds, Shade Trees	3,635.93	ISSUED AND OUTSTANDING		FORECLOSURE	
Land Reclamation & Conservation	2,897.00	School 404,116.42		Balance January 1, 1981	
Other Recreational Services		Self-Liquidating 481,000.00		Transfers From Taxes or Liens	
EDUCATION (excluding schools)		Other		Sale for Cash (1981)	
Libraries		Total 885,116.42		Cancelled, Abated or Adjusted (1981)	
Other Educational Services		EQUALIZED VALUATION BASIS FOR NET DEBT COMPUTATION	61,570,593	Balance December 31, 1981	
STATUTORY EXPENDITURES		REAL PROPERTY VALUATIONS		CURRENT FINANCES DECEMBER 31, 1981	
Pensions & F. I. C. A.	29,055.52	Code Class # of Parcels % VAL'N		ASSETS	
Employee Fringe Benefits	10,000.00	1 Vacant Land 196 4.52	2,428,070.00	Cash Dec. 31, 1981	339,737.88
Other Statutory Expenditures	2,087.40	2 Residential 793 62.39	33,506,650.00	Taxes Receivable	137,017.07
CETA And Other Public Employment Programs	6,193.00	3 Farm 476 22.99	12,349,200.00	Tax Title Liens	7,201.63
MUNICIPAL FUNCTIONS		4a Commercial 61 6.61	3,552,700.00	Foreclosed Property	
CAPITAL IMPROVEMENTS		4b Industrial		Emergencies & Other Deferred Charges	30,863.23
DEBT SERVICE		4c Apartments 3 3.48	1,870,400.00	State and Federal Aid Receivable	
Principal Payments		Total 1529	53,707,020.00	Other Receivables	54,517.19
Interest Payments		Land Area 19.08 Sq. Miles		Total	569,337.00
DEFERRED CHARGES		Net Valuation Taxable-Municipal	55,292,689	LIABILITIES, RESERVES, AND SURPLUS	
SCHOOL, COUNTY, SPECIAL DISTRICT TAXES	1,643,621.47	Net Valuation Taxable-County	66,991,539	Cash Liabilities	74,427.50
RESERVE FOR UNCOLLECTED TAXES	175,489.13	State Equalized Valuation	72,683,127	Reserves for Receivables	194,236.89
EXPENDITURES		State Equalization Ratio 75.54		Surplus Dec. 31, 1981	300,672.61
TOTAL	2,391,748.67			Total	569,337.00

Population 1980 **363**
 Population 1981 **379**
 S & P Rating
 Maady Rating

General Tax Rate Per \$100.

2.07

State Equalized Tax Rate

1.10

HARVEY CEDARS BOROUGH - OCEAN CO.**Form of Government:****Commission (1911)****Number of Members on Governing Body - 3**

PER CAPITA:

Gross Debt **2,779.13**
 Net Debt **177.04**
 Debt Service **2.38**
 Total Tax Levy **3,450.83**
 Municipal Expenditures **1,877.84**

PER CENT:

Gross Debt **1.09**
 Net Debt **.07**
 Tax Levy Collected **95.36**
 Tax Levy Cancelled, Abated
 or Adjusted

EXPENDITURES		REVENUES-REALIZED		1981 PROPERTY TAX	
GENERAL GOVERNMENT				STATE EQUALIZED TAX RATE	
Governing Body & Public Boards	1,000.00	1981 Property Taxes Collected	1,246,575.88	Local District School Taxes	.11 130,701.89
Municipal Clerk	7,100.00	1981 Payments in Lieu of Taxes		Regional & Consolidated School Tax	.25 294,950.83
Financial Administration	13,750.00	Delinquent Tax & Lien Collections	67,428.23	School Taxes in Municipal Budget	
Assessment of Taxes	44,500.00	Business Personalty Replacement Taxes	2,573.96	County Taxes	.40 * 469,253.19
Collection of Taxes	15,125.00	Taxes from Public Utilities	71,525.00	County Library Taxes	.02 26,148.34
Planning, Housing & Development	5,100.00	Other Miscellaneous Tax Revenues		Local Municipal Purpose Taxes	.30 352,109.00
Human Resources		State Aid Revenues	3,303.29	Veteran & Senior Citizen Taxes	
Elections	450.00	Federal Aid Revenues		Total Taxes for Rate Computation	1.08 1,279,813.25
General Administration (other)	58,500.00	State and Local Fiscal Assistance Act Utilized	12,443.00	Special District Taxes	
JUDICIARY		Sale of Acquired Property		Bank Corp. Taxes	675.30
Municipal Courts	4,210.00	Other Miscellaneous Revenues	151,931.50	Added and Omitted Taxes	34,026.29
PUBLIC SAFETY		Total	1,556,164.86	Total Taxes Levied - ABSTRACT	1,307,864.84
Fire Protection	8,000.00	Prior Years Surplus Appropriated	117,500.00	Total Taxes Billed	1,307,189.54
Police Protection	132,920.00	REVENUES	1,673,664.86	1981 TAXES COLLECTED	1,246,575.88
Civil Defense & Disaster Control	1,000.00	Reserve For Uncollected Taxes	103,171.00	1981 Taxes Cancelled, Abated or Adjusted	
Environmental Inspection & Control	7,300.00	CAPITAL OUTLAY	12,350.00	Transfer to Tax Title Liens or Foreclosed	
Other Public Safety		TOTAL	12,350.00	Balance Outstanding Dec. 31, 1981	60,609.66
PUBLIC WORKS				PRIOR YEARS TAXES OUTSTANDING	
Streets and Drainage	85,754.00	Public Enterprises		Balance January 1, 1981	67,428.23
Sewers and Sewage Processing		Recreation—Culture		Collected in 1981	67,428.23
Garbage and Trash Disposal	52,200.00	Public Works	12,350.00	Cancelled, Abated or Adjusted 1981	
Public Buildings and Grounds	17,000.00	Buildings and Grounds		Transfers to Tax Title Liens or Foreclosed	
Other Public Works		Library and Education		Balance December 31, 1981	
HEALTH and WELFARE		Conservation		TAX TITLE LIENS OUTSTANDING	
Health Services Except Environmental	1,000.00	All Other		Balance January 1, 1981	1,403.80
Welfare-Public Assistance		CAPITAL DEBT AUTHORIZED, DECEMBER 31, 1981		Transfer From Taxes	
Hospitals, Clinics, First Aid	3,500.00	ISSUED AND UNISSUED		Redeemed in 1981	
Animal, Insect, & Rodent Control	1,500.00	School	183,790	Cancelled, Abated or Adjusted (1981)	
Other Welfare Services		Self-liquidating	802,401	Transfers to Foreclosed Property	
RECREATION and CONSERVATION		Other	67,100	Balance December 31, 1981	1,403.80
Beaches and Boardwalks	60,400.00	Total	1,053,291	PROPERTY ACQUIRED BY DEED OR	
Parks, Playgrounds, Shade Trees		ISSUED AND OUTSTANDING		FORECLOSURE	
Land Reclamation & Conservation	7,000.00	School	183,750.60	Balance January 1, 1981	9,465.00
Other Recreational Services		Self-Liquidating	774,000.00	Transfers From Taxes or Liens	
EDUCATION (excluding schools)		Other	15,300.00	Sale for Cash (1981)	
Libraries	200.00	Total	973,050.60	Cancelled, Abated or Adjusted (1981)	
Other Educational Services		EQUALIZED VALUATION BASIS		Balance December 31, 1981	9,465.00
STATUTORY EXPENDITURES		FOR NET DEBT COMPUTATION	97,076,571	CURRENT FINANCES DECEMBER 31, 1981	
Pensions & F. I. C. A.	34,717.00	REAL PROPERTY VALUATIONS		ASSETS	
Employee Fringe Benefits	17,500.00	Code Class # of Parcels % VAL'N		Cash Dec. 31, 1981	560,048.92
Other Statutory Expenditures	3,100.00	1 Vacant Land 247 7.84	4,788,900.00	Taxes Receivable	60,609.66
CETA And Other Public Employment Programs		2 Residential 913 88.95	54,326,760.00	Tax Title Liens	1,403.80
MUNICIPAL FUNCTIONS		3 Farm		Foreclosed Property	9,465.00
CAPITAL IMPROVEMENTS		4a Commercial 33 3.20	1,556,950.00	Emergencies & Other Deferred Charges	40,500.00
DEBT SERVICE		4b Industrial		State and Federal Aid Receivable	.50
Principal Payments		4c Apartments		Other Receivables	90,687.63
Interest Payments	902.70	Total	1193	Total	762,715.91
DEFERRED CHARGES		Land Area .55 Sq. Miles		LIABILITIES, RESERVES, AND SURPLUS	
SCHOOL, COUNTY, SPECIAL DISTRICT TAXES	24,800.00	Net Valuation Taxable-Municipal	61,474,014	Cash Liabilities	337,063.67
RESERVE FOR UNCOLLECTED TAXES	921,054.25	Net Valuation Taxable-County	98,650,177	Reserves for Receivables	162,166.09
EXPENDITURES		State Equalized Valuation	115,785,155	Surplus Dec. 31, 1981	263,486.15
TOTAL	1,632,753.95	State Equalization Ratio	52.93	Total	762,715.91

Population 1980	12,160
Population 1981	12,156
S & P Rating	
Maady Rating	

General Tax Rate Per \$100.	2.60
State Equalized Tax Rate	2.05

HASBROUCK HEIGHTS BORO. — BERGEN CO.

Form of Government:

Borough Council

Number of Members on Governing Body – 6

PER CAPITA:

Grass Debt	97.63
Net Debt	73.72
Debt Service	13.54
Total Tax Levy	569.11
Municipal Expenditures	271.43

PER CENT:

Gross Debt	.39
Net Debt	.30
Tax Levy Collected	98.80
Tax Levy Cancelled, Abated or Adjusted	.37

EXPENDITURES		REVENUES-REALIZED		1981 PROPERTY TAXES	
GENERAL GOVERNMENT				STATE EQUALIZED TAX RATE \rightarrow 1.21	
Governing Body & Public Boards	8,363.00	1981 Property Taxes Collected	6,824,757.38	Local District School Taxes	4,036,067.00
Municipal Clerk	32,699.24	1981 Payments in Lieu of Taxes		Regional & Consolidated School Tax	
Financial Administration	11,500.00	Delinquent Tax & Lien Collections	47,943.35	School Taxes in Municipal Budget	
Assessment of Taxes	14,891.98	Business Personalty Replacement Taxes	103,307.76	County Taxes	1,086,793.23
Collection of Taxes	56,294.83	Taxes from Public Utilities	668,251.00	County Library Taxes	
Planning, Housing & Development	11,691.33	Other Miscellaneous Tax Revenues		Local Municipal Purpose Taxes	1,704,248.00
Human Resources		State Aid Revenues	109,902.60	Veteran & Senior Citizen Taxes	131,150.00
Elections	3,419.04	Federal Aid Revenues	5,964.09	Total Taxes for Rate Computation	6,958,258.23
General Administration (other)	263,171.75	State and Local Fiscal Assistance Act Utilized	113,266.00	Special District Taxes	
JUDICIARY		Sale of Acquired Property		Bank Corp. Taxes	13,917.94
Municipal Courts	34,099.02	Other Miscellaneous Revenues	294,415.53	Added and Omitted Taxes	77,067.69
PUBLIC SAFETY		Total	8,167,854.11	Total Taxes Levied - ABSTRACT	6,918,093.86
Fire Protection	106,786.76	Prior Years Surplus Appropriated	460,257.00	Total Taxes Billed	6,907,724.30
Police Protection	832,533.86	REVENUES TOTAL	8,628,111.11	1981 TAXES COLLECTED	6,824,757.38
Civil Defense & Disaster Control		Reserve For Uncollected Taxes	178,578.00	1981 Taxes Cancelled, Abated or Adjusted	25,740.86
Environmental Inspection & Control	21,766.00	CAPITAL OUTLAY TOTAL	110,568.26	Transfer to Tax Title Liens or Foreclosed	2,392.00
Other Public Safety		Public Enterprises		Balance Outstanding Dec. 31, 1981	54,834.06
PUBLIC WORKS		Recreation—Culture		PRIOR YEARS TAXES OUTSTANDING	
Streets and Drainage	210,389.68	Public Works	102,945.21	Balance January 1, 1981	49,328.93
Sewers and Sewage Processing	256,051.03	Buildings and Grounds		Collected in 1981	47,943.35
Garbage and Trash Disposal	232,297.13	Library and Education	8,019.05	Cancelled, Abated or Adjusted 1981	
Public Buildings and Ground.	74,157.42	Conservation		Transfers to Tax Title Liens or Foreclosed	
Other Public Works	63,750.00	All Other		Balance December 31, 1981	1,385.58
HEALTH and WELFARE		CAPITAL DEBT AUTHORIZED, DECEMBER 31, 1981		TAX TITLE LIENS OUTSTANDING	
Health Services Except Environmental	30,540.96	ISSUED AND UNISSUED		Balance January 1, 1981	12,407.20
Welfare-Public Assistance	9,060.00	School	278,600	Transfer From Taxes	2,243.80
Hospitals, Clinics, First Aid		Self-liquidating		Redeemed in 1981	
Animal, Insect, & Rodent Control	3,300.00	Other	908,156	Cancelled, Abated or Adjusted (1981)	
Other Welfare Services		Total	1,186,756	Transfers to Foreclosed Property	
RECREATION and CONSERVATION		ISSUED AND OUTSTANDING		Balance December 31, 1981	14,651.00
Beaches and Boardwalks	111,150.00	School	278,600.00	PROPERTY ACQUIRED BY DEED OR	
Parks, Playgrounds, Shade Trees		Self-liquidating		FORECLOSURE	
Land Reclamation & Conservation	32,680.27	Other	757,275.00	Balance January 1, 1981	313,430.00
Other Recreational Services		Total	1,035,875.00	Transfers From Taxes or Liens	
EDUCATION (excluding schools)		EQUALIZED VALUATION BASIS		Sale for Cash (1981)	
Libraries	85,698.00	FOR NET DEBT COMPUTATION	302,495,239	Cancelled, Abated or Adjusted (1981)	
Other Educational Services		REAL PROPERTY VALUATIONS		Balance December 31, 1981	313,430.00
STATUTORY EXPENDITURES		Code Class # of Parcels % VAL'N		CURRENT FINANCES DECEMBER 31, 1981	
Pensions & F. I. C. A.	237,629.66	1 Vacant Land 158 1.31		ASSETS	
Employee Fringe Benefits	73,875.00	2 Residential 3266 75.38		Cash Dec. 31, 1981	758,131.54
Other Statutory Expenditures	10,000.00	3 Farm		Taxes Receivable	56,219.64
CETA And Other Public Employment Programs	3,709.73	4a Commercial 141 16.90		Tax Title Liens	14,651.00
MUNICIPAL FUNCTIONS TOTAL	2,835,505.69	4b Industrial 10 1.54		Foreclosed Property	313,430.00
CAPITAL IMPROVEMENTS *MEMO*	8,000.00	4c Apartments 24 4.87		Emergencies & Other Deferred Charges	87,959.54
DEBT SERVICE		Total 3599		State and Federal Aid Receivable	
Principal Payments	119,050.00	Land Area 1.50 Sq. Miles		Other Receivables	3,197.58
Interest Payments	45,582.28	Net Valuation Taxable-Municipal	262,717,562	Total	1,233,589.30
DEFERRED CHARGES	120,412.95	Net Valuation Taxable-County	311,987,071	LIABILITIES, RESERVES, AND SURPLUS	
SCHOOL, COUNTY, SPECIAL DISTRICT TAXES	5,122,860.23	State Equalized Valuation	333,213,318	Cash Liabilities	185,674.13
RESERVE FOR UNCOLLECTED TAXES	178,978.00	State Equalization Ratio	78.75	Reserves for Receivables	367,494.22
EXPENDITURES TOTAL	8,422,389.15			Surplus Dec. 31, 1981	660,420.95
				Total	1,233,589.30

Population 1980 **3,509**
 Population 1981 **3,501**
 S & P Rating
 Moody Rating **A**

General Tax Rate Per \$100. **4.06**
 State Equalized Tax Rate **2.32**

HAWORTH BOROUGH - BERGEN COUNTY
Form of Government:
Borough Council
Number of Members on Governing Body - 6

PER CAPITA: Gross Debt **1,363.90** PER CENT: Gross Debt **3.60**
 Net Debt **1,290.85** Net Debt **3.41**
 Debt Service **93.07** Tax Levy Collected **98.04**
 Total Tax Levy **1,004.98** Tax Levy Cancelled, Abated
 Municipal Expenditures **415.04** or Adjusted **.70**

EXPENDITURES		REVENUES-REALIZED		1981 PROPERTY TAX	
GENERAL GOVERNMENT				STATE EQUALIZED TAX RATE .70	
Governing Body & Public Boards		1981 Property Taxes Collected	3,470,854.26	Local District School Taxes	1,064,854.00
Municipal Clerk		1981 Payments in Lieu of Taxes		Regional & Consolidated School Tax	1,062,457.31
Financial Administration	14,540.00	Delinquent Tax & Lien Collections	78,342.73	School Taxes in Municipal Budget	
Assessment of Taxes	5,925.00	Business Personalty Replacement Taxes	19,974.04	County Taxes	511,175.21
Collection of Taxes	6,480.00	Taxes from Public Utilities	421,056.00	County Library Taxes	
Planning, Housing & Development	7,875.00	Other Miscellaneous Tax Revenues		Local Municipal Purpose Taxes	853,010.68
Human Resources		State Aid Revenues	28,632.31	Veteran & Senior Citizen Taxes	23,300.00
Elections	500.00	Federal Aid Revenues		Total Taxes for Rate Computation	3,534,747.20
General Administration (other)	124,115.04	State and Local Fiscal Assistance Act Utilized	30,944.52	Special District Taxes	
JUDICIARY		Sale of Acquired Property	12,000.00	Bank Corp. Taxes	1,568.20
Municipal Courts	11,466.22	Other Miscellaneous Revenues	107,125.16	Added and Omitted Taxes	5,368.36
PUBLIC SAFETY		Total	4,168,969.02	Total Taxes Levied - ABSTRACT	3,518,433.76
Fire Protection	59,200.00	Prior Years Surplus Appropriated	34,758.00	Total Taxes Billed	3,540,165.56
Police Protection	326,411.70	REVENUES TOTAL	4,203,727.02	1981 TAXES COLLECTED	3,470,854.26
Civil Defense & Disaster Control	400.00	Reserve For Uncollected Taxes	44,322.00	1981 Taxes Cancelled, Abated or Adjusted	24,664.83
Environmental Inspection & Control	8,480.00	CAPITAL OUTLAY TOTAL	78,263.68	Transfer to Tax Title Liens or Foreclosed	280.14
Other Public Safety				Balance Outstanding Dec. 31, 1981	44,326.33
PUBLIC WORKS				PRIOR YEARS TAXES OUTSTANDING	
Streets and Drainage	118,174.24	Public Enterprises		Balance January 1, 1981	394,468.27
Sewers and Sewage Processing	54,383.46	Recreation—Culture	1,317.98	Collected in 1981	78,342.73
Garbage and Trash Disposal	67,450.00	Public Works	26,379.00	Cancelled, Abated or Adjusted 1981	312,636.54
Public Buildings and Grounds	20,680.00	Buildings and Grounds	50,566.70	Transfers to Tax Title Liens or Foreclosed	
Other Public Works	25,000.00	Library and Education		Balance December 31, 1981	3,489.00
HEALTH and WELFARE		Conservation		TAX TITLE LIENS OUTSTANDING	
Health Services Except Environmental	5,360.00	All Other		Balance January 1, 1981	1,223.37
Welfare-Public Assistance	425.00	CAPITAL DEBT AUTHORIZED, DECEMBER 31, 1981		Transfer From Taxes	280.14
Hospitals, Clinics, First Aid	600.00	ISSUED AND UNISSUED GROSS DEBT NET DEBT		Redeemed in 1981	
Animal, Insect, & Rodent Control	4,000.00	School 250,119		Cancelled, Abated or Adjusted (1981)	
Other Welfare Services		Self-liquidating		Transfers to Foreclosed Property	
RECREATION and CONSERVATION		Other 4,524,908	4,515,269	Balance December 31, 1981	1,503.51
Beaches and Boardwalks		Total 4,775,027	4,515,269	PROPERTY ACQUIRED BY DEED OR FORECLOSURE	
Parks, Playgrounds, Shade Trees	62,518.22	ISSUED AND OUTSTANDING		Balance January 1, 1981	101,986.00
Land Reclamation & Conservation		School 250,119.30		Transfers From Taxes or Liens	
Other Recreational Services	12,357.00	Self-Liquidating		Sale for Cash (1981)	12,000.00
EDUCATION (excluding schools)		Other 4,433,583.00	4,683,702.30	Cancelled, Abated or Adjusted (1981)	
Libraries	34,748.08	Total		Balance December 31, 1981	89,986.00
Other Educational Services		EQUALIZED VALUATION BASIS		CURRENT FINANCES DECEMBER 31, 1981	
STATUTORY EXPENDITURES		FOR NET DEBT COMPUTATION	132,676,568	ASSETS	
Pensions & F. I. C. A.	74,003.76	REAL PROPERTY VALUATIONS		Cash Dec. 31, 1981	553,971.02
Employee Fringe Benefits	18,000.00	Code Class # of Parcels % VAL'N		Taxes Receivable	47,815.33
Other Statutory Expenditures	4,800.00	1 Vacant Land 48 .65	558,700.00	Tax Title Liens	1,503.51
CETA and Other Public Employment Programs		2 Residential 1076 64.26	72,773,200.00	Foreclosed Property	89,986.00
MUNICIPAL FUNCTIONS		3 Farm 1 .15	133,600.00	Emergencies & Other Deferred Charges	9,782.83
CAPITAL IMPROVEMENTS *MENU*	1,500.00	4a Commercial 48 14.94	12,898,600.00	State and Federal Aid Receivable	
DEBT SERVICE		4b Industrial		Other Receivables	7,789.97
Principal Payments	98,617.00	4c Apartments		Total	750,846.66
Interest Payments	227,219.88	Total 1173	86,364,100.00	LIABILITIES, RESERVES, AND SURPLUS	
DEFERRED CHARGES	15,000.00	Land Area 1.97 Sq. Miles		Cash Liabilities	181,822.91
SCHOOL, COUNTY, SPECIAL DISTRICT TAXES	2,658,486.52	Net Valuation Taxable-Municipal	86,634,262	Reserves for Receivables	140,354.81
RESERVE FOR UNCOLLECTED TAXES	44,332.00	Net Valuation Taxable-County	136,997,149	Surplus Dec. 31, 1981	422,630.94
EXPENDITURES TOTAL	4,111,548.12	State Equalized Valuation	151,416,764	Total	750,846.66
		State Equalization Ratio	57.14		

1604

Population 1980 18,200

Population 1981 18,287

S & P Rating

Moody Rating

General Tax Rate Per \$100.

4.50

State Equalized Tax Rate

2.27

HAWTHORNE BOROUGH - PASSAIC CO.**Form of Government:****Commission (1911)****Number of Members on Governing Body - 3****PER CAPITA:**

Gross Debt 239.54

Net Debt 119.37

Debt Service 5.47

Total Tax Levy 581.14

Municipal Expenditures 206.27

PER CENT:

Gross Debt 1.05

Net Debt .52

Tax Levy Collected 98.48

Tax Levy Cancelled, Abated

or Adjusted .01

EXPENDITURES		REVENUES-REALIZED		1981 PROPERTY TAX	
GENERAL GOVERNMENT				STATE EQUALIZED TAX RATE	
Governing Body & Public Boards		1981 Property Taxes Collected	10,444,530.98	Local District School Taxes	1.42
Municipal Clerk	41,881.00	1981 Payments in Lieu of Taxes		Regional & Consolidated School Tax	
Financial Administration	19,775.00	Delinquent Tax & Lien Collections	215,572.64	School Taxes in Municipal Budget	
Assessment of Taxes	30,900.00	Business Personalty Replacement Taxes	278,340.12	County Taxes	.62
Collection of Taxes	73,285.00	Taxes from Public Utilities	873,242.00	County Library Taxes	
Planning, Housing & Development	30,465.00	Other Miscellaneous Tax Revenues		Local Municipal Purpose Taxes	.23
Human Resources		State Aid Revenues	129,159.23	Veteran & Senior Citizen Taxes	
Elections	4,920.00	Federal Aid Revenues	20,056.95	Total Taxes for Rate Computation	2.27
General Administration (other)	216,531.00	State and Local Fiscal Assistance Act Utilized	120,743.46	Special District Taxes	
JUDICIARY		Sale of Acquired Property		Bank Corp. Taxes	
Municipal Courts	2,555.00	Other Miscellaneous Revenues	600,851.38	Added and Omitted Taxes	
PUBLIC SAFETY		Total	12,742,576.76	Total Taxes Levied - ABSTRACT	
Fire Protection	133,393.00	Prior Years Surplus Appropriated	875,000.00	Total Taxes Billed	
Police Protection	705,778.00	REVENUES TOTAL	13,617,576.76	1981 TAXES COLLECTED	
Civil Defense & Disaster Control	2,050.00	Reserve For Uncollected Taxes	619,010.00	1981 Taxes Cancelled, Abated or Adjusted	
Environmental Inspection & Control	22,067.00	CAPITAL OUTLAY TOTAL	662,544.95	Transfer to Tax Title Liens or Foreclosed	
Other Public Safety		Public Enterprises	12,414.42	Balance Outstanding Dec. 31, 1981	
PUBLIC WORKS		Recreation—Culture		PRIOR YEARS TAXES OUTSTANDING	
Streets and Drainage	372,044.00	Public Works	128,422.01	Balance January 1, 1981	
Sewers and Sewage Processing	271,225.00	Buildings and Grounds	521,708.52	Collected in 1981	
Garbage and Trash Disposal	311,000.00	Library and Education		Cancelled, Abated or Adjusted 1981	
Public Buildings and Grounds	51,584.46	Conservation		Transfers to Tax Title Liens or Foreclosed	
Other Public Works		All Other		Balance December 31, 1981	
HEALTH and WELFARE		CAPITAL DEBT AUTHORIZED, DECEMBER 31, 1981		TAX TITLE LIENS OUTSTANDING	
Health Services Except Environmental	88,085.00	ISSUED AND UNISSUED		Balance January 1, 1981	
Welfare-Public Assistance	6,564.00	School	2,064,000	Transfer From Taxes	
Hospitals, Clinics, First Aid		Self-liquidating	473,514	Redeemed in 1981	
Animal, Insect, & Rodent Control		Other	1,843,000	Cancelled, Abated or Adjusted (1981)	
Other Welfare Services	100.00	Total	4,380,514	Transfers to Foreclosed Property	
RECREATION and CONSERVATION		ISSUED AND OUTSTANDING		Balance December 31, 1981	
Beaches and Boardwalks		School	2,064,000.00	PROPERTY ACQUIRED BY DEED OR	
Parks, Playgrounds, Shade Trees	25,800.00	Self-Liquidating	465,000.00	FORECLOSURE	
Land Reclamation & Conservation		Other	1,843,000.00	Balance January 1, 1981	
Other Recreational Services	119,568.00	Total	4,372,000.00	Transfers From Taxes or Liens	
EDUCATION (excluding schools)		EQUALIZED VALUATION BASIS		Sale for Cash (1981)	
Libraries	135,117.00	FOR NET DEBT COMPUTATION	419,040,647	Cancelled, Abated or Adjusted (1981)	
Other Educational Services		REAL PROPERTY VALUATIONS		Balance December 31, 1981	
STATUTORY EXPENDITURES		Code Class # of Parcels % VAL'N		CURRENT FINANCES DECEMBER 31, 1981	
Pensions & F. I. C. A.	257,200.00	1 Vacant Land 216 1.40		ASSETS	
Employee Fringe Benefits	101,800.00	2 Residential 4896 74.92		Cash Dec. 31, 1981	
Other Statutory Expenditures	6,500.00	3 Farm		Taxes Receivable	
CETA And Other Public Employment Programs	21,000.00	4a Commercial 275 10.15		Tax Title Liens	
MUNICIPAL FUNCTIONS		4b Industrial 112 10.61		Foreclosed Property	
TOTAL	3,052,987.46	4c Apartments 15 2.92		Emergencies & Other Deferred Charges	
CAPITAL IMPROVEMENTS		Total 5514		State and Federal Aid Receivable	
MEMO	44,800.00	Land Area 3.44 Sq. Miles		Other Receivables	
DEBT SERVICE		Net Valuation Taxable-Municipal		Total	
Principal Payments	100,000.00	Net Valuation Taxable-County		LIABILITIES, RESERVES, AND SURPLUS	
Interest Payments		State Equalized Valuation		Cash Liabilities	
DEFERRED CHARGES		State Equalization Ratio		Reserves for Receivables	
SCHOOL, COUNTY, SPECIAL DISTRICT TAXES	9,478,140.60			Surplus Dec. 31, 1981	
RESERVE FOR UNCOLLECTED TAXES	619,010.00			Total	
EXPENDITURES TOTAL	13,250,138.06				

Population 1980 23,013
 Population 1981 22,910
 S & P Rating
 Moody Rating BAA-1

General Tax Rate Per \$100.

3.40

State Equalized Tax Rate

2.36

HAZLET TOWNSHIP - MONMOUTH CO.**Form of Government:****Township Committee****Number of Members on Governing Body - 5****PER CAPITA:**

Gross Debt 335.68
 Net Debt 152.57
 Debt Service 18.41
 Total Tax Levy 401.50
 Municipal Expenditures 175.97

PER CENT:

Gross Debt 2.25
 Net Debt 1.02
 Tax Levy Collected 97.16
 Tax Levy Cancelled, Abated
 or Adjusted

EXPENDITURES		REVENUES-REALIZED		1981 PROPERTY TAX	
GENERAL GOVERNMENT				STATE EQUALIZED TAX RATE	
Governing Body & Public Boards		1981 Property Taxes Collected	8,978,016.08	Local District School Taxes 1.41	5,460,674.00
Municipal Clerk		1981 Payments in Lieu of Taxes	67,764.00	Regional & Consolidated School Tax	
Financial Administration	34,150.46	Delinquent Tax & Lien Collections	114,202.59	School Taxes in Municipal Budget	
Assessment of Taxes	32,266.35	Business Personalty Replacement Taxes	180,213.88	County Taxes .48	1,865,444.37
Collection of Taxes	49,471.00	Taxes from Public Utilities	820,380.00	County Library Taxes .02	69,440.68
Planning, Housing & Development	20,486.54	Other Miscellaneous Tax Revenues		Local Municipal Purpose Taxes .45	1,763,564.42
Human Resources	500.00	State Aid Revenues	222,129.49	Veteran & Senior Citizen Taxes	155,600.00
Elections		Federal Aid Revenues	128,229.66	Total Taxes for Rate Computation 2.36	9,314,723.47
General Administration (other)	594,597.65	State and Local Fiscal Assistance Act Utilized	218,000.00	Special District Taxes	
JUDICIARY		Sale of Acquired Property		Bank Corp. Taxes	14,932.88
Municipal Courts	41,119.00	Other Miscellaneous Revenues	405,148.18	Added and Omitted Taxes	24,365.32
PUBLIC SAFETY		Total	11,134,083.88	Total Taxes Levied - ABSTRACT	9,198,421.67
Fire Protection	297,131.00	Prior Years Surplus Appropriated	269,784.12	Total Taxes Billed	9,183,488.79
Police Protection	1,091,430.72	REVENUES	11,403,868.00	1981 TAXES COLLECTED	8,578,016.08
Civil Defense & Disaster Control	10,150.00	Reserve For Uncollected Taxes	183,285.00	1981 Taxes Cancelled, Abated or Adjusted	
Environmental Inspection & Control	35,165.00	CAPITAL OUTLAY	127,405.24	Transfer to Tax Title Liens or Foreclosed	
Other Public Safety		Total		Balance Outstanding Dec. 31, 1981	205,472.71
PUBLIC WORKS				PRIOR YEARS TAXES OUTSTANDING	
Streets and Drainage	520,727.35	Public Enterprises		Balance January 1, 1981	109,552.98
Sewers and Sewage Processing		Recreation—Culture	84,118.50	Collected in 1981	103,977.99
Garbage and Trash Disposal		Public Works	39,288.23	Cancelled, Abated or Adjusted 1981	
Public Buildings and Grounds	123,676.00	Buildings and Grounds	3,996.51	Transfers to Tax Title Liens or Foreclosed	
Other Public Works		Library and Education		Balance December 31, 1981	5,574.99
HEALTH and WELFARE		Conservation		TAX TITLE LIENS OUTSTANDING	
Health Services Except Environmental	68,363.00	All Other		Balance January 1, 1981	16,760.02
Welfare-Public Assistance	28,808.00	CAPITAL DEBT AUTHORIZED, DECEMBER 31, 1981		Transfer From Taxes	
Hospitals, Clinics, First Aid	1,600.00	ISSUED AND UNISSUED		Redeemed in 1981	10,224.60
Animal, Insect, & Rodent Control		School	3,817,000	Cancelled, Abated or Adjusted (1981)	
Other Welfare Services		Self-liquidating	288,000	Transfers to Foreclosed Property	
RECREATION and CONSERVATION		Other	3,565,515	Balance December 31, 1981	6,535.42
Beaches and Boardwalks		Total	7,690,515	PROPERTY ACQUIRED BY DEED OR FORECLOSURE	
Parks, Playgrounds, Shade Trees		ISSUED AND OUTSTANDING		Balance January 1, 1981	168,650.00
Land Reclamation & Conservation	21,560.00	School	3,817,000.00	Transfers From Taxes or Liens	
Other Recreational Services	114,357.38	Self-Liquidating	288,000.00	Sale for Cash (1981)	
EDUCATION (excluding schools)		Other	3,464,425.00	Cancelled, Abated or Adjusted (1981)	
Libraries	27,962.00	Total	7,569,425.00	Balance December 31, 1981	168,650.00
Other Educational Services		EQUALIZED VALUATION BASIS		CURRENT FINANCES DECEMBER 31, 1981	
STATUTORY EXPENDITURES		FOR NET DEBT COMPUTATION	341,183.507	ASSETS	
Pensions & F. I. C. A.	220,245.95	REAL PROPERTY VALUATIONS		Cash Dec. 31, 1981	1,198,328.03
Employee Fringe Benefits		Code Class # of Parcels % VAL'N		Taxes Receivable	211,047.70
Other Statutory Expenditures	7,300.00	1 Vacant Land 388 2.37	6,342,350.00	Tax Title Liens	6,535.42
CETA And Other Public Employment Programs	60,697.91	2 Residential 5466 82.29	220,334,550.00	Foreclosed Property	168,650.00
MUNICIPAL FUNCTIONS		3 Farm 11 .15	389,050.00	Emergencies & Other Deferred Charges	16,878.22
CAPITAL IMPROVEMENTS		4a Commercial 155 11.81	31,627,200.00	State and Federal Aid Receivable	36,674.30
MEMO		4b Industrial 7 2.18	5,831,000.00	Other Receivables	2,310.00
DEBT SERVICE		4c Apartments 1 1.21	3,245,000.00	Total	1,640,423.67
Principal Payments	105,000.00	Total 6028	267,769,150.00	LIABILITIES, RESERVES, AND SURPLUS	
Interest Payments	316,747.91	Land Area 5.60 Sq. Miles		Cash Liabilities	827,599.25
DEFERRED CHARGES		Net Valuation Taxable-Municipal	269,312,203	Reserves for Receivables	388,543.12
SCHOOL, COUNTY, SPECIAL DISTRICT TAXES	24,598.07	Net Valuation Taxable-County	353,762,340	Surplus Dec. 31, 1981	424,281.30
RESERVE FOR UNCOLLECTED TAXES	7,395,559.05	State Equalized Valuation	387,711,494	Total	1,640,423.67
EXPENDITURES		State Equalization Ratio	69.34		
TOTAL	11,426,555.34				

Population 1980 955
 Population 1981 962
 S & P Rating
 Moody Rating

General Tax Rate Per \$100. 4.36
 State Equalized Tax Rate 2.91

HELMETTA BOROUGH - MIDDLESEX CO.
Form of Government:
Borough Council
Number of Members on Governing Body - 6

PER CAPITA:
 Gross Debt 293.81
 Net Debt 264.24
 Debt Service 49.53
 Total Tax Levy 603.18
 Municipal Expenditures 342.47

PER CENT:
 Gross Debt 1.56
 Net Debt 1.41
 Tax Levy Collected 91.67
 Tax Levy Cancelled, Abated or Adjusted

EXPENDITURES		REVENUES-REALIZED		1981 PROPERTY TAX	
GENERAL GOVERNMENT				STATE EQUALIZED TAX RATE	
Governing Body & Public Boards				Local District School Taxes	1.82 359,396.00
Municipal Clerk				Regional & Consolidated School Tax	
Financial Administration	2,250.00			School Taxes in Municipal Budget	
Assessment of Taxes	3,345.00			County Taxes	.57 112,963.89
Collection of Taxes	9,396.00			County Library Taxes	
Planning, Housing & Development	4,670.00			Local Municipal Purpose Taxes	.53 104,163.39
Human Resources				Veteran & Senior Citizen Taxes	7,100.00
Elections	290.00			Total Taxes for Rate Computation	2.92 583,623.28
General Administration (other)	50,036.14			Special District Taxes	
JUDICIARY				Bank Corp. Taxes	
Municipal Courts	3,000.00			Added and Omitted Taxes	3,739.75
PUBLIC SAFETY				Total Taxes Levied - ABSTRACT	580,263.03
Fire Protection	6,785.00			Total Taxes Billed	580,263.03
Police Protection	90,421.00			1981 TAXES COLLECTED	531,898.44
Civil Defense & Disaster Control	7.00			1981 Taxes Cancelled, Abated or Adjusted	
Environmental Inspection & Control	3,250.00			Transfer to Tax Title Liens or Foreclosed	
Other Public Safety				Balance Outstanding Dec. 31, 1981	48,364.59
PUBLIC WORKS				PRIOR YEARS TAXES OUTSTANDING	
Streets and Drainage	17,575.00			Balance January 1, 1981	52,011.28
Sewers and Sewage Processing				Collected in 1981	37,467.10
Garbage and Trash Disposal	13,250.00			Cancelled, Abated or Adjusted 1981	
Public Buildings and Grounds	6,580.00			Transfers to Tax Title Liens or Foreclosed	
Other Public Works				Balance December 31, 1981	14,544.18
HEALTH and WELFARE				TAX TITLE LIENS OUTSTANDING	
Health Services Except Environmental	2,731.00			Balance January 1, 1981	4,528.60
Welfare-Public Assistance	560.00			Transfer From Taxes	
Hospitals, Clinics, First Aid	100.00			Redeemed in 1981	150.60
Animal, Insect, & Rodent Control				Cancelled, Abated or Adjusted (1981)	
Other Welfare Services				Transfers to Foreclosed Property	
RECREATION and CONSERVATION				Balance December 31, 1981	4,378.00
Beaches and Boardwalks				PROPERTY ACQUIRED BY DEED OR	
Parks, Playgrounds, Shade Trees	25.00			FORECLOSURE	
Land Reclamation & Conservation				Balance January 1, 1981	
Other Recreational Services	1,750.00			Transfers From Taxes or Liens	
EDUCATION (excluding schools)				Sale for Cash (1981)	
Libraries				Cancelled, Abated or Adjusted (1981)	
Other Educational Services				Balance December 31, 1981	
STATUTORY EXPENDITURES				CURRENT FINANCES DECEMBER 31, 1981	
Pensions & F. I. C. A.	11,100.00			ASSETS	
Employee Fringe Benefits				Cash Dec. 31, 1981	200,085.32
Other Statutory Expenditures	1,500.00			Taxes Receivable	62,908.77
CETA And Other Public Employment Programs				Tax Title Liens	4,378.00
MUNICIPAL FUNCTIONS				Foreclosed Property	
CAPITAL IMPROVEMENTS	*MEMO*			Emergencies & Other Deferred Charges	
DEBT SERVICE				State and Federal Aid Receivable	
Principal Payments	20,000.00			Other Receivables	21,613.18
Interest Payments	27,645.00			Total	288,985.27
DEFERRED CHARGES				LIABILITIES, RESERVES, AND SURPLUS	
SCHOOL, COUNTY, SPECIAL DISTRICT TAXES	3,191.00			Cash Liabilities	163,649.63
RESERVE FOR UNCOLLECTED TAXES	472,359.89			Reserves for Receivables	88,899.95
EXPENDITURES	TOTAL			Surplus Dec. 31, 1981	36,435.69
	801,817.03			Total	288,985.27

0419

Population 1980 1,250
 Population 1981 1,244
 S & P Rating
 Moody Rating

General Tax Rate Per \$100. 8.90
 State Equalized Tax Rate 4.37

HI-NELLA BOROUGH - CAMDEN COUNTY

Form of Government:

Borough Council

Number of Members on Governing Body - 6

PER CAPITA:

Gross Debt 93.85
 Net Debt 93.85
 Debt Service 11.75
 Total Tax Levy 333.77
 Municipal Expenditures 188.12

PER CENT:

Gross Debt 1.25
 Net Debt 1.25
 Tax Levy Collected 97.68
 Tax Levy Cancelled, Abated or Adjusted

EXPENDITURES		REVENUES-REALIZED		1981 PROPERTY TAX	
GENERAL GOVERNMENT				STATE EQUALIZED TAX RATE	
Governing Body & Public Boards		1981 Property Taxes Collected	405,445.50	Local District School Taxes 2.36	224,573.05
Municipal Clerk		1981 Payments in Lieu of Taxes		Regional & Consolidated School Tax	
Financial Administration	6,885.00	Delinquent Tax & Lien Collections	13,302.28	School Taxes in Municipal Budget	
Assessment of Taxes	1,575.00	Business Personalty Replacement Taxes	4,456.68	County Taxes 1.22 *	116,045.44
Collection of Taxes	2,475.00	Taxes from Public Utilities	48,369.00	County Library Taxes .03	2,598.31
Planning, Housing & Development	175.00	Other Miscellaneous Tax Revenues		Local Municipal Purpose Taxes .76	71,878.00
Human Resources		State Aid Revenues	23,350.61	Veteran & Senior Citizen Taxes	5,650.00
Elections	1,231.00	Federal Aid Revenues	12,229.15	Total Taxes for Rate Computation 4.37	420,744.80
General Administration (other)	27,337.54	State and Local Fiscal Assistance Act Utilized	12,149.82	Special District Taxes	
JUDICIARY		Sale of Acquired Property		Bank Corp. Taxes	120.23
Municipal Courts	8,906.00	Other Miscellaneous Revenues	88,411.54	Added and Omitted Taxes	
PUBLIC SAFETY		Total	607,755.18	Total Taxes Levied - ABSTRACT	415,215.03
Fire Protection	7,178.00	Prior Years Surplus Appropriated	40,000.00	Total Taxes Billed	415,094.80
Police Protection	38,672.16	REVENUES TOTAL	647,755.18	1981 TAXES COLLECTED	405,445.50
Civil Defense & Disaster Control	25.00	Reserve for Uncollected Taxes	36,451.72	1981 Taxes Cancelled, Abated or Adjusted	
Environmental Inspection & Control	1,025.00	CAPITAL OUTLAY TOTAL	32,708.56	Transfer to Tax Title Liens or Foreclosed	
Other Public Safety				Balance Outstanding Dec. 31, 1981	9,649.30
PUBLIC WORKS				PRIOR YEARS TAXES OUTSTANDING	
Streets and Drainage	6,550.00	Public Enterprises		Balance January 1, 1981	15,635.09
Sewers and Sewage Processing	43,500.00	Recreation—Culture		Collected in 1981	13,302.28
Garbage and Trash Disposal	6,600.00	Public Works	32,708.56	Cancelled, Abated or Adjusted 1981	
Public Buildings and Grounds	4,150.00	Buildings and Grounds		Transfers to Tax Title Liens or Foreclosed	
Other Public Works		Library and Education		Balance December 31, 1981	2,332.81
HEALTH and WELFARE		Conservation		TAX TITLE LIENS OUTSTANDING	
Health Services Except Environmental	100.00	All Other		Balance January 1, 1981	3,908.56
Welfare-Public Assistance	600.00	CAPITAL DEBT AUTHORIZED, DECEMBER 31, 1981		Transfer From Taxes	
Hospitals, Clinics, First Aid		ISSUED AND UNISSUED		Redeemed in 1981	
Animal, Insect, & Rodent Control	600.00	School		Cancelled, Abated or Adjusted (1981)	
Other Welfare Services		Self-liquidating		Transfers to Foreclosed Property	
RECREATION and CONSERVATION		Other	116,748	Balance December 31, 1981	3,908.56
Beaches and Boardwalks		Total	116,748	PROPERTY ACQUIRED BY DEED OR	
Parks, Playgrounds, Shade Trees	2,600.00			FORECLOSURE	
Land Reclamation & Conservation	50.00	ISSUED AND OUTSTANDING		Balance January 1, 1981	950.00
Other Recreational Services		School		Transfers From Taxes or Liens	
EDUCATION (excluding schools)		Self-Liquidating		Sale for Cash (1981)	
Libraries	1,600.00	Other	85,000.00	Cancelled, Abated or Adjusted (1981)	
Other Educational Services		Total	85,000.00	Balance December 31, 1981	950.00
STATUTORY EXPENDITURES		EQUALIZED VALUATION BASIS		CURRENT FINANCES DECEMBER 31, 1981	
Pensions & F. I. C. A.	2,800.00	FOR NET DEBT COMPUTATION	9,358,476	ASSETS	
Employee Fringe Benefits		REAL PROPERTY VALUATIONS		Cash Dec. 31, 1981	193,546.95
Other Statutory Expenditures		Code Class # of Parcels % VAL'N		Taxes Receivable	11,982.11
CETA And Other Public Employment Programs	14,400.00	1 Vacant Land 16 1.92	88,570.00	Tax Title Liens	3,908.56
MUNICIPAL FUNCTIONS TOTAL	179,034.70	2 Residential 124 41.93	1,936,450.00	Foreclosed Property	950.00
CAPITAL IMPROVEMENTS *MEMO*	2,000.00	3 Farm 2 .90	41,612.00	Emergencies & Other Deferred Charges	675.17
DEBT SERVICE		4a Commercial 9 15.13	698,750.00	State and Federal Aid Receivable	
Principal Payments	10,000.00	4b Industrial 1 2.03	93,650.00	Other Receivables	45,095.55
Interest Payments	4,612.49	4c Apartments 3 38.10	1,759,600.00	Total	256,158.74
DEFERRED CHARGES	3,884.86	Total 155	4,618,632.00	LIABILITIES, RESERVES, AND SURPLUS	
SCHOOL, COUNTY, SPECIAL DISTRICT TAXES	343,216.80	Land Area .23 Sq. Miles		Cash Liabilities	64,839.55
RESERVE FOR UNCOLLECTED TAXES	36,491.72	Net Valuation Taxable-Municipal	4,667,404	Reserves for Receivables	61,936.62
EXPENDITURES TOTAL	577,240.57	Net Valuation Taxable-County	9,066,283	Surplus Dec. 31, 1981	129,382.57
		State Equalized Valuation	9,445,785	Total	256,158.74
		State Equalization Ratio	45.15		

*Includes County Health Service Taxes or County Vocational School Taxes. See Table 13.

Population 1980 3,435
 Population 1981 3,437
 S & P Rating
 Moody Rating

General Tax Rate Per \$100. 4.24
 State Equalized Tax Rate 2.53

HIGH BRIDGE BOROUGH - HUNTERDON CO.

Form of Government:

Borough Council

Number of Members on Governing Body - 6

PER CAPITA:

Gross Debt 696.42
 Net Debt 206.82
 Debt Service 14.36
 Total Tax Levy 526.13
 Municipal Expenditures 222.15

PER CENT:

Gross Debt 3.81
 Net Debt 1.13
 Tax Levy Collected 93.41
 Tax Levy Cancelled, Abated or Adjusted .46

EXPENDITURES		REVENUES-REALIZED		1981 PROPERTY TAX	
GENERAL GOVERNMENT				STATE EQUALIZED TAX RATE	
Governing Body & Public Boards		1981 Property Taxes Collected	1,690,730.91	Local District School Taxes	1.01 719,765.50
Municipal Clerk		1981 Payments in Lieu of Taxes		Regional & Consolidated School Tax	.70 496,542.58
Financial Administration	5,806.12	Delinquent Tax & Lien Collections	86,463.51	School Taxes in Municipal Budget	
Assessment of Taxes	4,445.10	Business Personalty Replacement Taxes	84,678.12	County Taxes	.43 307,521.58
Collection of Taxes	6,895.82	Taxes from Public Utilities	76,315.00	County Library Taxes	.03 19,726.35
Planning, Housing & Development	7,738.00	Other Miscellaneous Tax Revenues		Local Municipal Purpose Taxes	.36 254,963.88
Human Resources		State Aid Revenues	55,423.09	Veteran & Senior Citizen Taxes	
Elections		Federal Aid Revenues		Total Taxes for Rate Computation	2.53 1,827,569.89
General Administration (other)	116,648.46	State and Local Fiscal Assistance Act Utilized	26,031.20	Special District Taxes	
JUDICIARY		Sale of Acquired Property		Bank Corp. Taxes	2,307.96
Municipal Courts	8,475.00	Other Miscellaneous Revenues	100,353.54	Added and Omitted Taxes	7,466.24
PUBLIC SAFETY		Total	2,120,035.37	Total Taxes Levied - ABSTRACT	1,808,294.09
Fire Protection	9,592.03	Prior Years Surplus Appropriated	110,000.00	Total Taxes Billed	1,810,040.59
Police Protection	98,402.00	REVENUES TOTAL	2,230,035.37	1981 TAXES COLLECTED	1,690,730.91
Civil Defense & Disaster Control	500.00	Reserve For Uncollected Taxes	138,245.63	1981 Taxes Cancelled, Abated or Adjusted	8,367.37
Environmental Inspection & Control	7,753.60	CAPITAL OUTLAY TOTAL	73,629.62	Transfer to Tax Title Liens or Foreclosed	6,487.97
Other Public Safety				Balance Outstanding Dec. 31, 1981	104,454.34
PUBLIC WORKS				PRIOR YEARS TAXES OUTSTANDING	
Streets and Drainage	108,324.40	Public Enterprises	45,640.00	Balance January 1, 1981	82,539.58
Sewers and Sewage Processing		Recreation—Culture	3,265.71	Collected in 1981	79,322.44
Garbage and Trash Disposal	40,886.38	Public Works	2,600.00	Cancelled, Abated or Adjusted 1981	930.94
Public Buildings and Grounds	15,322.03	Buildings and Grounds	22,103.91	Transfers to Tax Title Liens or Foreclosed	1,023.53
Other Public Works	27,006.00	Library and Education		Balance December 31, 1981	1,262.67
HEALTH and WELFARE		Conservation		TAX TITLE LIENS OUTSTANDING	
Health Services Except Environmental	202.00	All Other		Balance January 1, 1981	15,198.57
Welfare-Public Assistance	2,668.75	CAPITAL DEBT AUTHORIZED, DECEMBER 31, 1981		Transfer From Taxes	7,646.53
Hospitals, Clinics, First Aid		ISSUED AND UNISSUED		Redeemed in 1981	7,141.07
Animal, Insect, & Rodent Control	150.00	GROSS DEBT		Cancelled, Abated or Adjusted (1981)	
Other Welfare Services		School	767,838	Transfers to Foreclosed Property	
RECREATION and CONSERVATION		Self-Liquidating	1,318,171	Balance December 31, 1981	15,704.03
Beaches and Boardwalks		Other	307,576	PROPERTY ACQUIRED BY DEED OR FORECLOSURE	
Parks, Playgrounds, Shade Trees	1,755.00	Total	2,393,585	Balance January 1, 1981	
Land Reclamation & Conservation	50.00	ISSUED AND OUTSTANDING		Transfers From Taxes or Liens	
Other Recreational Services	5,038.13	School	767,575.07	Sale for Cash (1981)	
EDUCATION (excluding schools)		Self-Liquidating	1,248,721.00	Cancelled, Abated or Adjusted (1981)	
Libraries	4,675.00	Other	169,640.62	Balance December 31, 1981	
Other Educational Services		Total	2,185,936.69	CURRENT FINANCES DECEMBER 31, 1981	
STATUTORY EXPENDITURES		EQUALIZED VALUATION BASIS		ASSETS	
Pensions & F. I. C. A.	25,881.00	FOR NET DEBT COMPUTATION	62,774,198	Cash Dec. 31, 1981	719,145.51
Employee Fringe Benefits	22,000.00	REAL PROPERTY VALUATIONS		Taxes Receivable	105,717.01
Other Statutory Expenditures	2,762.00	Code Class # of Parcels % VAL'N		Tax Title Liens	15,704.03
CETA And Other Public Employment Programs		1 Vacant Land 176 5.43	2,285,200.00	Foreclosed Property	
MUNICIPAL FUNCTIONS TOTAL	522,976.82	2 Residential 1016 83.54	35,160,200.00	Emergencies & Other Deferred Charges	37,234.39
CAPITAL IMPROVEMENTS *MEMO*		3 Farm 26 1.59	671,000.00	State and Federal Aid Receivable	2,200.00
DEBT SERVICE		4a Commercial 31 3.74	1,572,600.00	Other Receivables	24,932.94
Principal Payments	40,694.16	4b Industrial 10 5.16	2,173,000.00	Total	904,933.88
Interest Payments	6,658.12	4c Apartments 2 .53	224,700.00	LIABILITIES, RESERVES, AND SURPLUS	
		Total 1261	42,086,700.00	Cash Liabilities	415,597.82
DEFERRED CHARGES	52,942.99	Land Area 2.30 Sq. Miles		Reserves for Receivables	146,353.98
SCHOOL, COUNTY, SPECIAL DISTRICT TAXES	1,543,556.01	Net Valuation Taxable-Municipal	42,470,171	Surplus Dec. 31, 1981	342,582.08
RESERVE FOR UNCOLLECTED TAXES	138,245.63	Net Valuation Taxable-County	69,380,769	Total	904,933.88
EXPENDITURES TOTAL	2,307,073.73	State Equalized Valuation	70,904,952		
		State Equalization Ratio	59.69		

1207

Population 1980 13,396
 Population 1981 13,292
 S & P Rating
 Moody Rating A

General Tax Rate Per \$100. 4.08
 State Equalized Tax Rate 3.28

HIGHLAND PARK BORO. - MIDDLESEX CO.
Form of Government:
Borough Council
Number of Members on Governing Body - 6

PER CAPITA:
 Gross Debt 400.43
 Net Debt 128.18
 Debt Service 12.59
 Total Tax Levy 594.08
 Municipal Expenditures 234.01

PER CENT:
 Gross Debt 2.39
 Net Debt .76
 Tax Levy Collected 97.20
 Tax Levy Cancelled, Abated or Adjusted

EXPENDITURES		REVENUES-REALIZED		1981 PROPERTY TAX	
GENERAL GOVERNMENT				STATE EQUALIZED TAX RATE	
Governing Body & Public Boords		1981 Property Taxes Collected	7,672,960.23	Local District School Taxes	2.08 5,006,530.13
Municipal Clerk		1981 Payments in Lieu of Taxes		Regional & Consolidated School Tax	
Financial Administration	45,025.00	Delinquent Tax & Lien Collections	134,105.91	School Taxes in Municipal Budget	
Assessment of Taxes	17,825.00	Business Personalty Replacement Taxes	133,207.32	County Taxes	.55 1,336,323.58
Collection of Taxes	29,354.00	Taxes from Public Utilities	556,652.37	County Library Taxes	
Planning, Housing & Development	7,646.00	Other Miscellaneous Tax Revenues		Local Municipal Purpose Taxes	.04 1,536,022.87
Human Resources	27,777.00	State Aid Revenues	201,846.44	Veteran & Senior Citizen Taxes	
Elections	5,000.00	Federal Aid Revenues		Total Taxes for Rate Computation	3.27 7,958,526.58
General Administration (other)	336,753.00	State and Local Fiscal Assistance Act Utilized	78,572.63	Special District Taxes	
JUDICIARY		Sale of Acquired Property		Bank Corp. Taxes	10,067.02
Municipal Courts	32,500.00	Other Miscellaneous Revenues		Added and Omitted Taxes	7,587.38
PUBLIC SAFETY		Total	9,084,760.32	Total Taxes Levied - ABSTRACT	7,896,530.98
Fire Protection	146,230.00	Prior Years Surplus Appropriated	300,000.00	Total Taxes Billed	7,894,329.18
Police Protection	800,176.54	REVENUES TOTAL	9,384,760.32	1981 TAXES COLLECTED	7,672,960.23
Civil Defense & Disaster Control	200.00	Reserve For Uncollected Taxes	157,467.16	1981 Taxes Cancelled, Abated or Adjusted	
Environmental Inspection & Control	28,067.00	CAPITAL OUTLAY TOTAL	461,208.75	Transfer to Tax Title Liens or Foreclosed	
Other Public Safety				Balance Outstanding Dec. 31, 1981	221,368.95
PUBLIC WORKS				PRIOR YEARS TAXES OUTSTANDING	
Streets and Drainage	313,055.00	Public Enterprises	52,600.89	Balance January 1, 1981	532,991.75
Sewers and Sewage Processing		Recreation—Culture		Collected in 1981	133,637.41
Gorbage and Trash Disposol	191,860.00	Public Works	349,189.94	Cancelled, Abated or Adjusted 1981	
Public Buildings and Grounds	112,100.00	Buildings and Grounds	59,417.92	Transfers to Tax Title Liens or Foreclosed	
Other Public Works	35,453.27	Library and Education		Balance December 31, 1981	399,354.34
HEALTH and WELFARE		Conservation		TAX TITLE LIENS OUTSTANDING	
Health Services Except Environmental	24,282.00	All Other		Balance January 1, 1981	16,406.88
Welfare-Public Assistance	30,365.00	CAPITAL DEBT AUTHORIZED, DECEMBER 31, 1981		Transfer From Taxes	
Hospitals, Clinics, First Aid		ISSUED AND UNISSUED		Redeemed in 1981	468.50
Animal, Insect, & Rodent Control	5,500.00	School	2,789,000	Cancelled, Abated or Adjusted (1981)	
Other Welfare Services		Self-liquidating	760,000	Transfers to Foreclosed Property	
RECREATION and CONSERVATION		Other	1,773,500	Balance December 31, 1981	15,938.38
Beaches and Boardwalks		Total	5,322,500	PROPERTY ACQUIRED BY DEED OR FORECLOSURE	
Parks, Playgrounds, Shade Trees	100.00	ISSUED AND OUTSTANDING		Balance January 1, 1981	34,356.20
Land Reclamation & Conservation	39,552.00	School		Transfers From Taxes or Liens	
Other Recreational Services		Self-Liquidating	550,000.00	Sale for Cash (1981)	
EDUCATION (excluding schools)		Other	1,250,000.00	Cancelled, Abated or Adjusted (1981)	
Libraries	110,000.00	Total	1,800,000.00	Balance December 31, 1981	34,356.20
Other Educational Services	9,000.00	EQUALIZED VALUATION BASIS		CURRENT FINANCES DECEMBER 31, 1981	
STATUTORY EXPENDITURES		FOR NET DEBT COMPUTATION	222,884,574	ASSETS	
Pensions & F. I. C. A.	268,875.68	REAL PROPERTY VALUATIONS		Cash Dec. 31, 1981	475,506.19
Employee Fringe Benefits	98,700.00	Code Class # of Parcels % VAL'N		Taxes Receivable	620,723.29
Other Statutory Expenditures	25,000.00	1 Vacant Land 131 1.39	2,666,800.00	Tax Title Liens	15,938.38
CETA And Other Public Employment Programs		2 Residential 2597 68.10	130,507,500.00	Foreclosed Property	34,356.20
MUNICIPAL FUNCTIONS		3 Form		Emergencies & Other Deferred Charges	249,150.79
CAPITAL IMPROVEMENTS *MEMO*	34,314.83	4a Commercial 158 9.73	18,649,300.00	State and Federal Aid Receivable	448.78
DEBT SERVICE		4b Industrial 11 2.36	4,525,300.00	Other Receivables	96,216.49
Principal Payments	100,000.00	4c Apartments 52 18.41	35,279,200.00	Total	1,492,340.12
Interest Payments	67,317.50	Total 2949	191,628,100.00	LIABILITIES, RESERVES, AND SURPLUS	
DEFERRED CHARGES		Land Area 1.80 Sq. Miles		Cash Liabilities	411,156.66
SCHOOL, COUNTY, SPECIAL DISTRICT TAXES	41,286.70	Net Valuation Taxable-Municipal	193,302,495	Reserves for Receivables	767,234.36
RESERVE FOR UNCOLLECTED TAXES	6,342,853.71	Net Valuation Taxable-County	249,878,873	Surplus Dec. 31, 1981	313,949.10
EXPENDITURES TOTAL	9,453,321.56	State Equalized Valuation	240,377,841	Total	1,492,340.12
		State Equalization Ratio	60.28		

1317

Population 1980 5,187
 Population 1981 5,100
 S & P Rating
 Moody Rating A

General Tax Rate Per \$100. 4.30
 State Equalized Tax Rate 2.82

HIGHLANDS BOROUGH - MONMOUTH CO.

Form of Government:

Small Municipality Plan C (OMCL 50)

Number of Members on Governing Body - 5

PER CAPITA:

Grass Debt 482.67
 Net Debt 305.39
 Debt Service 21.20
 Total Tax Levy 499.49
 Municipal Expenditures 296.71

PER CENT:

Gross Debt 3.16
 Net Debt 2.00
 Tax Levy Collected 91.42
 Tax Levy Cancelled, Abated or Adjusted .03

EXPENDITURES		REVENUES-REALIZED		1981 PROPERTY TAX	
GENERAL GOVERNMENT				STATE EQUALIZED TAX RATE →	
Governing Body & Public Boards				Local District School Taxes .68	602,653.00
Municipal Clerk	15,700.00	1981 Property Taxes Collected		Regional & Consolidated School Tax 1.01	893,186.99
Financial Administration	36,581.16	1981 Payments in Lieu of Taxes		School Taxes in Municipal Budget	
Assessment of Taxes	13,977.00	Delinquent Tax & Lien Collections		County Taxes .49	430,135.00
Collection of Taxes	34,141.00	Business Personalty Replacement Taxes		County Library Taxes .02	16,002.12
Planning, Housing & Development	14,311.65	Taxes from Public Utilities		Local Municipal Purpose Taxes .62	545,436.63
Human Resources		Other Miscellaneous Tax Revenues		Veteran & Senior Citizen Taxes	54,200.00
Elections	2,500.00	State Aid Revenues		Total Taxes for Rate Computation 2.82	2,541,613.74
General Administration (other)	196,404.48	Federal Aid Revenues		Special District Taxes	
JUDICIARY		State and Local Fiscal Assistance Act Utilized		Bank Corp. Taxes	2,348.99
Municipal Courts	25,012.00	Sale of Acquired Property		Added and Omitted Taxes	57,621.62
PUBLIC SAFETY		Other Miscellaneous Revenues		Total Taxes Levied - ABSTRACT	2,547,384.35
Fire Protection	26,750.00	Total		Total Taxes Billed	2,545,035.36
Police Protection	283,749.21	Prior Years Surplus Appropriated		1981 TAXES COLLECTED	2,326,558.27
Civil Defense & Disaster Control	1,000.00	REVENUES TOTAL		1981 Taxes Cancelled, Abated or Adjusted	859.28
Environmental Inspection & Control	26,450.00	Reserve For Uncollected Taxes		Transfer to Tax Title Liens or Foreclosed	19,004.30
Other Public Safety		CAPITAL OUTLAY TOTAL		Balance Outstanding Dec. 31, 1981	158,613.51
PUBLIC WORKS				PRIOR YEARS TAXES OUTSTANDING	
Streets and Drainage	135,900.00	Public Enterprises		Balance January 1, 1981	185,997.24
Sewers and Sewage Processing		Recreation—Culture		Collected in 1981	134,920.05
Garbage and Trash Disposal	77,649.03	Public Works		Cancelled, Abated or Adjusted 1981	
Public Buildings and Grounds	14,429.62	Buildings and Grounds		Transfers to Tax Title Liens or Foreclosed	4,392.18
Other Public Works	17,737.56	Library and Education		Balance December 31, 1981	46,685.01
HEALTH and WELFARE		Conservation		TAX TITLE LIENS OUTSTANDING	
Health Services Except Environmental	30,616.50	All Other		Balance January 1, 1981	137,457.74
Welfare-Public Assistance	8,292.00	CAPITAL DEBT AUTHORIZED, DECEMBER 31, 1981		Transfer From Taxes	23,869.04
Hospitals, Clinics, First Aid		ISSUED AND UNISSUED GROSS DEBT NET DEBT		Redeemed in 1981	32,431.39
Animal, Insect, & Rodent Control		School 184,133		Cancelled, Abated or Adjusted (1981)	
Other Welfare Services		Self-liquidating 478,500		Transfers to Foreclosed Property	
RECREATION and CONSERVATION		Other 1,799,000		Balance December 31, 1981	128,895.39
Beaches and Baardwalks	3,300.00	Total 2,461,633		PROPERTY ACQUIRED BY DEED OR	
Parks, Playgrounds, Shade Trees	15,000.00	ISSUED AND OUTSTANDING		FORECLOSURE	
Land Reclamation & Conservation		School 184,133.10		Balance January 1, 1981	9,905.00
Other Recreational Services	6,700.00	Self-Liquidating 113,500.00		Transfers From Taxes or Liens	
EDUCATION (excluding schools)		Other 1,731,200.00		Sale for Cash (1981)	
Libraries	1,700.00	Total 2,028,833.10		Cancelled, Abated or Adjusted (1981)	
Other Educational Services	1,500.00	EQUALIZED VALUATION BASIS		Balance December 31, 1981	9,905.00
STATUTORY EXPENDITURES		FOR NET DEBT COMPUTATION		CURRENT FINANCES DECEMBER 31, 1981	
Pensions & F. I. C. A.	72,568.53	REAL PROPERTY VALUATIONS		ASSETS	
Employee Fringe Benefits	24,600.00	Code Class # of Parcels % VAL'N		Cash Dec. 31, 1981	538,375.50
Other Statutory Expenditures	7,500.00	1 Vacant Land 172 1.86		Taxes Receivable	245,298.52
CETA And Other Public Employment Programs	37,740.92	2 Residential 1543 71.76		Tax Title Liens	128,895.39
MUNICIPAL FUNCTIONS TOTAL	1,131,810.66	3 Farm		Foreclosed Property	9,905.00
CAPITAL IMPROVEMENTS *MEMO*	12,325.24	4a Commercial 131 13.39		Emergencies & Other Deferred Charges	30,882.54
DEBT SERVICE		4b Industrial 1 .13		State and Federal Aid Receivable	290.00
Principal Payments	45,800.00	4c Apartments 23 12.86		Other Receivables	28,927.18
Interest Payments	62,296.02	Total 1870		Total	982,574.53
DEFERRED CHARGES	21,891.10	Land Area .64 Sq. Miles		LIABILITIES, RESERVES, AND SURPLUS	
SCHOOL, COUNTY, SPECIAL DISTRICT TAXES	1,941,977.11	Net Valuation Taxable-Municipal		Cash Liabilities	135,326.76
RESERVE FOR UNCOLLECTED TAXES	251,438.12	Net Valuation Taxable-County		Reserves for Receivables	409,385.48
EXPENDITURES TOTAL	3,455,213.01	State Equalized Valuation		Surplus Dec. 31, 1981	437,862.29
		State Equalization Ratio		Total	982,574.53

Population 1980 4,581
 Population 1981 4,527
 S & P Rating
 Moody Rating A

General Tax Rate Per \$100. 5.92
 State Equalized Tax Rate 3.06

HIGHTSTOWN BOROUGH - MERCER CO.

Form of Government:

Borough Council

Number of Members on Governing Body - 6

PER CAPITA:

Gross Debt 926.72
 Net Debt 268.60
 Debt Service 23.87
 Total Tax Levy 590.49
 Municipal Expenditures 276.03

PER CENT:

Gross Debt 5.70
 Net Debt 1.65
 Tax Levy Collected 95.51
 Tax Levy Cancelled, Abated or Adjusted 11

EXPENDITURES		REVENUES-REALIZED		1981 PROPERTY TAX	
GENERAL GOVERNMENT				STATE EQUALIZED TAX RATE	
Governing Body & Public Boards		1981 Property Taxes Collected	2,551,530.31	Local District School Taxes	
Municipal Clerk		1981 Payments in Lieu of Taxes		Regional & Consolidated School Tax	1.56
Financial Administration	14,010.00	Delinquent Tax & Lien Collections	86,632.07	School Taxes in Municipal Budget	
Assessment of Taxes	14,830.00	Business Personalty Replacement Taxes	86,806.48	County Taxes	.79
Collection of Taxes	6,550.00	Taxes from Public Utilities	231,412.00	County Library Taxes	.04
Planning, Housing & Development	7,400.00	Other Miscellaneous Tax Revenues	553.86	Local Municipal Purpose Taxes	.66
Human Resources	3,000.00	State Aid Revenues	81,277.32	Veteran & Senior Citizen Taxes	
Elections	1,000.00	Federal Aid Revenues		Total Taxes for Rate Computation	3.05
General Administration (other)	121,018.00	State and Local Fiscal Assistance Act Utilized	30,292.00	Special District Taxes	
JUDICIARY		Sale of Acquired Property		Bank Corp. Taxes	2,542.49
Municipal Courts	19,025.00	Other Miscellaneous Revenues	98,046.73	Added and Omitted Taxes	16,335.30
PUBLIC SAFETY		Total	3,166,552.77	Total Taxes Levied - ABSTRACT	2,673,157.50
Fire Protection	20,500.00	Prior Years Surplus Appropriated	125,000.00	Total Taxes Billed	2,671,379.94
Police Protection	380,850.92	REVENUES TOTAL	3,291,552.77	1981 TAXES COLLECTED	2,551,530.31
Civil Defense & Disaster Control	400.00	Reserve For Uncollected Taxes	125,000.00	1981 Taxes Cancelled, Abated or Adjusted	3,026.06
Environmental Inspection & Control	3,850.00	CAPITAL OUTLAY	TOTAL	Transfer to Tax Title Liens or Foreclosed	6,369.92
Other Public Safety			272,860.34	Balance Outstanding Dec. 31, 1981	110,453.65
PUBLIC WORKS		Public Enterprises	3,233.16	PRIOR YEARS TAXES OUTSTANDING	
Streets and Drainage	111,936.71	Recreation—Culture		Balance January 1, 1981	115,396.65
Sewers and Sewage Processing		Public Works	250,115.73	Collected in 1981	64,532.07
Garbage and Trash Disposal	115,650.00	Buildings and Grounds	19,507.45	Cancelled, Abated or Adjusted 1981	
Public Buildings and Grounds	38,778.00	Library and Education		Transfers to Tax Title Liens or Foreclosed	589.33
Other Public Works		Conservation		Balance December 31, 1981	30,275.25
HEALTH and WELFARE		All Other		TAX TITLE LIENS OUTSTANDING	
Health Services Except Environmental	29,550.00	CAPITAL DEBT AUTHORIZED, DECEMBER 31, 1981		Balance January 1, 1981	27,144.18
Welfare-Public Assistance	9,000.00	ISSUED AND UNISSUED		Transfer From Taxes	6,959.25
Hospitals, Clinics, First Aid		School	2,270,827	Redeemed in 1981	2,100.00
Animal, Insect, & Rodent Control	2,050.00	Self-liquidating	708,500	Cancelled, Abated or Adjusted (1981)	
Other Welfare Services	600.00	Other	1,215,950	Transfers to Foreclosed Property	
RECREATION and CONSERVATION		Total	4,195,277	Balance December 31, 1981	32,003.43
Beaches and Boardwalks		ISSUED AND OUTSTANDING		PROPERTY ACQUIRED BY DEED OR FORECLOSURE	
Parks, Playgrounds, Shade Trees	11,255.00	School	2,270,827.08	Balance January 1, 1981	
Land Reclamation & Conservation		Self-Liquidating	670,500.00	Transfers From Taxes or Liens	
Other Recreational Services	11,955.00	Other	1,129,500.00	Sale for Cash (1981)	
EDUCATION (excluding schools)		Total	4,070,827.08	Cancelled, Abated or Adjusted (1981)	
Libraries		EQUALIZED VALUATION BASIS		Balance December 31, 1981	
Other Educational Services		FOR NET DEBT COMPUTATION	73,567,601	CURRENT FINANCES DECEMBER 31, 1981	
STATUTORY EXPENDITURES		REAL PROPERTY VALUATIONS		ASSETS	
Pensions & F. I. C. A.	66,400.08	Code Class # of Parcels % VAL'N		Cash Dec. 31, 1981	268,922.36
Employee Fringe Benefits	24,000.00	1 Vacant Land 91 1.12	476,100.00	Taxes Receivable	140,728.50
Other Statutory Expenditures	2,900.00	2 Residential 1088 66.62	28,390,000.00	Tax Title Liens	32,003.43
CETA And Other Public Employment Programs		3 Farm 10 .64	274,300.00	Foreclosed Property	
MUNICIPAL FUNCTIONS		4a Commercial 99 17.64	7,515,200.00	Emergencies & Other Deferred Charges	
CAPITAL IMPROVEMENTS	*MEMO*	4b Industrial 11 5.78	2,461,600.00	State and Federal Aid Receivable	
DEBT SERVICE		4c Apartments 7 8.20	3,495,100.00	Other Receivables	900.00
Principal Payments	49,000.00	Total 1306	42,616,300.00	Total	442,554.69
Interest Payments	59,075.52	Land Area 1.23 Sq. Miles		LIABILITIES, RESERVES, AND SURPLUS	
DEFERRED CHARGES		Net Valuation Taxable-Municipal	44,813,127	Cash Liabilities	156,836.11
SCHOOL, COUNTY, SPECIAL DISTRICT TAXES	2,079,801.71	Net Valuation Taxable-County	78,368,279	Reserves for Receivables	173,632.33
RESERVE FOR UNCOLLECTED TAXES	125,000.00	State Equalized Valuation	84,675,253	Surplus Dec. 31, 1981	112,086.25
EXPENDITURES	TOTAL	State Equalization Ratio	51.68	Total	442,554.69

1810

Population 1980 19,061
 Population 1981 19,949
 S & P Rating
 Moody Rating A

General Tax Rate Per \$100.

5.16
 State Equalized Tax Rate
 2.11

HILLSBOROUGH TWP. - SOMERSET CO.**Form of Government:****Township Council****Number of Members on Governing Body - 5****PER CAPITA:**

Gross Debt 572.06
 Net Debt 326.19
 Debt Service 45.23
 Total Tax Levy 226.99
 Municipal Expenditures 255.39

PER CENT:

Gross Debt 2.37
 Net Debt 1.35
 Tax Levy Collected 94.86
 Tax Levy Cancelled, Abated or Adjusted .43

EXPENDITURES		REVENUES-REALIZED		1981 PROPERTY TAX	
GENERAL GOVERNMENT		STATE EQUALIZED TAX RATE		1.50	
Governing Body & Public Boards		1981 Property Taxes Collected	11,851,826.93	Local District School Taxes	8,268,718.22
Municipal Clerk		1981 Payments in Lieu of Taxes		Regional & Consolidated School Tax	
Financial Administration	34,225.25	Delinquent Tax & Lien Collections	633,765.99	School Taxes in Municipal Budget	
Assessment of Taxes	257,187.83	Business Personalty Replacement Taxes	202,535.80	County Taxes	2,408,061.78
Collection of Taxes	66,176.75	Taxes from Public Utilities	1,498,335.00	County Library Taxes	160,041.61
Planning, Housing & Development	76,850.98	Other Miscellaneous Tax Revenues		Local Municipal Purpose Taxes	853,346.41
Human Resources		State Aid Revenues	84,267.70	Veteran & Senior Citizen Taxes	94,850.00
Elections	3,430.73	Federal Aid Revenues	19,283.57	Total Taxes for Rate Computation	11,785,018.02
General Administration (other)	528,477.62	State and Local Fiscal Assistance Act Utilized	194,940.62	Special District Taxes	226,585.45
JUDICIARY		Sale of Acquired Property		Bank Corp. Taxes	15,057.68
Municipal Courts	32,878.83	Other Miscellaneous Revenues	794,873.64	Added and Omitted Taxes	575,977.26
PUBLIC SAFETY		Total	15,279,829.25	Total Taxes Levied - ABSTRACT	12,507,788.41
Fire Protection	115,497.00	Prior Years Surplus Appropriated	1,072,000.00	Total Taxes Billed	12,494,372.06
Police Protection	855,306.24	REVENUES TOTAL	16,351,829.25	1981 TAXES COLLECTED	11,851,826.93
Civil Defense & Disaster Control		Reserve For Uncollected Taxes	791,923.90	1981 Taxes Cancelled, Abated or Adjusted	53,438.09
Environmental Inspection & Control	82,000.32	CAPITAL OUTLAY TOTAL	648,517.01	Transfer to Tax Title Liens or Foreclosed	40,399.26
Other Public Safety				Balance Outstanding Dec. 31, 1981	548,707.78
PUBLIC WORKS				PRIOR YEARS TAXES OUTSTANDING	
Streets and Drainage	622,193.81	Public Enterprises		Balance January 1, 1981	676,598.48
Sewers and Sewage Processing		Recreation—Culture		Collected in 1981	605,993.09
Gorbage and Trash Disposal	6,800.00	Public Works	525,007.46	Cancelled, Abated or Adjusted 1981	
Public Buildings and Grounds	65,000.00	Buildings and Grounds	123,509.55	Transfers to Tax Title Liens or Foreclosed	16,479.38
Other Public Works	65,664.81	Library and Education		Balance December 31, 1981	54,126.01
HEALTH and WELFARE		Conservation		TAX TITLE LIENS OUTSTANDING	
Health Services Except Environmental	127,521.89	All Other		Balance January 1, 1981	69,728.71
Welfare-Public Assistance	21,750.00	CAPITAL DEBT AUTHORIZED, DECEMBER 31, 1981		Transfer From Taxes	59,549.12
Hospitals, Clinics, First Aid	1,000.00	ISSUED AND UNISSUED		Redeemed in 1981	27,772.90
Animal, Insect, & Rodent Control		GROSS DEBT		Cancelled, Abated or Adjusted (1981)	
Other Welfare Services		School	4,905,000	Transfers to Foreclosed Property	
RECREATION and CONSERVATION		Self-Liquidating	6,507,100	Balance December 31, 1981	101,504.93
Beaches and Boardwalks		Other	11,412,100	PROPERTY ACQUIRED BY DEED OR FORECLOSURE	
Parks, Playgrounds, Shade Trees		Total		Balance January 1, 1981	725.00
Land Reclamation & Conservation	2,086.60	ISSUED AND OUTSTANDING		Transfers From Taxes or Liens	
Other Recreational Services	24,960.00	School	4,505,000.00	Sale for Cash (1981)	
EDUCATION (excluding schools)		Self-Liquidating	5,818,800.00	Cancelled, Abated or Adjusted (1981)	
Libraries	24,600.00	Other	10,723,800.00	Balance December 31, 1981	725.00
Other Educational Services	100.00	Total		CURRENT FINANCES DECEMBER 31, 1981	
STATUTORY EXPENDITURES		EQUALIZED VALUATION BASIS FOR NET DEBT COMPUTATION	480,706,385	ASSETS	
Pensions & F. I. C. A.	254,414.00	REAL PROPERTY VALUATIONS		Cash Dec. 31, 1981	2,152,055.21
Employee Fringe Benefits	67,000.00	Code Class # of Parcels % VAL'N		Taxes Receivable	602,833.79
Other Statutory Expenditures	14,132.00	1 Vacant Land 1959 4.14	5,160,450.00	Tax Title Liens	101,504.93
CETA And Other Public Employment Programs	35,000.00	2 Residential 5264 70.88	157,010,950.00	Foreclosed Property	725.00
MUNICIPAL FUNCTIONS TOTAL	3,353,256.66	3 Farm 523 5.44	12,037,250.00	Emergencies & Other Deferred Charges	262,795.88
CAPITAL IMPROVEMENTS *MEMO*		4a Commercial 188 8.24	18,248,788.00	State and Federal Aid Receivable	4,744.38
DEBT SERVICE		4b Industrial 35 6.31	13,569,800.00	Other Receivables	63,430.22
Principal Payments	520,000.00	4c Apartments 10 5.00	11,085,450.00	Total	3,188,089.41
Interest Payments	382,327.70	Total 7979	221,512,688.00	LIABILITIES, RESERVES, AND SURPLUS	
DEFERRED CHARGES	7,272.00	Land Area 54.80 Sq. Miles		Cash Liabilities	885,371.83
SCHOOL, COUNTY, SPECIAL DISTRICT TAXES	11,063,407.06	Net Valuation Taxable-Municipal	226,585,452	Reserves for Receivables	768,493.54
RESERVE FOR UNCOLLECTED TAXES	791,923.90	Net Valuation Taxable-County	524,725,131	Surplus Dec. 31, 1981	1,534,223.64
EXPENDITURES TOTAL	16,158,189.32	State Equalized Valuation	545,615,622	Total	3,188,089.41
		State Equalization Ratio	40.98		

0227

Population 1980 10,495
 Population 1981 10,483
 S & P Rating AAA
 Moody Rating A

General Tax Rate Per \$100. 4.19
 State Equalized Tax Rate 2.64

HILLSDALE BOROUGH - BERGEN COUNTY
Form of Government:
Borough Council
Number of Members on Governing Body - 6

PER CAPITA: Gross Debt 551.97 PER CENT: Gross Debt 2.03
 Net Debt 383.90 Net Debt 1.41
 Debt Service 36.63 Tax Levy Collected 98.39
 Total Tax Levy 810.02 Tax Levy Cancelled, Abated
 Municipal Expenditures 350.57 or Adjusted .04

EXPENDITURES		REVENUES-REALIZED		1981 PROPERTY TAX	
GENERAL GOVERNMENT				STATE EQUALIZED TAX RATE	
Governing Body & Public Boards		1981 Property Taxes Collected	8,361,913.88	Local District School Taxes .97	3,113,927.25
Municipal Clerk		1981 Payments in Lieu of Taxes		Regional & Consolidated School Tax .69	2,225,159.29
Financial Administration	34,135.00	Delinquent Tax & Lien Collections	130,921.49	School Taxes in Municipal Budget	
Assessment of Taxes	20,441.00	Business Personalty Replacement Taxes	83,860.52	County Taxes .33	1,058,569.88
Collection of Taxes	23,517.00	Taxes from Public Utilities	830,332.00	County Library Taxes	
Planning, Housing & Development	21,735.00	Other Miscellaneous Tax Revenues	54,000.00	Local Municipal Purpose Taxes .64	2,049,818.26
Human Resources	1,000.00	State Aid Revenues	100,814.36	Veteran & Senior Citizen Taxes	86,800.00
Elections	3,000.00	Federal Aid Revenues	2,410.37	Total Taxes for Rate Computation 2.63	8,534,274.68
General Administration (other)	310,648.66	State and Local Fiscal Assistance Act Utilized	111,272.06	Special District Taxes	
JUDICIARY		Sale of Acquired Property		Bank Corp. Taxes	11,915.11
Municipal Courts	19,625.00	Other Miscellaneous Revenues	299,524.58	Added and Omitted Taxes	32,051.61
PUBLIC SAFETY		Total	9,975,049.26	Total Taxes Levied - ABSTRACT	8,491,441.40
Fire Protection	148,560.00	Prior Years Surplus Appropriated	200,000.00	Total Taxes Billed	8,498,753.17
Police Protection	737,231.00	REVENUES TOTAL	10,175,049.26	1981 TAXES COLLECTED	8,361,913.88
Civil Defense & Disaster Control	5,000.00	Reserve For Uncollected Taxes	169,245.32	1981 Taxes Cancelled, Abated or Adjusted	3,405.89
Environmental Inspection & Control	20,198.00	CAPITAL OUTLAY TOTAL	58,031.26	Transfer to Tax Title Liens or Foreclosed	10,192.01
Other Public Safety		Public Enterprises	1,016.79	Balance Outstanding Dec. 31, 1981	123,241.39
PUBLIC WORKS		Recreation—Culture		PRIOR YEARS TAXES OUTSTANDING	
Streets and Drainage	491,016.00	Public Works	66,956.58	Balance January 1, 1981	115,759.09
Sewers and Sewage Processing	196,916.00	Buildings and Grounds	57.89	Collected in 1981	110,797.27
Garbage and Trash Disposal	318,850.00	Library and Education		Cancelled, Abated or Adjusted 1981	
Public Buildings and Grounds	73,840.00	Conservation		Transfers to Tax Title Liens or Foreclosed	2,953.79
Other Public Works		All Other		Balance December 31, 1981	2,008.03
HEALTH and WELFARE		CAPITAL DEBT AUTHORIZED, DECEMBER 31, 1981		TAX TITLE LIENS OUTSTANDING	
Health Services Except Environmental	49,229.00	ISSUED AND UNISSUED		Balance January 1, 1981	37,879.32
Welfare-Public Assistance	5,025.00	GROSS DEBT		Transfer From Taxes	13,568.53
Hospitals, Clinics, First Aid	5,775.00	School	1,761,937	Redeemed in 1981	20,124.22
Animal, Insect, & Rodent Control	19,200.00	Self-Liquidating	926,500	Cancelled, Abated or Adjusted (1981)	
Other Welfare Services		Other	3,097,871	Transfers to Foreclosed Property	
RECREATION and CONSERVATION		Total	5,786,309	Balance December 31, 1981	31,323.63
Beaches and Boardwalks		ISSUED AND OUTSTANDING		PROPERTY ACQUIRED BY DEED OR FORECLOSURE	
Parks, Playgrounds, Shade Trees	90,039.00	School	1,761,937.23	Balance January 1, 1981	20,505.00
Land Reclamation & Conservation	2,200.00	Self-Liquidating	926,500.00	Transfers From Taxes or Liens	
Other Recreational Services	52,116.00	Other	3,090,500.00	Sale for Cash (1981)	
EDUCATION (excluding schools)		Total	5,778,937.23	Cancelled, Abated or Adjusted (1981)	
Libraries	111,353.00	EQUALIZED VALUATION BASIS		Balance December 31, 1981	20,505.00
Other Educational Services	670.00	FOR NET DEBT COMPUTATION	284,639,144	CURRENT FINANCES DECEMBER 31, 1981	
STATUTORY EXPENDITURES		REAL PROPERTY VALUATIONS		ASSETS	
Pensions & F. I. C. A.	209,710.00	Code Class # of Parcels % VAL'N		Cash Dec. 31, 1981	1,918,932.94
Employee Fringe Benefits	73,350.00	1 Vacant Land 122 .98	1,543,100.00	Taxes Receivable	125,249.42
Other Statutory Expenditures	25,000.00	2 Residential 3066 90.05	178,476,120.00	Tax Title Liens	31,323.63
CETA And Other Public Employment Programs	2,300.00	3 Farm 5 .07	141,500.00	Foreclosed Property	20,505.00
MUNICIPAL FUNCTIONS TOTAL	3,071,679.66	4a Commercial 98 8.33	16,520,000.00	Emergencies & Other Deferred Charges	
CAPITAL IMPROVEMENTS *MEMO*	55,134.00	4b Industrial 7 .49	577,200.00	State and Federal Aid Receivable	
DEBT SERVICE		4c Apartments 1 .07	143,000.00	Other Receivables	20,885.58
Principal Payments	225,000.00	Total	198,200,920.00	Total	2,116,896.57
Interest Payments	158,983.69	Land Area 2.90 Sq. Miles		LIABILITIES, RESERVES, AND SURPLUS	
DEFERRED CHARGES	50,102.67	Net Valuation Taxable-Municipal	202,050,156	Cash Liabilities	1,564,671.91
SCHOOL, COUNTY, SPECIAL DISTRICT TAXES	6,397,656.42	Net Valuation Taxable-County	295,891,625	Reserves for Receivables	196,844.59
RESERVE FOR UNCOLLECTED TAXES	169,245.32	State Equalized Valuation	318,271,459	Surplus Dec. 31, 1981	355,380.07
EXPENDITURES TOTAL	10,072,667.76	State Equalization Ratio	63.04	Total	2,116,896.57

2007

Population 1980 21,440
 Population 1981 21,382
 S & P Rating
 Moody Rating A

General Tax Rate Per \$100. 3.92
 State Equalized Tax Rate 3.26

HILLSIDE TOWNSHIP - UNION COUNTY

Form of Government:

Township Committee

Number of Members on Governing Body - 5

PER CAPITA:

Gross Debt 276.32
 Net Debt 244.60
 Debt Service 12.26
 Total Tax Levy 580.49
 Municipal Expenditures 414.18

PER CENT:

Gross Debt 1.68
 Net Debt 1.48
 Tax Levy Collected 96.02
 Tax Levy Cancelled, Abated or Adjusted 1.52

EXPENDITURES		REVENUES-REALIZED		1981 PROPERTY TAX	
GENERAL GOVERNMENT		1981 Property Taxes Collected		STATE EQUALIZED TAX RATE	
Governing Body & Public Boards	500.00	1981 Payments in Lieu of Taxes		Local District School Taxes 1.53	
Municipal Clerk		Delinquent Tax & Lien Collections		Regional & Consolidated School Tax	
Financial Administration	70,120.00	Business Personalty Replacement Taxes		School Taxes in Municipal Budget	
Assessment of Taxes	39,158.71	Taxes from Public Utilities		County Taxes .46	
Collection of Taxes	42,420.00	Other Miscellaneous Tax Revenues		County Library Taxes	
Planning, Housing & Development	4,000.00	State Aid Revenues		Local Municipal Purpose Taxes 1.26	
Human Resources		Federal Aid Revenues		Veteran & Senior Citizen Taxes	
Elections	5,310.80	State and Local Fiscal Assistance Act Utilized		Total Taxes for Rate Computation 3.25	
General Administration (other)	609,655.48	Sale of Acquired Property		Special District Taxes	
JUDICIARY		Other Miscellaneous Revenues		Bank Corp. Taxes	
Municipal Courts	57,450.00	Prior Years Surplus Appropriated		Added and Omitted Taxes	
PUBLIC SAFETY		REVENUES TOTAL		Total Taxes Levied - ABSTRACT	
Fire Protection	1,542,300.89	Reserve For Uncollected Taxes		Total Taxes Billed	
Police Protection	2,108,457.08	CAPITAL OUTLAY TOTAL		1981 TAXES COLLECTED	
Civil Defense & Disaster Control	10,258.00	Public Enterprises		1981 Taxes Cancelled, Abated or Adjusted	
Environmental Inspection & Control	75,320.00	Recreation—Culture		Transfer to Tax Title Liens or Foreclosed	
Other Public Safety	250.00	Public Works		Balance Outstanding Dec. 31, 1981	
PUBLIC WORKS		Buildings and Grounds		PRIOR YEARS TAXES OUTSTANDING	
Streets and Drainage	610,980.00	Library and Education		Balance January 1, 1981	
Sewers and Sewage Processing	311,820.28	Conservation		Collected in 1981	
Garbage and Trash Disposal	444,350.00	All Other		Cancelled, Abated or Adjusted 1981	
Public Buildings and Grounds	138,646.00	CAPITAL DEBT AUTHORIZED, DECEMBER 31, 1981		Transfers to Tax Title Liens or Foreclosed	
Other Public Works		ISSUED AND UNISSUED		Balance December 31, 1981	
HEALTH and WELFARE		GROSS DEBT		TAX TITLE LIENS OUTSTANDING	
Health Services Except Environmental	56,520.00	NET DEBT		Balance January 1, 1981	
Welfare-Public Assistance	32,745.00	SCHOOL		Transfer From Taxes	
Hospitals, Clinics, First Aid		Self-Liquidating		Redeemed in 1981	
Animal, Insect, & Rodent Control	4,000.00	Other		Cancelled, Abated or, Adjusted (1981)	
Other Welfare Services	36,207.00	Total		Transfers to Foreclosed Property	
RECREATION and CONSERVATION		ISSUED AND OUTSTANDING		Balance December 31, 1981	
Beaches and Boardwalks		SCHOOL		PROPERTY ACQUIRED BY DEED OR	
Parks, Playgrounds, Shade Trees		Self-Liquidating		FORECLOSURE	
Land Reclamation & Conservation	83.83	Other		Balance January 1, 1981	
Other Recreational Services	53,200.00	Total		Transfers From Taxes or Liens	
EDUCATION (excluding schools)		EQUALIZED VALUATION BASIS		Sale for Cash (1981)	
Libraries	180,000.00	FOR NET DEBT COMPUTATION		Cancelled, Abated or Adjusted (1981)	
Other Educational Services		REAL PROPERTY VALUATIONS		Balance December 31, 1981	
STATUTORY EXPENDITURES		CODE CLASS # OF PARCELS % VAL'N		CURRENT FINANCES DECEMBER 31, 1981	
Pensions & F. I. C. A	800,519.20	ASSESSED VALUATION		ASSETS	
Employee Fringe Benefits	247,033.05	1 Vacant Land 189 1.12		Cash Dec. 31, 1981	
Other Statutory Expenditures	10,000.00	2 Residential 5491 64.40		Taxes Receivable	
CETA And Other Public Employment Programs		3 Farm		Tax Title Liens	
MUNICIPAL FUNCTIONS TOTAL	7,531,305.32	4a Commercial 276 8.15		Foreclosed Property	
CAPITAL IMPROVEMENTS *MEMO*	25,000.00	4b Industrial 176 25.14		Emergencies & Other Deferred Charges	
DEBT SERVICE		4c Apartments 15 1.19		State and Federal Aid Receivable	
Principal Payments	65,000.00	Total 6147		Other Receivables	
Interest Payments	197,232.76	Land Area 2.70 Sq. Miles		Total	
DEFERRED CHARGES	428,736.00	Net Valuation Taxable-Municipal		LIABILITIES, RESERVES, AND SURPLUS	
SCHOOL, COUNTY, SPECIAL DISTRICT TAXES	7,596,386.28	Net Valuation Taxable-County		Cash Liabilities	
RESERVE FOR UNCOLLECTED TAXES	633,711.34	State Equalized Valuation		Reserves for Receivables	
EXPENDITURES TOTAL	16,452,373.70	State Equalization Ratio		Surplus Dec. 31, 1981	
				Total	

Population 1980 42,460
 Population 1981 42,116
 S & P Rating
 Moody Rating BAA

General Tax Rate Per \$100. 13.80
 State Equalized Tax Rate 5.61

HOBOKEN CITY - HUDSON COUNTY

Form of Government:

Mayor-Council Plan D (OMCL 50)

Number of Members on Governing Body - 9

PER CAPITA:

Gross Debt 417.53
 Net Debt 154.03
 Debt Service 13.31
 Total Tax Levy 344.44
 Municipal Expenditures 469.57

PER CENT:

Gross Debt 7.24
 Net Debt 2.67
 Tax Levy Collected 87.90
 Tax Levy Cancelled, Abated or Adjusted

EXPENDITURES		REVENUES-REALIZED		1981 PROPERTY TAX	
GENERAL GOVERNMENT				STATE EQUALIZED TAX RATE →	
Governing Body & Public Boards	205,161.00	1981 Property Taxes Collected	12,802,911.87	Local District School Taxes 1.77	4,560,478.00
Municipal Clerk	85,292.00	1981 Payments in Lieu of Taxes	834,320.86	Regional & Consolidated School Tax	
Financial Administration	142,770.00	Delinquent Tax & Lien Collections	1,417,207.73	School Taxes in Municipal Budget .04	108,540.25
Assessment of Taxes	84,626.00	Business Personalty Replacement Taxes	1,963,236.04	County Taxes 1.30 *	3,363,694.56
Collection of Taxes	107,877.00	Taxes from Public Utilities	1,113,760.00	County Library Taxes	
Planning, Housing & Development	107,720.00	Other Miscellaneous Tax Revenues	129,500.00	Local Municipal Purpose Taxes 2.50	6,443,685.10
Human Resources	1,576,817.08	State Aid Revenues	3,675,764.41	Veteran & Senior Citizen Taxes	70,650.00
Elections	45,350.00	Federal Aid Revenues	165,500.02	Total Taxes for Rate Computation 5.61	14,553,047.91
General Administration (other)	1,077,722.16	State and Local Fiscal Assistance Act Utilized	940,729.50	Special District Taxes	
JUDICIARY		Sale of Acquired Property		Bank Corp. Taxes	18,212.68
Municipal Courts	170,990.00	Other Miscellaneous Revenues	1,502,865.19	Added and Omitted Taxes	11,892.42
PUBLIC SAFETY		Total	24,545,901.62	Total Taxes Levied - ABSTRACT	14,500,503.01
Fire Protection	3,068,361.65	Prior Years Surplus Appropriated	1,762,000.00	Total Taxes Billed	14,565,400.33
Police Protection	3,332,208.74	REVENUES TOTAL	26,307,901.62	1981 TAXES COLLECTED	12,602,911.87
Civil Defense & Disaster Control		Reserve For Uncollected Taxes	1,895,106.13	1981 Taxes Cancelled, Abated or Adjusted	
Environmental Inspection & Control	217,453.00	CAPITAL OUTLAY TOTAL	58,877.79	Transfer to Tax Title Liens or Foreclosed	
Other Public Safety				Balance Outstanding Dec. 31, 1981	1,762,488.46
PUBLIC WORKS				PRIOR YEARS TAXES OUTSTANDING	
Streets and Drainage	865,379.88	Public Enterprises	29,965.19	Balance January 1, 1981	3,447,130.13
Sewers and Sewage Processing	36,361.00	Recreation—Culture		Collected in 1981	1,140,734.26
Garbage and Trash Disposal	776,899.28	Public Works	28,351.60	Cancelled, Abated or Adjusted 1981	
Public Buildings and Grounds	340,127.00	Buildings and Grounds	561.00	Transfers to Tax Title Liens or Foreclosed	
Other Public Works	283,000.00	Library and Education		Balance December 31, 1981	2,306,395.87
HEALTH and WELFARE		Conservation		TAX TITLE LIENS OUTSTANDING	
Health Services Except Environmental	351,413.66	All Other		Balance January 1, 1981	992,623.09
Welfare-Public Assistance	369,040.00	CAPITAL DEBT AUTHORIZED, DECEMBER 31, 1981		Transfer From Taxes	
Hospitals, Clinics, First Aid		ISSUED AND UNISSUED		Redeemed in 1981	276,473.47
Animal, Insect, & Rodent Control		School	7,340,000	Cancelled, Abated or Adjusted (1981)	
Other Welfare Services		Self-liquidating	6,213,000	Transfers to Foreclosed Property	
RECREATION and CONSERVATION		Other	4,031,500	Balance December 31, 1981	716,149.62
Beaches and Boardwalks		Total	17,584,500	PROPERTY ACQUIRED BY DEED OR FORECLOSURE	
Parks, Playgrounds, Shade Trees	287,215.31	ISSUED AND OUTSTANDING		Balance January 1, 1981	3,185,660.00
Land Reclamation & Conservation		School	7,340,000.00	Transfers From Taxes or Liens	
Other Recreational Services	7,900.00	Self-Liquidating	6,213,000.00	Sale for Cash (1981)	155,810.00
EDUCATION (excluding schools)		Other	4,031,500.00	Cancelled, Abated or Adjusted (1981)	122,650.00
Libraries	198,721.00	Total	17,584,500.00	Balance December 31, 1981	2,907,200.00
Other Educational Services	21,000.00	EQUALIZED VALUATION BASIS		CURRENT FINANCES DECEMBER 31, 1981	
STATUTORY EXPENDITURES		FOR NET DEBT COMPUTATION	242,973,143	ASSETS	
Pensions & F. I. C. A.	2,152,247.39	REAL PROPERTY VALUATIONS		Cash Dec. 31, 1981	1,805,096.82
Employee Fringe Benefits	597,810.00	Code Class # of Parcels % VAL'N		Taxes Receivable	4,068,884.33
Other Statutory Expenditures	60,000.00	1 Vacant Land 304 2.87	2,587,800.00	Tax Title Liens	716,149.62
CETA and Other Public Employment Programs	173,480.83	2 Residential 1724 26.07	27,091,000.00	Foreclosed Property	2,907,200.00
MUNICIPAL FUNCTIONS TOTAL	16,746,943.98	3 Farm		Emergencies & Other Deferred Charges	473,933.13
CAPITAL IMPROVEMENTS *MEMO*	75,000.00	4a Commercial 1274 31.49	32,729,100.00	State and Federal Aid Receivable	129,500.00
DEBT SERVICE		4b Industrial 193 28.67	29,797,100.00	Other Receivables	2,013,807.77
Principal Payments	255,000.00	4c Apartments 477 10.90	11,326,900.00	Total	12,114,571.67
Interest Payments	305,482.00	Total 3972	103,531,500.00	LIABILITIES, RESERVES, AND SURPLUS	
TYPE I SCHL DEBT *MEMO*	258,885.25	Land Area 1.30 Sq. Miles		Cash Liabilities	2,311,172.98
DEFERRED CHARGES	573,907.17	Net Valuation Taxable-Municipal	104,871,237	Reserves for Receivables	7,916,124.55
SCHOOL, COUNTY, SPECIAL DISTRICT TAXES	8,032,712.81	Net Valuation Taxable-County	276,410,449	Surplus Dec. 31, 1981	1,887,274.14
RESERVE FOR UNCOLLECTED TAXES	1,895,106.13	State Equalized Valuation	264,117,697	Total	12,114,571.67
EXPENDITURES TOTAL	27,809,152.09	State Equalization Ratio	40.66		

0228

Population 1980 4,129
 Population 1981 4,144
 S & P Rating
 Moody Rating A-1

General Tax Rate Per \$100. 2.80
 State Equalized Tax Rate 1.81

HO-HO-KUS BOROUGH - BERGEN COUNTY
Form of Government:
Borough Council
Number of Members on Governing Body - 6

PER CAPITA:

Gross Debt 1,045.03
 Net Debt 890.85
 Debt Service 95.06
 Total Tax Levy 900.59
 Municipal Expenditures 415.27

PER CENT:

Gross Debt 2.38
 Net Debt 2.03
 Tax Levy Collected 96.87
 Tax Levy Cancelled, Abated or Adjusted .09

EXPENDITURES		REVENUES-REALIZED		1981 PROPERTY TAX	
GENERAL GOVERNMENT				STATE EQUALIZED TAX RATE → .91	
Governing Body & Public Boards		1981 Property Taxes Collected	3,618,356.14	Local District School Taxes	1,872,051.00
Municipal Clerk		1981 Payments in Lieu of Taxes		Regional & Consolidated School Tax	
Financial Administration	5,900.00	Delinquent Tax & Lien Collections	71,345.79	School Taxes in Municipal Budget	
Assessment of Taxes	8,950.00	Business Personalty Replacement Taxes	33,544.96	County Taxes	664,926.47
Collection of Taxes	21,250.00	Taxes from Public Utilities	254,651.00	County Library Taxes	
Planning, Housing & Development	8,175.00	Other Miscellaneous Tax Revenues		Local Municipal Purpose Taxes	1,161,823.28
Human Resources		State Aid Revenues	32,752.70	Veteran & Senior Citizen Taxes	26,850.00
Elections		Federal Aid Revenues		Total Taxes for Rate Computation	3,725,650.75
General Administration (other)	144,750.00	State and Local Fiscal Assistance Act Utilized	19,020.00	Special District Taxes	
JUDICIARY		Sale of Acquired Property		Bank Corp. Taxes	3,665.58
Municipal Courts	13,400.00	Other Miscellaneous Revenues	423,514.92	Added and Omitted Taxes	29,589.48
PUBLIC SAFETY		Total	4,453,225.51	Total Taxes Levied - ABSTRACT	3,732,055.81
Fire Protection	27,250.00	Prior Years Surplus Appropriated	250,000.00	Total Taxes Billed	3,735,293.86
Police Protection	405,625.00	REVENUES TOTAL	4,703,225.51	1981 TAXES COLLECTED	3,618,396.14
Civil Defense & Disaster Control	250.00	Reserve For Uncollected Taxes	112,266.37	1981 Taxes Cancelled, Abated or Adjusted	3,421.05
Environmental Inspection & Control	14,500.00			Transfer to Tax Title Liens or Foreclosed	
Other Public Safety				Balance Outstanding Dec. 31, 1981	113,476.67
PUBLIC WORKS		CAPITAL OUTLAY TOTAL	192,112.83	PRIOR YEARS TAXES OUTSTANDING	
Streets and Drainage	143,550.00	Public Enterprises	44,755.33	Balance January 1, 1981	71,345.79
Sewers and Sewage Processing	374,800.00	Recreation—Culture		Collected in 1981	71,345.79
Garbage and Trash Disposal		Public Works	43,502.73	Cancelled, Abated or Adjusted 1981	
Public Buildings and Grounds	30,050.00	Buildings and Grounds	103,814.77	Transfers to Tax Title Liens or Foreclosed	
Other Public Works		Library and Education		Balance December 31, 1981	
HEALTH and WELFARE		Conservation		TAX TITLE LIENS OUTSTANDING	
Health Services Except Environmental	17,800.00	All Other		Balance January 1, 1981	
Welfare-Public Assistance	7,200.00			Transfer From Taxes	
Hospitals, Clinics, First Aid		CAPITAL DEBT AUTHORIZED, DECEMBER 31, 1981		Redeemed in 1981	
Animal, Insect, & Rodent Control		ISSUED AND UNISSUED		Cancelled, Abated or Adjusted (1981)	
Other Welfare Services		School	580,000	Transfers to Foreclosed Property	
RECREATION and CONSERVATION		Self-Liquidating	58,900	Balance December 31, 1981	
Beaches and Boardwalks		Other	3,651,700	PROPERTY ACQUIRED BY DEED OR	
Parks, Playgrounds, Shade Trees		Total	4,330,600	FORECLOSURE	
Land Reclamation & Conservation	39,500.00			Balance January 1, 1981	40,200.00
Other Recreational Services		ISSUED AND OUTSTANDING		Transfers From Taxes or Liens	
EDUCATION (excluding schools)		School	580,000.00	Sale for Cash (1981)	
Libraries		Self-Liquidating	58,900.00	Cancelled, Abated or Adjusted (1981)	
Other Educational Services	46,550.00	Other	3,066,200.00	Balance December 31, 1981	40,200.00
STATUTORY EXPENDITURES		Total	3,727,100.00	CURRENT FINANCES DECEMBER 31, 1981	
Pensions & F. I. C. A.	92,293.48	EQUALIZED VALUATION BASIS		ASSETS	
Employee Fringe Benefits	17,000.00	FOR NET DEBT COMPUTATION	182,152.030	Cash Dec. 31, 1981	1,088,850.79
Other Statutory Expenditures	7,500.00	REAL PROPERTY VALUATIONS		Taxes Receivable	113,476.67
CETA And Other Public Employment Programs		Code Class # of Parcels % VAL'N		Tax Title Liens	
MUNICIPAL FUNCTIONS TOTAL	1,460,293.48	1 Vacant Land 93 2.11	2,778,900.00	Foreclosed Property	40,200.00
CAPITAL IMPROVEMENTS *MEMU*	50,000.00	2 Residential 1368 93.96	123,722,400.00	Emergencies & Other Deferred Charges	
DEBT SERVICE		3 Farm		State and Federal Aid Receivable	
Principal Payments	215,900.00	4a Commercial 31 3.53	4,648,900.00	Other Receivables	1,766.10
Interest Payments	178,047.50	4b Industrial 1 .40	524,900.00	Total	1,244,293.62
		4c Apartments		LIABILITIES, RESERVES, AND SURPLUS	
		Total 1493	131,675,100.00	Cash Liabilities	345,911.58
DEFERRED CHARGES	3,000.00	Land Area 1.80 Sq. Miles		Reserves for Receivables	155,442.83
SCHOOL, COUNTY, SPECIAL DISTRICT TAXES	2,536,977.47	Net Valuation Taxable-Municipal	132,346,585	Surplus Dec. 31, 1981	742,938.81
RESERVE FOR UNCOLLECTED TAXES	112,266.37	Net Valuation Taxable-County	185,632,406	Total	1,244,293.62
EXPENDITURES TOTAL	4,506,484.82	State Equalized Valuation	204,923,884		
		State Equalization Ratio	64.47		

Population 1980 4,593
 Population 1981 4,596
 S & P Rating
 Maady Rating

General Tax Rate Per \$100. .82
 State Equalized Tax Rate .60

HOLLAND TOWNSHIP - HUNTERDON CO.
Form of Government:
Township Committee
Number of Members on Governing Body - 3

PER CAPITA:
 Gross Debt 408.15
 Net Debt
 Debt Service
 Total Tax Levy 178.27
 Municipal Expenditures 798.72

PER CENT:
 Gross Debt 1.51
 Net Debt
 Tax Levy Collected 95.58
 Tax Levy Cancelled, Abated or Adjusted .30

EXPENDITURES		REVENUES-REALIZED		1981 PROPERTY TAX	
GENERAL GOVERNMENT				STATE EQUALIZED TAX RATE →	
Governing Body & Public Boards		1981 Property Taxes Collected	787,151.56	Local District School Taxes	
Municipal Clerk		1981 Payments in Lieu of Taxes		Regional & Consolidated School Tax	.11 149,726.38
Financial Administration	12,780.00	Delinquent Tax & Lien Collections	25,258.02	School Taxes in Municipal Budget	
Assessment of Taxes	11,840.00	Business Personalty Replacement Taxes	51,415.48	County Taxes	.46 619,205.08
Collection of Taxes	11,515.00	Taxes from Public Utilities	3,133,900.00	County Library Taxes	.03 39,717.58
Planning, Housing & Development	45,600.00	Other Miscellaneous Tax Revenues		Local Municipal Purpose Taxes	
Human Resources	5,500.00	State Aid Revenues		Veteran & Senior Citizen Taxes	43,719.00
Elections	1,700.00	Federal Aid Revenues		Total Taxes for Rate Computation	.60 852,368.44
General Administration (other)	139,400.00	State and Local Fiscal Assistance Act Utilized	172,549.04	Special District Taxes	
JUDICIARY		Sole of Acquired Property		Bank Corp. Taxes	2,734.05
Municipal Courts	6,250.00	Other Miscellaneous Revenues	1,007,759.32	Added and Omitted Taxes	7,965.97
PUBLIC SAFETY		Total	5,178,073.42	Total Taxes Levied - ABSTRACT	819,349.46
Fire Protection	90,700.00	Prior Years Surplus Appropriated	540,000.00	Total Taxes Billed	823,556.08
Police Protection	160,800.00	REVENUES TOTAL	5,718,073.42	1981 TAXES COLLECTED	787,151.56
Civil Defense & Disaster Control	2,000.00	Reserve For Uncollected Taxes	65,000.00	1981 Taxes Cancelled, Abated or Adjusted	2,472.57
Environmental Inspection & Control		CAPITAL OUTLAY TOTAL	77,980.01	Transfer to Tax Title Liens or Foreclosed	1,774.48
Other Public Safety				Balance Outstanding Dec. 31, 1981	32,157.47
PUBLIC WORKS				PRIOR YEARS TAXES OUTSTANDING	
Streets and Drainage	618,849.04	Public Enterprises		Balance January 1, 1981	25,544.86
Sewers and Sewage Processing		Recreation—Culture		Collected in 1981	24,609.06
Gorbage and Trash Disposol		Public Works	77,980.01	Cancelled, Abated or Adjusted 1981	687.40
Public Buildings and Grounds	64,700.00	Buildings and Grounds		Transfers to Tax Title Liens or Foreclosed	
Other Public Works	5,000.00	Library and Education		Balance December 31, 1981	248.40
HEALTH and WELFARE		Conservation		TAX TITLE LIENS OUTSTANDING	
Health Services Except Environmental	12,200.00	All Other		Balance January 1, 1981	11,213.07
Welfare-Public Assistance	11,300.00	CAPITAL DEBT AUTHORIZED, DECEMBER 31, 1981		Transfer From Taxes	1,774.48
Hospitals, Clinics, First Aid	600.00	ISSUED AND UNISSUED		Redeemed in 1981	688.56
Animal, Insect, & Radent Control	2,000.00	School	1,351,849	Cancelled, Abated or Adjusted (1981)	
Other Welfare Services		Self-liquidating	524,000	Transfers to Foreclosed Property	
RECREATION and CONSERVATION		Other		Balance December 31, 1981	12,298.59
Beoches and Baordwalks		Total	1,875,849	PROPERTY ACQUIRED BY DEED OR FORECLOSURE	
Parks, Playgrounds, Shode Trees	14,240.00	ISSUED AND OUTSTANDING		Balance January 1, 1981	
Lond Reclamation & Conservation	2,135.00	School	574,000.00	Transfers From Taxes or Liens	
Other Recreational Services		Self-liquidating	524,000.00	Sole for Cosh (1981)	
EDUCATION (excluding schaals)		Other		Cancelled, Abated or Adjusted (1981)	
Libraries	11,400.00	Total	1,098,000.00	Balance December 31, 1981	
Other Educational Services	2,294,219.00	EQUALIZED VALUATION BASIS		CURRENT FINANCES DECEMBER 31, 1981	
STATUTORY EXPENDITURES		FOR NET DEBT COMPUTATION	124,188,717	ASSETS	
Pensions & F. I. C. A.	46,000.00	REAL PROPERTY VALUATIONS		Cosh Dec. 31, 1981	9,224,739.58
Employee Fringe Benefits	20,000.00	Code Class # of Parcels % VAL'N	ASSESSED VALUATION	Taxes Receivable	32,405.87
Other Statutory Expenditures	5,500.00	1 Vacant Lond 303 4.85	4,769,250.00	Tax Title Liens	12,258.59
CETA And Other Public Employment Programs		2 Residential 1328 73.92	72,669,755.00	Foreclosed Property	
MUNICIPAL FUNCTIONS TOTAL	3,596,228.04	3 Farm 295 7.86	7,729,552.00	Emergencies & Other Deferred Charges	
CAPITAL IMPROVEMENTS *MEMO*		4a Commercial 18 2.16	2,122,800.00	State and Federal Aid Receivable	
DEBT SERVICE		4b Industrial 10 11.04	10,858,200.00	Other Receivables	31,163.02
Principal Payments		4c Apartments 2 .16	161,200.00	Total	9,310,607.46
Interest Payments		Total 1956	98,310,757.00	LIABILITIES, RESERVES, AND SURPLUS	
DEFERRED CHARGES	9,694.44	Lond Area 22.70 Sq. Miles		Cosh Liabilities	1,426,627.16
SCHOOL, COUNTY, SPECIAL DISTRICT TAXES	808,649.44	Net Valuation Taxable-Municipal	99,437,772	Reserves for Receivables	75,867.48
RESERVE FOR UNCOLLECTED TAXES	65,000.00	Net Valuation Taxable-County	139,666,193	Surplus Dec. 31, 1981	7,798,112.82
EXPENDITURES TOTAL	4,475,571.92	State Equalized Valuation	135,518,178	Total	9,210,607.46
		State Equalization Ratio	73.16		

Population 1980 8,441
 Population 1981 8,666
 S & P Rating
 Moody Rating A-1

General Tax Rate Per \$100. 2.66
 State Equalized Tax Rate 1.77

HOLMDEL TOWNSHIP - MONMOUTH CO.
Form of Government:
Township Committee
Number of Members on Governing Body - 5

PER CAPITA:
 Gross Debt 1,645.06
 Net Debt 868.75
 Debt Service 57.44
 Total Tax Levy 1,137.51
 Municipal Expenditures 690.55

PER CENT:
 Gross Debt 3.00
 Net Debt 1.56
 Tax Levy Collected 96.84
 Tax Levy Cancelled, Abated or Adjusted

EXPENDITURES		REVENUES-REALIZED		1981 PROPERTY TAX	
GENERAL GOVERNMENT				STATE EQUALIZED TAX RATE	
Governing Body & Public Boards	9,700.00	1981 Property Taxes Collected	9,541,031.52	Local District School Taxes 1.19	6,611,331.50
Municipal Clerk	64,645.00	1981 Payments in Lieu of Taxes		Regional & Consolidated School Tax	
Financial Administration	68,490.00	Delinquent Tax & Lien Collections	246,501.75	School Taxes in Municipal Budget	
Assessment of Taxes	27,955.00	Business Personalty Replacement Taxes	411,621.44	County Taxes	.50 2,760,103.64
Collection of Taxes	33,830.00	Taxes from Public Utilities	795,379.00	County Library Taxes	.02 102,684.03
Planning, Housing & Development	147,645.00	Other Miscellaneous Tax Revenues	1,309,788.86	Local Municipal Purpose Taxes	.06 313,478.00
Human Resources	10,500.00	State Aid Revenues	44,864.12	Veteran & Senior Citizen Taxes	38,050.00
Elections	1,500.00	Federal Aid Revenues	3,255.91	Total Taxes for Rate Computation	1.77 9,825,647.17
General Administration (other)	470,209.23	State and Local Fiscal Assistance Act Utilized	60,169.00	Special District Taxes	
JUDICIARY		Sale of Acquired Property		Bank Corp. Taxes	5,085.12
Municipal Courts	46,435.00	Other Miscellaneous Revenues	2,809,820.29	Added and Omitted Taxes	64,547.70
PUBLIC SAFETY		Total	15,222,831.69	Total Taxes Levied - ABSTRACT	9,857,629.99
Fire Protection	254,000.00	Prior Years Surplus Appropriated	1,600,000.00	Total Taxes Billed	9,852,544.87
Police Protection	777,040.00	REVENUES TOTAL	16,822,831.89	1981 TAXES COLLECTED	9,541,031.52
Civil Defense & Disaster Control	250.00	Reserve For Uncollected Taxes	274,608.69	1981 Taxes Cancelled, Abated or Adjusted	
Environmental Inspection & Control	52,525.00			Transfer to Tax Title Liens or Foreclosed	
Other Public Safety		CAPITAL OUTLAY TOTAL	757,633.75	Balance Outstanding Dec. 31, 1981	311,513.35
PUBLIC WORKS				PRIOR YEARS TAXES OUTSTANDING	
Streets and Drainage	677,710.00	Public Enterprises		Balance January 1, 1981	265,828.43
Sewers and Sewage Processing		Recreation—Culture		Collected in 1981	242,659.56
Garbage and Trash Disposal	6,400.00	Public Works	270,226.55	Cancelled, Abated or Adjusted 1981	
Public Buildings and Grounds	166,785.00	Buildings and Grounds	487,407.20	Transfers to Tax Title Liens or Foreclosed	
Other Public Works	1,860,366.26	Library and Education		Balance December 31, 1981	23,168.87
HEALTH and WELFARE		Conservation		TAX TITLE LIENS OUTSTANDING	
Health Services Except Environmental	42,295.00	All Other		Balance January 1, 1981	59,081.05
Welfare-Public Assistance	7,831.75			Transfer From Taxes	
Hospitals, Clinics, First Aid		CAPITAL DEBT AUTHORIZED, DECEMBER 31, 1981		Redeemed in 1981	4,242.19
Animal, Insect, & Rodent Control		ISSUED AND UNISSUED GROSS DEBT		Cancelled, Abated or Adjusted (1981)	
Other Welfare Services		School 5,696,000		Transfers to Foreclosed Property	
		Self-Liquidating 1,097,750	122,312	Balance December 31, 1981	54,838.86
		Other 7,462,299	7,406,235	PROPERTY ACQUIRED BY DEED OR	
		Total 14,256,049	7,528,547	FORECLOSURE	
RECREATION and CONSERVATION				Balance January 1, 1981	15,350.00
Beaches and Boardwalks	49,790.00	ISSUED AND OUTSTANDING		Transfers From Taxes or Liens	
Parks, Playgrounds, Shade Trees	6,250.00	School 5,696,000.00		Sale for Cash (1981)	
Land Reclamation & Conservation	37,735.00	Self-Liquidating 1,047,500.00		Cancelled, Abated or Adjusted (1981)	
Other Recreational Services		Other 6,538,000.00	13,281,500.00	Balance December 31, 1981	15,350.00
EDUCATION (excluding schools)		Total		CURRENT FINANCES DECEMBER 31, 1981	
Libraries	17,887.00	EQUALIZED VALUATION BASIS		ASSETS	
Other Educational Services	1,600.00	FOR NET DEBT COMPUTATION	475,709,253	Cash Dec. 31, 1981	6,178,834.08
STATUTORY EXPENDITURES		REAL PROPERTY VALUATIONS		Taxes Receivable	334,682.22
Pensions & F. I. C. A.	160,570.63	Code Class # of Parcels % VAL'N	ASSESSED VALUATION	Tax Title Liens	54,838.86
Employee Fringe Benefits	62,500.00	1 Vacant Land 291 3.02	10,527,015.00	Foreclosed Property	15,350.00
Other Statutory Expenditures	6,000.00	2 Residential 2205 55.08	199,023,415.00	Emergencies & Other Deferred Charges	
CETA And Other Public Employment Programs	2,608.33	3 Farm 207 2.18	7,699,780.00	State and Federal Aid Receivable	
MUNICIPAL FUNCTIONS TOTAL	5,071,713.20	4a Commercial 61 9.06	32,748,975.00	Other Receivables	135,436.36
CAPITAL IMPROVEMENTS *MEMO*	50,875.00	4b Industrial 12 30.65	110,766,010.00	Total	6,719,141.52
DEBT SERVICE		4c Apartments		LIABILITIES, RESERVES, AND SURPLUS	
Principal Payments	180,935.00	Total 2776	361,365,195.00	Cash Liabilities	3,304,724.92
Interest Payments	316,853.26	Land Area 17.90 Sq. Miles		Reserves for Receivables	405,807.44
DEFERRED CHARGES	140,188.85	Net Valuation Taxable-Municipal	367,933,099	Surplus Dec. 31, 1981	3,008,609.16
SCHOOL, COUNTY, SPECIAL DISTRICT TAXES	9,474,119.17	Net Valuation Taxable-County	518,982,098	Total	6,719,141.52
RESERVE FOR UNCOLLECTED TAXES	274,608.69	State Equalized Valuation	550,383,096		
EXPENDITURES TOTAL	15,458,418.17	State Equalization Ratio	66.45		

1912

Population 1980 15,531

Population 1981 15,617

S & P Rating

Moody Rating

General Tax Rate Per \$100.

3.57

State Equalized Tax Rate

2.77

HOPATCONG BOROUGH - SUSSEX COUNTY**Form of Government:****Borough Council****Number of Members on Governing Body - 6****PER CAPITA:**

Gross Debt

643.99

Net Debt

228.87

Debt Service

20.91

Total Tax Levy

586.39

Municipal Expenditures

267.10

PER CENT.

Gross Debt

3.39

Net Debt

1.20

Tax Levy Collected

95.76

Tax Levy Cancelled, Abated

or Adjusted

.11

EXPENDITURES		REVENUES-REALIZED		1981 PROPERTY TAX	
GENERAL GOVERNMENT				STATE EQUALIZED TAX RATE →	
Governing Body & Public Boords		1981 Property Taxes Collected	8,790,480.46	Local District School Taxes	1.52
Municipal Clerk		1981 Payments in Lieu of Taxes		Regional & Consolidated School Tax	5,032,892.20
Financial Administration	40,301.00	Delinquent Tax & Lien Collections	410,886.10	School Taxes in Municipal Budget	
Assessment of Taxes	51,738.00	Business Personalty Replacement Taxes	21,248.00	County Taxes	.56
Collection of Taxes	64,514.00	Taxes from Public Utilities	410,254.96	County Library Taxes	.03
Planning, Housing & Development	7,610.00	Other Miscellaneous Tax Revenues		Local Municipal Purpose Taxes	.65
Human Resources		State Aid Revenues	95,429.93	Veteran & Senior Citizen Taxes	
Elections	5,025.00	Federal Aid Revenues		Total Taxes for Rate Computation	2.76
General Administration (other)	351,969.00	State and Local Fiscal Assistance Act Utilized	186,812.09	Special District Taxes	
JUDICIARY		Sale of Acquired Property		Bank Corp. Taxes	2,571.59
Municipal Courts	48,474.00	Other Miscellaneous Revenues	736,553.61	Added and Omitted Taxes	23,515.97
PUBLIC SAFETY		Total	10,651,705.15	Total Taxes Levied - ABSTRACT	9,157,637.60
Fire Protection	46,208.00	Prior Years Surplus Appropriated	733,300.00	Total Taxes Billed	9,180,106.37
Police Protection	620,704.24	REVENUES TOTAL	11,385,005.15	1981 TAXES COLLECTED	8,750,480.46
Civil Defense & Disaster Control	100.00	Reserve For Uncollected Taxes	770,257.63	1981 Taxes Cancelled, Abated or Adjusted	10,188.82
Environmental Inspection & Control	83,344.00	CAPITAL OUTLAY TOTAL	728,319.60	Transfer to Tax Title Liens or Foreclosed	63,171.43
Other Public Safety				Balance Outstanding Dec. 31, 1981	316,265.66
PUBLIC WORKS				PRIOR YEARS TAXES OUTSTANDING	
Streets and Drainage	22,019.00	Public Enterprises		Balance January 1, 1981	379,419.50
Sewers and Sewage Processing		Recreation—Culture	59,428.03	Collected in 1981	355,624.97
Garbage and Trash Disposal		Public Works	490,219.21	Cancelled, Abated or Adjusted 1981	9,437.32
Public Buildings and Grounds	117,440.00	Buildings and Grounds	178,672.36	Transfers to Tax Title Liens or Foreclosed	14,357.21
Other Public Works	516,075.00	Library and Education		Balance December 31, 1981	
HEALTH and WELFARE		Conservation		TAX TITLE LIENS OUTSTANDING	
Health Services Except Environmental	109,982.00	All Other		Balance January 1, 1981	412,789.53
Welfare-Public Assistance	8,353.00	CAPITAL DEBT AUTHORIZED, DECEMBER 31, 1981		Transfer From Taxes	79,961.24
Hospitals, Clinics, First Aid		ISSUED AND UNISSUED		Redeemed in 1981	55,261.13
Animal, Insect, & Rodent Control	16,135.00	School	6,483,000	Cancelled, Abated or Adjusted (1981)	5,392.47
Other Welfare Services		Self-liquidating		Transfers to Foreclosed Property	35,166.58
RECREATION and CONSERVATION		Other	3,574,210	Balance December 31, 1981	356,930.59
Beaches and Boardwalks		Total	10,057,210	PROPERTY ACQUIRED BY DEED OR FORECLOSURE	
Parks, Playgrounds, Shade Trees		ISSUED AND OUTSTANDING		Balance January 1, 1981	622,920.53
Land Reclamation & Conservation		School	6,483,000.00	Transfers From Taxes or Liens	39,357.76
Other Recreational Services	3,500.00	Self-liquidating		Sale for Cash (1981)	24,126.19
EDUCATION (excluding schools)		Other	1,483,284.63	Cancelled, Abated or Adjusted (1981)	
Libraries	300.00	Total	7,966,284.63	Balance December 31, 1981	638,150.10
Other Educational Services	22,000.00	EQUALIZED VALUATION BASIS		CURRENT FINANCES DECEMBER 31, 1981	
STATUTORY EXPENDITURES		FOR NET DEBT COMPUTATION	296,798,350	ASSETS	
Pensions & F. I. C. A.	178,771.00	REAL PROPERTY VALUATIONS		Cash Dec. 31, 1981	3,362,990.08
Employee Fringe Benefits	65,500.00	Code Class # of Parcels % VAL'N	ASSESSED VALUATION	Taxes Receivable	316,265.66
Other Statutory Expenditures	14,700.00	1 Vacant Land 3101 4.09	10,421,410.00	Tax Title Liens	356,930.59
CETA And Other Public Employment Programs		2 Residential 5809 92.46	235,752,800.00	Foreclosed Property	638,150.10
MUNICIPAL FUNCTIONS	2,394,762.24	3 Farm 7 .04	107,740.00	Emergencies & Other Deferred Charges	20,800.00
CAPITAL IMPROVEMENTS	139,500.00	4a Commercial 82 3.00	7,650,450.00	State and Federal Aid Receivable	15,799.50
DEBT SERVICE		4b Industrial		Other Receivables	121,186.76
Principal Payments	265,954.48	4c Apartments 4 .41	1,035,700.00	Total	4,850,123.09
Interest Payments	56,562.50	Total 9003	254,568,100.00	LIABILITIES, RESERVES, AND SURPLUS	
DEFERRED CHARGES	675,796.48	Land Area 10.80 Sq. Miles		Cash Liabilities	2,060,815.03
SCHOOL, COUNTY, SPECIAL DISTRICT TAXES	6,972,463.08	Net Valuation Taxable-Municipal	256,475,521	Reserves for Receivables	1,472,533.11
RESERVE FOR UNCOLLECTED TAXES	770,257.63	Net Valuation Taxable-County	303,774,441	Surplus Dec. 31, 1981	1,362,774.95
EXPENDITURES		State Equalized Valuation	330,117,307	Total	4,896,123.09
TOTAL	11,143,799.01	State Equalization Ratio	77.59		

2111

Population 1980 1,468
 Population 1981 1,511
 S & P Rating
 Moody Rating

General Tax Rate Per \$100.
 2.67
 State Equalized Tax Rate
 2.20

HOPE TOWNSHIP - WARREN COUNTY
Form of Government:
Township Committee
Number of Members on Governing Body - 3

PER CAPITA:
 Gross Debt 76.11
 Net Debt
 Debt Service
 Total Tax Levy 609.57
 Municipal Expenditures 234.67

PER CENT:
 Gross Debt .31
 Net Debt
 Tax Levy Collected 92.93
 Tax Levy Cancelled, Abated or Adjusted .40

EXPENDITURES		REVENUES-REALIZED		1981 PROPERTY TAX	
GENERAL GOVERNMENT				STATE EQUALIZED TAX RATE	
Governing Body & Public Boards		1981 Property Taxes Collected	853,232.68	Local District School Taxes	1.63
Municipal Clerk	8,447.50	1981 Payments in Lieu of Taxes		Regional & Consolidated School Tax	
Financial Administration	7,691.24	Delinquent Tax & Lien Collections	72,837.97	School Taxes in Municipal Budget	
Assessment of Taxes	5,793.20	Business Personalty Replacement Taxes	20,175.84	County Taxes	.53 *
Collection of Taxes	16,803.46	Taxes from Public Utilities	109,769.00	County Library Taxes	.03
Planning, Housing & Development		Other Miscellaneous Tax Revenues		Local Municipal Purpose Taxes	
Human Resources	350.00	State Aid Revenues	8,055.59	Veteran & Senior Citizen Taxes	
Elections	83,316.78	Federal Aid Revenues		Total Taxes for Rate Computation	2.19
General Administration (other)		State and Local Fiscal Assistance Act Utilized	14,504.00	Special District Taxes	
JUDICIARY		Sale of Acquired Property		Bank Corp. Taxes	
Municipal Courts	11,847.54	Other Miscellaneous Revenues	94,564.27	Added and Omitted Taxes	
PUBLIC SAFETY		Total	1,173,135.75	Total Taxes Levied - ABSTRACT	
Fire Protection	11,828.43	Prior Years Surplus Appropriated	172,672.70	Total Taxes Billed	
Police Protection	4,626.73	REVENUES TOTAL	1,345,812.45	1981 TAXES COLLECTED	853,232.68
Civil Defense & Disaster Control	636.00	Reserve For Uncollected Taxes	76,500.00	1981 Taxes Cancelled, Abated or Adjusted	3,627.73
Environmental Inspection & Control	5,394.00	CAPITAL OUTLAY TOTAL	22,250.67	Transfer to Tax Title Liens or Foreclosed	6,898.93
Other Public Safety		Public Enterprises		Balance Outstanding Dec. 31, 1981	54,351.37
PUBLIC WORKS		Recreation—Culture		PRIOR YEARS TAXES OUTSTANDING	
Streets and Drainage	72,806.91	Public Works	22,250.67	Balance January 1, 1981	54,457.26
Sewers and Sewage Processing	16,381.70	Buildings and Grounds		Collected in 1981	51,077.00
Public Buildings and Grounds	7,720.96	Library and Education		Cancelled, Abated or Adjusted 1981	60.14
Other Public Works		Conservation		Transfers to Tax Title Liens or Foreclosed	1,569.56
HEALTH and WELFARE		All Other		Balance December 31, 1981	1,750.14
Health Services Except Environmental	48.00	CAPITAL DEBT AUTHORIZED, DECEMBER 31, 1981		TAX TITLE LIENS OUTSTANDING	
Welfare-Public Assistance		ISSUED AND UNISSUED GROSS DEBT		Balance January 1, 1981	23,544.52
Hospitals, Clinics, First Aid	1,000.00	School	115,000	Transfer From Taxes	8,977.79
Animal, Insect, & Rodent Control	1,319.16	Self-Liquidating		Redeemed in 1981	21,760.97
Other Welfare Services		Other		Cancelled, Abated or Adjusted (1981)	
RECREATION and CONSERVATION		Total	115,000	Transfers to Foreclosed Property	
Beaches and Boardwalks		ISSUED AND OUTSTANDING		Balance December 31, 1981	10,761.34
Parks, Playgrounds, Shade Trees		School	115,000.00	PROPERTY ACQUIRED BY DEED OR	
Land Reclamation & Conservation	2,253.94	Self-Liquidating		FORECLOSURE	
Other Recreational Services	3,247.37	Other		Balance January 1, 1981	1,900.00
EDUCATION (excluding schools)		Total	115,000.00	Transfers From Taxes or Liens	
Libraries	100.00	EQUALIZED VALUATION BASIS		Sale for Cash (1981)	
Other Educational Services	283.85	FOR NET DEBT COMPUTATION	37,558,485	Cancelled, Abated or Adjusted (1981)	
STATUTORY EXPENDITURES		REAL PROPERTY VALUATIONS		Balance December 31, 1981	1,900.00
Pensions & F. I. C. A.	9,300.00	Code Class # of Parcels % VAL'N		CURRENT FINANCES DECEMBER 31, 1981	
Employee Fringe Benefits	2,809.51	1 Vacant Land 221 9.00	2,559,225.00	ASSETS	
Other Statutory Expenditures	1,200.00	2 Residential 457 65.18	21,434,030.00	Cash Dec. 31, 1981	460,332.45
CETA And Other Public Employment Programs		3 Farm 282 20.37	6,698,865.00	Taxes Receivable	56,101.51
MUNICIPAL FUNCTIONS TOTAL	275,206.28	4a Commercial 30 4.78	1,571,750.00	Tax Title Liens	10,761.34
CAPITAL IMPROVEMENTS *MEMU*	10,000.00	4b Industrial 2 .39	129,460.00	Foreclosed Property	1,900.00
DEBT SERVICE		4c Apartments 1 .27	88,650.00	Emergencies & Other Deferred Charges	51,753.67
Principal Payments		Total 993	32,681,920.00	State and Federal Aid Receivable	
Interest Payments		Land Area 18.90 Sq. Miles		Other Receivables	2,575.81
DEFERRED CHARGES	2,880.28	Net Valuation Taxable-Municipal	33,711,005	Total	583,824.78
SCHOOL, COUNTY, SPECIAL DISTRICT TAXES	897,666.84	Net Valuation Taxable-County	40,765,696	LIABILITIES, RESERVES, AND SURPLUS	
RESERVE FOR UNCOLLECTED TAXES	76,500.00	State Equalized Valuation	40,787,670	Cash Liabilities	225,628.38
EXPENDITURES TOTAL	1,252,253.40	State Equalization Ratio	62.29	Reserves for Receivables	71,738.66
				Surplus Dec. 31, 1981	286,457.74
				Total	583,824.78

Population 1980 2,001
 Population 1981 1,976
 S & P Rating
 Moody Rating

General Tax Rate Per \$100. 4.37
 State Equalized Tax Rate 2.45

HOPEWELL BOROUGH - MERCER COUNTY
Form of Government:
Borough Council
Number of Members on Governing Body - 6

PER CAPITA:
 Gross Debt 659.52
 Net Debt 544.58
 Debt Service 56.46
 Total Tax Levy 623.58
 Municipal Expenditures 237.98

PER CENT:
 Gross Debt 2.90
 Net Debt 2.40
 Tax Levy Collected 97.85
 Tax Levy Cancelled, Abated or Adjusted

EXPENDITURES		REVENUES-REALIZED		1981 PROPERTY TAX	
GENERAL GOVERNMENT				STATE EQUALIZED TAX RATE	
Governing Body & Public Boords		1981 Property Taxes Collected	1,201,988.52	Local District School Taxes	
Municipal Clerk		1981 Payments in Lieu of Taxes		Regional & Consolidated School Tax 1.29	643,769.64
Financial Administration	8,543.00	Delinquent Tax & Lien Collections	26,968.27	School Taxes in Municipal Budget	
Assessment of Taxes	5,290.08	Business Personalty Replacement Taxes	32,915.68	County Taxes .85	425,795.52
Collection of Taxes	4,986.00	Taxes from Public Utilities	90,247.00	County Library Taxes	
Planning, Hausing & Development	4,560.00	Other Miscellaneous Tax Revenues		Local Municipal Purpose Taxes .31	156,466.38
Human Resources		State Aid Revenues	15,404.14	Veteran & Senior Citizen Taxes	16,500.00
Elections	2,500.00	Federal Aid Revenues		Total Taxes for Rate Computation 2.45	1,242,531.54
General Administration (other)	47,708.92	State and Local Fiscal Assistance Act Utilized	9,166.84	Special District Taxes	
JUDICIARY		Sole of Acquired Property		Bank Corp. Taxes	5,389.10
Municipal Courts	3,341.00	Other Miscellaneous Revenues	65,005.60	Added and Omitted Taxes	777.91
PUBLIC SAFETY		Total	1,441,656.05	Total Taxes Levied - ABSTRACT	1,232,198.55
Fire Protection	4,500.00	Prior Years Surplus Appropriated	110,718.50	Total Taxes Billed	1,228,350.79
Police Protection	74,659.00	REVENUES TOTAL	1,552,414.55	1981 TAXES COLLECTED	1,201,988.52
Civil Defense & Disaster Control	50.00	Reserve For Uncollected Taxes	37,470.00	1981 Taxes Cancelled, Abated or Adjusted	
Environmental Inspection & Control		CAPITAL OUTLAY TOTAL		Transfer to Tax Title Liens or Foreclosed	830.30
Other Public Safety		Public Enterprises		Balance Outstanding Dec. 31, 1981	25,531.57
PUBLIC WORKS		Recreation—Culture		PRIOR YEARS TAXES OUTSTANDING	
Streets and Drainage	32,705.00	Public Works		Balance January 1, 1981	27,018.27
Sewers and Sewage Processing		Buildings and Grounds		Collected in 1981	26,968.27
Gorbage and Trash Disposal	69,566.84	Library and Education		Cancelled, Abated or Adjusted 1981	50.00
Public Buildings and Grounds	10,198.92	Conservation		Transfers to Tax Title Liens ar Fareclosed	
Other Public Works		All Other		Balance December 31, 1981	
HEALTH and WELFARE		CAPITAL DEBT AUTHORIZED, DECEMBER 31, 1981		TAX TITLE LIENS OUTSTANDING	
Health Services Except Environmental	9,236.00	ISSUED AND UNISSUED GROSS DEBT		Balance January 1, 1981	1,533.38
Welfare-Public Assistance	1,989.00	School	93,659	Transfer From Taxes	830.30
Hospitals, Clinics, First Aid		Self-liquidating		Redeemed in 1981	
Animal, Insect, & Rodent Cantral	1,516.00	Other	1,209,550	Cancelled, Abated or Adjusted (1981)	
Other Welfare Services		Total	1,303,209	Transfers to Foreclosed Property	
RECREATION and CONSERVATION		ISSUED AND OUTSTANDING		Balance December 31, 1981	2,363.68
Beaches and Boardwalks		School	93,659.11	PROPERTY ACQUIRED BY DEED OR FORECLOSURE	
Parks, Ploygrounds, Shode Trees	2,500.00	Self-Liquidating		Balance January 1, 1981	
Land Reclomotion & Conservation		Other	1,162,000.00	Transfers From Taxes or Liens	
Other Recreational Services	1,029.00	Total	1,255,659.11	Sale for Cash (1981)	
EDUCATION (excluding schools)		EQUALIZED VALUATION BASIS		Cancelled, Abated or Adjusted (1981)	
Libraries	12,075.00	FOR NET DEBT COMPUTATION	44,873,649	Balance December 31, 1981	
Other Educational Services		REAL PROPERTY VALUATIONS		CURRENT FINANCES DECEMBER 31, 1981	
STATUTORY EXPENDITURES		Code Class # of Porcels % VAL'N		ASSETS	
Pensions & F. I. C. A.	17,700.00	1 Vacant Land 45 1.29	351,450.00	Cash Dec. 31, 1981	177,667.15
Employee Fringe Benefits	2,373.08	2 Residential 578 81.04	22,101,429.00	Taxes Receivable	25,531.97
Other Statutory Expenditures	1,321.00	3 Form 7 .98	267,950.00	Tax Title Liens	2,363.68
CETA And Other Public Employment Pragroms		4a Commercial 51 14.20	3,873,680.00	Foreclosed Property	
MUNICIPAL FUNCTIONS		4b Industrial 5 2.10	573,800.00	Emergencies & Other Deferred Chorges	2,676.51
CAPITAL IMPROVEMENTS		4c Aportments 1 .39	105,200.00	State and Federal Aid Receivable	
DEBT SERVICE		Total 687	27,273,509.00	Other Receivables	813.50
Principal Payments	20,500.00	Land Area .75 Sq. Miles		Total	209,053.61
Interest Payments	91,055.61	Net Valuation Taxable-Municipal	28,090,912	LIABILITIES, RESERVES, AND SURPLUS	
DEFERRED CHARGES		Net Valuation Taxable-County	48,433,522	Cash Liabilities	49,182.24
SCHOOL, COUNTY, SPECIAL DISTRICT TAXES		State Equalized Valuation	49,475,050	Reserves far Receivables	28,709.55
RESERVE FOR UNCOLLECTED TAXES		State Equalization Ratio 56.08		Surplus Dec. 31, 1981	131,161.82
EXPENDITURES				Total	209,053.61
TOTAL					

0607

Population 1980 4,365
 Population 1981 4,356
 S & P Rating
 Moody Rating BAA-1

General Tax Rate Per \$100. 2.29
 State Equalized Tax Rate 2.12

HOPEWELL TWP. - CUMBERLAND CO.
Form of Government:
Township Committee
Number of Members on Governing Body - 3

PER CAPITA:
 Gross Debt 491.61
 Net Debt 64.28
 Debt Service 18.18
 Total Tax Levy 343.24
 Municipal Expenditures 166.44

PER CENT:
 Gross Debt 3.63
 Net Debt .48
 Tax Levy Collected 88.48
 Tax Levy Cancelled, Abated or Adjusted

EXPENDITURES		REVENUES-REALIZED		1981 PROPERTY TAX	
GENERAL GOVERNMENT		1981 Property Taxes Collected		STATE EQUALIZED TAX RATE	
Governing Body & Public Boards		1981 Payments in Lieu of Taxes	1,321,070.25	Local District School Taxes	.73
Municipal Clerk		Delinquent Tax & Lien Collections	131,201.01	Regional & Consolidated School Tax	.52
Financial Administration	20,800.00	Business Personalty Replacement Taxes	36,455.04	School Taxes in Municipal Budget	
Assessment of Taxes	18,550.00	Taxes from Public Utilities	160,533.00	County Taxes	.86
Collection of Taxes	14,260.00	Other Miscellaneous Tax Revenues	70,000.00	County Library Taxes	
Planning, Housing & Development	5,288.00	State Aid Revenues	28,111.70	Local Municipal Purpose Taxes	
Human Resources		Federal Aid Revenues		Veteran & Senior Citizen Taxes	
Elections		State and Local Fiscal Assistance Act Utilized	28,675.00	Total Taxes for Rate Computation	2.11
General Administration (other)	65,985.00	Sale of Acquired Property	6,907.00	Special District Taxes	
JUDICIARY		Other Miscellaneous Revenues	187,555.06	Bank Corp. Taxes	1,991.86
Municipal Courts	6,450.00	Total	1,970,552.06	Added and Omitted Taxes	6,139.67
PUBLIC SAFETY		Prior Years Surplus Appropriated	310,000.00	Total Taxes Levied - ABSTRACT	1,495,139.37
Fire Protection	15,600.00	REVENUES	2,280,552.06	Total Taxes Billed	1,493,147.51
Police Protection	2,250.00	Reserve For Uncollected Taxes	160,000.00	1981 TAXES COLLECTED	1,321,070.25
Civil Defense & Disaster Control	1,000.00			1981 Taxes Cancelled, Abated or Adjusted	
Environmental Inspection & Control	6,200.00			Transfer to Tax Title Liens or Foreclosed	
Other Public Safety				Balance Outstanding Dec. 31, 1981	172,077.26
PUBLIC WORKS		CAPITAL OUTLAY	399.86	PRIOR YEARS TAXES OUTSTANDING	
Streets and Drainage	205,875.00	Public Enterprises		Balance January 1, 1981	129,380.45
Sewers and Sewage Processing		Recreation—Culture		Collected in 1981	127,782.31
Garbage and Trash Disposal	10,375.00	Public Works	399.86	Cancelled, Abated or Adjusted 1981	
Public Buildings and Grounds	20,000.00	Buildings and Grounds		Transfers to Tax Title Liens or Foreclosed	
Other Public Works	25,000.00	Library and Education		Balance December 31, 1981	1,598.14
HEALTH and WELFARE		Conservation		TAX TITLE LIENS OUTSTANDING	
Health Services Except Environmental	100.00	All Other		Balance January 1, 1981	3,988.02
Welfare-Public Assistance	2,000.00			Transfer From Taxes	
Hospitals, Clinics, First Aid				Redeemed in 1981	3,418.70
Animal, Insect, & Rodent Control	2,900.00			Cancelled, Abated or Adjusted (1981)	
Other Welfare Services				Transfers to Foreclosed Property	
RECREATION and CONSERVATION				Balance December 31, 1981	569.32
Beaches and Boardwalks				PROPERTY ACQUIRED BY DEED OR	
Parks, Playgrounds, Shade Trees				FORECLOSURE	
Land Reclamation & Conservation				Balance January 1, 1981	7,650.00
Other Recreational Services	3,000.00			Transfers From Taxes or Liens	
EDUCATION (excluding schools)				Sale for Cash (1981)	6,907.00
Libraries				Cancelled, Abated or Adjusted (1981)	
Other Educational Services				Balance December 31, 1981	743.00
STATUTORY EXPENDITURES				CURRENT FINANCES DECEMBER 31, 1981	
Pensions & F. I. C. A.	16,012.00			ASSETS	
Employee Fringe Benefits				Cash Dec. 31, 1981	1,012,687.55
Other Statutory Expenditures	2,065.43			Taxes Receivable	173,675.40
CETA And Other Public Employment Programs				Tax Title Liens	569.32
MUNICIPAL FUNCTIONS				Foreclosed Property	743.00
CAPITAL IMPROVEMENTS	*MEMO*			Emergencies & Other Deferred Charges	15,300.00
DEBT SERVICE				State and Federal Aid Receivable	71,920.97
Principal Payments	60,000.00			Other Receivables	985.59
Interest Payments	19,210.00			Total	1,275,881.83
DEFERRED CHARGES				LIABILITIES, RESERVES, AND SURPLUS	
SCHOOL, COUNTY, SPECIAL DISTRICT TAXES	38,079.57			Cash Liabilities	588,911.06
RESERVE FOR UNCOLLECTED TAXES	1,487,007.64			Reserves for Receivables	175,973.31
EXPENDITURES	2,212,007.84			Surplus Dec. 31, 1981	510,997.46
				Total	1,275,881.83

Population 1980 10,893
 Population 1981 10,857
 S & P Rating
 Moody Rating

General Tax Rate Per \$100. 3.26
 State Equalized Tax Rate 2.34

HOPEWELL TWP. - MERCER CO.

Form of Government:

Township Committee

Number of Members on Governing Body - 5

PER CAPITA:

Gross Debt 176.52
 Net Debt 105.69
 Debt Service 25.92
 Total Tax Levy 888.82
 Municipal Expenditures 304.39

PER CENT:

Gross Debt .52
 Net Debt .31
 Tax Levy Collected 95.88
 Tax Levy Cancelled, Abated or Adjusted .34

EXPENDITURES		REVENUES-REALIZED		1981 PROPERTY TAX	
GENERAL GOVERNMENT				STATE EQUALIZED TAX RATE →	
Governing Body & Public Boards	23,660.00	1981 Property Taxes Collected		Local District School Taxes	
Municipal Clerk	27,741.00	9,261,324.34		Regional & Consolidated School Tax 1.28	5,192,051.70
Financial Administration	40,849.00	1981 Payments in Lieu of Taxes		School Taxes in Municipal Budget	
Assessment of Taxes	156,444.91	Delinquent Tax & Lien Collections		County Taxes .84	3,356,140.99
Collection of Taxes	31,737.00	413,478.67		County Library Taxes .04	169,211.89
Planning, Housing & Development	42,864.00	Business Personalty Replacement Taxes		Local Municipal Purpose Taxes .18	727,434.58
Human Resources	2,000.00	927,585.00		Veteran & Senior Citizen Taxes	81,910.00
Elections	3,092.00	Taxes from Public Utilities		Total Taxes for Rate Computation 2.34	9,566,749.16
General Administration (other)	264,838.22	100,000.00		Special District Taxes	
JUDICIARY		State Aid Revenues		Bank Corp. Taxes	5,075.67
Municipal Courts	65,863.00	77,516.96		Added and Omitted Taxes	159,577.26
PUBLIC SAFETY		Federal Aid Revenues		Total Taxes Levied - ABSTRACT	9,649,892.09
Fire Protection	36,219.00	State and Local Fiscal Assistance Act Utilized		Total Taxes Billed	9,659,294.44
Police Protection	553,248.01	Sale of Acquired Property		1981 TAXES COLLECTED	9,261,324.34
Civil Defense & Disaster Control	3,390.00	Other Miscellaneous Revenues		1981 Taxes Cancelled, Abated or Adjusted	33,069.21
Environmental Inspection & Control	43,818.00	494,301.33		Transfer to Tax Title Liens or Foreclosed	17,578.17
Other Public Safety		Prior Years Surplus Appropriated		Balance Outstanding Dec. 31, 1981	347,322.72
PUBLIC WORKS		REVENUES TOTAL		PRIOR YEARS TAXES OUTSTANDING	
Streets and Drainage	697,128.13	11,613,505.42		Balance January 1, 1981	406,239.35
Sewers and Sewage Processing	25,385.00	350,000.00		Collected in 1981	355,085.97
Garbage and Trash Disposal	11,225.00	11,563,505.42		Cancelled, Abated or Adjusted 1981	21.00
Public Buildings and Grounds	71,524.21	534,655.59		Transfers to Tax Title Liens or Foreclosed	6,704.53
Other Public Works	13,426.00	CAPITAL OUTLAY TOTAL		Balance December 31, 1981	4,427.85
HEALTH and WELFARE		331,629.53		TAX TITLE LIENS OUTSTANDING	
Health Services Except Environmental	72,872.00	Public Enterprises		Balance January 1, 1981	49,743.14
Welfare-Public Assistance	3,557.00	Recreation—Culture		Transfer From Taxes	27,315.84
Hospitals, Clinics, First Aid		Public Works		Redeemed in 1981	18,392.70
Animal, Insect, & Radent Control	4,600.00	324,850.93		Cancelled, Abated or Adjusted (1981)	
Other Welfare Services		6,778.60		Transfers to Foreclosed Property	
RECREATION and CONSERVATION		Buildings and Grounds		Balance December 31, 1981	58,666.28
Beaches and Boardwalks		Library and Education		PROPERTY ACQUIRED BY DEED OR FORECLOSURE	
Parks, Playgrounds, Shade Trees	794.00	Conservation		Balance January 1, 1981	28,400.00
Land Reclamation & Conservation	1,300.00	All Other		Transfers From Taxes or Liens	
Other Recreational Services	16,415.28	CAPITAL DEBT AUTHORIZED, DECEMBER 31, 1981		Sale for Cash (1981)	
EDUCATION (excluding schools)		ISSUED AND UNISSUED GROSS DEBT NET DEBT		Cancelled, Abated or Adjusted (1981)	
Libraries		School 768,943		Balance December 31, 1981	28,400.00
Other Educational Services	500.00	Self-liquidating 1,147,490		CURRENT FINANCES DECEMBER 31, 1981	
STATUTORY EXPENDITURES		Other 1,916,433		ASSETS	
Pensions & F. I. C. A.	163,599.00	Total 1,811,933.20		Cash Dec. 31, 1981	1,256,145.12
Employee Fringe Benefits	62,010.00	EQUALIZED VALUATION BASIS FOR NET DEBT COMPUTATION		Taxes Receivable	351,750.57
Other Statutory Expenditures	5,925.00	368,413,569		Tax Title Liens	58,666.28
CETA And Other Public Employment Programs		REAL PROPERTY VALUATIONS		Foreclosed Property	28,400.00
MUNICIPAL FUNCTIONS TOTAL	2,446,024.76	Code Class # of Parcels % VAL'N ASSESSED VALUATION		Emergencies & Other Deferred Charges	127,752.13
CAPITAL IMPROVEMENTS *MEMU*	100.00	1 Vacant Land 501 2.14 6,182,000.00		State and Federal Aid Receivable	100,000.00
DEBT SERVICE		2 Residential 2891 63.85 184,484,100.00		Other Receivables	374,183.19
Principal Payments	213,720.00	3 Farm 1211 15.36 44,347,300.00		Total	2,336,901.29
Interest Payments	67,674.30	4a Commercial 87 6.34 18,300,700.00		LIABILITIES, RESERVES, AND SURPLUS	
DEFERRED CHARGES	42,721.36	4b Industrial 25 12.04 34,768,300.00		Cash Liabilities	518,101.33
SCHOOL, COUNTY, SPECIAL DISTRICT TAXES	8,757,404.58	4c Apartments 7 .23 674,400.00		Reserves for Receivables	813,000.04
RESERVE FOR UNCOLLECTED TAXES	534,655.59	Total 4722 288,756,800.00		Surplus Dec. 31, 1981	1,005,799.92
EXPENDITURES TOTAL	12,062,200.59	Land Area 58.00 Sq. Miles		Total	2,336,901.29
		Net Valuation Taxable-Municipal 291,120,471			
		Net Valuation Taxable-County 387,440,732			
		State Equalized Valuation 404,923,499			
		State Equalization Ratio 71.74			

1319

Population 1980 25,065
 Population 1981 25,717
 S & P Rating
 Moody Rating

General Tax Rate Per \$100.

6.19

State Equalized Tax Rate

2.44

HOWELL TOWNSHIP - MONMOUTH CO.**Form of Government:****Township Committee****Number of Members on Governing Body - 5****PER CAPITA:**

Gross Debt 518.99
 Net Debt 234.93
 Debt Service 25.68
 Total Tax Levy 474.78
 Municipal Expenditures 257.06

PER CENT:

Gross Debt 3.18
 Net Debt 1.44
 Tax Levy Collected 94.42
 Tax Levy Cancelled, Abated or Adjusted

EXPENDITURES		REVENUES-REALIZED		1981 PROPERTY TAX	
GENERAL GOVERNMENT				STATE EQUALIZED TAX RATE	
Governing Body & Public Boards	36,350.00	1981 Property Taxes Collected	11,514,021.12	Local District School Taxes	1.14
Municipal Clerk	53,209.00	1981 Payments in Lieu of Taxes		Regional & Consolidated School Tax	.66
Financial Administration	61,725.00	Delinquent Tax & Lien Collections	694,785.36	School Taxes in Municipal Budget	
Assessment of Taxes	56,410.00	Business Personalty Replacement Taxes	240,647.40	County Taxes	.51
Collection of Taxes	56,455.00	Taxes from Public Utilities	3,864,231.00	County Library Taxes	.02
Planning, Housing & Development	54,696.00	Other Miscellaneous Tax Revenues		Local Municipal Purpose Taxes	.10
Human Resources	38,468.00	State Aid Revenues	301,267.12	Veteran & Senior Citizen Taxes	
Elections	1,000.00	Federal Aid Revenues	50,509.32	Total Taxes for Rate Computation	2.43
General Administration (other)	666,144.79	State and Local Fiscal Assistance Act Utilized	400,353.08	Special District Taxes	
JUDICIARY		Sale of Acquired Property		Bank Corp. Taxes	
Municipal Courts	101,862.00	Other Miscellaneous Revenues	1,137,732.01	Added and Omitted Taxes	
PUBLIC SAFETY		Total	18,243,606.41	Total Taxes Levied - ABSTRACT	
Fire Protection	3,500.00	Prior Years Surplus Appropriated	1,050,000.00	Total Taxes Billed	
Police Protection	1,570,050.00	REVENUES	19,293,606.41	1981 TAXES COLLECTED	
Civil Defense & Disaster Control		Reserve For Uncollected Taxes	815,326.63	1981 Taxes Cancelled, Abated or Adjusted	
Environmental Inspection & Control	145,821.00	CAPITAL OUTLAY	2,833,750.63	Transfer to Tax Title Liens or Foreclosed	
Other Public Safety		TOTAL		Balance Outstanding Dec. 31, 1981	680,950.94
PUBLIC WORKS				PRIOR YEARS TAXES OUTSTANDING	
Streets and Drainage	1,191,490.31	Public Enterprises		Balance January 1, 1981	500,447.83
Sewers and Sewage Processing		Recreation—Culture	8,352.20	Collected in 1981	629,252.01
Garbage and Trash Disposal		Public Works	2,536,842.46	Cancelled, Abated or Adjusted 1981	
Public Buildings and Grounds		Buildings and Grounds	288,555.97	Transfers to Tax Title Liens or Foreclosed	
Other Public Works	26,669.05	Library and Education		Balance December 31, 1981	271,195.82
HEALTH and WELFARE		Conservation		TAX TITLE LIENS OUTSTANDING	
Health Services Except Environmental	145,785.00	All Other		Balance January 1, 1981	363,955.52
Welfare-Public Assistance	43,832.00	CAPITAL DEBT AUTHORIZED, DECEMBER 31, 1981		Transfer From Taxes	
Hospitals, Clinics, First Aid		ISSUED AND UNISSUED		Redeemed in 1981	65,533.35
Animal, Insect, & Rodent Control		School	7,171,304	Cancelled, Abated or Adjusted (1981)	
Other Welfare Services		Self-liquidating	6,175,475	Transfers to Foreclosed Property	
RECREATION and CONSERVATION		Other	13,346,779	Balance December 31, 1981	298,462.17
Beaches and Boardwalks		TOTAL		PROPERTY ACQUIRED BY DEED OR FORECLOSURE	
Parks, Playgrounds, Shade Trees	10,273.56	ISSUED AND OUTSTANDING		Balance January 1, 1981	179,500.00
Land Reclamation & Conservation	2,400.00	School	6,596,738.52	Transfers From Taxes or Liens	
Other Recreational Services	92,847.54	Self-liquidating	4,455,365.00	Sale for Cash (1981)	
EDUCATION (excluding schools)		Other	11,452,103.52	Cancelled, Abated or Adjusted (1981)	
Libraries	5,550.00	TOTAL		Balance December 31, 1981	179,500.00
Other Educational Services		EQUALIZED VALUATION BASIS		CURRENT FINANCES DECEMBER 31, 1981	
STATUTORY EXPENDITURES		FOR NET DEBT COMPUTATION	419,265,950	ASSETS	
Pensions & F. I. C. A.	402,499.23	REAL PROPERTY VALUATIONS		Cash Dec. 31, 1981	4,009,916.39
Employee Fringe Benefits	148,000.00	Code Class # of Parcels % VAL'N		Taxes Receivable	952,146.76
Other Statutory Expenditures	13,000.00	1 Vacant Land 1486 3.92	7,122,660.00	Tax Title Liens	298,462.17
CETA And Other Public Employment Programs	85,136.00	2 Residential 6424 70.73	128,609,400.00	Foreclosed Property	179,500.00
MUNICIPAL FUNCTIONS	5,063,173.48	3 Farm 970 10.03	18,220,000.00	Emergencies & Other Deferred Charges	208,000.00
CAPITAL IMPROVEMENTS	*MEMO*	4a Commercial 289 10.60	19,277,700.00	State and Federal Aid Receivable	221,198.63
DEBT SERVICE		4b Industrial 56 4.72	8,584,400.00	Other Receivables	273,912.29
Principal Payments	425,000.00	4c Apartments		Total	6,143,136.24
Interest Payments	235,410.34	Total	9225	LIABILITIES, RESERVES, AND SURPLUS	
DEFERRED CHARGES	72,000.00	Land Area 62.10 Sq. Miles		Cash Liabilities	2,115,446.03
SCHOOL, COUNTY, SPECIAL DISTRICT TAXES	11,396,486.61	Net Valuation Taxable-Municipal	183,881,631	Reserves for Receivables	1,684,811.97
RESERVE FOR UNCOLLECTED TAXES	815,326.63	Net Valuation Taxable-County	450,746,166	Surplus Dec. 31, 1981	2,342,878.24
EXPENDITURES	TOTAL	State Equalized Valuation	463,890,429	Total	6,143,136.24
	18,007,397.06	State Equalization Ratio	35.37		

Population 1980 2,829
 Population 1981 2,874
 S & P Rating
 Maady Rating

General Tax Rate Per \$100.
 2.91
 State Equalized Tax Rate
 2.10

INDEPENDENCE TOWNSHIP - WARREN CO.

Form of Government:

Township Committee

Number of Members on Governing Body - 3

PER CAPITA:

Gross Debt 51.80
 Net Debt 26.40
 Debt Service
 Total Tax Levy 562.02
 Municipal Expenditures 207.61

PER CENT:

Gross Debt .22
 Net Debt .11
 Tax Levy Collected 91.88
 Tax Levy Cancelled, Aboted
 or Adjusted .21

EXPENDITURES		REVENUES-REALIZED		1981 PROPERTY TAX	
GENERAL GOVERNMENT				STATE EQUALIZED TAX RATE \rightarrow	
Governing Body & Public Boords				Local District School Taxes 1.31	985,423.00
Municipal Clerk	7,700.00	1981 Property Taxes Collected 1,485,572.32		Regional & Consolidated School Tax	
Financial Administration	8,743.01	1981 Payments in Lieu of Taxes 151,048.66		School Taxes in Municipal Budget	
Assessment of Taxes	7,575.00	Delinquent Tax & Lien Collections 29,051.48		County Taxes .51 *	386,111.23
Collection of Taxes	14,700.00	Business Personalty Replacement Taxes 78,370.00		County Library Taxes .03	20,607.07
Planning, Housing & Development		Taxes from Public Utilities 19,965.86		Local Municipal Purpose Taxes .25	189,825.00
Human Resources	88,550.00	Other Miscellaneous Tax Revenues 17,616.00		Veteran & Senior Citizen Taxes 2.10	23,930.00
Elections		State Aid Revenues 148,707.80		Total Taxes for Rate Computation	1,605,896.30
General Administration (other)	9,580.00	Federal Aid Revenues 90,000.00		Special District Taxes	1,122.45
JUDICIARY		State and Local Fiscal Assistance Act Utilized 1,930,732.32		Bank Corp. Taxes	32,170.68
Municipal Courts	8,600.04	Sole of Acquired Property 148,707.80		Added and Omitted Taxes	
PUBLIC SAFETY	32,180.00	Other Miscellaneous Revenues 2,020,732.32		Total Taxes Levied - ABSTRACT	1,615,259.43
Fire Protection	600.00	Prior Years Surplus Appropriated 192,076.08		Total Taxes Billed	1,617,374.17
Police Protection	16,000.04	REVENUES TOTAL		1981 TAXES COLLECTED	1,485,572.32
Civil Defense & Disaster Control		CAPITAL OUTLAY TOTAL 82,808.77		1981 Taxes Cancelled, Abated or Adjusted	3,387.51
Environmental Inspection & Control				Transfer to Tax Title Liens or Foreclosed	13,589.74
Other Public Safety				Balance Outstanding Dec. 31, 1981	114,424.20
PUBLIC WORKS				PRIOR YEARS TAXES OUTSTANDING	
Streets and Drainage	58,168.00			Balance January 1, 1981	156,547.88
Sewers and Sewage Processing	34,900.00			Collected in 1981	147,297.81
Garbage and Trash Disposal	7,800.00			Cancelled, Abated or Adjusted 1981	1,909.52
Public Buildings and Grounds				Transfers to Tax Title Liens or Foreclosed	5,256.06
Other Public Works				Balance December 31, 1981	2,084.49
HEALTH and WELFARE				TAX TITLE LIENS OUTSTANDING	
Health Services Except Environmental	100.00			Balance January 1, 1981	14,239.47
Welfare-Public Assistance	11,850.00			Transfer From Taxes	19,416.38
Hospitals, Clinics, First Aid	3,572.50			Redeemed in 1981	3,751.05
Animal, Insect, & Rodent Control				Cancelled, Abated or Adjusted (1981)	169.51
Other Welfare Services				Transfers to Foreclosed Property	29,734.89
RECREATION and CONSERVATION				Balance December 31, 1981	6,100.00
Beaches and Boardwalks	1,500.00			PROPERTY ACQUIRED BY DEED OR FORECLOSURE	
Parks, Playgrounds, Shade Trees	16,318.06			Balance January 1, 1981	6,100.00
Land Reclamation & Conservation				Transfers From Taxes or Liens	
Other Recreational Services				Sole for Cash (1981)	
EDUCATION (excluding schools)				Cancelled, Abated or Adjusted (1981)	
Libraries				Balance December 31, 1981	6,100.00
Other Educational Services				CURRENT FINANCES DECEMBER 31, 1981	
STATUTORY EXPENDITURES				ASSETS	
Pensions & F. I. C. A.	15,000.00			Cash Dec. 31, 1981	825,811.07
Employee Fringe Benefits	4,650.00			Taxes Receivable	116,508.69
Other Statutory Expenditures	1,300.00			Tax Title Liens	29,734.89
CETA And Other Public Employment Programs	349,386.65			Foreclosed Property	6,100.00
MUNICIPAL FUNCTIONS				Emergencies & Other Deferred Charges	52,098.75
CAPITAL IMPROVEMENTS				State and Federal Aid Receivable	369.65
DEBT SERVICE				Other Receivables	34,320.58
Principal Payments				Total	1,064,943.63
Interest Payments				LIABILITIES, RESERVES, AND SURPLUS	
DEFERRED CHARGES	55,222.00			Cash Liabilities	582,928.05
SCHOOL, COUNTY, SPECIAL DISTRICT TAXES	1,392,141.30			Reserves for Receivables	166,664.16
RESERVE FOR UNCOLLECTED TAXES				Surplus Dec. 31, 1981	295,351.42
EXPENDITURES TOTAL	1,988,826.03			Total	1,064,943.63

1320

Population 1980 1,037
 Population 1981 1,029
 S & P Rating
 Moody Rating

General Tax Rate Per \$100. 3.99
 State Equalized Tax Rate 1.36

INTERLAKEN BOROUGH - MONMOUTH CO.
Form of Government:
Borough Council
Number of Members on Governing Body - 6

PER CAPITA:
 Gross Debt 258.17
 Net Debt 258.17
 Debt Service 22.67
 Total Tax Levy 514.90
 Municipal Expenditures 433.35

PER CENT:
 Gross Debt .78
 Net Debt .78
 Tax Levy Collected 98.24
 Tax Levy Cancelled, Abated or Adjusted

EXPENDITURES		REVENUES-REALIZED		1981 PROPERTY TAX	
GENERAL GOVERNMENT				STATE EQUALIZED TAX RATE	
Governing Body & Public Boards				Local District School Taxes .10	39,584.00
Municipal Clerk				Regional & Consolidated School Tax	
Financial Administration	4,444.00			School Taxes in Municipal Budget	
Assessment of Taxes	2,886.00			County Taxes .47	182,388.39
Collection of Taxes	5,644.85			County Library Taxes .02	6,785.76
Planning, Housing & Development	140.00			Local Municipal Purpose Taxes .77	300,429.87
Human Resources				Veteran & Senior Citizen Taxes	9,600.00
Elections	1,458.47			Total Taxes for Rate Computation 1.36	538,788.02
General Administration (other)	53,271.44			Special District Taxes	
JUDICIARY				Bank Corp. Taxes	
Municipal Courts	2,984.50			Added and Omitted Taxes	644.06
PUBLIC SAFETY				Total Taxes Levied - ABSTRACT	529,832.08
Fire Protection	16,766.91			Total Taxes Billed	529,828.87
Police Protection	95,719.60			1981 TAXES COLLECTED	520,481.65
Civil Defense & Disaster Control				1981 Taxes Cancelled, Abated or Adjusted	
Environmental Inspection & Control	1,450.96			Transfer to Tax Title Liens or Foreclosed	95.66
Other Public Safety				Balance Outstanding Dec. 31, 1981	9,251.56
PUBLIC WORKS				PRIOR YEARS TAXES OUTSTANDING	
Streets and Drainage	46,513.08			Balance January 1, 1981	5,561.53
Sewers and Sewage Processing	29,576.00			Collected in 1981	5,561.53
Garbage and Trash Disposal	36,500.00			Cancelled, Abated or Adjusted 1981	
Public Buildings and Grounds	9,000.00			Transfers to Tax Title Liens or Foreclosed	
Other Public Works				Balance December 31, 1981	
HEALTH and WELFARE				TAX TITLE LIENS OUTSTANDING	
Health Services Except Environmental	1,475.00			Balance January 1, 1981	294.42
Welfare-Public Assistance				Transfer From Taxes	95.66
Hospitals, Clinics, First Aid	400.00			Redeemed in 1981	
Animal, Insect, & Rodent Control				Cancelled, Abated or Adjusted (1981)	
Other Welfare Services				Transfers to Foreclosed Property	
RECREATION and CONSERVATION				Balance December 31, 1981	390.08
Beaches and Boardwalks				PROPERTY ACQUIRED BY DEED OR FORECLOSURE	
Parks, Playgrounds, Shade Trees	23,791.00			Balance January 1, 1981	4,000.00
Land Reclamation & Conservation				Transfers From Taxes or Liens	
Other Recreational Services				Sale for Cash (1981)	
EDUCATION (excluding schools)				Cancelled, Abated or Adjusted (1981)	
Libraries	1,590.70			Balance December 31, 1981	4,000.00
Other Educational Services				CURRENT FINANCES DECEMBER 31, 1981	
STATUTORY EXPENDITURES				ASSETS	
Pensions & F. I. C. A.	30,536.52			Cash Dec. 31, 1981	121,257.39
Employee Fringe Benefits	5,100.00			Taxes Receivable	9,251.56
Other Statutory Expenditures	851.60			Tax Title Liens	390.08
CETA And Other Public Employment Programs	4,761.03			Foreclosed Property	4,000.00
MUNICIPAL FUNCTIONS				Emergencies & Other Deferred Charges	14,300.00
CAPITAL IMPROVEMENTS				State and Federal Aid Receivable	
DEBT SERVICE				Other Receivables	1,058.55
Principal Payments	14,750.00			Total	150,257.58
Interest Payments	8,581.66			LIABILITIES, RESERVES, AND SURPLUS	
				Cash Liabilities	59,113.80
DEFERRED CHARGES				Reserves for Receivables	14,636.79
SCHOOL, COUNTY, SPECIAL DISTRICT TAXES	228,758.15			Surplus Dec. 31, 1981	76,506.99
RESERVE FOR UNCOLLECTED TAXES				Total	150,257.58
EXPENDITURES					
TOTAL	674,671.66				

Population 1980 61,493

Population 1981 60,917

S & P Rating

Moody Rating A

General Tax Rate Per \$100.

7.29

State Equalized Tax Rate

4.49

IRVINGTON TOWN - ESSEX COUNTY

Form of Government:

Mayor-Council Plan D (OMCL 50)

Number of Members on Governing Body - 7

PER CAPITA:

Gross Debt 294.94

Net Debt 125.13

Debt Service 19.92

Total Tax Levy 386.28

Municipal Expenditures 330.86

PER CENT:

Gross Debt 3.77

Net Debt 1.60

Tax Levy Collected 93.26

Tax Levy Cancelled, Abated

or Adjusted 2.20

EXPENDITURES		REVENUES-REALIZED		1981 PROPERTY TAX	
GENERAL GOVERNMENT				STATE EQUALIZED TAX RATE →	
Governing Body & Public Boards	47,679.00	1981 Property Taxes Collected	21,926,280.27	Local District School Taxes	1.48 7,740,989.00
Municipal Clerk	87,443.00	1981 Payments in Lieu of Taxes		Regional & Consolidated School Tax	
Financial Administration	300,693.00	Delinquent Tax & Lien Collections	773,638.37	School Taxes in Municipal Budget	.01 71,465.40
Assessment of Taxes	76,204.00	Business Personalty Replacement Taxes	724,901.00	County Taxes	1.14 5,973,122.89
Collection of Taxes	128,496.00	Taxes from Public Utilities	1,730,721.00	County Library Taxes	
Planning, Housing & Development	18,725.00	Other Miscellaneous Tax Revenues	174,500.00	Local Municipal Purpose Taxes	1.85 9,701,479.00
Human Resources	620,084.00	State Aid Revenues	2,046,337.90	Veteran & Senior Citizen Taxes	
Elections	12,500.00	Federal Aid Revenues	1,457,856.50	Total Taxes for Rate Computation	4.48 23,767,906.29
General Administration (other)	1,261,328.98	State and Local Fiscal Assistance Act Utilized	650,838.02	Special District Taxes	
JUDICIARY		State and Local Fiscal Assistance Act Utilized		Bank Corp. Taxes	38,978.07
Municipal Courts	219,940.00	Sale of Acquired Property	2,560,012.30	Added and Omitted Taxes	4,680.18
PUBLIC SAFETY		Other Miscellaneous Revenues	32,045,125.36	Total Taxes Levied - ABSTRACT	23,530,714.54
Fire Protection	3,118,715.00	Total	32,045,125.36	Total Taxes Billed	23,510,840.49
Police Protection	3,277,498.00	Prior Years Surplus Appropriated	1,500,000.00	1981 TAXES COLLECTED	21,926,280.27
Civil Defense & Disaster Control	30,860.00	REVENUES TOTAL	33,545,125.36	1981 Taxes Cancelled, Abated or Adjusted	516,980.08
Environmental Inspection & Control	102,688.00	Reserve for Uncollected Taxes	1,621,865.00	Transfer to Tax Title Liens or Foreclosed	
Other Public Safety	121,304.00			Balance Outstanding Dec. 31, 1981	1,067,580.14
PUBLIC WORKS		CAPITAL OUTLAY TOTAL	126,519.17	PRIOR YEARS TAXES OUTSTANDING	
Streets and Drainage	1,622,912.88	Public Enterprises		Balance January 1, 1981	749,120.93
Sewers and Sewage Processing	1,275,707.00	Recreation—Culture		Collected in 1981	672,568.23
Garbage and Trash Disposal	80,000.00	Public Works	82,041.71	Cancelled, Abated or Adjusted 1981	23,477.56
Public Buildings and Grounds	445,160.00	Buildings and Grounds	27,131.20	Transfers to Tax Title Liens or Foreclosed	53,075.14
Other Public Works	49,150.00	Library and Education	17,346.26	Balance December 31, 1981	
HEALTH and WELFARE		Conservation		TAX TITLE LIENS OUTSTANDING	
Health Services Except Environmental	334,613.00	All Other		Balance January 1, 1981	714,533.60
Welfare-Public Assistance	136,366.00			Transfer From Taxes	62,698.27
Hospitals, Clinics, First Aid		CAPITAL DEBT AUTHORIZED, DECEMBER 31, 1981		Redeemed in 1981	101,070.14
Animal, Insect, & Rodent Control	13,535.00	ISSUED AND UNISSUED		Cancelled, Abated or Adjusted (1981)	
Other Welfare Services		GROSS DEBT		Transfers to Foreclosed Property	
RECREATION and CONSERVATION		School	6,334,000	Balance December 31, 1981	676,161.73
Beaches and Boardwalks		Self-liquidating	11,632,570	PROPERTY ACQUIRED BY DEED OR	
Parks, Playgrounds, Shade Trees	218,644.00	Other	17,966,570	FORECLOSURE	
Land Reclamation & Conservation		Total	17,966,570	Balance January 1, 1981	168,300.00
Other Recreational Services	62,666.00	ISSUED AND OUTSTANDING		Transfers From Taxes or Liens	
EDUCATION (excluding schools)		School	1,724,000.00	Sale for Cash (1981)	
Libraries	352,500.00	Self-liquidating	7,451,570.00	Cancelled, Abated or Adjusted (1981)	
Other Educational Services	10,000.00	Other	9,175,570.00	Balance December 31, 1981	168,300.00
STATUTORY EXPENDITURES		Total	9,175,570.00	CURRENT FINANCES DECEMBER 31, 1981	
Pensions & F. I. C. A.	2,159,175.30	EQUALIZED VALUATION BASIS		ASSETS	
Employee Fringe Benefits	530,000.00	FOR NET DEBT COMPUTATION	476,874,469	Cash Dec. 31, 1981	4,188,925.57
Other Statutory Expenditures	60,000.00	REAL PROPERTY VALUATIONS		Taxes Receivable	1,067,580.14
CETA And Other Public Employment Programs	519,920.00	Code Class # of Parcels % VAL'N		Tax Title Liens	676,161.73
MUNICIPAL FUNCTIONS TOTAL	17,298,507.16	1 Vacant Land 254 1.19	3,660,100.00	Foreclosed Property	168,300.00
CAPITAL IMPROVEMENTS *MEMO*	25,000.00	2 Residential 7910 56.89	175,526,300.00	Emergencies & Other Deferred Charges	
DEBT SERVICE		3 Farm		State and Federal Aid Receivable	113,823.07
Principal Payments	765,280.00	4a Commercial 643 15.36	47,381,400.00	Other Receivables	823,624.83
Interest Payments	448,433.67	4b Industrial 189 7.16	22,096,100.00	Total	7,038,415.34
TYPE I SCHL DEBT *MEMO	444,925.25	4c Apartments 380 19.41	59,889,100.00	LIABILITIES, RESERVES, AND SURPLUS	
	21,151.45	Total 9376	308,553,000.00	Cash Liabilities	2,140,524.32
DEFERRED CHARGES		Land Area 2.80 Sq. Miles		Reserves for Receivables	2,735,666.70
SCHOOL, COUNTY, SPECIAL DISTRICT TAXES	13,785,577.29	Net Valuation Taxable-Municipal	322,443,500	Surplus Dec. 31, 1981	2,162,224.32
RESERVE FOR UNCOLLECTED TAXES	1,621,865.00	Net Valuation Taxable-County	505,995,479	Total	7,038,415.34
EXPENDITURES TOTAL	33,940,814.57	State Equalized Valuation	514,580,524		
		State Equalization Ratio	61.64		

Population 1980 1,575
 Population 1981 1,588
 S & P Rating
 Moody Rating

General Tax Rate Per \$100. 3.59
 State Equalized Tax Rate 2.56

ISLAND HEIGHTS BOROUGH - OCEAN CO.
Form of Government:
Small Municipality Plan A (OMCL 50)
Number of Members on Governing Body - 7

PER CAPITA:

Gross Debt 409.27
 Net Debt 234.26
 Debt Service 37.93
 Total Tax Levy 578.30
 Municipal Expenditures 326.88

PER CENT:

Gross Debt 1.99
 Net Debt 1.14
 Tax Levy Collected 88.30
 Tax Levy Cancelled, Abated or Adjusted

EXPENDITURES		REVENUES-REALIZED		1981 PROPERTY TAX	
GENERAL GOVERNMENT				STATE EQUALIZED TAX RATE → .94	
Governing Body & Public Boards		1981 Property Taxes Collected	810,425.20	Local District School Taxes	334,637.30
Municipal Clerk	7,643.40	1981 Payments in Lieu of Taxes		Regional & Consolidated School Tax	185,297.15
Financial Administration	3,773.50	Delinquent Tax & Lien Collections	92,372.60	School Taxes in Municipal Budget	
Assessment of Taxes	4,013.03	Business Personalty Replacement Taxes	5,714.72	County Taxes	* 161,187.72
Collection of Taxes	3,748.00	Taxes from Public Utilities	72,518.00	County Library Taxes	8,981.92
Planning, Housing & Development		Other Miscellaneous Tax Revenues	18,486.00	Local Municipal Purpose Taxes	222,400.00
Human Resources		State Aid Revenues	12,364.77	Veteran & Senior Citizen Taxes	22,250.00
Elections	1,200.00	Federal Aid Revenues	11,266.73	Total Taxes for Rate Computation	2.56 934,754.09
General Administration (other)	68,746.88	State and Local Fiscal Assistance Act Utilized	24,288.00	Special District Taxes	
JUDICIARY		Sale of Acquired Property		Bank Corp. Taxes	559.78
Municipal Courts	7,947.38	Other Miscellaneous Revenues	89,728.89	Added and Omitted Taxes	5,269.88
PUBLIC SAFETY		Total	1,137,164.91	Total Taxes Levied - ABSTRACT	918,333.75
Fire Protection	2,500.00	Prior Years Surplus Appropriated	23,322.00	Total Taxes Billed	917,713.97
Police Protection	82,405.35	REVENUES TOTAL	1,160,486.91	1981 TAXES COLLECTED	810,425.20
Civil Defense & Disaster Control		Reserve For Uncollected Taxes	105,867.45	1981 Taxes Cancelled, Abated or Adjusted	
Environmental Inspection & Control	2,857.00	CAPITAL OUTLAY TOTAL	10,166.40	Transfer to Tax Title Liens or Foreclosed	
Other Public Safety		Public Enterprises		Balance Outstanding Dec. 31, 1981	107,348.77
PUBLIC WORKS		Recreation—Culture		PRIOR YEARS TAXES OUTSTANDING	
Streets and Drainage	50,037.85	Public Works	10,166.40	Balance January 1, 1981	92,221.76
Sewers and Sewage Processing		Buildings and Grounds		Collected in 1981	85,977.30
Garbage and Trash Disposal	37,650.00	Library and Education		Cancelled, Abated or Adjusted 1981	
Public Buildings and Grounds	15,051.40	Conservation		Transfers to Tax Title Liens or Foreclosed	
Other Public Works	14,135.06	All Other		Balance December 31, 1981	6,244.46
HEALTH and WELFARE		CAPITAL DEBT AUTHORIZED, DECEMBER 31, 1981		TAX TITLE LIENS OUTSTANDING	
Health Services Except Environmental	355.00	ISSUED AND UNISSUED		Balance January 1, 1981	17,829.95
Welfare-Public Assistance	615.53	School	219,428	Transfer From Taxes	
Hospitals, Clinics, First Aid	100.00	Self-liquidating	58,500	Redeemed in 1981	6,395.30
Animal, Insect, & Rodent Control		Other	372,000	Cancelled, Abated or Adjusted (1981)	
Other Welfare Services		Total	649,928	Transfers to Foreclosed Property	
RECREATION and CONSERVATION		ISSUED AND OUTSTANDING		Balance December 31, 1981	11,434.65
Beaches and Boardwalks	9,023.47	School	219,428.69	PROPERTY ACQUIRED BY DEED OR FORECLOSURE	
Parks, Playgrounds, Shade Trees	1,020.46	Self-liquidating	53,500.00	Balance January 1, 1981	
Land Reclamation & Conservation		Other	372,000.00	Transfers From Taxes or Liens	
Other Recreational Services	1,221.00	Total	644,928.69	Sale for Cash (1981)	
EDUCATION (excluding schools)		EQUALIZED VALUATION BASIS		Cancelled, Abated or Adjusted (1981)	
Libraries	700.00	FOR NET DEBT COMPUTATION	32,672,640	Balance December 31, 1981	
Other Educational Services		REAL PROPERTY VALUATIONS		CURRENT FINANCES DECEMBER 31, 1981	
STATUTORY EXPENDITURES		Code Class # of Parcels % VAL'N		ASSETS	
Pensions & F. I. C. A.	11,541.75	1 Vacant Land 99 3.94	594,700.00	Cash Dec. 31, 1981	313,218.25
Employee Fringe Benefits	1,758.02	2 Residential 655 85.78	21,655,200.00	Taxes Receivable	113,593.23
Other Statutory Expenditures	15,000.00	3 Farm		Tax Title Liens	11,434.65
CETA And Other Public Employment Programs	5,186.31	4a Commercial 28 10.00	2,524,000.00	Foreclosed Property	
MUNICIPAL FUNCTIONS TOTAL	348,230.39	4b Industrial		Emergencies & Other Deferred Charges	2,080.00
CAPITAL IMPROVEMENTS *MEMO*	2,000.00	4c Apartments 1 .28	70,100.00	State and Federal Aid Receivable	18,486.00
DEBT SERVICE		Total 783	25,244,000.00	Other Receivables	8,355.93
Principal Payments	30,000.00	Land Area .60 Sq. Miles		Total	467,168.06
Interest Payments	30,229.25	Net Valuation Taxable-Municipal	25,434,190	LIABILITIES, RESERVES, AND SURPLUS	
DEFERRED CHARGES	4,760.72	Net Valuation Taxable-County	33,884,893	Cash Liabilities	259,759.11
SCHOOL, COUNTY, SPECIAL DISTRICT TAXES	690,104.09	State Equalized Valuation	35,610,423	Reserves for Receivables	133,383.81
RESERVE FOR UNCOLLECTED TAXES	105,867.45	State Equalization Ratio	71.27	Surplus Dec. 31, 1981	74,025.14
EXPENDITURES TOTAL	1,209,191.90			Total	467,168.06

Population 1980 25,644
 Population 1981 26,460
 S & P Rating
 Moody Rating BAA

General Tax Rate Per \$100. 3.48
 State Equalized Tax Rate 2.57

JACKSON TOWNSHIP - OCEAN COUNTY
Form of Government:
Township Committee
Number of Members on Governing Body - 5

PER CAPITA.
 Gross Debt 729.04
 Net Debt 155.01
 Debt Service 12.77
 Total Tax Levy 484.21
 Municipal Expenditures 247.97

PER CENT:
 Gross Debt 4.76
 Net Debt 1.01
 Tax Levy Collected 89.12
 Tax Levy Cancelled, Abated or Adjusted

EXPENDITURES		REVENUES-REALIZED		1981 PROPERTY TAX	
GENERAL GOVERNMENT				STATE EQUALIZED TAX RATE	
Governing Body & Public Baards	1,575.00	1981 Property Taxes Collected		Local District School Taxes	1.69 7,770,761.99
Municipal Clerk		1981 Payments in Lieu of Taxes		Regional & Consolidated School Tax	
Financial Administration	66,801.00	Delinquent Tax & Lien Collections		School Taxes in Municipal Budget	
Assessment of Taxes	105,961.00	Business Personalty Replacement Taxes		County Taxes	.43 * 1,963,150.12
Collection of Taxes	140,382.00	Taxes from Public Utilities		County Library Taxes	.02 109,464.31
Planning, Housing & Development	69,340.00	Other Miscellaneous Tax Revenues		Local Municipal Purpose Taxes	.43 1,961,400.95
Human Resources		State Aid Revenues		Veteran & Senior Citizen Taxes	174,525.00
Elections	2,982.00	Federal Aid Revenues		Total Taxes for Rate Computation	2.57 11,965,502.37
General Administration (other)	864,379.39	State and Local Fiscal Assistance Act Utilized		Special District Taxes	779,358.62
JUDICIARY		Sale of Acquired Property		Bank Corp. Taxes	10,705.01
Municipal Courts	60,226.00	Other Miscellaneous Revenues		Added and Omitted Taxes	211,265.89
PUBLIC SAFETY		Total		Total Taxes Levied - ABSTRACT	12,812,106.89
Fire Protection		Prior Years Surplus Appropriated		Total Taxes Billed	12,801,401.88
Police Protection	1,657,038.26	REVENUES TOTAL		1981 TAXES COLLECTED	11,408,161.29
Civil Defense & Disaster Control	1,500.00	Reserve For Uncollected Taxes		1981 Taxes Cancelled, Abated or Adjusted	
Environmental Inspection & Control	112,899.00	CAPITAL OUTLAY TOTAL		Transfer to Tax Title Liens or Foreclosed	208,282.64
Other Public Safety				Balance Outstanding Dec. 31, 1981	1,184,957.95
PUBLIC WORKS				PRIOR YEARS TAXES OUTSTANDING	
Streets and Drainage	291,575.00	Public Enterprises		Balance January 1, 1981	839,272.71
Sewers and Sewage Processing		Recreation—Culture		Collected in 1981	685,322.73
Garbage and Trash Disposal	875.00	Public Works		Cancelled, Abated or Adjusted 1981	
Public Buildings and Grounds	113,750.00	Buildings and Grounds		Transfers to Tax Title Liens or Foreclosed	
Other Public Works	762,810.00	Library and Education		Balance December 31, 1981	153,949.98
HEALTH and WELFARE		Conservation		TAX TITLE LIENS OUTSTANDING	
Health Services Except Environmental	5,650.00	All Other		Balance January 1, 1981	655,627.68
Welfare-Public Assistance	55,514.00	CAPITAL DEBT AUTHORIZED, DECEMBER 31, 1981		Transfer From Taxes	208,282.64
Hospitals, Clinics, First Aid	17,500.00	ISSUED AND UNISSUED		Redeemed in 1981	112,004.96
Animal, Insect, & Rodent Control	16,000.00			Cancelled, Abated or Adjusted (1981)	
Other Welfare Services				Transfers to Foreclosed Property	
RECREATION and CONSERVATION				Balance December 31, 1981	751,905.36
Beaches and Boardwalks				PROPERTY ACQUIRED BY DEED OR FORECLOSURE	
Parks, Playgrounds, Shade Trees	680.00			Balance January 1, 1981	389,471.91
Land Reclamation & Conservation	2,725.00			Transfers From Taxes or Liens	
Other Recreational Services	84,901.00			Sale for Cash (1981)	
EDUCATION (excluding schools)				Cancelled, Abated or Adjusted (1981)	
Libraries	25.00			Balance December 31, 1981	389,471.91
Other Educational Services	600.00			CURRENT FINANCES DECEMBER 31, 1981	
STATUTORY EXPENDITURES				ASSETS	
Pensions & F. I. C. A.	443,500.00			Cash Dec. 31, 1981	1,270,482.49
Employee Fringe Benefits	200,751.00			Taxes Receivable	1,338,907.93
Other Statutory Expenditures	20,000.00			Tax Title Liens	751,905.36
CETA And Other Public Employment Programs	21,809.21			Foreclosed Property	389,471.91
MUNICIPAL FUNCTIONS				Emergencies & Other Deferred Charges	147,000.00
CAPITAL IMPROVEMENTS *MEMO*	40,000.00			State and Federal Aid Receivable	7,514.01
DEBT SERVICE				Other Receivables	280,277.75
Principal Payments	97,265.00			Total	4,191,559.45
Interest Payments	240,711.39			LIABILITIES, RESERVES, AND SURPLUS	
DEFERRED CHARGES				Cash Liabilities	913,503.95
SCHOOL, COUNTY, SPECIAL DISTRICT TAXES	14,937.18			Reserves for Receivables	2,766,562.95
RESERVE FOR UNCOLLECTED TAXES	10,628,735.04			Surplus Dec. 31, 1981	511,692.55
EXPENDITURES				Total	4,191,559.45
TOTAL	17,189,954.24				

Population 1980 4,114
 Population 1981 4,236
 S & P Rating
 Moody Rating

General Tax Rate Per \$100. 3.59
 State Equalized Tax Rate 2.74

JAMESBURG BOROUGH - MIDDLESEX CO.
Form of Government:
Borough Council
Number of Members on Governing Body - 6

PER CAPITA:
 Gross Debt 98.44
 Net Debt 96.08
 Debt Service 16.35
 Total Tax Levy 407.86
 Municipal Expenditures 235.53

PER CENT:
 Gross Debt .77
 Net Debt .75
 Tax Levy Collected 93.14
 Tax Levy Cancelled, Abated or Adjusted .29

EXPENDITURES		REVENUES-REALIZED		1981 PROPERTY TAX	
GENERAL GOVERNMENT				STATE EQUALIZED TAX RATE	
Governing Body & Public Boards		1981 Property Taxes Collected	1,612,804.23	Local District School Taxes 1.63	1,018,909.92
Municipal Clerk		1981 Payments in Lieu of Taxes		Regional & Consolidated School Tax	
Financial Administration	12,685.00	Delinquent Tax & Lien Collections	79,187.46	School Taxes in Municipal Budget	
Assessment of Taxes	7,800.00	Business Personalty Replacement Taxes	36,795.80	County Taxes .56	350,386.85
Collection of Taxes	9,850.00	Taxes from Public Utilities	172,057.00	County Library Taxes	
Planning, Housing & Development	6,400.00	Other Miscellaneous Tax Revenues		Local Municipal Purpose Taxes .55	345,055.90
Human Resources	10,400.00	State Aid Revenues	116,545.05	Veteran & Senior Citizen Taxes	32,500.00
Elections	3,510.00	Federal Aid Revenues	15,535.08	Total Taxes for Rate Computation 2.74	1,746,852.67
General Administration (other)	165,368.90	State and Local Fiscal Assistance Act Utilized	44,715.00	Special District Taxes	
JUDICIARY		Sale of Acquired Property		Bank Corp. Taxes	5,266.81
Municipal Courts	6,563.00	Other Miscellaneous Revenues	73,426.81	Added and Omitted Taxes	8,083.47
PUBLIC SAFETY		Total	2,151,106.43	Total Taxes Levied - ABSTRACT	1,727,702.55
Fire Protection	27,650.00	Prior Years Surplus Appropriated	110,000.00	Total Taxes Billed	1,731,666.96
Police Protection	207,788.00	REVENUES TOTAL	2,261,106.43	1981 TAXES COLLECTED	1,612,804.23
Civil Defense & Disaster Control	250.00	Reserve For Uncollected Taxes	136,024.00	1981 Taxes Cancelled, Abated or Adjusted	4,566.99
Environmental Inspection & Control	12,200.00	CAPITAL OUTLAY TOTAL	28,407.56	Transfer to Tax Title Liens or Foreclosed	9,744.31
Other Public Safety				Balance Outstanding Dec. 31, 1981	104,151.43
PUBLIC WORKS				PRIOR YEARS TAXES OUTSTANDING	
Streets and Drainage	65,046.00	Public Enterprises		Balance January 1, 1981	101,896.58
Sewers and Sewage Processing	60,102.48	Recreation—Culture		Collected in 1981	76,943.46
Garbage and Trash Disposal	71,000.00	Public Works	1,971.02	Cancelled, Abated or Adjusted 1981	4,562.87
Public Buildings and Grounds	6,617.85	Buildings and Grounds	26,436.54	Transfers to Tax Title Liens or Foreclosed	8,223.13
Other Public Works	4,608.00	Library and Education		Balance December 31, 1981	12,167.12
HEALTH and WELFARE		Conservation		TAX TITLE LIENS OUTSTANDING	
Health Services Except Environmental	4,375.00	All Other		Balance January 1, 1981	7,082.85
Welfare-Public Assistance	2,170.00	CAPITAL DEBT AUTHORIZED, DECEMBER 31, 1981		Transfer From Taxes	19,198.63
Hospitals, Clinics, First Aid		ISSUED AND UNISSUED		Redeemed in 1981	2,244.00
Animal, Insect, & Rodent Control	5,090.00	School	10,000	Cancelled, Abated or Adjusted (1981)	
Other Welfare Services		Self-liquidating		Transfers to Foreclosed Property	
RECREATION and CONSERVATION		Other	406,974	Balance December 31, 1981	24,037.48
Beaches and Boardwalks		Total	416,974	PROPERTY ACQUIRED BY DEED OR	
Parks, Playgrounds, Shade Trees	414.77	ISSUED AND OUTSTANDING		FORECLOSURE	
Land Reclamation & Conservation		School	10,000.00	Balance January 1, 1981	112,000.00
Other Recreational Services	13,864.50	Self-liquidating		Transfers From Taxes or Liens	
EDUCATION (excluding schools)		Other	344,000.00	Sale for Cash (1981)	
Libraries	250.00	Total	354,000.00	Cancelled, Abated or Adjusted (1981)	
Other Educational Services		EQUALIZED VALUATION BASIS		Balance December 31, 1981	112,000.00
STATUTORY EXPENDITURES		FOR NET DEBT COMPUTATION	54,188,545	CURRENT FINANCES DECEMBER 31, 1981	
Pensions & F. I. C. A.	41,800.00	REAL PROPERTY VALUATIONS		ASSETS	
Employee Fringe Benefits		Code Class # of Parcels % VAL'N		Cash Dec. 31, 1981	265,057.94
Other Statutory Expenditures	7,500.00	1 Vacant Land 151 2.06	954,700.00	Taxes Receivable	116,318.55
CETA And Other Public Employment Programs	1,500.00	2 Residential 960 76.43	35,504,400.00	Tax Title Liens	24,037.48
MUNICIPAL FUNCTIONS TOTAL	754,803.50	3 Farm		Foreclosed Property	112,000.00
CAPITAL IMPROVEMENTS *MEMO*		4a Commercial 74 12.97	6,023,400.00	Emergencies & Other Deferred Charges	39,932.93
DEBT SERVICE		4b Industrial 2 1.05	488,400.00	State and Federal Aid Receivable	
Principal Payments	50,000.00	4c Apartments 18 7.49	3,480,400.00	Other Receivables	50,739.76
Interest Payments	19,267.50	Total 1225	46,451,300.00	Total	608,086.66
DEFERRED CHARGES	37,612.58	Land Area .87 Sq. Miles		LIABILITIES, RESERVES, AND SURPLUS	
SCHOOL, COUNTY, SPECIAL DISTRICT TAXES	1,369,296.77	Net Valuation Taxable-Municipal	47,861,282	Cash Liabilities	128,444.44
RESERVE FOR UNCOLLECTED TAXES	136,024.00	Net Valuation Taxable-County	65,889,367	Reserves for Receivables	303,095.79
EXPENDITURES TOTAL	2,367,004.35	State Equalized Valuation	62,235,904	Surplus Dec. 31, 1981	176,546.43
		State Equalization Ratio	76.38	Total	608,086.66

Population 1980 10,413

Population 1981 16,397

S & P Rating

Moody Rating

General Tax Rate Per \$100.

4.11

State Equalized Tax Rate

2.25

JEFFERSON TOWNSHIP - MORRIS COUNTY

Form of Government:

Mayor-Council Plan E (OMCL 50)

Number of Members on Governing Body - 5

PER CAPITA:

Gross Debt

477.68

Net Debt

149.34

Debt Service

15.37

Total Tax Levy

554.55

Municipal Expenditures

299.51

PER CENT:

Gross Debt

2.26

Net Debt

.71

Tax Levy Collected

94.76

Tax Levy Cancelled, Abated

or Adjusted .06

EXPENDITURES		REVENUES-REALIZED		1981 PROPERTY TAX	
GENERAL GOVERNMENT				STATE EQUALIZED TAX RATE →	
Governing Body & Public Boards	125,377.16	1981 Property Taxes Collected	8,637,225.20	Local District School Taxes	1.49
Municipal Clerk		1981 Payments in Lieu of Taxes		Regional & Consolidated School Tax	
Financial Administration	55,457.00	Delinquent Tax & Lien Collections	621,426.77	School Taxes in Municipal Budget	
Assessment of Taxes	33,379.00	Business Personalty Replacement Taxes	63,152.56	County Taxes	.33
Collection of Taxes	82,636.86	Taxes from Public Utilities	1,430,784.00	County Library Taxes	.01
Planning, Housing & Development	61,827.00	Other Miscellaneous Tax Revenues	71,000.00	Local Municipal Purpose Taxes	.42
Human Resources	5,200.00	State Aid Revenues	143,644.41	Veteran & Senior Citizen Taxes	
Elections		Federal Aid Revenues	8,133.80	Total Taxes for Rate Computation	2.25
General Administration (other)	602,037.00	State and Local Fiscal Assistance Act Utilized	269,935.57	Special District Taxes	
JUDICIARY		Sale of Acquired Property		Bank Corp. Taxes	
Municipal Courts	33,804.00	Other Miscellaneous Revenues	571,607.17	Added and Omitted Taxes	
PUBLIC SAFETY		Total	11,616,909.48	Total Taxes Levied - ABSTRACT	
Fire Protection	135,148.00	Prior Years Surplus Appropriated	462,522.00	Total Taxes Billed	
Police Protection	934,122.71	REVENUES TOTAL	12,279,831.48	1981 TAXES COLLECTED	
Civil Defense & Disaster Control	7,650.00	Reserve For Uncollected Taxes	693,570.69	1981 Taxes Cancelled, Abated or Adjusted	
Environmental Inspection & Control	51,785.00	CAPITAL OUTLAY TOTAL	964,615.09	Transfer to Tax Title Liens or Foreclosed	
Other Public Safety				Balance Outstanding Dec. 31, 1981	
PUBLIC WORKS		Public Enterprises	841,526.21	PRIOR YEARS TAXES OUTSTANDING	
Streets and Drainage	1,101,478.14	Recreation—Culture		Balance January 1, 1981	
Sewers and Sewage Processing		Public Works	4,633.17	Collected in 1981	
Garbage and Trash Disposal		Buildings and Grounds	108,632.64	Cancelled, Abated or Adjusted 1981	
Public Buildings and Grounds	99,205.00	Library and Education	9,423.07	Transfers to Tax Title Liens or Foreclosed	
Other Public Works	350.00	Conservation		Balance December 31, 1981	
HEALTH and WELFARE		All Other		TAX TITLE LIENS OUTSTANDING	
Health Services Except Environmental	137,663.00	CAPITAL DEBT AUTHORIZED, DECEMBER 31, 1981		Balance January 1, 1981	
Welfare-Public Assistance	3,000.00	ISSUED AND UNISSUED		Transfer From Taxes	
Hospitals, Clinics, First Aid	3,000.00	School	3,991,000	Redeemed in 1981	
Animal, Insect, & Radent Control	14,027.00	Self-liquidating	1,437,000	Cancelled, Abated or Adjusted (1981)	
Other Welfare Services	13,021.00	Other	2,404,580	Transfers to Foreclosed Property	
RECREATION and CONSERVATION		Total	7,832,580	Balance December 31, 1981	
Beaches and Boardwalks		ISSUED AND OUTSTANDING		PROPERTY ACQUIRED BY DEED OR FORECLOSURE	
Parks, Playgrounds, Shade Trees	4,600.00	School	3,991,000.00	Balance January 1, 1981	
Land Reclamation & Conservation	931.00	Self-Liquidating	1,437,000.00	Transfers From Taxes or Liens	
Other Recreational Services	85,807.27	Other	2,404,580.00	Sale for Cash (1981)	
EDUCATION (excluding schools)		Total	7,832,580.00	Cancelled, Abated or Adjusted (1981)	
Libraries	38,000.00	EQUALIZED VALUATION BASIS		Balance December 31, 1981	
Other Educational Services	1,025.00	FOR NET DEBT COMPUTATION		CURRENT FINANCES DECEMBER 31, 1981	
STATUTORY EXPENDITURES		REAL PROPERTY VALUATIONS		ASSETS	
Pensions & F. I. C. A.	253,929.47	Code Class # of Parcels % VAL'N		Cash Dec. 31, 1981	
Employee Fringe Benefits		1 Vacant Land 2068 9.38		Taxes Receivable	
Other Statutory Expenditures		2 Residential 2630 82.91		Tax Title Liens	
CETA And Other Public Employment Programs	10,609.00	3 Farm 11 .07		Foreclosed Property	
MUNICIPAL FUNCTIONS TOTAL	3,895,069.61	4a Commercial 160 6.62		Emergencies & Other Deferred Charges	
CAPITAL IMPROVEMENTS *MEMO*	66,100.00	4b Industrial 9 .41		State and Federal Aid Receivable	
DEBT SERVICE		4c Apartments 7 .60		Other Receivables	
Principal Payments	65,050.00	Total 7885		Total	
Interest Payments	186,929.07	Land Area 41.20 Sq. Miles		LIABILITIES, RESERVES, AND SURPLUS	
DEFERRED CHARGES		Net Valuation Taxable-Municipal		Cash Liabilities	
SCHOOL, COUNTY, SPECIAL DISTRICT TAXES	66,039.13	Net Valuation Taxable-County		Reserves for Receivables	
RESERVE FOR UNCOLLECTED TAXES	7,406,053.34	State Equalized Valuation		Surplus Dec. 31, 1981	
EXPENDITURES TOTAL	12,317,111.84	State Equalization Ratio		Total	

0906

Population 1980 223,532

Population 1981 221,038

S & P Rating 888+

Moody Rating BAA-1

General Tax Rate Per \$100.

10.71

State Equalized Tax Rate

5.87

JERSEY CITY - HUDSON COUNTY

Form of Government:

Mayor-Council Plan C (OMCL 50)

Number of Members on Governing Body - 9

PER CAPITA:

Gross Debt 663.79

Net Debt 389.14

Debt Service 51.96

Total Tax Levy 387.14

Municipal Expenditures 670.35

PER CENT:

Gross Debt 10.78

Net Debt 6.32

Tax Levy Collected 87.38

Tax Levy Cancelled, Abated
or Adjusted 1.65

EXPENDITURES		REVENUES-REALIZED		1981 PROPERTY TAX	
GENERAL GOVERNMENT		1981 Property Taxes Collected		STATE EQUALIZED TAX RATE	
Governing Body & Public Boards	981,384.03	1981 Payments in Lieu of Taxes	74,622,955.44	Local District School Taxes	1.83
Municipal Clerk	368,800.00	Delinquent Tax & Lien Collections	1,513,215.85	Regional & Consolidated School Tax	
Financial Administration	1,007,415.00	Business Personalty Replacement Taxes	5,335,979.59	School Taxes in Municipal Budget	.12
Assessment of Taxes	300,346.00	Taxes from Public Utilities	6,574,879.70	County Taxes	1.22
Collection of Taxes	492,349.07	Other Miscellaneous Tax Revenues	24,555,425.00	County Library Taxes	
Planning, Housing & Development	768,500.00	State Aid Revenues	72,454.35	Local Municipal Purpose Taxes	2.70
Human Resources	3,852,094.29	Federal Aid Revenues	31,356,611.36	Veteran & Senior Citizen Taxes	
Elections	251,540.00	State and Local Fiscal Assistance Act Utilized	9,755,447.01	Total Taxes for Rate Computation	5.87
General Administration (other)	6,244,214.97	Sale of Acquired Property	6,445,388.00	Special District Taxes	
JUDICIARY		Other Miscellaneous Revenues	17,431,911.95	Bank Corp. Taxes	171,546.50
Municipal Courts	1,333,699.00	Prior Years Surplus Appropriated	8,375,000.00	Added and Omitted Taxes	1,093,771.41
PUBLIC SAFETY		REVENUES TOTAL	186,839,308.25	Total Taxes Levied - ABSTRACT	85,571,789.41
Fire Protection	19,795,609.00	Reserve For Uncollected Taxes	10,793,770.35	Total Taxes Billed	85,400,242.91
Police Protection	25,777,108.00	CAPITAL OUTLAY TOTAL	3,416,279.59	1981 TAXES COLLECTED	74,622,995.44
Civil Defense & Disaster Control	26,416.00	Public Enterprises	791,238.04	1981 Taxes Cancelled, Abated or Adjusted	1,407,309.08
Environmental Inspection & Control	487,930.00	Recreation—Culture	211,277.83	Transfer to Tax Title Liens or Foreclosed	2,350,672.58
Other Public Safety		Public Works	663,655.81	Balance Outstanding Dec. 31, 1981	7,019,265.81
PUBLIC WORKS		Buildings and Grounds	1,746,653.91	PRIOR YEARS TAXES OUTSTANDING	
Streets and Drainage	5,565,954.00	Library and Education	3,414.00	Balance January 1, 1981	21,340,837.28
Sewers and Sewage Processing	1,547,925.00	Conservation		Collected in 1981	3,750,188.61
Garbage and Trash Disposal	5,654,481.00	All Other		Cancelled, Abated or Adjusted 1981	1,402,645.71
Public Buildings and Grounds	2,163,477.00	CAPITAL DEBT AUTHORIZED, DECEMBER 31, 1981		Transfers to Tax Title Liens or Foreclosed	574,969.27
Other Public Works	2,944,209.00	ISSUED AND UNISSUED		Balance December 31, 1981	15,613,033.69
HEALTH and WELFARE		SCHOOL	53,618,893	TAX TITLE LIENS OUTSTANDING	
Health Services Except Environmental	7,933,576.76	Self-liquidating	43,074,900	Balance January 1, 1981	11,611,447.64
Welfare-Public Assistance	2,214,599.00	Other	50,029,294	Transfer From Taxes	3,043,397.52
Hospitals, Clinics, First Aid		Total	146,723,087	Redeemed in 1981	1,585,790.58
Animal, Insect, & Rodent Control	226,158.00	ISSUED AND OUTSTANDING		Cancelled, Abated or Adjusted (1981)	
Other Welfare Services		SCHOOL	38,716,520.00	Transfers to Foreclosed Property	2,188,441.34
RECREATION and CONSERVATION		Self-Liquidating	38,506,500.00	Balance December 31, 1981	10,880,612.84
Beaches and Boardwalks	2,467,037.00	Other	38,815,000.00	PROPERTY ACQUIRED BY DEED OR	
Parks, Playgrounds, Shade Trees		Total	116,038,020.00	FORECLOSURE	
Land Reclamation & Conservation	79,815.00	EQUALIZED VALUATION BASIS		Balance January 1, 1981	18,895,254.66
Other Recreational Services		FOR NET DEBT COMPUTATION	1,360,924,217	Transfers From Taxes or Liens	2,188,441.34
EDUCATION (excluding schools)		REAL PROPERTY VALUATIONS		Sale for Cash (1981)	
Libraries	2,655,885.00	Code Class # of Parcels % VAL'N		Cancelled, Abated or Adjusted (1981)	
Other Educational Services	60,212.00	1 Vacant Land 3540 5.93	44,760,100.00	Balance December 31, 1981	21,083,696.00
STATUTORY EXPENDITURES		2 Residential 23683 42.23	319,012,700.00	CURRENT FINANCES DECEMBER 31, 1981	
Pensions & F. I. C. A.	14,064,094.00	3 Farm		ASSETS	
Employee Fringe Benefits	5,451,214.00	4a Commercial 3839 18.27	138,025,800.00	Cash Dec. 31, 1981	23,823,382.07
Other Statutory Expenditures	227,125.00	4b Industrial 1282 20.38	153,934,200.00	Taxes Receivable	22,632,299.50
CETA And Other Public Employment Programs	8,019,393.35	4c Apartments 2214 13.19	99,622,000.00	Tax Title Liens	10,880,612.84
MUNICIPAL FUNCTIONS		Total	755,354,800.00	Foreclosed Property	21,083,696.00
CAPITAL IMPROVEMENTS	254,454.00	Land Area 14.65 Sq. Miles		Emergencies & Other Deferred Charges	191,636.56
DEBT SERVICE		Net Valuation Taxable-Municipal	787,483,592	State and Federal Aid Receivable	41,809.22
Principal Payments	6,455,000.00	Net Valuation Taxable-County	1,488,493,535	Other Receivables	13,203,515.67
Interest Payments	5,030,226.74	State Equalized Valuation	1,430,333,066	Total	91,856,951.86
TYPE I SCHL DEBT *MEMO	5,729,986.75	State Equalization Ratio	54.82	LIABILITIES, RESERVES, AND SURPLUS	
DEFERRED CHARGES	2,906,468.76			Cash Liabilities	19,034,340.30
SCHOOL, COUNTY, SPECIAL DISTRICT TAXES	45,547,269.29			Reserves for Receivables	64,025,078.76
RESERVE FOR UNCOLLECTED TAXES	10,793,770.35			Surplus Dec. 31, 1981	8,797,532.80
EXPENDITURES TOTAL	193,719,695.61			Total	91,856,951.86

1981 3000

* ABOVE DEBT SERVICE INCLUDES TYPE I SCHOOL DEBT

314

*Includes County Health Service Taxes or County Vocational School Taxes. See Table 13.

Population 1980 10,613
 Population 1981 10,515
 S & P Rating
 Moody Rating BAA

General Tax Rate Per \$100.
 6.58
 State Equalized Tax Rate
 2.84

KEANSBURG BOROUGH - MONMOUTH CO.

Form of Government:

Council-Manager Plan B (OMCL 50)

Number of Members on Governing Body - 5

PER CAPITA:

Gross Debt 326.23
 Net Debt 141.73
 Debt Service 23.28
 Total Tax Levy 296.26
 Municipal Expenditures 306.12

PER CENT:

Gross Debt 3.51
 Net Debt 1.53
 Tax Levy Collected 86.72
 Tax Levy Cancelled, Abated or Adjusted

EXPENDITURES		REVENUES-REALIZED		1981 PROPERTY TAX	
GENERAL GOVERNMENT				STATE EQUALIZED TAX RATE ↓	
Governing Body & Public Boards	9,025.00	1981 Property Taxes Collected		Local District School Taxes	1.15 1,255,126.83
Municipal Clerk	34,110.00	1981 Payments in Lieu of Taxes		Regional & Consolidated School Tax	
Financial Administration	61,453.00	Delinquent Tax & Lien Collections		School Taxes in Municipal Budget	
Assessment of Taxes	96,430.00	Business Personalty Replacement Taxes		County Taxes	.48 522,303.06
Collection of Taxes	33,323.00	Taxes from Public Utilities		County Library Taxes	.02 19,431.37
Planning, Housing & Development	2,050.00	Other Miscellaneous Tax Revenues		Local Municipal Purpose Taxes	1.19 1,295,235.41
Human Resources		State Aid Revenues		Veteran & Senior Citizen Taxes	84,250.00
Elections	4,595.00	Federal Aid Revenues		Total Taxes for Rate Computation	2.84 3,176,346.67
General Administration (other)	289,475.00	State and Local Fiscal Assistance Act Utilized		Special District Taxes	
JUDICIARY		Sale of Acquired Property		Bank Corp. Taxes	10,343.39
Municipal Courts	38,993.00	Other Miscellaneous Revenues		Added and Omitted Taxes	12,688.82
PUBLIC SAFETY		Total		Total Taxes Levied - ABSTRACT	3,115,128.88
Fire Protection	69,000.00	Prior Years Surplus Appropriated		Total Taxes Billed	3,104,785.49
Police Protection	730,242.29	REVENUES TOTAL		1981 TAXES COLLECTED	2,692,360.89
Civil Defense & Disaster Control		Reserve For Uncollected Taxes		1981 Taxes Cancelled, Abated or Adjusted	
Environmental Inspection & Control	14,450.00	CAPITAL OUTLAY TOTAL		Transfer to Tax Title Liens or Foreclosed	51,808.18
Other Public Safety				Balance Outstanding Dec. 31, 1981	360,616.42
PUBLIC WORKS		Public Enterprises		PRIOR YEARS TAXES OUTSTANDING	
Streets and Drainage	276,154.00	Recreation—Culture		Balance January 1, 1981	335,486.06
Sewers and Sewage Processing		Public Works		Collected in 1981	278,731.50
Garbage and Trash Disposal	104,330.00	Buildings and Grounds		Cancelled, Abated or Adjusted 1981	11,020.38
Public Buildings and Grounds	166,346.00	Library and Education		Transfers to Tax Title Liens or Foreclosed	17,247.89
Other Public Works		Conservation		Balance December 31, 1981	28,485.89
HEALTH and WELFARE		All Other		TAX TITLE LIENS OUTSTANDING	
Health Services Except Environmental	31,575.00	CAPITAL DEBT AUTHORIZED, DECEMBER 31, 1981		Balance January 1, 1981	146,123.54
Welfare-Public Assistance	15,554.00	ISSUED AND UNISSUED GROSS DEBT NET DEBT		Transfer From Taxes	11,187.67
Hospitals, Clinics, First Aid		School 1,376,000		Redeemed in 1981	77,553.96
Animal, Insect, & Rodent Control		Self-liquidating 481,000		Cancelled, Abated or Adjusted (1981)	
Other Welfare Services		Other 1,573,329		Transfers to Foreclosed Property	
RECREATION and CONSERVATION		Total 3,430,329		Balance December 31, 1981	139,757.65
Beaches and Boardwalks		ISSUED AND OUTSTANDING		PROPERTY ACQUIRED BY DEED OR FORECLOSURE	
Parks, Playgrounds, Shade Trees		School 1,126,000.00		Balance January 1, 1981	527,335.00
Land Reclamation & Conservation	20,000.00	Self-Liquidating 481,000.00		Transfers From Taxes or Liens	
Other Recreational Services	76,275.00	Other 1,480,533.00		Sale for Cash (1981)	
EDUCATION (excluding schools)		Total 3,087,533.00		Cancelled, Abated or Adjusted (1981)	
Libraries	5,970.00	EQUALIZED VALUATION BASIS FOR NET DEBT COMPUTATION		Balance December 31, 1981	527,335.00
Other Educational Services		REAL PROPERTY VALUATIONS		CURRENT FINANCES DECEMBER 31, 1981	
STATUTORY EXPENDITURES		Code Class # of Parcels % VAL'N ASSESSED VALUATION		ASSETS	
Pensions & F. I. C. A.	189,700.00	1 Vacant Land 197 1.64 765,450.00		Cash Dec. 31, 1981	645,660.23
Employee Fringe Benefits	100,396.87	2 Residential 2332 69.30 32,319,825.00		Taxes Receivable	389,102.31
Other Statutory Expenditures	6,200.00	3 Farm 5,335,750.00		Tax Title Liens	139,757.65
CETA And Other Public Employment Programs	78,466.24	4a Commercial 145 11.44 126,600.00		Foreclosed Property	527,335.00
MUNICIPAL FUNCTIONS TOTAL	2,454,115.40	4b Industrial 3 .27 8,090,300.00		Emergencies & Other Deferred Charges	109,000.00
CAPITAL IMPROVEMENTS *MEMU*		4c Apartments 388 17.35 46,637,525.00		State and Federal Aid Receivable	2,054.66
DEBT SERVICE		Total 3065		Other Receivables	7,453.08
Principal Payments	125,717.00	Land Area .95 Sq. Miles		Total	1,820,362.93
Interest Payments	119,103.51	Net Valuation Taxable-Municipal		LIABILITIES, RESERVES, AND SURPLUS	
DEFERRED CHARGES		Net Valuation Taxable-County		Cash Liabilities	536,471.30
SCHOOL, COUNTY, SPECIAL DISTRICT TAXES	1,796,861.26	State Equalized Valuation		Reserves for Receivables	1,063,648.04
RESERVE FOR UNCOLLECTED TAXES	373,290.25	State Equalization Ratio		Surplus Dec. 31, 1981	220,243.59
EXPENDITURES TOTAL	5,015,746.77			Total	1,820,362.93

0907

Population 1980 35,735
 Population 1981 35,400
 S & P Rating
 Maady Rating A-1

General Tax Rate Per \$100.

7.13

State Equalized Tax Rate

2.99

KEARNY TOWN - HUDSON COUNTY**Form of Government:****Town Council****Number of Members on Governing Body - 9****PER CAPITA:**

Gross Debt 750.45
 Net Debt 447.24
 Debt Service 46.60
 Total Tax Levy 665.67
 Municipal Expenditures 008.87

PER CENT:

Gross Debt 3.87
 Net Debt 2.29
 Tax Levy Collected 97.18
 Tax Levy Cancelled, Abated or Adjusted

EXPENDITURES		REVENUES-REALIZED		1981 PROPERTY TAX	
GENERAL GOVERNMENT				STATE EQUALIZED TAX RATE →	
Governing Body & Public Boards	10,000.00	1981 Property Taxes Collected	22,881,625.43	Local District School Taxes	1.42 10,966,627.50
Municipal Clerk		1981 Payments in Lieu of Taxes		Regional & Consolidated School Tax	
Financial Administration	172,840.61	Delinquent Tax & Lien Collections	510,934.14	School Taxes in Municipal Budget	.07 579,699.93
Assessment of Taxes	80,267.56	Business Personalty Replacement Taxes	2,268,536.59	County Taxes	1.18 * 9,114,903.67
Collection of Taxes	136,440.84	Taxes from Public Utilities	12,693,162.00	County Library Taxes	
Planning, Housing & Development	27,829.00	Other Miscellaneous Tax Revenues	500,464.00	Local Municipal Purpose Taxes	.32 2,483,107.57
Human Resources	8,952.00	State Aid Revenues	645,773.64	Veteran & Senior Citizen Taxes	
Elections	33,455.33	Federal Aid Revenues	108,254.58	Total Taxes for Rate Computation	2.99 23,415,338.67
General Administration (other)	653,086.02	State and Local Fiscal Assistance Act Utilized	673,916.00	Special District Taxes	
JUDICIARY		Sale of Acquired Property		Bank Corp. Taxes	27,666.66
Municipal Courts	91,843.42	Other Miscellaneous Revenues	2,267,210.40	Added and Omitted Taxes	352,845.23
PUBLIC SAFETY		Total	42,549,916.78	Total Taxes Levied - ABSTRACT	23,564,850.56
Fire Protection	3,805,512.51	Prior Years Surplus Appropriated	42,549,916.78	Total Taxes Billed	23,545,438.55
Police Protection	3,879,214.00	REVENUES TOTAL	1,345,527.95	1981 TAXES COLLECTED	22,881,625.43
Civil Defense & Disaster Control	1,500.00	Reserve For Uncollected Taxes	1,549,046.74	1981 Taxes Cancelled, Abated or Adjusted	
Environmental Inspection & Control	110,975.00	CAPITAL OUTLAY TOTAL		Transfer to Tax Title Liens or Foreclosed	
Other Public Safety	87,532.00			Balance Outstanding Dec. 31, 1981	663,813.12
PUBLIC WORKS				PRIOR YEARS TAXES OUTSTANDING	
Streets and Drainage	679,320.00	Public Enterprises		Balance January 1, 1981	1,064,962.03
Sewers and Sewage Processing	1,565,341.92	Recreation—Culture		Collected in 1981	510,934.14
Garbage and Trash Disposal	507,633.00	Public Works	1,546,235.13	Cancelled, Abated or Adjusted 1981	
Public Buildings and Grounds	187,438.44	Buildings and Grounds	2,811.61	Transfers to Tax Title Liens or Foreclosed	
Other Public Works	85,000.00	Library and Education		Balance December 31, 1981	554,027.89
HEALTH and WELFARE		Conservation		TAX TITLE LIENS OUTSTANDING	
Health Services Except Environmental	467,840.00	All Other		Balance January 1, 1981	97,536.27
Welfare Public Assistance	109,515.00	CAPITAL DEBT AUTHORIZED, DECEMBER 31, 1981		Transfer From Taxes	
Hospitals, Clinics, First Aid		ISSUED AND UNISSUED		Redeemed in 1981	
Animal, Insect, & Radent Control		School	4,946,000	Cancelled, Abated or Adjusted (1981)	
Other Welfare Services		Self-liquidating	1,060,924	Transfers to Foreclosed Property	
RECREATION and CONSERVATION		Other	20,771,407	Balance December 31, 1981	97,536.27
Beaches and Boardwalks		Total	26,778,331	PROPERTY ACQUIRED BY DEED OR FORECLOSURE	
Parks, Playgrounds, Shade Trees	308,037.28	ISSUED AND OUTSTANDING		Balance January 1, 1981	936,082.00
Land Reclamation & Conservation	930.00	School	4,945,000.00	Transfers From Taxes or Liens	
Other Recreational Services	329,189.00	Self-Liquidating	1,055,000.00	Sale for Cash (1981)	
EDUCATION (excluding schools)		Other	19,635,000.00	Cancelled, Abated or Adjusted (1981)	
Libraries	272,481.00	Total	25,635,000.00	Balance December 31, 1981	936,082.00
Other Educational Services	5,000.00	EQUALIZED VALUATION BASIS		CURRENT FINANCES DECEMBER 31, 1981	
STATUTORY EXPENDITURES		FOR NET DEBT COMPUTATION	691,205,095	ASSETS	
Pensions & F. I. C. A.	2,094,329.61	REAL PROPERTY VALUATIONS		Cash Dec. 31, 1981	3,217,775.92
Employee Fringe Benefits	794,751.00	Code Class # of Parcels % VAL'N		Taxes Receivable	1,217,841.01
Other Statutory Expenditures	50,000.00	1 Vacant Land 398 2.55	8,138,465.00	Tax Title Liens	97,536.27
CETA And Other Public Employment Programs	150,000.00	2 Residential 6767 45.58	145,624,100.00	Foreclosed Property	936,082.00
MUNICIPAL FUNCTIONS TOTAL	16,712,254.54	3 Farm		Emergencies & Other Deferred Charges	50,808.97
CAPITAL IMPROVEMENTS *MEMO*	40,000.00	4a Commercial 592 13.13	41,946,700.00	State and Federal Aid Receivable	246.16
DEBT SERVICE		4b Industrial 207 35.80	114,373,300.00	Other Receivables	373,965.19
Principal Payments	975,000.00	4c Apartments 103 2.94	9,406,000.00	Total	5,894,255.52
Interest Payments	674,730.06	Total	319,488,565.00	LIABILITIES, RESERVES, AND SURPLUS	
TYPE I SCHL DEBT *MEMO	677,608.75	Land Area 9.30 Sq. Miles		Cash Liabilities	1,430,729.28
DEFERRED CHARGES	1,846,425.59	Net Valuation Taxable-Municipal	324,847,494	Reserves for Receivables	2,604,313.47
SCHOOL, COUNTY, SPECIAL DISTRICT TAXES	20,661,231.10	Net Valuation Taxable-County	763,805,198	Surplus Dec. 31, 1981	1,859,212.77
RESERVE FOR UNCOLLECTED TAXES	1,345,527.95	State Equalized Valuation	772,511,536	Total	5,894,255.52
EXPENDITURES TOTAL	42,215,169.24	State Equalization Ratio	41.99		

1981/3000

* ABOVE DEBT SERVICE INCLUDES TYPE I SCHOOL DEBT

*Includes County Health Service Taxes or County Vocational School Taxes. See Table 13.

Population 1980 8,221
 Population 1981 8,233
 S & P Rating
 Moody Rating

General Tax Rate Per \$100. 3.12
 State Equalized Tax Rate 2.09

KENILWORTH BOROUGH - UNION COUNTY

Form of Government:

Borough Council

Number of Members on Governing Body - 6

PER CAPITA:

Gross Debt 257.34
 Net Debt 144.09
 Debt Service 14.75
 Total Tax Levy 701.25
 Municipal Expenditures 274.69

PER CENT:

Gross Debt .84
 Net Debt .47
 Tax Levy Collected 98.45
 Tax Levy Cancelled, Abated or Adjusted .01

EXPENDITURES		REVENUES-REALIZED		1981 PROPERTY TAX	
GENERAL GOVERNMENT				STATE EQUALIZED TAX RATE	
Governing Body & Public Boards		1981 Property Taxes Collected	5,673,942.73	Local District School Taxes .61	1,661,785.50
Municipal Clerk		1981 Payments in Lieu of Taxes		Regional & Consolidated School Tax .76	2,079,574.96
Financial Administration		Delinquent Tax & Lien Collections	56,674.93	School Taxes in Municipal Budget	
Assessment of Taxes	12,350.00	Business Personalty Replacement Taxes	451,695.40	County Taxes .53	1,466,468.71
Collection of Taxes	40,970.00	Taxes from Public Utilities	630,530.00	County Library Taxes	
Planning, Housing & Development	7,750.00	Other Miscellaneous Tax Revenues	729.82	Local Municipal Purpose Taxes .19	523,568.49
Human Resources		State Aid Revenues	62,857.41	Veteran & Senior Citizen Taxes	98,250.00
Elections		Federal Aid Revenues		Total Taxes for Rate Computation 2.09	5,829,647.66
General Administration (other)	177,706.00	State and Local Fiscal Assistance Act Utilized	66,223.00	Special District Taxes	
JUDICIARY		Sale of Acquired Property		Bank Corp. Taxes	16,647.36
Municipal Courts	16,730.00	Other Miscellaneous Revenues	457,760.93	Added and Omitted Taxes	25,379.06
PUBLIC SAFETY		Total	7,400,454.22	Total Taxes Levied - ABSTRACT	5,773,424.08
Fire Protection	89,965.00	Prior Years Surplus Appropriated	485,000.00	Total Taxes Billed	5,763,363.65
Police Protection	569,803.00	REVENUES TOTAL	7,885,454.22	1981 TAXES COLLECTED	5,673,942.73
Civil Defense & Disaster Control	2,850.00	Reserve For Uncollected Taxes	172,295.80	1981 Taxes Cancelled, Abated or Adjusted	350.00
Environmental Inspection & Control	22,650.00	CAPITAL OUTLAY TOTAL	487,175.22	Transfer to Tax Title Liens or Foreclosed	957.84
Other Public Safety				Balance Outstanding Dec. 31, 1981	88,113.08
PUBLIC WORKS				PRIOR YEARS TAXES OUTSTANDING	
Streets and Drainage	269,281.00	Public Enterprises		Balance January 1, 1981	56,674.93
Sewers and Sewage Processing	184,230.00	Recreation—Culture	5,253.98	Collected in 1981	56,674.93
Garbage and Trash Disposal	117,069.00	Public Works	426,179.92	Cancelled, Abated or Adjusted 1981	
Public Buildings and Grounds	33,620.00	Buildings and Grounds	13,191.32	Transfers to Tax Title Liens or Foreclosed	
Other Public Works	19,690.00	Library and Education	42,550.00	Balance December 31, 1981	
HEALTH and WELFARE		Conservation		TAX TITLE LIENS OUTSTANDING	
Health Services Except Environmental	40,883.00	All Other		Balance January 1, 1981	8,181.40
Welfare-Public Assistance	4,225.00	CAPITAL DEBT AUTHORIZED, DECEMBER 31, 1981		Transfer From Taxes	957.84
Hospitals, Clinics, First Aid		ISSUED AND UNISSUED GROSS DEBT		Redeemed in 1981	
Animal, Insect, & Rodent Control	3,075.00	School	880,570	Cancelled, Abated or Adjusted (1981)	
Other Welfare Services		Self-liquidating		Transfers to Foreclosed Property	
RECREATION and CONSERVATION		Other	1,238,115	Balance December 31, 1981	9,139.24
Beaches and Boardwalks		Total	2,118,686	PROPERTY ACQUIRED BY DEED OR FORECLOSURE	
Parks, Playgrounds, Shade Trees	24,975.00			Balance January 1, 1981	22,150.00
Land Reclamation & Conservation		ISSUED AND OUTSTANDING		Transfers From Taxes or Liens	
Other Recreational Services	1,750.00	School	880,570.68	Sale for Cash (1981)	
EDUCATION (excluding schools)		Self-Liquidating		Cancelled, Abated or Adjusted (1981)	
Libraries	65,478.00	Other	916,000.00	Balance December 31, 1981	22,150.00
Other Educational Services		Total	1,796,570.68	CURRENT FINANCES DECEMBER 31, 1981	
STATUTORY EXPENDITURES		EQUALIZED VALUATION BASIS FOR NET DEBT COMPUTATION	252,979,026	ASSETS	
Pensions & F. I. C. A.	157,600.10	REAL PROPERTY VALUATIONS		Cash Dec. 31, 1981	2,818,152.33
Employee Fringe Benefits	63,575.00	Code Class # of Parcels % VAL'N		Taxes Receivable	88,113.08
Other Statutory Expenditures	8,000.00	1 Vacant Land 159 1.17	2,132,500.00	Tax Title Liens	9,139.24
CETA And Other Public Employment Programs		2 Residential 2440 53.31	97,473,700.00	Foreclosed Property	22,150.00
MUNICIPAL FUNCTIONS		3 Farm		Emergencies & Other Deferred Charges	6,100.00
CAPITAL IMPROVEMENTS *MEMO*	20,000.00	4a Commercial 168 10.26	18,755,900.00	State and Federal Aid Receivable	
DEBT SERVICE		4b Industrial 152 35.27	64,490,200.00	Other Receivables	5,502.22
Principal Payments	85,000.00	4c Apartments		Total	2,949,156.87
Interest Payments	36,420.00	Total 2919	182,852,300.00	LIABILITIES, RESERVES, AND SURPLUS	
DEFERRED CHARGES		Land Area 2.00 Sq. Miles		Cash Liabilities	1,960,318.88
SCHOOL, COUNTY, SPECIAL DISTRICT TAXES	5,207,829.17	Net Valuation Taxable-Municipal	183,846,009	Reserves for Receivables	124,904.54
RESERVE FOR UNCOLLECTED TAXES	172,295.80	Net Valuation Taxable-County	292,473,871	Surplus Dec. 31, 1981	863,933.45
EXPENDITURES		State Equalized Valuation	273,660,296	Total	2,949,156.87
TOTAL	7,469,370.07	State Equalization Ratio	67.07		

Population 1980 7,413
 Population 1981 7,345
 S & P Rating
 Moody Rating A

General Tax Rate Per \$100. 5.26
 State Equalized Tax Rate 3.64

KEYPORT BOROUGH - MONMOUTH CO.

Form of Government:

Borough Council

Number of Members on Governing Body - 6

PER CAPITA:

Grass Debt 509.15
 Net Debt 111.08
 Debt Service 21.49
 Total Tax Levy 549.27
 Municipal Expenditures 371.14

PER CENT:

Gross Debt 3.82
 Net Debt .83
 Tax Levy Collected 89.97
 Tax Levy Cancelled, Abated or Adjusted .88

EXPENDITURES		REVENUES-REALIZED		1981 PROPERTY TAX	
GENERAL GOVERNMENT				STATE EQUALIZED TAX RATE \rightarrow	
Governing Body & Public Boards	2,200.00	1981 Property Taxes Collected 3,617,405.13		Local District School Taxes 1.73	1,909,335.00
Municipal Clerk		1981 Payments in Lieu of Taxes 119,153.54		Regional & Consolidated School Tax	
Financial Administration	41,427.79	Delinquent Tax & Lien Collections 256,905.94		School Taxes in Municipal Budget	
Assessment of Taxes	19,152.00	Business Personalty Replacement Taxes 100,634.64		County Taxes .50	556,081.89
Collection of Taxes	27,457.15	Taxes from Public Utilities 288,220.00		County Library Taxes	
Planning, Housing & Development	7,400.00	Other Miscellaneous Tax Revenues		Local Municipal Purpose Taxes 1.40	1,547,613.08
Human Resources		State Aid Revenues 99,759.98		Veteran & Senior Citizen Taxes	55,850.00
Elections	1,806.86	Federal Aid Revenues 20,411.68		Total Taxes for Rate Computation 3.63	4,068,879.97
General Administration (other)	190,679.98	State and Local Fiscal Assistance Act Utilized 127,979.25		Special District Taxes	
JUDICIARY		Sale of Acquired Property		Bank Corp. Taxes	13,860.44
Municipal Courts	18,590.01	Other Miscellaneous Revenues 174,779.79		Added and Omitted Taxes	7,467.21
PUBLIC SAFETY		Total 4,805,249.95		Total Taxes Levied - ABSTRACT	4,034,357.62
Fire Protection	44,005.00	Prior Years Surplus Appropriated 75,000.00		Total Taxes Billed	4,020,497.18
Police Protection	514,398.57	REVENUES TOTAL 4,880,249.95		1981 TAXES COLLECTED	3,617,405.13
Civil Defense & Disaster Control	1,765.00	Reserve For Uncollected Taxes 346,671.15		1981 Taxes Cancelled, Abated or Adjusted	35,308.60
Environmental Inspection & Control	27,142.50	CAPITAL OUTLAY TOTAL 757,845.38		Transfer to Tax Title Liens or Foreclosed	21,316.35
Other Public Safety		Public Enterprises 614,500.95		Balance Outstanding Dec. 31, 1981	346,467.10
PUBLIC WORKS		Recreation—Culture 143,154.43		PRIOR YEARS TAXES OUTSTANDING	
Streets and Drainage	176,433.41	Buildings and Grounds 150.00		Balance January 1, 1981	256,480.76
Sewers and Sewage Processing	588,473.85	Library and Education		Collected in 1981	246,283.58
Garbage and Trash Disposal	107,583.02	All Other		Cancelled, Abated or Adjusted 1981	
Public Buildings and Grounds	13,270.75	CAPITAL DEBT AUTHORIZED, DECEMBER 31, 1981		Transfers to Tax Title Liens or Foreclosed	9,851.17
Other Public Works	32,850.00	ISSUED AND UNISSUED GROSS DEBT NET DEBT		Balance December 31, 1981	346.01
HEALTH and WELFARE		School 543,000		TAX TITLE LIENS OUTSTANDING	
Health Services Except Environmental	35,782.45	Self-Liquidating 2,177,815		Balance January 1, 1981	27,400.78
Welfare-Public Assistance	8,835.98	Other 1,018,875		Transfer From Taxes	32,382.68
Hospitals, Clinics, First Aid		Total 3,739,690		Redeemed in 1981	10,622.26
Animal, Insect, & Radent Control		ISSUED AND OUTSTANDING		Cancelled, Abated or Adjusted (1981)	
Other Welfare Services		School 543,000.00		Transfers to Foreclosed Property	
RECREATION and CONSERVATION		Self-Liquidating 2,177,815.21		Balance December 31, 1981	49,161.20
Beaches and Boardwalks		Other 596,750.00		PROPERTY ACQUIRED BY DEED OR FORECLOSURE	
Parks, Playgrounds, Shade Trees	2,840.00	Total 3,717,565.21		Balance January 1, 1981	189,600.00
Land Reclamation & Conservation		EQUALIZED VALUATION BASIS		Transfers From Taxes or Liens	
Other Recreational Services	20,900.00	FOR NET DEBT COMPUTATION		Sale for Cash (1981)	
EDUCATION (excluding schools)		REAL PROPERTY VALUATIONS		Cancelled, Abated or Adjusted (1981)	
Libraries	25,500.00	Code Class # of Parcels % VAL'N ASSESSED VALUATION		Balance December 31, 1981	189,600.00
Other Educational Services	1,000.00	1 Vacant Land 201 2.55 1,846,400.00		CURRENT FINANCES DECEMBER 31, 1981	
STATUTORY EXPENDITURES		2 Residential 1594 59.83 43,274,200.00		ASSETS	
Pensions & F. I. C. A.	118,225.40	3 Farm		Cash Dec. 31, 1981	286,250.48
Employee Fringe Benefits	30,777.24	4a Commercial 228 25.03 18,102,500.00		Taxes Receivable	346,813.11
Other Statutory Expenditures	5,000.00	4b Industrial 6 4.18 3,022,200.00		Tax Title Liens	49,161.20
CETA And Other Public Employment Programs	40,000.00	4c Apartments 19 8.40 6,077,800.00		Foreclosed Property	189,600.00
MUNICIPAL FUNCTIONS TOTAL 2,103,496.96		Total 2048 72,323,100.00		Emergencies & Other Deferred Charges	41,186.21
CAPITAL IMPROVEMENTS *MEMO*		Land Area 1.40 Sq. Miles		State and Federal Aid Receivable	43,338.66
DEBT SERVICE		Net Valuation Taxable-Municipal 76,272,077		Other Receivables	11,120.73
Principal Payments 88,750.00		Net Valuation Taxable-County 107,060,326		Total	967,470.39
Interest Payments 65,118.96		State Equalized Valuation 108,433,034		LIABILITIES, RESERVES, AND SURPLUS	
DEFERRED CHARGES 117,756.60		State Equalization Ratio 69.22		Cash Liabilities	202,025.32
SCHOOL, COUNTY, SPECIAL DISTRICT TAXES 2,465,416.89				Reserves for Receivables	596,695.03
RESERVE FOR UNCOLLECTED TAXES 346,871.15				Surplus Dec. 31, 1981	168,750.04
EXPENDITURES TOTAL 5,191,410.56				Total	967,470.39

1016
 Population 1980 2,772
 Population 1981 2,769
 S & P Rating
 Moody Rating

General Tax Rate Per \$100. 4.53
 State Equalized Tax Rate 2.37

KINGWOOD TOWNSHIP - HUNTERDON CO.

Form of Government:

Township Committee

Number of Members on Governing Body - 3

PER CAPITA:
 Gross Debt 502.06
 Net Debt 33.74
 Debt Service
 Total Tax Levy 700.49
 Municipal Expenditures 233.73
 PER CENT:
 Gross Debt 1.86
 Net Debt .12
 Tax Levy Collected 86.43
 Tax Levy Cancelled, Abated or Adjusted .37

EXPENDITURES		REVENUES-REALIZED		1981 PROPERTY TAX	
GENERAL GOVERNMENT		1981 PROPERTY TAXES COLLECTED		STATE EQUALIZED TAX RATE	
Governing Body & Public Boards				Local District School Taxes	1.12 907,074.00
Municipal Clerk			1,716,278.92	Regional & Consolidated School Tax	.73 592,927.41
Financial Administration	10,025.00	1981 Payments in Lieu of Taxes		School Taxes in Municipal Budget	
Assessment of Taxes	7,100.00	Delinquent Tax & Lien Collections	192,515.86	County Taxes	.44 354,253.97
Collection of Taxes	6,500.00	Business Personalty Replacement Taxes	53,837.68	County Library Taxes	.03 22,725.33
Planning, Housing & Development	7,300.00	Taxes from Public Utilities	180,538.00	Local Municipal Purpose Taxes	.06 47,027.77
Human Resources	500.00	Other Miscellaneous Tax Revenues		Veteran & Senior Citizen Taxes	
Elections	1,700.00	State Aid Revenues	16,449.06	Total Taxes for Rate Computation	2.38 1,947,358.48
General Administration (other)	47,575.00	Federal Aid Revenues		Special District Taxes	
JUDICIARY		State and Local Fiscal Assistance Act Utilized	18,889.94	Bank Corp. Taxes	785.67
Municipal Courts	11,025.00	Sale of Acquired Property		Added and Omitted Taxes	14,856.90
PUBLIC SAFETY		Other Miscellaneous Revenues	196,957.24	Total Taxes Levied - ABSTRACT	1,939,651.05
Fire Protection	17,350.00	Total	2,375,466.70	Total Taxes Billed	1,940,808.91
Police Protection	16,000.00	Prior Years Surplus Appropriated	150,000.00	1981 TAXES COLLECTED	1,716,278.92
Civil Defense & Disaster Control	200.00	REVENUES TOTAL	2,525,466.70	1981 Taxes Cancelled, Abated or Adjusted	7,134.75
Environmental Inspection & Control	10,300.00	Reserve For Uncollected Taxes	222,951.39	Transfer to Tax Title Liens or Foreclosed	12,115.32
Other Public Safety		CAPITAL OUTLAY TOTAL	60.00	Balance Outstanding Dec. 31, 1981	205,279.52
PUBLIC WORKS				PRIOR YEARS TAXES OUTSTANDING	
Streets and Drainage	211,717.01	Public Enterprises		Balance January 1, 1981	197,664.31
Sewers and Sewage Processing		Recreation—Culture		Collected in 1981	192,515.86
Garbage and Trash Disposal		Public Works	60.00	Cancelled, Abated or Adjusted 1981	275.00
Public Buildings and Grounds	6,950.00	Buildings and Grounds		Transfers to Tax Title Liens or Foreclosed	3,286.69
Other Public Works		Library and Education		Balance December 31, 1981	1,586.70
HEALTH and WELFARE		Conservation		TAX TITLE LIENS OUTSTANDING	
Health Services Except Environmental	5,915.00	All Other		Balance January 1, 1981	20,376.16
Welfare-Public Assistance	5,550.00	CAPITAL DEBT AUTHORIZED, DECEMBER 31, 1981		Transfer From Taxes	15,840.06
Hospitals, Clinics, First Aid		ISSUED AND UNISSUED		Redeemed in 1981	
Animal, Insect, & Rodent Control		School	1,296,768	Cancelled, Abated or Adjusted (1981)	
Other Welfare Services		Self-liquidating		Transfers to Foreclosed Property	
RECREATION and CONSERVATION		Other	93,437	Balance December 31, 1981	36,216.22
Beaches and Boardwalks	2,000.00	Total	1,390,206	PROPERTY ACQUIRED BY DEED OR FORECLOSURE	
Parks, Playgrounds, Shade Trees	1,000.00	ISSUED AND OUTSTANDING		Balance January 1, 1981	
Land Reclamation & Conservation	800.00	School	1,296,768.93	Transfers From Taxes or Liens	
Other Recreational Services		Self-Liquidating		Sale for Cash (1981)	
EDUCATION (excluding schools)		Other		Cancelled, Abated or Adjusted (1981)	
Libraries		Total	1,296,768.93	Balance December 31, 1981	
Other Educational Services	500.00	EQUALIZED VALUATION BASIS		CURRENT FINANCES DECEMBER 31, 1981	
STATUTORY EXPENDITURES		FOR NET DEBT COMPUTATION	74,841,954	ASSETS	
Pensions & F. I. C. A.	17,000.00	REAL PROPERTY VALUATIONS		Cash Dec. 31, 1981	1,090,519.23
Employee Fringe Benefits	7,000.00	Code Class # of Parcels % VAL'N		Taxes Receivable	206,866.62
Other Statutory Expenditures	1,000.00	1 Vacant Land 268 6.64	2,773,690.00	Tax Title Liens	36,216.22
CETA And Other Public Employment Programs		2 Residential 586 49.53	20,695,500.00	Foreclosed Property	
MUNICIPAL FUNCTIONS		3 Farm 631 32.66	13,648,450.00	Emergencies & Other Deferred Charges	1,290.04
CAPITAL IMPROVEMENTS		4a Commercial 30 6.84	2,859,088.00	State and Federal Aid Receivable	4,299.55
DEBT SERVICE		4b Industrial 4 4.05	1,693,800.00	Other Receivables	10,960.60
Principal Payments		4c Apartments 1 .27	113,950.00	Total	1,350,152.26
Interest Payments		Total 1520	41,784,478.00	LIABILITIES, RESERVES, AND SURPLUS	
DEFERRED CHARGES		Land Area 35.60 Sq. Miles		Cash Liabilities	635,929.77
SCHOOL, COUNTY, SPECIAL DISTRICT TAXES	29,240.80	Net Valuation Taxable-Municipal	42,515,450	Reserves for Receivables	254,043.44
RESERVE FOR UNCOLLECTED TAXES	1,876,980.71	Net Valuation Taxable-County	79,961,885	Surplus Dec. 31, 1981	460,179.05
EXPENDITURES		State Equalized Valuation	80,594,271	Total	1,350,152.26
TOTAL	2,524,179.91	State Equalization Ratio	52.32		

Population 1980 7,770
 Population 1981 7,872
 S & P Rating
 Moody Rating

General Tax Rate Per \$100. 4.77
 State Equalized Tax Rate 2.20

KINNELON BOROUGH - MORRIS COUNTY
Form of Government:
Borough Council
Number of Members on Governing Body - 6

PER CAPITA:

Gross Debt 214.21
 Net Debt 108.14
 Debt Service 13.33
 Total Tax Levy 801.41
 Municipal Expenditures 273.29

PER CENT:

Gross Debt .63
 Net Debt .32
 Tax Levy Collected 97.46
 Tax Levy Cancelled, Abated or Adjusted .24

EXPENDITURES		REVENUES-REALIZED		1981 PROPERTY TAX	
GENERAL GOVERNMENT				STATE EQUALIZED TAX RATE	
Governing Body & Public Boards		1981 Property Taxes Collected	6,611,557.10	Local District School Taxes 1.54	4,719,657.50
Municipal Clerk	11,372.00	1981 Payments in Lieu of Taxes		Regional & Consolidated School Tax	
Financial Administration	21,222.00	Delinquent Tax & Lien Collections	266,402.91	School Taxes in Municipal Budget	
Assessment of Taxes	22,431.00	Business Personalty Replacement Taxes	32,555.60	County Taxes .34	1,035,550.30
Collection of Taxes	15,637.00	Taxes from Public Utilities	308,861.00	County Library Taxes	
Planning, Housing & Development	2,500.00	Other Miscellaneous Tax Revenues		Lacol Municipal Purpose Taxes .32	987,059.34
Human Resources		State Aid Revenues	69,960.38	Veteran & Senior Citizen Taxes	38,850.00
Elections		Federal Aid Revenues		Total Taxes for Rate Computation 2.20	6,781,117.14
General Administration (other)	177,929.23	State and Local Fiscal Assistance Act Utilized	58,044.00	Special District Taxes	
JUDICIARY		Sale of Acquired Property		Bond Corp. Taxes	8,640.99
Municipal Courts	16,218.00	Other Miscellaneous Revenues	311,657.01	Added and Omitted Taxes	30,126.54
PUBLIC SAFETY		Total	7,659,058.00	Total Taxes Levied - ABSTRACT	6,781,034.67
Fire Protection	61,010.00	Prior Years Surplus Appropriated	550,000.00	Total Taxes Billed	6,783,578.18
Police Protection	371,190.78	REVENUES	8,209,058.00	1981 TAXES COLLECTED	6,611,557.10
Civil Defense & Disaster Control	870.00	Reserve For Uncollected Taxes	432,275.18	1981 Taxes Cancelled, Abated or Adjusted	16,385.50
Environmental Inspection & Control	22,346.00	CAPITAL OUTLAY	163,754.00	Transfer to Tax Title Liens or Foreclosed	5,218.38
Other Public Safety		Total		Balance Outstanding Dec. 31, 1981	150,416.80
PUBLIC WORKS		Public Enterprises		PRIOR YEARS TAXES OUTSTANDING	
Streets and Drainage	243,986.96	Recreation—Culture		Balance January 1, 1981	162,358.47
Sewers and Sewage Processing	2,340.00	Public Works	9,444.00	Collected in 1981	161,088.19
Gorbage and Trash Disposal	235,100.00	Buildings and Grounds	154,310.00	Cancelled, Abated or Adjusted 1981	199.04
Public Buildings and Grounds	45,771.26	Library and Education		Transfers to Tax Title Liens or Foreclosed	635.35
Other Public Works	20,597.10	Conservation		Balance December 31, 1981	435.89
HEALTH and WELFARE		All Other		TAX TITLE LIENS OUTSTANDING	
Health Services Except Environmental	64,252.00	CAPITAL DEBT AUTHORIZED, DECEMBER 31, 1981		Balance January 1, 1981	114,691.02
Welfare-Public Assistance	2,300.00	ISSUED AND UNISSUED	GROSS DEBT	Transfer From Taxes	6,031.98
Hospitals, Clinics, First Aid	500.00	School	835,000	Redeemed in 1981	105,314.72
Animal, Insect, & Rodent Control	15,626.00	Self-liquidating	851,300	Cancelled, Abated or Adjusted (1981)	
Other Welfare Services		Other	851,300	Transfers to Foreclosed Property	
RECREATION and CONSERVATION		Total	1,686,300	Balance December 31, 1981	15,408.28
Beaches and Boardwalks		ISSUED AND OUTSTANDING		PROPERTY ACQUIRED BY DEED OR FORECLOSURE	
Parks, Playgrounds, Shade Trees		School	835,000.00	Balance January 1, 1981	23,700.00
Land Reclamation & Conservation	1,380.00	Self-liquidating		Transfers From Taxes or Liens	
Other Recreational Services	45,964.00	Other	851,300.00	Sale for Cash (1981)	
EDUCATION (excluding schools)		Total	1,686,300.00	Cancelled, Abated or Adjusted (1981)	
Libraries	85,000.00	EQUALIZED VALUATION BASIS		Balance December 31, 1981	23,700.00
Other Educational Services		FOR NET DEBT COMPUTATION	265,955,118	CURRENT FINANCES DECEMBER 31, 1981	
STATUTORY EXPENDITURES		REAL PROPERTY VALUATIONS		ASSETS	
Pensions & F. I. C. A.	93,385.00	Code Class # of Parcels % VAL'N	ASSESSED VALUATION	Cash Dec. 31, 1981	1,458,677.76
Employee Fringe Benefits	27,720.00	1 Vacant Land 700 7.72	10,869,600.00	Taxes Receivable	150,852.69
Other Statutory Expenditures	7,500.00	2 Residential 2365 87.28	122,929,818.00	Tax Title Liens	15,408.28
CETA And Other Public Employment Programs		3 Farm 4 .20	283,520.00	Foreclosed Property	23,700.00
MUNICIPAL FUNCTIONS		4a Commercial 65 4.80	6,765,150.00	Emergencies & Other Deferred Charges	175,300.00
CAPITAL IMPROVEMENTS	*MEMO*	4b Industrial		State and Federal Aid Receivable	866.41
DEBT SERVICE		4c Apartments		Other Receivables	10,461.00
Principal Payments	27,500.00	Total 3154	140,848,088.00	Total	1,835,286.14
Interest Payments	77,416.24	Land Area 19.05 Sq. Miles		LIABILITIES, RESERVES, AND SURPLUS	
DEFERRED CHARGES		Net Valuation Taxable-Municipal	141,581,795	Cash Liabilities	392,319.98
SCHOOL, COUNTY, SPECIAL DISTRICT TAXES	5,755,207.80	Net Valuation Taxable-County	310,348,777	Reserves for Receivables	200,441.57
RESERVE FOR UNCOLLECTED TAXES	432,275.18	State Equalized Valuation	306,327,452	Surplus Dec. 31, 1981	1,242,524.19
EXPENDITURES	TOTAL	State Equalization Ratio	46.09	Total	1,835,286.14
	7,906,547.55				

General Tax Rate Per \$100.	1.98
State Equalized Tax Rate	2.24

KNOWLTON TOWNSHIP – WARREN CO.

Form of Government:

Township Committee

Number of Members on Governing Body – 3

PER CAPITA:

Gross Debt	116.79
------------	--------

Net Debt

Debt Service

Total Tax Levy	509.79
----------------	--------

Municipal Expenditures

PER CENT.

Gross Debt	.58
------------	-----

Net Debt

Tax Levy Collected	85.41
--------------------	-------

Tax Levy Cancelled, Abated or Adjusted	1.62
---	------

EXPENDITURES		REVENUES-REALIZED		1981 PROPERTY TAX	
GENERAL GOVERNMENT				STATE EQUALIZED TAX RATE	
Governing Body & Public Boards		1981 Property Taxes Collected	538,238.43	Local District School Taxes	.93 449,392.00
Municipal Clerk	10,425.00	1981 Payments in Lieu of Taxes	651.11	Regional & Consolidated School Tax	.75 360,364.26
Financial Administration	10,450.00	Delinquent Tax & Lien Collections	100,911.53	School Taxes in Municipal Budget	
Assessment of Taxes	10,000.00	Business Personalty Replacement Taxes	35,545.68	County Taxes	.53 * 253,353.60
Collection of Taxes	11,980.00	Taxes from Public Utilities	144,858.00	County Library Taxes	.03 13,473.47
Planning, Housing & Development		Other Miscellaneous Tax Revenues		Local Municipal Purpose Taxes	
Human Resources		State Aid Revenues	12,033.43	Veteran & Senior Citizen Taxes	20,300.00
Elections		Federal Aid Revenues		Total Taxes for Rate Computation	2.24 1,090,883.53
General Administration (other)	60,020.00	State and Local Fiscal Assistance Act Utilized	22,000.00	Special District Taxes	
JUDICIARY		Sale of Acquired Property		Bank Corp. Taxes	
Municipal Courts	31,200.00	Other Miscellaneous Revenues	171,242.66	Added and Omitted Taxes	17,945.40
PUBLIC SAFETY		Total	1,425,521.04	Total Taxes Levied - ABSTRACT	1,094,528.93
Fire Protection	5,500.00	Prior Years Surplus Appropriated	167,800.00	Total Taxes Billed	1,098,477.39
Police Protection	9,450.00	REVENUES	1,593,321.04	1981 TAXES COLLECTED	938,238.43
Civil Defense & Disaster Control	180.00	Reserve For Uncollected Taxes	108,840.00	1981 Taxes Cancelled, Abated or Adjusted	17,766.09
Environmental Inspection & Control	3,600.00			Transfer to Tax Title Liens or Foreclosed	15,952.86
Other Public Safety		CAPITAL OUTLAY	9,463.57	Balance Outstanding Dec. 31, 1981	126,520.01
PUBLIC WORKS		Total		PRIOR YEARS TAXES OUTSTANDING	
Streets and Drainage	172,500.00	Public Enterprises		Balance January 1, 1981	50,503.54
Sewers and Sewage Processing		Recreation—Culture		Collected in 1981	82,091.93
Garbage and Trash Disposal	2,200.00	Public Works		Cancelled, Abated or Adjusted 1981	2,812.03
Public Buildings and Grounds	9,000.00	Buildings and Grounds	9,463.57	Transfers to Tax Title Liens or Foreclosed	3,904.31
Other Public Works		Library and Education		Balance December 31, 1981	1,695.27
HEALTH and WELFARE		Conservation		TAX TITLE LIENS OUTSTANDING	
Health Services Except Environmental	180.00	All Other		Balance January 1, 1981	48,334.48
Welfare-Public Assistance	360.00	CAPITAL DEBT AUTHORIZED, DECEMBER 31, 1981		Transfer From Taxes	20,344.35
Hospitals, Clinics, First Aid	200.00	ISSUED AND UNISSUED		Redeemed in 1981	18,819.60
Animal, Insect, & Rodent Control	7,800.00	School	250,743	Cancelled, Abated or Adjusted (1981)	96.38
Other Welfare Services		Self-liquidating		Transfers to Foreclosed Property	
RECREATION and CONSERVATION		Other		Balance December 31, 1981	49,762.85
Beaches and Boardwalks		Total	250,743	PROPERTY ACQUIRED BY DEED OR FORECLOSURE	
Parks, Playgrounds, Shade Trees		ISSUED AND OUTSTANDING		Balance January 1, 1981	
Land Reclamation & Conservation		School	250,743.70	Transfers From Taxes or Liens	
Other Recreational Services	1,950.00	Self-Liquidating		Sale for Cash (1981)	
EDUCATION (excluding schools)		Other		Cancelled, Abated or Adjusted (1981)	
Libraries		Total	250,743.70	Balance December 31, 1981	
Other Educational Services		EQUALIZED VALUATION BASIS		CURRENT FINANCES DECEMBER 31, 1981	
STATUTORY EXPENDITURES		FOR NET DEBT COMPUTATION	43,303,753	ASSETS	
Pensions & F. I. C. A.	10,500.00	REAL PROPERTY VALUATIONS		Cash Dec. 31, 1981	628,092.81
Employee Fringe Benefits	2,500.00	Code Class # of Parcels % VAL'N	ASSESSED VALUATION	Taxes Receivable	128,215.28
Other Statutory Expenditures	1,200.00	1 Vacant Land 358 9.48	5,113,700.00	Tax Title Liens	49,762.85
CETA And Other Public Employment Programs		2 Residential 555 59.75	32,231,200.00	Foreclosed Property	
MUNICIPAL FUNCTIONS	361,195.00	3 Farm 351 19.16	10,333,175.00	Emergencies & Other Deferred Charges	20,400.00
CAPITAL IMPROVEMENTS	*MEMO* 30,000.00	4a Commercial 59 11.61	6,263,100.00	State and Federal Aid Receivable	1,199.21
DEBT SERVICE		4b Industrial		Other Receivables	
Principal Payments		4c Apartments		Total	827,670.15
Interest Payments		Total	53,541,175.00	LIABILITIES, RESERVES, AND SURPLUS	
DEFERRED CHARGES	18,304.36	Land Area 26.00 Sq. Miles		Cash Liabilities	447,851.46
SCHOOL, COUNTY, SPECIAL DISTRICT TAXES	1,076,583.53	Net Valuation Taxable-Municipal	54,577,373	Reserves for Receivables	177,978.13
RESERVE FOR UNCOLLECTED TAXES	108,840.00	Net Valuation Taxable-County	47,257,519	Surplus Dec. 31, 1981	201,840.56
EXPENDITURES	TOTAL 1,564,922.89	State Equalized Valuation	48,300,306	Total	827,670.15
		State Equalization Ratio	113.17		

1512

Population 1980 14,161
 Population 1981 14,451
 S & P Rating
 Moody Rating

General Tax Rate Per \$100. 2.08
 State Equalized Tax Rate 2.07

LACEY TOWNSHIP - OCEAN COUNTY
Form of Government:
Township Committee
Number of Members on Governing Body - 5

PER CAPITA:
 Gross Debt 1,058.27
 Net Debt
 Debt Service
 Total Tax Levy 657.05
 Municipal Expenditures 423.15

PER CENT:
 Gross Debt 3.80
 Net Debt
 Tax Levy Collected 89.71
 Tax Levy Cancelled, Abated or Adjusted

EXPENDITURES		REVENUES-REALIZED		1981 PROPERTY TAX	
GENERAL GOVERNMENT		1981 Property Taxes Collected		STATE EQUALIZED TAX RATE	
Governing Body & Public Boards	25,435.00	8,506,026.77		Local District School Taxes	1.60
Municipal Clerk				Regional & Consolidated School Tax	
Financial Administration	67,500.00	355,056.78		School Taxes in Municipal Budget	
Assessment of Taxes	76,065.00	40,864.28		County Taxes	.44
Collection of Taxes	156,000.00	5,951,264.00		County Library Taxes	.02
Planning, Housing & Development	122,000.00	70,927.80		Local Municipal Purpose Taxes	
Human Resources	2,000.00	511,395.51		Veteran & Senior Citizen Taxes	
Elections		1,072,450.04		Total Taxes for Rate Computation	2.06
General Administration (other)	820,300.00	16,508,005.18		Special District Taxes	
JUDICIARY		633,374.39		Bank Corp. Taxes	13,818.23
Municipal Courts	55,180.00	17,141,379.57		Added and Omitted Taxes	105,950.57
PUBLIC SAFETY		830,760.11		Total Taxes Levied - ABSTRACT	9,495,038.20
Fire Protection	174,000.00	446,511.36		Total Taxes Billed	9,481,219.57
Police Protection	1,115,000.00			1981 TAXES COLLECTED	8,506,026.77
Civil Defense & Disaster Control	11,000.00			1981 Taxes Cancelled, Abated or Adjusted	
Environmental Inspection & Control	65,300.00			Transfer to Tax Title Liens or Foreclosed	
Other Public Safety	10,000.00			Balance Outstanding Dec. 31, 1981	975,193.20
PUBLIC WORKS				PRIOR YEARS TAXES OUTSTANDING	
Streets and Drainage	1,200,650.00			Balance January 1, 1981	396,347.02
Sewers and Sewage Processing				Collected in 1981	286,416.76
Garbage and Trash Disposal	351,400.00			Cancelled, Abated or Adjusted 1981	
Public Buildings and Grounds	218,700.00			Transfers to Tax Title Liens or Foreclosed	
Other Public Works	115,000.00			Balance December 31, 1981	109,930.26
HEALTH and WELFARE				TAX TITLE LIENS OUTSTANDING	
Health Services Except Environmental	29,800.00			Balance January 1, 1981	210,212.02
Welfare-Public Assistance	31,850.00			Transfer From Taxes	
Hospitals, Clinics, First Aid	7,000.00			Redeemed in 1981	68,640.02
Animal, Insect, & Rodent Control	11,980.00			Cancelled, Abated or Adjusted (1981)	
Other Welfare Services				Transfers to Foreclosed Property	
RECREATION and CONSERVATION				Balance December 31, 1981	141,572.00
Beaches and Boardwalks				PROPERTY ACQUIRED BY DEED OR FORECLOSURE	
Parks, Playgrounds, Shade Trees	124,450.00			Balance January 1, 1981	94,776.38
Land Reclamation & Conservation				Transfers From Taxes or Liens	
Other Recreational Services	77,100.00			Sale for Cash (1981)	
EDUCATION (excluding schools)				Cancelled, Abated or Adjusted (1981)	
Libraries				Balance December 31, 1981	94,776.38
Other Educational Services	30,000.00			CURRENT FINANCES DECEMBER 31, 1981	
STATUTORY EXPENDITURES				ASSETS	
Pensions & F. I. C. A.	305,150.00			Cash Dec. 31, 1981	8,416,250.45
Employee Fringe Benefits				Taxes Receivable	1,085,123.46
Other Statutory Expenditures	23,000.00			Tax Title Liens	141,572.00
CETA And Other Public Employment Programs				Foreclosed Property	94,776.38
MUNICIPAL FUNCTIONS				Emergencies & Other Deferred Charges	85,600.00
TOTAL	5,231,860.00			State and Federal Aid Receivable	
CAPITAL IMPROVEMENTS				Other Receivables	208,877.23
DEBT SERVICE				Total	10,032,199.52
Principal Payments				LIABILITIES, RESERVES, AND SURPLUS	
Interest Payments				Cash Liabilities	4,483,352.60
DEFERRED CHARGES				Reserves for Receivables	1,487,549.07
SCHOOL, COUNTY, SPECIAL DISTRICT TAXES	52,324.00			Surplus Dec. 31, 1981	4,061,297.85
RESERVE FOR UNCOLLECTED TAXES	9,575,269.40			Total	10,032,199.52
EXPENDITURES	15,490,213.51				

1981/3000

▽

1915

Population 1980 1,614
 Population 1981 1,660
 S & P Rating
 Moody Rating

General Tax Rate Per \$100. 4.99
 State Equalized Tax Rate 2.36

LAFAYETTE TOWNSHIP - SUSSEX COUNTY

Form of Government:

Township Committee

Number of Members on Governing Body - 5

PER CAPITA:

Gross Debt 1,261.05
 Net Debt 383.45
 Debt Service
 Total Tax Levy 700.56
 Municipal Expenditures 214.45

PER CENT:

Gross Debt 5.00
 Net Debt 1.52
 Tax Levy Collected 92.87
 Tax Levy Cancelled, Abated or Adjusted

EXPENDITURES		REVENUES-REALIZED		1981 PROPERTY TAX	
GENERAL GOVERNMENT		1981 Property Taxes Collected		STATE EQUALIZED TAX RATE	
Governing Body & Public Boards		1,079,115.64		Local District School Taxes 1.13	
Municipal Clerk				Regional & Consolidated School Tax .60	
Financial Administration	5,495.50			School Taxes in Municipal Budget	
Assessment of Taxes	46,295.00	Delinquent Tax & Lien Collections		County Taxes .57 *	
Collection of Taxes	5,325.00	Business Personalty Replacement Taxes		County Library Taxes .03	
Planning, Housing & Development	1,725.00	Taxes from Public Utilities		Local Municipal Purpose Taxes .02	
Human Resources		Other Miscellaneous Tax Revenues		Veteran & Senior Citizen Taxes	
Elections	360.86	State Aid Revenues		Total Taxes for Rate Computation 2.35	
General Administration (other)	35,099.00	Federal Aid Revenues		Special District Taxes	
JUDICIARY		State and Local Fiscal Assistance Act Utilized		Bank Corp. Taxes	
Municipal Courts	11,660.00	Sale of Acquired Property		Added and Omitted Taxes	
PUBLIC SAFETY		Other Miscellaneous Revenues		Total Taxes Levied - ABSTRACT	
Fire Protection	12,000.00	Total		Total Taxes Billed	
Police Protection	1,446.75	Prior Years Surplus Appropriated		1981 TAXES COLLECTED	
Civil Defense & Disaster Control	10.00	REVENUES TOTAL		1981 Taxes Cancelled, Abated or Adjusted	
Environmental Inspection & Control	10,541.89	Reserve For Uncollected Taxes		Transfer to Tax Title Liens or Foreclosed	
Other Public Safety		CAPITAL OUTLAY TOTAL		Balance Outstanding Dec. 31, 1981	
PUBLIC WORKS				PRIOR YEARS TAXES OUTSTANDING	
Streets and Drainage	95,928.00	Public Enterprises		Balance January 1, 1981	
Sewers and Sewage Processing		Recreation—Culture		Collected in 1981	
Garbage and Trash Disposal		Public Works		Cancelled, Abated or Adjusted 1981	
Public Buildings and Grounds	8,500.00	Buildings and Grounds		Transfers to Tax Title Liens or Foreclosed	
Other Public Works		Library and Education		Balance December 31, 1981	
HEALTH and WELFARE		Conservation		TAX TITLE LIENS OUTSTANDING	
Health Services Except Environmental	7,300.00	All Other		Balance January 1, 1981	
Welfare-Public Assistance	850.00	CAPITAL DEBT AUTHORIZED, DECEMBER 31, 1981		Transfer From Taxes	
Hospitals, Clinics, First Aid	200.00	ISSUED AND UNISSUED GROSS DEBT NET DEBT		Redeemed in 1981	
Animal, Insect, & Rodent Control	1,420.00	School 2,041,336 584,533		Cancelled, Abated or Adjusted (1981)	
Other Welfare Services	1,250.00	Self-liquidating 52,000 52,000		Transfers to Foreclosed Property	
RECREATION and CONSERVATION		Other 2,093,336 636,533		Balance December 31, 1981	
Beaches and Boardwalks		ISSUED AND OUTSTANDING		PROPERTY ACQUIRED BY DEED OR	
Parks, Playgrounds, Shade Trees		School 201,336.50		FORECLOSURE	
Land Reclamation & Conservation		Self-liquidating		Balance January 1, 1981	
Other Recreational Services	2,100.00	Other 201,336.50		Transfers From Taxes or Liens	
EDUCATION (excluding schools)		Total 41,848,850		Sale for Cash (1981)	
Libraries		EQUALIZED VALUATION BASIS		Cancelled, Abated or Adjusted (1981)	
Other Educational Services		FOR NET DEBT COMPUTATION		Balance December 31, 1981	
STATUTORY EXPENDITURES		REAL PROPERTY VALUATIONS		CURRENT FINANCES DECEMBER 31, 1981	
Pensions & F. I. C. A.	7,190.00	Code Class # of Parcels % VAL'N ASSESSED VALUATION		ASSETS	
Employee Fringe Benefits	1,850.00	1 Vacant Land 142 5.09 1,162,625.00		Cash Dec. 31, 1981	
Other Statutory Expenditures	735.00	2 Residential 371 46.63 10,644,350.00		Taxes Receivable	
CETA And Other Public Employment Programs		3 Farm 533 24.58 5,610,700.00		Tax Title Liens	
MUNICIPAL FUNCTIONS TOTAL	261,282.00	4a Commercial 23 3.33 760,000.00		Foreclosed Property	
CAPITAL IMPROVEMENTS *MEMO*	7,500.00	4b Industrial 20 20.37 4,649,850.00		Emergencies & Other Deferred Charges	
DEBT SERVICE		4c Apartments		State and Federal Aid Receivable	
Principal Payments		Total 1089 22,827,525.00		Other Receivables	
Interest Payments		Land Area 18.70 Sq. Miles		Total	
DEFERRED CHARGES	14,712.31	Net Valuation Taxable-Municipal		LIABILITIES, RESERVES, AND SURPLUS	
SCHOOL, COUNTY, SPECIAL DISTRICT TAXES	1,132,424.33	Net Valuation Taxable-County		Cash Liabilities	
RESERVE FOR UNCOLLECTED TAXES	80,000.00	State Equalized Valuation		Reserves for Receivables	
EXPENDITURES TOTAL	1,486,418.64	State Equalization Ratio		Surplus Dec. 31, 1981	
				Total	

1513

Population 1980 2,908
 Population 1981 2,914
 S & P Rating
 Moody Rating

General Tax Rate Per \$100. 3.12
 State Equalized Tax Rate 2.88

LAKEHURST BOROUGH – OCEAN COUNTY
Form of Government:
Borough Council
Number of Members on Governing Body – 6

PER CAPITA:
 Gross Debt 735.42
 Net Debt 303.64
 Debt Service
 Total Tax Levy 266.47
 Municipal Expenditures 302.36

PER CENT:
 Gross Debt 9.62
 Net Debt 1.97
 Tax Levy Collected 91.86
 Tax Levy Cancelled, Abated or Adjusted

EXPENDITURES		REVENUES-REALIZED		1981 PROPERTY TAX	
GENERAL GOVERNMENT		STATE EQUALIZED TAX RATE		1.48	
Governing Body & Public Boards		1981 Property Taxes Collected	707,622.56	Local District School Taxes	395,628.25
Municipal Clerk		1981 Payments in Lieu of Taxes		Regional & Consolidated School Tax	
Financial Administration	4,700.00	Delinquent Tax & Lien Collections	73,673.59	School Taxes in Municipal Budget	
Assessment of Taxes	4,529.40	Business Personalty Replacement Taxes	9,725.20	County Taxes	* 121,926.28
Collection of Taxes	17,390.00	Taxes from Public Utilities	81,854.00	County Library Taxes	.03 6,795.38
Planning, Housing & Development	1,157.24	Other Miscellaneous Tax Revenues	43,574.54	Local Municipal Purpose Taxes	.92 246,000.00
Human Resources		State Aid Revenues	75,652.55	Veteran & Senior Citizen Taxes	23,500.00
Elections		Federal Aid Revenues		Total Taxes for Rate Computation	2.89 754,249.91
General Administration (other)	102,458.01	State and Local Fiscal Assistance Act Utilized	92,906.00	Special District Taxes	
JUDICIARY		Sale of Acquired Property		Bank Corp. Taxes	6,130.81
Municipal Courts	23,178.07	Other Miscellaneous Revenues	186,343.97	Added and Omitted Taxes	
PUBLIC SAFETY		Total	1,271,752.41	Total Taxes Levied - ABSTRACT	776,480.72
Fire Protection	23,767.37	Prior Years Surplus Appropriated	55,214.69	Total Taxes Billed	770,349.91
Police Protection	280,926.79	REVENUES TOTAL	1,327,007.10	1981 TAXES COLLECTED	707,622.56
Civil Defense & Disaster Control	5,330.29	Reserve For Uncollected Taxes	76,753.25	1981 Taxes Cancelled, Abated or Adjusted	
Environmental Inspection & Control	2,808.89			Transfer to Tax Title Liens or Foreclosed	
Other Public Safety				Balance Outstanding Dec. 31, 1981	62,727.35
PUBLIC WORKS		CAPITAL OUTLAY TOTAL		PRIOR YEARS TAXES OUTSTANDING	
Streets and Drainage	133,005.16	Public Enterprises		Balance January 1, 1981	70,217.21
Sewers and Sewage Processing		Recreation—Culture		Collected in 1981	67,608.56
Garbage and Trash Disposal	56,267.24	Public Works		Cancelled, Abated or Adjusted 1981	
Public Buildings and Grounds	47,574.19	Buildings and Grounds		Transfers to Tax Title Liens or Foreclosed	
Other Public Works	22,102.41	Library and Education		Balance December 31, 1981	2,608.65
HEALTH and WELFARE		Conservation		TAX TITLE LIENS OUTSTANDING	
Health Services Except Environmental	3,170.70	All Other		Balance January 1, 1981	22,078.43
Welfare-Public Assistance	8,968.61			Transfer From Taxes	
Hospitals, Clinics, First Aid		CAPITAL DEBT AUTHORIZED, DECEMBER 31, 1981		Redeemed in 1981	6,065.03
Animal, Insect, & Rodent Control		ISSUED AND UNISSUED GROSS DEBT NET DEBT		Cancelled, Abated or Adjusted (1981)	
Other Welfare Services		School 1,553,000 884,798		Transfers to Foreclosed Property	
RECREATION and CONSERVATION		Self-liquidating 550,000		Balance December 31, 1981	16,013.40
Beaches and Boardwalks		Other		PROPERTY ACQUIRED BY DEED OR	
Parks, Playgrounds, Shade Trees		Total 2,143,000 884,798		FORECLOSURE	
Land Reclamation & Conservation				Balance January 1, 1981	14,400.00
Other Recreational Services	3,981.24			Transfers From Taxes or Liens	
EDUCATION (excluding schools)		ISSUED AND OUTSTANDING		Sale for Cash (1981)	
Libraries		School 1,553,000.00		Cancelled, Abated or Adjusted (1981)	
Other Educational Services		Self-Liquidating 575,000.00		Balance December 31, 1981	14,400.00
STATUTORY EXPENDITURES		Other		CURRENT FINANCES DECEMBER 31, 1981	
Pensions & F. I. C. A.	43,971.99	Total 2,128,000.00		ASSETS	
Employee Fringe Benefits	16,422.31	EQUALIZED VALUATION BASIS		Cash Dec. 31, 1981	356,771.99
Other Statutory Expenditures	2,600.00	FOR NET DEBT COMPUTATION		Taxes Receivable	65,336.00
CETA And Other Public Employment Programs		REAL PROPERTY VALUATIONS		Tax Title Liens	16,013.40
MUNICIPAL FUNCTIONS TOTAL	804,337.99	Code Class # of Parcels % VAL'N		Foreclosed Property	14,400.00
CAPITAL IMPROVEMENTS *MEMO*	2,000.00	1 Vacant Land 105 2.92		Emergencies & Other Deferred Charges	78,673.85
DEBT SERVICE		2 Residential 666 79.83		State and Federal Aid Receivable	44,510.61
Principal Payments		3 Farm		Other Receivables	35,341.50
Interest Payments		4a Commercial 46 16.99		Total	651,447.35
DEFERRED CHARGES		4b Industrial		LIABILITIES, RESERVES, AND SURPLUS	
SCHOOL, COUNTY, SPECIAL DISTRICT TAXES	524,344.91	4c Apartments 1 .26		Cash Liabilities	335,119.53
RESERVE FOR UNCOLLECTED TAXES	76,753.25	Total 818		Reserves for Receivables	121,090.90
EXPENDITURES TOTAL	1,405,441.15	Land Area .95 Sq. Miles		Surplus Dec. 31, 1981	185,236.92
		Net Valuation Taxable-Municipal	24,664,429	Total	651,447.35
		Net Valuation Taxable-County	25,055,862		
		State Equalized Valuation	26,445,510		
		State Equalization Ratio	92.42		

Population 1980 38,464
 Population 1981 38,827
 S & P Rating AAA
 Moody Rating BAA-1

General Tax Rate Per \$100. 3.63
 State Equalized Tax Rate 2.66

LAKEWOOD TOWNSHIP - OCEAN COUNTY
Form of Government:
Township Committee
Number of Members on Governing Body - 5

PER CAPITA
 Gross Debt 483.31
 Net Debt 247.23
 Debt Service 26.30
 Total Tax Levy 426.31
 Municipal Expenditures 274.66

PER CENT:
 Gross Debt 3.09
 Net Debt 1.05
 Tax Levy Collected 94.62
 Tax Levy Cancelled, Abated or Adjusted

EXPENDITURES		REVENUES-REALIZED		1981 PROPERTY TAX	
GENERAL GOVERNMENT				STATE EQUALIZED TAX RATE → 1.49	
Governing Body & Public Boards		1981 Property Taxes Collected	16,718,627.65	Local District School Taxes	9,765,169.75
Municipal Clerk		1981 Payments in Lieu of Taxes	56,569.00	Regional & Consolidated School Tax	
Financial Administration	88,985.00	Delinquent Tax & Lien Collections	917,169.26	School Taxes in Municipal Budget	
Assessment of Taxes	124,247.00	Business Personalty Replacement Taxes	241,479.80	County Taxes	* 2,854,877.17
Collection of Taxes	155,494.00	Taxes from Public Utilities	1,685,305.00	County Library Taxes	
Planning, Housing & Development	96,987.00	Other Miscellaneous Tax Revenues		Local Municipal Purpose Taxes	4,856,825.86
Human Resources	398,362.00	State Aid Revenues	541,330.27	Veteran & Senior Citizen Taxes	487,300.00
Elections	2,600.00	Federal Aid Revenues	129,519.80	Total Taxes for Rate Computation	17,969,172.78
General Administration (other)	696,597.00	State and Local Fiscal Assistance Act Utilized	582,837.00	Special District Taxes	
JUDICIARY		Sale of Acquired Property	301,528.57	Bank Corp. Taxes	47,180.48
Municipal Courts	108,164.00	Other Miscellaneous Revenues	1,400,387.67	Added and Omitted Taxes	188,235.23
PUBLIC SAFETY		Total	22,980,754.02	Total Taxes Levied - ABSTRACT	17,717,288.49
Fire Protection	305,512.00	Prior Years Surplus Appropriated	634,125.59	Total Taxes Billed	17,670,108.01
Police Protection	2,325,319.00	REVENUES TOTAL	23,614,879.61	1981 TAXES COLLECTED	16,718,627.65
Civil Defense & Disaster Control	12,095.00	Reserve For Uncollected Taxes	1,274,055.14	1981 Taxes Cancelled, Abated or Adjusted	
Environmental Inspection & Control	255,810.00	CAPITAL OUTLAY TOTAL	1,025,813.35	Transfer to Tax Title Liens or Foreclosed	161,565.71
Other Public Safety				Balance Outstanding Dec. 31, 1981	789,914.65
PUBLIC WORKS				PRIOR YEARS TAXES OUTSTANDING	
Streets and Drainage	854,955.00	Public Enterprises		Balance January 1, 1981	828,844.62
Sewers and Sewage Processing		Recreation—Culture	46,285.84	Collected in 1981	789,300.57
Garbage and Trash Disposal	527,690.00	Public Works	936,783.99	Cancelled, Abated or Adjusted 1981	
Public Buildings and Grounds	305,789.00	Buildings and Grounds	46,743.52	Transfers to Tax Title Liens or Foreclosed	35,403.43
Other Public Works	106,487.00	Library and Education		Balance December 31, 1981	4,140.62
HEALTH and WELFARE		Conservation		TAX TITLE LIENS OUTSTANDING	
Health Services Except Environmental	131,034.00	All Other		Balance January 1, 1981	651,590.26
Welfare-Public Assistance	149,204.00	CAPITAL DEBT AUTHORIZED, DECEMBER 31, 1981		Transfer From Taxes	202,213.58
Hospitals, Clinics, First Aid	27,500.00	ISSUED AND UNISSUED GROSS DEBT NET DEBT		Redeemed in 1981	127,866.69
Animal, Insect, & Radent Control		School 8,392,000		Cancelled, Abated or Adjusted (1981)	
Other Welfare Services	7,200.00	Self-liquidating 9,599,135	9,599,135	Transfers to Foreclosed Property	
RECREATION and CONSERVATION		Other 17,991,135	9,599,135	Balance December 31, 1981	725,935.15
Beaches and Boardwalks		Total 17,991,135		PROPERTY ACQUIRED BY DEED OR FORECLOSURE	
Parks, Playgrounds, Shade Trees	212,944.00	ISSUED AND OUTSTANDING		Balance January 1, 1981	2,309,718.21
Land Reclamation & Conservation	1,400.00	School 8,392,000.00		Transfers From Taxes or Liens	
Other Recreational Services	136,846.91	Self-Liquidating 8,565,000.00		Sale for Cash (1981)	104,975.00
EDUCATION (excluding schools)		Other 17,357,000.00		Cancelled, Abated or Adjusted (1981)	
Libraries	254,544.00	Total 17,357,000.00		Balance December 31, 1981	2,204,743.21
Other Educational Services		EQUALIZED VALUATION BASIS		CURRENT FINANCES DECEMBER 31, 1981	
STATUTORY EXPENDITURES		FOR NET DEBT COMPUTATION		ASSETS	
Pensions & F. I. C. A.	666,196.00	REAL PROPERTY VALUATIONS		Cash Dec. 31, 1981	2,205,944.80
Employee Fringe Benefits	354,000.00	Code Class # of Parcels % VAL'N		Taxes Receivable	794,055.27
Other Statutory Expenditures	40,000.00	1 Vacant Land 5919 4.31	20,379,000.00	Tax Title Liens	725,935.15
CETA And Other Public Employment Programs		2 Residential 11357 71.46	337,992,300.00	Foreclosed Property	2,204,743.21
MUNICIPAL FUNCTIONS TOTAL	8,351,961.91	3 Farm 80 .64	3,039,400.00	Emergencies & Other Deferred Charges	142.00
CAPITAL IMPROVEMENTS *MEMU*	10,000.00	4a Commercial 416 11.33	53,595,000.00	State and Federal Aid Receivable	
DEBT SERVICE		4b Industrial 67 5.51	26,084,000.00	Other Receivables	264,137.02
Principal Payments	450,000.00	4c Apartments 82 6.75	31,915,400.00	Total	6,194,957.45
Interest Payments	574,084.69	Total 17921	473,005,100.00	LIABILITIES, RESERVES, AND SURPLUS	
DEFERRED CHARGES	14,001.47	Land Area 24.40 Sq. Miles		Cash Liabilities	783,096.58
SCHOOL, COUNTY, SPECIAL DISTRICT TAXES	12,625,046.92	Net Valuation Taxable-Municipal	481,612,334	Reserves for Receivables	3,844,728.56
RESERVE FOR UNCOLLECTED TAXES	1,274,055.14	Net Valuation Taxable-County	605,224,967	Surplus Dec. 31, 1981	1,567,131.91
EXPENDITURES TOTAL	23,289,150.13	State Equalized Valuation	654,444,336	Total	6,194,957.45
		State Equalization Ratio	73.24		

1017

Population 1980 4,044
 Population 1981 4,007
 S & P Rating
 Moody Rating

General Tax Rate Per \$100. 3.01
 State Equalized Tax Rate 2.12

LAMBERTVILLE CITY - HUNTERDON CO.

Form of Government:

Small Municipality Plan C (OMCL 50)

Number of Members on Governing Body - 3

PER CAPITA:

Gross Debt 69.88
 Net Debt
 Debt Service
 Total Tax Levy 425.83
 Municipal Expenditures 226.99

PER CENT:

Gross Debt .40
 Net Debt
 Tax Levy Collected 86.84
 Tax Levy Cancelled, Abated or Adjusted

EXPENDITURES		REVENUES-REALIZED		1981 PROPERTY TAX	
GENERAL GOVERNMENT				STATE EQUALIZED TAX RATE	
Governing Body & Public Boards		1981 Property Taxes Collected	1,451,228.20	Local District School Taxes .56	444,802.42
Municipal Clerk	14,800.00	1981 Payments in Lieu of Taxes		Regional & Consolidated School Tax .85	671,085.29
Financial Administration	10,500.00	Delinquent Tax & Lien Collections	178,006.02	School Taxes in Municipal Budget	
Assessment of Taxes	6,900.00	Business Personalty Replacement Taxes	76,855.68	County Taxes	328,583.76
Collection of Taxes	15,450.00	Taxes from Public Utilities	146,758.00	County Library Taxes	
Planning, Housing & Development	9,710.00	Other Miscellaneous Tax Revenues		Local Municipal Purpose Taxes .28	223,511.84
Human Resources		State Aid Revenues	66,367.11	Veteran & Senior Citizen Taxes	53,500.00
Elections	2,200.00	Federal Aid Revenues		Total Taxes for Rate Computation 2.11	1,721,483.31
General Administration (other)	76,100.00	State and Local Fiscal Assistance Act Utilized	29,253.00	Special District Taxes	29,400.00
JUDICIARY		Sale of Acquired Property		Bank Corp. Taxes	5,720.78
Municipal Courts	25,200.00	Other Miscellaneous Revenues	169,727.05	Added and Omitted Taxes	3,191.97
PUBLIC SAFETY		Total	2,118,155.06	Total Taxes Levied - ABSTRACT	1,706,296.06
Fire Protection	28,200.00	Prior Years Surplus Appropriated	76,000.00	Total Taxes Billed	1,671,175.28
Police Protection	166,531.65	REVENUES TOTAL	2,194,155.06	1981 TAXES COLLECTED	1,451,228.20
Civil Defense & Disaster Control	2,000.00	Reserve For Uncollected Taxes	226,533.00	1981 Taxes Cancelled, Abated or Adjusted	
Environmental Inspection & Control	6,900.00	CAPITAL OUTLAY TOTAL		Transfer to Tax Title Liens or Foreclosed	
Other Public Safety				Balance Outstanding Dec. 31, 1981	219,947.08
PUBLIC WORKS				PRIOR YEARS TAXES OUTSTANDING	
Streets and Drainage	104,000.00	Public Enterprises		Balance January 1, 1981	244,638.98
Sewers and Sewage Processing	1,000.00	Recreation—Culture		Collected in 1981	170,400.29
Garbage and Trash Disposal	94,492.00	Public Works		Cancelled, Abated or Adjusted 1981	
Public Buildings and Grounds	13,800.00	Buildings and Grounds		Transfers to Tax Title Liens or Foreclosed	23,759.05
Other Public Works		Library and Education		Balance December 31, 1981	50,479.64
HEALTH and WELFARE		Conservation		TAX TITLE LIENS OUTSTANDING	
Health Services Except Environmental	4,600.00	All Other		Balance January 1, 1981	31,963.28
Welfare-Public Assistance	7,525.00	CAPITAL DEBT AUTHORIZED, DECEMBER 31, 1981		Transfer From Taxes	24,351.89
Hospitals, Clinics, First Aid		ISSUED AND UNISSUED GROSS DEBT		Redeemed in 1981	7,605.73
Animal, Insect, & Rodent Control		School 280,000		Cancelled, Abated or Adjusted (1981)	
Other Welfare Services		Self-Liquidating		Transfers to Foreclosed Property	
RECREATION and CONSERVATION		Other		Balance December 31, 1981	48,709.44
Beaches and Boardwalks		Total 280,000		PROPERTY ACQUIRED BY DEED OR	
Parks, Playgrounds, Shade Trees	5,100.00	ISSUED AND OUTSTANDING		FORECLOSURE	
Land Reclamation & Conservation		School 280,000.00		Balance January 1, 1981	1,925.00
Other Recreational Services	2,500.00	Self-Liquidating		Transfers From Taxes or Liens	
EDUCATION (excluding schools)		Other		Sale for Cash (1981)	
Libraries	18,300.00	Total 280,000.00		Cancelled, Abated or Adjusted (1981)	
Other Educational Services		EQUALIZED VALUATION BASIS		Balance December 31, 1981	1,925.00
STATUTORY EXPENDITURES		FOR NET DEBT COMPUTATION	69,601,131	CURRENT FINANCES DECEMBER 31, 1981	
Pensions & F. I. C. A.	31,700.00	REAL PROPERTY VALUATIONS		ASSETS	
Employee Fringe Benefits	15,000.00	Code Class # of Parcels % VAL'N		Cash Dec. 31, 1981	240,754.56
Other Statutory Expenditures	2,500.00	1 Vacant Land 258 3.07		Taxes Receivable	270,426.72
CETA And Other Public Employment Programs		2 Residential 1192 72.25		Tax Title Liens	48,709.44
MUNICIPAL FUNCTIONS TOTAL	667,008.65	3 Farm 2 .01		Foreclosed Property	1,925.00
CAPITAL IMPROVEMENTS *MEMU*	25,000.00	4a Commercial 165 18.33		Emergencies & Other Deferred Charges	
DEBT SERVICE		4b Industrial 12 3.04		State and Federal Aid Receivable	441.94
Principal Payments		4c Apartments 17 3.30		Other Receivables	21,061.34
Interest Payments		Total 1646		Total	583,319.00
DEFERRED CHARGES	15,990.20	Land Area 1.10 Sq. Miles		LIABILITIES, RESERVES, AND SURPLUS	
SCHOOL, COUNTY, SPECIAL DISTRICT TAXES	1,473,871.47	Net Valuation Taxable-Municipal	55,492,132	Cash Liabilities	159,796.44
RESERVE FOR UNCOLLECTED TAXES	226,533.00	Net Valuation Taxable-County	74,224,496	Reserves for Receivables	342,122.50
EXPENDITURES TOTAL	2,383,403.32	State Equalized Valuation	78,462,275	Surplus Dec. 31, 1981	41,400.06
		State Equalization Ratio	70.39	Total	583,319.00

0420

Population 1980 2,249
 Population 1981 2,245
 S & P Rating
 Moody Rating

General Tax Rate Per \$100.

5.64

State Equalized Tax Rate

2.90

LAUREL SPRINGS BORO. - CAMDEN CO.

Form of Government:

Borough Council

Number of Members on Governing Body - 6

PER CAPITA:

Gross Debt 92.89
 Net Debt 92.89
 Debt Service 8.92
 Total Tax Levy 530.99
 Municipal Expenditures 224.43

PER CENT:

Gross Debt .71
 Net Debt .71
 Tax Levy Collected 98.13
 Tax Levy Cancelled, Abated or Adjusted .02

EXPENDITURES		REVENUES-REALIZED		1981 PROPERTY TAX	
GENERAL GOVERNMENT		1981 Property Taxes Collected		STATE EQUALIZED TAX RATE → 1.36	
Governing Body & Public Boards			1,167,957.82	Local District School Taxes 558,445.00	
Municipal Clerk		1981 Payments in Lieu of Taxes		Regional & Consolidated School Tax	
Financial Administration	8,999.00	Delinquent Tax & Lien Collections	15,933.93	School Taxes in Municipal Budget	
Assessment of Taxes	3,825.00	Business Personalty Replacement Taxes	10,870.84	County Taxes .98 *	
Collection of Taxes	7,352.50	Taxes from Public Utilities	124,147.62	County Library Taxes .02	
Planning, Housing & Development	2,725.00	Other Miscellaneous Tax Revenues		Local Municipal Purpose Taxes .54	
Human Resources		State Aid Revenues	27,221.39	Veteran & Senior Citizen Taxes	
Elections		Federal Aid Revenues	8,215.83	Total Taxes for Rate Computation 2.90	
General Administration (other)	94,346.25	State and Local Fiscal Assistance Act Utilized	15,822.54	Special District Taxes	
JUDICIARY		Sale of Acquired Property		Bank Corp. Taxes	
Municipal Courts	11,375.00	Other Miscellaneous Revenues	33,623.24	Added and Omitted Taxes	
PUBLIC SAFETY		Total	1,403,853.21	Total Taxes Levied - ABSTRACT	
Fire Protection	15,815.59	Prior Years Surplus Appropriated	61,451.00	Total Taxes Billed	
Police Protection	99,253.63	REVENUES TOTAL	1,465,344.21	1981 TAXES COLLECTED	
Civil Defense & Disaster Control	50.00	Reserve For Uncollected Taxes	52,712.12	1981 Taxes Cancelled, Abated or Adjusted	
Environmental Inspection & Control	2,200.00	CAPITAL OUTLAY TOTAL	107,283.44	Transfer to Tax Title Liens or Foreclosed	
Other Public Safety				Balance Outstanding Dec. 31, 1981	
PUBLIC WORKS		Public Enterprises		PRIOR YEARS TAXES OUTSTANDING	
Streets and Drainage	69,928.60	Recreation—Culture		Balance January 1, 1981	
Sewers and Sewage Processing		Public Works	91,424.82	Collected in 1981	
Garbage and Trash Disposal	23,356.27	Buildings and Grounds	15,848.62	Cancelled, Abated or Adjusted 1981	
Public Buildings and Grounds	3,750.00	Library and Education		Transfers to Tax Title Liens or Foreclosed	
Other Public Works	14,050.00	Conservation		Balance December 31, 1981	
HEALTH and WELFARE		All Other		52.99	
Health Services Except Environmental	1,075.00	CAPITAL DEBT AUTHORIZED, DECEMBER 31, 1981		TAX TITLE LIENS OUTSTANDING	
Welfare-Public Assistance	400.00	ISSUED AND UNISSUED		Balance January 1, 1981	
Hospitals, Clinics, First Aid		School		Transfer From Taxes	
Animal, Insect, & Rodent Control		Self-liquidating		Redeemed in 1981	
Other Welfare Services		Other	208,535	Cancelled, Abated or Adjusted (1981)	
RECREATION and CONSERVATION		Total	208,535	Transfers to Foreclosed Property	
Beaches and Boardwalks		ISSUED AND OUTSTANDING		Balance December 31, 1981	
Parks, Playgrounds, Shade Trees	1,000.00	School		551.00	
Land Reclamation & Conservation		Self-Liquidating		PROPERTY ACQUIRED BY DEED OR	
Other Recreational Services	2,700.00	Other	95,000.00	FORECLOSURE	
EDUCATION (excluding schools)		Total	95,000.00	Balance January 1, 1981	
Libraries	750.00	EQUALIZED VALUATION BASIS		Transfers From Taxes or Liens	
Other Educational Services		FOR NET DEBT COMPUTATION	29,345,881	Sale for Cash (1981)	
STATUTORY EXPENDITURES		REAL PROPERTY VALUATIONS		Cancelled, Abated or Adjusted (1981)	
Pensions & F. I. C. A.	22,000.00	Code Class # of Parcels % VAL'N		Balance December 31, 1981	
Employee Fringe Benefits		1 Vacant Land 24 1.44	246,000.00	551.00	
Other Statutory Expenditures	950.00	2 Residential 591 78.65	13,395,550.00	CURRENT FINANCES DECEMBER 31, 1981	
CETA And Other Public Employment Programs	15,000.00	3 Farm 1 .08	13,140.00	ASSETS	
MUNICIPAL FUNCTIONS TOTAL	400,901.84	4a Commercial 31 16.06	2,734,800.00	Cash, Dec. 31, 1981	
CAPITAL IMPROVEMENTS *MEMO*	80.00	4b Industrial		Taxes Receivable	
DEBT SERVICE		4c Apartments 4 3.78	643,000.00	Tax Title Liens	
Principal Payments	15,000.00	Total	17,032,450.00	Foreclosed Property	
Interest Payments	5,015.22	Land Area .45 Sq. Miles		Emergencies & Other Deferred Charges	
DEFERRED CHARGES	30,210.88	Net Valuation Taxable-Municipal	21,078,420	State and Federal Aid Receivable	
SCHOOL, COUNTY, SPECIAL DISTRICT TAXES	967,943.15	Net Valuation Taxable-County	33,362,833	Other Receivables	
RESERVE FOR UNCOLLECTED TAXES	52,712.12	State Equalized Valuation	37,170,181	Total	
EXPENDITURES TOTAL	1,471,783.21	State Equalization Ratio	51.42	LIABILITIES, RESERVES, AND SURPLUS	
				Cash Liabilities	
				Reserves for Receivables	
				Surplus Dec. 31, 1981	
				Total	

1515

Population 1980 2,072
 Population 1981 2,089
 S & P Rating
 Moody Rating BAA-1

General Tax Rate Per \$100. 1.57
 State Equalized Tax Rate 1.02

LAVALLETTE BOROUGH - OCEAN COUNTY
Form of Government:
Borough Council
Number of Members on Governing Body - 6

PER CAPITA:
 Gross Debt 1,933.69
 Net Debt 1,187.13
 Debt Service
 Total Tax Levy 1,018.67
 Municipal Expenditures 688.61

PER CENT:
 Gross Debt 2.30
 Net Debt 1.41
 Tax Levy Collected 95.93
 Tax Levy Cancelled, Abated or Adjusted .04

EXPENDITURES		REVENUES-REALIZED		1981 PROPERTY TAX	
GENERAL GOVERNMENT		STATE EQUALIZED TAX RATE		Local District School Taxes	
Governing Body & Public Boards	32,426.00	1981 Property Taxes Collected	2,037,017.42	.32	652,935.00
Municipal Clerk	17,690.00	1981 Payments in Lieu of Taxes		Regional & Consolidated School Tax	
Financial Administration	21,100.00	Delinquent Tax & Lien Collections	76,746.13	School Taxes in Municipal Budget	
Assessment of Taxes	6,100.00	Business Personalty Replacement Taxes	10,779.56	County Taxes	.41 *
Collection of Taxes	14,100.00	Taxes from Public Utilities	122,975.00	County Library Taxes	.02
Planning, Housing & Development	6,080.00	Other Miscellaneous Tax Revenues		Local Municipal Purpose Taxes	.27
Human Resources	1,000.00	State Aid Revenues	12,443.28	Veteran & Senior Citizen Taxes	
Elections	1,400.00	Federal Aid Revenues	15,944.65	Total Taxes for Rate Computation	1.02
General Administration (other)	236,833.00	State and Local Fiscal Assistance Act Utilized	61,304.00	Special District Taxes	
JUDICIARY		Sale of Acquired Property		Bank Corp. Taxes	4,621.26
Municipal Courts	27,000.00	Other Miscellaneous Revenues	497,660.42	Added and Omitted Taxes	11,343.03
PUBLIC SAFETY		Total	2,834,870.66	Total Taxes Levied - ABSTRACT	2,128,000.00
Fire Protection	45,901.00	Prior Years Surplus Appropriated	267,000.00	Total Taxes Billed	2,123,378.74
Police Protection	331,351.00	REVENUES TOTAL	3,101,870.66	1981 TAXES COLLECTED	2,037,017.42
Civil Defense & Disaster Control	1,900.00	Reserve For Uncollected Taxes	108,175.00	1981 Taxes Cancelled, Abated or Adjusted	503.09
Environmental Inspection & Control	11,080.00	CAPITAL OUTLAY TOTAL	140,059.24	Transfer to Tax Title Liens or Foreclosed	3,318.00
Other Public Safety		Public Enterprises	923.81	Balance Outstanding Dec. 31, 1981	82,140.23
PUBLIC WORKS		Recreation—Culture	40,906.71	PRIOR YEARS TAXES OUTSTANDING	
Streets and Drainage	80,900.00	Public Works	91,828.72	Balance January 1, 1981	77,248.37
Sewers and Sewage Processing	63,350.00	Buildings and Grounds	6,400.00	Collected in 1981	70,746.13
Garbage and Trash Disposal	38,250.00	Library and Education		Cancelled, Abated or Adjusted 1981	
Public Buildings and Grounds		Conservation		Transfers to Tax Title Liens or Foreclosed	502.24
Other Public Works		All Other		Balance December 31, 1981	
HEALTH and WELFARE		CAPITAL DEBT AUTHORIZED, DECEMBER 31, 1981		TAX TITLE LIENS OUTSTANDING	
Health Services Except Environmental	850.00	ISSUED AND UNISSUED		Balance January 1, 1981	3,196.97
Welfare-Public Assistance	1,200.00	School	1,510,000	Transfer From Taxes	3,899.76
Hospitals, Clinics, First Aid		Self-liquidating	1,508,000	Redeemed in 1981	
Animal, Insect, & Rodent Control	1,100.00	Other	1,021,487	Cancelled, Abated or Adjusted (1981)	
Other Welfare Services		Total	4,039,487	Transfers to Foreclosed Property	
RECREATION and CONSERVATION		ISSUED AND OUTSTANDING		Balance December 31, 1981	7,096.73
Beaches and Boardwalks	185,200.00	School	1,510,000.00	PROPERTY ACQUIRED BY DEED OR	
Parks, Playgrounds, Shade Trees	16,300.00	Self-Liquidating	1,508,000.00	FORECLOSURE	
Land Reclamation & Conservation	100.00	Other	492,305.10	Balance January 1, 1981	
Other Recreational Services	6,750.00	Total	3,510,305.10	Transfers From Taxes or Liens	
EDUCATION (excluding schools)		EQUALIZED VALUATION BASIS		Sale for Cash (1981)	
Libraries		FOR NET DEBT COMPUTATION	175,773,576	Cancelled, Abated or Adjusted (1981)	
Other Educational Services		REAL PROPERTY VALUATIONS		Balance December 31, 1981	
STATUTORY EXPENDITURES		Code Class # of Parcels % VAL'N		CURRENT FINANCES DECEMBER 31, 1981	
Pensions & F. I. C. A.	88,500.00	1 Vacant Land 179 3.31	4,389,500.00	ASSETS	
Employee Fringe Benefits	41,000.00	2 Residential 2182 89.18	118,223,350.00	Cash Dec. 31, 1981	1,172,989.22
Other Statutory Expenditures	7,000.00	3 Farm		Taxes Receivable	62,140.23
CETA And Other Public Employment Programs	12,264.85	4a Commercial 73 5.94	7,874,500.00	Tax Title Liens	7,096.73
MUNICIPAL FUNCTIONS		4b Industrial		Foreclosed Property	
CAPITAL IMPROVEMENTS		4c Apartments 13 1.57	2,079,500.00	Emergencies & Other Deferred Charges	
DEBT SERVICE		Total 2447	132,567,250.00	State and Federal Aid Receivable	5,388.96
Principal Payments		Land Area .65 Sq. Miles		Other Receivables	2,084.24
Interest Payments		Net Valuation Taxable-Municipal	134,244,559	Total	1,269,699.38
DEFERRED CHARGES		Net Valuation Taxable-County	178,276,036	LIABILITIES, RESERVES, AND SURPLUS	
SCHOOL, COUNTY, SPECIAL DISTRICT TAXES	1,544,235.71	State Equalized Valuation	205,376,218	Cash Liabilities	716,973.93
RESERVE FOR UNCOLLECTED TAXES	108,175.00	State Equalization Ratio	65.08	Reserves for Receivables	51,341.20
EXPENDITURES TOTAL	2,586,744.01			Surplus Dec. 31, 1981	461,384.25
				Total	1,269,699.38

0421

Population 1980 3,042
 Population 1981 3,021
 S & P Rating
 Moody Rating

General Tax Rate Per \$100.

4.52

State Equalized Tax Rate

3.32

LAWNSIDE BOROUGH - CAMDEN COUNTY**Form of Government:****Borough Council****Number of Members on Governing Body - 6****PER CAPITA**

Gross Debt 718.32
 Net Debt 256.22
 Debt Service 21.36
 Total Tax Levy 592.34
 Municipal Expenditures 299.60

PER CENT:

Gross Debt 4.47
 Net Debt 1.59
 Tax Levy Collected 52.02
 Tax Levy Cancelled, Abated or Adjusted

EXPENDITURES		REVENUES-REALIZED		1981 PROPERTY TAX	
GENERAL GOVERNMENT				STATE EQUALIZED TAX RATE →	
Governing Body & Public Boards		1981 Property Taxes Collected	1,644,315.67	Local District School Taxes	1.77 539,454.65
Municipal Clerk		1981 Payments in Lieu of Taxes		Regional & Consolidated School Tax	
Financial Administration	22,350.00	Delinquent Tax & Lien Collections	96,756.07	School Taxes in Municipal Budget	
Assessment of Taxes	5,419.00	Business Personalty Replacement Taxes	43,644.40	County Taxes	1.15 * 601,983.45
Collection of Taxes	38,742.00	Taxes from Public Utilities	332,165.00	County Library Taxes	.03 13,907.43
Planning, Housing & Development	6,882.00	Other Miscellaneous Tax Revenues		Local Municipal Purpose Taxes	.40 210,513.00
Human Resources		State Aid Revenues	21,672.76	Veteran & Senior Citizen Taxes	
Elections	3,232.00	Federal Aid Revenues	19,734.04	Total Taxes for Rate Computation	3.33 1,796,308.53
General Administration (other)	141,335.00	State and Local Fiscal Assistance Act Utilized	38,788.00	Special District Taxes	
JUDICIARY		Sale of Acquired Property	28,800.00	Bank Corp. Taxes	1,650.68
Municipal Courts	13,623.00	Other Miscellaneous Revenues	129,327.11	Added and Omitted Taxes	21,945.52
PUBLIC SAFETY		Total	2,355,203.05	Total Taxes Levied - ABSTRACT	1,789,454.73
Fire Protection	24,484.00	Prior Years Surplus Appropriated	185,000.00	Total Taxes Billed	1,786,856.68
Police Protection	160,492.00	REVENUES TOTAL	2,540,203.05	1981 TAXES COLLECTED	1,644,315.67
Civil Defense & Disaster Control	100.00	Reserve For Uncollected Taxes	157,411.00	1981 Taxes Cancelled, Abated or Adjusted	9.05
Environmental Inspection & Control	10,601.00	CAPITAL OUTLAY TOTAL	266,537.49	Transfer to Tax Title Liens or Foreclosed	44,477.44
Other Public Safety				Balance Outstanding Dec. 31, 1981	98,054.52
PUBLIC WORKS				PRIOR YEARS TAXES OUTSTANDING	
Streets and Drainage	64,300.00	Public Enterprises	16,368.24	Balance January 1, 1981	88,341.60
Sewers and Sewage Processing		Recreation—Culture	5,971.00	Collected in 1981	76,639.40
Garbage and Trash Disposal	31,000.00	Public Works	119,817.25	Cancelled, Abated or Adjusted 1981	
Public Buildings and Grounds	26,238.00	Buildings and Grounds	124,381.00	Transfers to Tax Title Liens or Foreclosed	10,746.68
Other Public Works		Library and Education		Balance December 31, 1981	955.52
HEALTH and WELFARE		Conservation		TAX TITLE LIENS OUTSTANDING	
Health Services Except Environmental	2,012.00	All Other		Balance January 1, 1981	90,710.91
Welfare-Public Assistance	5,539.00			Transfer From Taxes	57,227.34
Hospitals, Clinics, First Aid		CAPITAL DEBT AUTHORIZED, DECEMBER 31, 1981		Redeemed in 1981	21,949.55
Animal, Insect, & Rodent Control	1,790.00	ISSUED AND UNISSUED GROSS DEBT		Cancelled, Abated or Adjusted (1981)	
Other Welfare Services		School	779,000	Transfers to Foreclosed Property	
RECREATION and CONSERVATION		Self-liquidating	417,000	Balance December 31, 1981	125,988.70
Beaches and Boardwalks		Other	974,047	PROPERTY ACQUIRED BY DEED OR FORECLOSURE	
Parks, Playgrounds, Shade Trees	29,000.00	Total	2,170,047	Balance January 1, 1981	334,690.00
Land Reclamation & Conservation		ISSUED AND OUTSTANDING		Transfers From Taxes or Liens	
Other Recreational Services	7,501.00	School	694,000.00	Sale for Cash (1981)	28,800.00
EDUCATION (excluding schools)		Self-Liquidating	417,000.00	Cancelled, Abated or Adjusted (1981)	74,700.00
Libraries		Other	607,350.00	Balance December 31, 1981	231,390.00
Other Educational Services	1.00	Total	1,718,350.00	CURRENT FINANCES DECEMBER 31, 1981	
STATUTORY EXPENDITURES		EQUALIZED VALUATION BASIS		ASSETS	
Pensions & F. I. C. A.	37,323.00	FOR NET DEBT COMPUTATION	48,550,178	Cash Dec. 31, 1981	667,475.01
Employee Fringe Benefits		REAL PROPERTY VALUATIONS		Taxes Receivable	59,010.04
Other Statutory Expenditures	3,900.00	Code Class # of Parcels % VAL'N	ASSESSED VALUATION	Tax Title Liens	125,988.70
CETA And Other Public Employment Programs	28,560.00	1 Vacant Land 372 3.32	1,287,575.00	Foreclosed Property	231,390.00
MUNICIPAL FUNCTIONS TOTAL	664,424.00	2 Residential 884 61.23	23,769,325.00	Emergencies & Other Deferred Charges	2,123.00
CAPITAL IMPROVEMENTS *MEMO*	100.00	3 Farm		State and Federal Aid Receivable	
DEBT SERVICE		4a Commercial 40 22.37	8,682,733.00	Other Receivables	42,349.06
Principal Payments	45,000.00	4b Industrial 5 9.73	3,776,150.00	Total	1,168,335.81
Interest Payments	37,639.98	4c Apartments 5 3.36	1,304,600.00	LIABILITIES, RESERVES, AND SURPLUS	
		Total	38,820,383.00	Cash Liabilities	261,371.01
DEFERRED CHARGES	625.00	Land Area 1.43 Sq. Miles		Reserves for Receivables	498,737.60
SCHOOL, COUNTY, SPECIAL DISTRICT TAXES	1,555,345.53	Net Valuation Taxable-Municipal	39,056,173	Surplus Dec. 31, 1981	408,227.00
RESERVE FOR UNCOLLECTED TAXES	157,411.00	Net Valuation Taxable-County	51,718,671	Total	1,168,335.81
EXPENDITURES TOTAL	2,460,445.51	State Equalized Valuation	53,023,509		
		State Equalization Ratio	73.54		

0608

Population 1980 2,116
 Population 1981 2,165
 S & P Rating
 Moody Rating

General Tax Rate Per \$100. 5.27
 State Equalized Tax Rate 3.77

LAWRENCE TWP. - CUMBERLAND CO.
Form of Government:
Township Committee
Number of Members on Governing Body - 3

PER CAPITA:
 Gross Debt 12.47
 Net Debt 10.16
 Debt Service
 Total Tax Levy 554.69
 Municipal Expenditures 349.94

PER CENT:
 Gross Debt .10
 Net Debt .08
 Tax Levy Collected 73.57
 Tax Levy Cancelled, Abated or Adjusted

EXPENDITURES		REVENUES-REALIZED		1981 PROPERTY TAX	
GENERAL GOVERNMENT				STATE EQUALIZED TAX RATE	
Governing Body & Public Boards		1981 Property Taxes Collected	881,652.82	Local District School Taxes 2.27	711,189.50
Municipal Clerk		1981 Payments in Lieu of Taxes	128,943.42	Regional & Consolidated School Tax	
Financial Administration	16,100.00	Delinquent Tax & Lien Collections	29,219.28	School Taxes in Municipal Budget	
Assessment of Taxes	12,746.06	Business Personalty Replacement Taxes	115,417.00	County Taxes .94 *	296,028.04
Collection of Taxes	35,078.20	Taxes from Public Utilities	70,000.00	County Library Taxes	
Planning, Housing & Development	8,460.00	Other Miscellaneous Tax Revenues	28,342.64	Local Municipal Purpose Taxes .56	175,000.00
Human Resources		State Aid Revenues	38,655.37	Veteran & Senior Citizen Taxes	26,400.00
Elections	1,300.00	Federal Aid Revenues	80,415.18	Total Taxes for Rate Computation 3.77	1,208,617.54
General Administration (other)	84,888.00	State and Local Fiscal Assistance Act Utilized	1,372,645.91	Special District Taxes	
JUDICIARY		Sale of Acquired Property	207,603.63	Bank Corp. Taxes	2,476.01
Municipal Courts	10,947.50	Other Miscellaneous Revenues	280,738.37	Added and Omitted Taxes	16,214.53
PUBLIC SAFETY				Total Taxes Levied - ABSTRACT	1,200,908.08
Fire Protection	16,668.10			Total Taxes Billed	1,198,432.07
Police Protection	62,747.75	Prior Years Surplus Appropriated	1,580,249.54	1981 TAXES COLLECTED	881,652.62
Civil Defense & Disaster Control	665.06	REVENUES TOTAL	1,580,249.54	1981 Taxes Cancelled, Abated or Adjusted	
Environmental Inspection & Control	10,859.40	Reserve For Uncollected Taxes	280,738.37	Transfer to Tax Title Liens or Foreclosed	
Other Public Safety				Balance Outstanding Dec. 31, 1981	316,779.25
PUBLIC WORKS		CAPITAL OUTLAY TOTAL		PRIOR YEARS TAXES OUTSTANDING	
Streets and Drainage	147,199.10	Public Enterprises		Balance January 1, 1981	142,756.45
Sewers and Sewage Processing		Recreation—Culture		Collected in 1981	113,564.98
Garbage and Trash Disposal	17,600.00	Public Works		Cancelled, Abated or Adjusted 1981	
Public Buildings and Grounds	16,920.00	Buildings and Grounds		Transfers to Tax Title Liens or Foreclosed	
Other Public Works		Library and Education		Balance December 31, 1981	29,191.47
HEALTH and WELFARE		Conservation		TAX TITLE LIENS OUTSTANDING	
Health Services Except Environmental	250.00	All Other		Balance January 1, 1981	158,830.41
Welfare-Public Assistance	4,519.37			Transfer From Taxes	
Hospitals, Clinics, First Aid		CAPITAL DEBT AUTHORIZED, DECEMBER 31, 1981		Redeemed in 1981	15,378.44
Animal, Insect, & Rodent Control	2,940.00	ISSUED AND UNISSUED GROSS DEBT NET DEBT		Cancelled, Abated or Adjusted (1981)	
Other Welfare Services		School 5,000		Transfers to Foreclosed Property	
RECREATION and CONSERVATION		Self-liquidating 22,000	22,000	Balance December 31, 1981	143,451.97
Beaches and Boardwalks		Other 27,000	22,000	PROPERTY ACQUIRED BY DEED OR	
Parks, Playgrounds, Shade Trees	4,500.00	Total	22,000	FORECLOSURE	
Land Reclamation & Conservation				Balance January 1, 1981	208,500.00
Other Recreational Services	2,000.00	ISSUED AND OUTSTANDING		Transfers From Taxes or Liens	
EDUCATION (excluding schools)		School 5,000.00	5,000.00	Sale for Cash (1981)	200.00
Libraries	4,000.00	Self-Liquidating		Cancelled, Abated or Adjusted (1981)	
Other Educational Services		Other		Balance December 31, 1981	208,300.00
STATUTORY EXPENDITURES		Total	5,000.00	CURRENT FINANCES DECEMBER 31, 1981	
Pensions & F. I. C. A.	14,000.00	EQUALIZED VALUATION BASIS		ASSETS	
Employee Fringe Benefits		FOR NET DEBT COMPUTATION	27,319,822	Cash Dec. 31, 1981	303,589.14
Other Statutory Expenditures	2,500.00	REAL PROPERTY VALUATIONS		Taxes Receivable	345,970.72
CETA And Other Public Employment Programs		Code Class # of Parcels % VAL'N ASSESSED VALUATION		Tax Title Liens	143,451.97
MUNICIPAL FUNCTIONS TOTAL	476,888.54	1 Vacant Land 3965 28.48	6,158,050.00	Foreclosed Property	208,300.00
CAPITAL IMPROVEMENTS *MEMO*	12,303.63	2 Residential 617 46.40	10,031,175.00	Emergencies & Other Deferred Charges	
DEBT SERVICE		3 Farm 307 16.99	3,673,050.00	State and Federal Aid Receivable	76,261.37
Principal Payments		4a Commercial 53 5.56	1,202,425.00	Other Receivables	10,396.64
Interest Payments		4b Industrial 3 2.56	554,050.00	Total	1,087,969.84
DEFERRED CHARGES		4c Apartments		LIABILITIES, RESERVES, AND SURPLUS	
SCHOOL, COUNTY, SPECIAL DISTRICT TAXES	1,007,217.54	Total 4945	21,618,750.00	Cash Liabilities	157,513.35
RESERVE FOR UNCOLLECTED TAXES	280,738.37	Land Area 37.35 Sq. Miles		Reserves for Receivables	708,119.33
EXPENDITURES TOTAL	1,764,844.45	Net Valuation Taxable-Municipal	22,458,262	Surplus Dec. 31, 1981	222,337.16
		Net Valuation Taxable-County	28,985,891	Total	1,087,969.84
		State Equalized Valuation	31,032,260		
		State Equalization Ratio	71.61		

Population 1980 19,724
 Population 1981 20,545
 S & P Rating
 Moody Rating A-1

General Tax Rate Per \$100.
 4.00
 State Equalized Tax Rate
 2.38

LAWRENCE TWP. - MERCER CO.**Form of Government:****Council-Manager Plan E (OMCL 50)****Number of Members on Governing Body - 5****PER CAPITA**

Gross Debt 577.17
 Net Debt 467.61
 Debt Service 33.74
 Total Tax Levy 820.13
 Municipal Expenditures 385.22

PER CENT

Gross Debt 1.92
 Net Debt 1.55
 Tax Levy Collected 97.01
 Tax Levy Cancelled, Abated
 or Adjusted .13

EXPENDITURES		REVENUES-REALIZED		1981 PROPERTY TAX	
GENERAL GOVERNMENT				STATE EQUALIZED TAX RATE 1.19	
Governing Body & Public Boards		1981 Property Taxes Collected	16,320,349.69	Local District School Taxes	6,204,948.00
Municipal Clerk		1981 Payments in Lieu of Taxes	146,575.23	Regional & Consolidated School Tax	
Financial Administration	106,879.00	Delinquent Tax & Lien Collections	431,062.55	School Taxes in Municipal Budget	
Assessment of Taxes	163,250.00	Business Personalty Replacement Taxes	596,204.04	County Taxes	5,631,908.59
Collection of Taxes	67,170.00	Taxes from Public Utilities	1,809,704.00	County Library Taxes	281,032.87
Planning, Housing & Development	58,310.00	Other Miscellaneous Tax Revenues	120,000.00	Local Municipal Purpose Taxes	2,240,502.94
Human Resources	24,000.00	State Aid Revenues	260,942.49	Veteran & Senior Citizen Taxes	152,740.00
Elections	4,439.00	Federal Aid Revenues		Total Taxes for Rate Computation	16,511,132.40
General Administration (other)	672,755.46	State and Local Fiscal Assistance Act Utilized	324,615.23	Special District Taxes	
JUDICIARY		Sale of Acquired Property		Bank Corp. Taxes	13,157.43
Municipal Courts	63,150.00	Other Miscellaneous Revenues	1,824,714.80	Added and Omitted Taxes	477,950.46
PUBLIC SAFETY		Total	21,634,172.03	Total Taxes Levied - ABSTRACT	16,849,500.29
Fire Protection	235,583.00	Prior Years Surplus Appropriated	400,000.00	Total Taxes Billed	16,822,666.46
Police Protection	1,574,867.42	REVENUES TOTAL	22,234,172.03	1981 TAXES COLLECTED	16,320,349.69
Civil Defense & Disaster Control	16,800.00	Reserve For Uncollected Taxes	641,855.00	1981 Taxes Cancelled, Abated or Adjusted	21,524.86
Environmental Inspection & Control	75,259.93			Transfer to Tax Title Liens or Foreclosed	16,562.00
Other Public Safety	300.00			Balance Outstanding Dec. 31, 1981	464,209.91
PUBLIC WORKS		CAPITAL OUTLAY TOTAL	2,321,347.20	PRIOR YEARS TAXES OUTSTANDING	
Streets and Drainage	827,132.00	Public Enterprises		Balance January 1, 1981	1,297,530.03
Sewers and Sewage Processing	1,050,555.40	Recreation—Culture	455,852.77	Collected in 1981	426,709.38
Garbage and Trash Disposal	345,186.30	Public Works	1,739,055.09	Cancelled, Abated or Adjusted 1981	
Public Buildings and Grounds		Buildings and Grounds	126,439.34	Transfers to Tax Title Liens or Foreclosed	3,851.25
Other Public Works	5,000.00	Library and Education		Balance December 31, 1981	866,969.40
HEALTH and WELFARE		Conservation		TAX TITLE LIENS OUTSTANDING	
Health Services Except Environmental	125,377.34	All Other		Balance January 1, 1981	65,295.91
Welfare-Public Assistance	46,150.00	CAPITAL DEBT AUTHORIZED, DECEMBER 31, 1981		Transfer From Taxes	20,943.04
Hospitals, Clinics, First Aid		ISSUED AND UNISSUED	GROSS DEBT	Redeemed in 1981	4,353.17
Animal, Insect, & Rodent Control	10,300.00	School	2,229,000	Cancelled, Abated or Adjusted (1981)	
Other Welfare Services		Self-liquidating		Transfers to Foreclosed Property	
RECREATION and CONSERVATION		Other	9,628,993	Balance December 31, 1981	61,885.78
Beaches and Boardwalks		Total	11,857,993	PROPERTY ACQUIRED BY DEED OR FORECLOSURE	
Parks, Playgrounds, Shade Trees	217,860.00	ISSUED AND OUTSTANDING		Balance January 1, 1981	12,110.00
Land Reclamation & Conservation	1,100.00	School	2,229,000.00	Transfers From Taxes or Liens	
Other Recreational Services	84,550.00	Self-liquidating		Sale for Cash (1981)	
EDUCATION (excluding schools)		Other	8,882,000.00	Cancelled, Abated or Adjusted (1981)	
Libraries		Total	11,111,000.00	Balance December 31, 1981	12,110.00
Other Educational Services	8,369.53	EQUALIZED VALUATION BASIS		CURRENT FINANCES DECEMBER 31, 1981	
STATUTORY EXPENDITURES		FOR NET DEBT COMPUTATION	618,582,547	ASSETS	
Pensions & F. I. C. A.	373,845.88	REAL PROPERTY VALUATIONS		Cash Dec. 31, 1981	1,748,808.14
Employee Fringe Benefits	149,200.00	Code Class # of Parcels % VAL'N	ASSESSED VALUATION	Taxes Receivable	1,331,179.31
Other Statutory Expenditures	16,000.00	1 Vacant Land 1274 3.66	14,826,450.00	Tax Title Liens	81,885.78
CETA And Other Public Employment Programs		2 Residential 4943 43.41	175,855,250.00	Foreclosed Property	12,110.00
MUNICIPAL FUNCTIONS		3 Farm 174 1.11	4,483,200.00	Emergencies & Other Deferred Charges	134,625.99
CAPITAL IMPROVEMENTS	*MEMU*	4a Commercial 256 43.17	174,887,600.00	State and Federal Aid Receivable	82,224.53
DEBT SERVICE		4b Industrial 40 5.33	21,612,100.00	Other Receivables	105,978.44
Principal Payments	258,000.00	4c Apartments 13 3.32	13,457,700.00	Total	3,496,812.19
Interest Payments	395,243.00	Total 6700	405,122,300.00	LIABILITIES, RESERVES, AND SURPLUS	
DEFERRED CHARGES		Land Area 21.87 Sq. Miles		Cash Liabilities	797,472.02
SCHOOL, COUNTY, SPECIAL DISTRICT TAXES	247,798.82	Net Valuation Taxable-Municipal	408,617,500	Reserves for Receivables	1,531,153.53
RESERVE FOR UNCOLLECTED TAXES	641,855.00	Net Valuation Taxable-County	655,976,019	Surplus Dec. 31, 1981	1,168,186.64
EXPENDITURES TOTAL	22,032,176.54	State Equalized Valuation	685,304,392	Total	3,496,812.19
		State Equalization Ratio	59.42		

1018

Population 1980 820
 Population 1981 811
 S & P Rating
 Moody Rating

General Tax Rate Per \$100. 4.03
 State Equalized Tax Rate 2.65

LEBANON BOROUGH - HUNTERDON CO.

Form of Government:

Borough Council

Number of Members on Governing Body - 6

PER CAPITA:

Gross Debt 2,031.75
 Net Debt 88.09
 Debt Service 15.25
 Total Tax Levy 737.74
 Municipal Expenditures 209.61

PER CENT:

Gross Debt 8.23
 Net Debt .36
 Tax Levy Collected 93.20
 Tax Levy Cancelled, Abated or Adjusted

EXPENDITURES		REVENUES-REALIZED		1981 PROPERTY TAX	
GENERAL GOVERNMENT				STATE EQUALIZED TAX RATE	
Governing Body & Public Boards		1981 Property Taxes Collected	556,766.44	Local District School Taxes 1.18	264,866.00
Municipal Clerk		1981 Payments in Lieu of Taxes		Regional & Consolidated School Tax .80	179,734.68
Financial Administration	2,750.00	Delinquent Tax & Lien Collections	26,355.80	School Taxes in Municipal Budget	
Assessment of Taxes	2,633.20	Business Personalty Replacement Taxes	11,312.72	County Taxes .43	56,646.15
Collection of Taxes	2,910.00	Taxes from Public Utilities	41,532.00	County Library Taxes .03	6,158.59
Planning, Housing & Development	2,168.94	Other Miscellaneous Tax Revenues		Local Municipal Purpose Taxes .21	46,980.76
Human Resources		State Aid Revenues	6,100.98	Veteran & Senior Citizen Taxes	6,550.00
Elections		Federal Aid Revenues		Total Taxes for Rate Computation 2.65	601,376.18
General Administration (other)	30,158.81	State and Local Fiscal Assistance Act Utilized	3,886.00	Special District Taxes	
JUDICIARY		Sale of Acquired Property		Bank Corp. Taxes	1,745.87
Municipal Courts	6,000.00	Other Miscellaneous Revenues	41,940.15	Added and Omitted Taxes	2,132.88
PUBLIC SAFETY		Total	687,938.09	Total Taxes Levied - ABSTRACT	558,304.93
Fire Protection	9,300.00	Prior Years Surplus Appropriated	26,000.00	Total Taxes Billed	557,405.16
Police Protection	23,450.00	REVENUES TOTAL	713,938.09	1981 TAXES COLLECTED	556,766.44
Civil Defense & Disaster Control		Reserve For Uncollected Taxes	34,508.81	1981 Taxes Cancelled, Abated or Adjusted	
Environmental Inspection & Control		CAPITAL OUTLAY TOTAL	63,255.61	Transfer to Tax Title Liens or Foreclosed	
Other Public Safety				Balance Outstanding Dec. 31, 1981	40,638.72
PUBLIC WORKS				PRIOR YEARS TAXES OUTSTANDING	
Streets and Drainage	8,840.00	Public Enterprises		Balance January 1, 1981	26,399.60
Sewers and Sewage Processing	5,000.00	Recreation—Culture		Collected in 1981	26,399.60
Garbage and Trash Disposal	15,600.00	Public Works	63,255.61	Cancelled, Abated or Adjusted 1981	
Public Buildings and Grounds	2,331.00	Buildings and Grounds		Transfers to Tax Title Liens or Foreclosed	
Other Public Works	2,755.00	Library and Education		Balance December 31, 1981	
HEALTH and WELFARE		Conservation		TAX TITLE LIENS OUTSTANDING	
Health Services Except Environmental	50.00	All Other		Balance January 1, 1981	
Welfare-Public Assistance	625.00			Transfer From Taxes	
Hospitals, Clinics, First Aid		CAPITAL DEBT AUTHORIZED, DECEMBER 31, 1981		Redeemed in 1981	
Animal, Insect, & Rodent Control		ISSUED AND UNISSUED GROSS DEBT		Cancelled, Abated or Adjusted (1981)	
Other Welfare Services		School 158,746		Transfers to Foreclosed Property	
RECREATION and CONSERVATION		Self-liquidating 1,489,000	71,443	Balance December 31, 1981	
Beaches and Boardwalks		Other 1,647,746	71,443	PROPERTY ACQUIRED BY DEED OR	
Parks, Playgrounds, Shade Trees		Total		FORECLOSURE	
Land Reclamation & Conservation	50.00			Balance January 1, 1981	
Other Recreational Services	5,260.00	ISSUED AND OUTSTANDING		Transfers From Taxes or Liens	
EDUCATION (excluding schools)		School 158,662.61		Sale for Cash (1981)	
Libraries		Self-Liquidating 79,000.00		Cancelled, Abated or Adjusted (1981)	
Other Educational Services		Other 237,662.61		Balance December 31, 1981	
STATUTORY EXPENDITURES		Total		CURRENT FINANCES DECEMBER 31, 1981	
Pensions & F. I. C. A.	2,950.00	EQUALIZED VALUATION BASIS		ASSETS	
Employee Fringe Benefits		FOR NET DEBT COMPUTATION	20,016,516	Cash Dec. 31, 1981	210,600.00
Other Statutory Expenditures	300.00	REAL PROPERTY VALUATIONS		Taxes Receivable	40,638.72
CETA And Other Public Employment Programs		Code Class # of Parcels % VAL'N		Tax Title Liens	
MUNICIPAL FUNCTIONS TOTAL	123,131.95	1 Vacant Land 21 2.11	299,650.00	Foreclosed Property	
CAPITAL IMPROVEMENTS *MEMO*	9,386.00	2 Residential 211 65.35	9,302,100.00	Emergencies & Other Deferred Charges	
DEBT SERVICE		3 Farm 23 2.60	370,155.00	State and Federal Aid Receivable	
Principal Payments	10,000.00	4a Commercial 45 21.51	3,061,455.00	Other Receivables	588.31
Interest Payments	2,352.82	4b Industrial 4 8.43	1,200,145.00	Total	251,827.03
DEFERRED CHARGES		4c Apartments		LIABILITIES, RESERVES, AND SURPLUS	
SCHOOL, COUNTY, SPECIAL DISTRICT TAXES	547,445.42	Total 304	14,233,549.00	Cash Liabilities	159,663.17
RESERVE FOR UNCOLLECTED TAXES	34,508.81	Land Area 1.23 Sq. Miles		Reserves for Receivables	41,227.03
EXPENDITURES TOTAL	717,439.00	Net Valuation Taxable-Municipal	14,771,024	Surplus Dec. 31, 1981	50,936.83
		Net Valuation Taxable-County	21,773,540	Total	251,827.03
		State Equalized Valuation	22,221,644		
		State Equalization Ratio	65.64		

Population 1980 5,459
 Population 1981 5,442
 S & P Rating
 Moody Rating

General Tax Rate Per \$100. 1.43
 State Equalized Tax Rate 1.52

LEBANON TOWNSHIP - HUNTERDON CO.

Form of Government:

Township Committee

Number of Members on Governing Body - 3

PER CAPITA

Gross Debt 234.91
 Net Debt 25.17
 Debt Service
 Total Tax Levy 416.29
 Municipal Expenditures 382.85

PER CENT:

Gross Debt .96
 Net Debt .10
 Tax Levy Collected 90.57
 Tax Levy Cancelled, Abated or Adjusted .15

EXPENDITURES		REVENUES-REALIZED		1981 PROPERTY TAX	
GENERAL GOVERNMENT				STATE EQUALIZED TAX RATE \rightarrow	
Governing Body & Public Boards		1981 Property Taxes Collected	2,054,556.15	Local District School Taxes .34	459,391.00
Municipal Clerk		1981 Payments in Lieu of Taxes		Regional & Consolidated School Tax .74	1,089,965.58
Financial Administration	17,600.00	Delinquent Tax & Lien Collections	164,461.60	School Taxes in Municipal Budget	
Assessment of Taxes	20,300.00	Business Personalty Replacement Taxes	48,262.84	County Taxes .42	618,904.61
Collection of Taxes	29,000.00	Taxes from Public Utilities	1,923,154.00	County Library Taxes .03	39,709.15
Planning, Housing & Development	30,750.00	Other Miscellaneous Tax Revenues		Local Municipal Purpose Taxes	
Human Resources	2,200.00	State Aid Revenues	31,549.83	Veteran & Senior Citizen Taxes	41,500.00
Elections	1,000.00	Federal Aid Revenues	79,200.00	Total Taxes for Rate Computation 1.53	2,269,470.34
General Administration (other)	176,000.00	State and Local Fiscal Assistance Act Utilized		Special District Taxes	
JUDICIARY		Sale of Acquired Property	376,658.35	Bank Corp. Taxes	573.89
Municipal Courts	5,900.00	Other Miscellaneous Revenues	4,677,882.77	Added and Omitted Taxes	16,931.82
PUBLIC SAFETY		Total	1,173,000.00	Total Taxes Levied - ABSTRACT	2,265,476.05
Fire Protection	30,180.00	Prior Years Surplus Appropriated	5,850,882.77	Total Taxes Billed	2,268,450.50
Police Protection	253,550.00	REVENUES TOTAL	229,515.00	1981 TAXES COLLECTED	2,054,556.15
Civil Defense & Disaster Control	500.00	CAPITAL OUTLAY TOTAL	112,007.78	1981 Taxes Cancelled, Abated or Adjusted	3,410.50
Environmental Inspection & Control	16,500.00			Transfer to Tax Title Liens or Foreclosed	14,088.97
Other Public Safety				Balance Outstanding Dec. 31, 1981	196,393.42
PUBLIC WORKS				PRIOR YEARS TAXES OUTSTANDING	
Streets and Drainage	75,500.00	Public Enterprises		Balance January 1, 1981	177,693.63
Sewers and Sewage Processing	1,000.00	Recreation—Culture		Collected in 1981	163,352.72
Garbage and Trash Disposal	10,000.00	Public Works	112,007.78	Cancelled, Abated or Adjusted 1981	924.79
Public Buildings and Grounds	29,600.00	Buildings and Grounds		Transfers to Tax Title Liens or Foreclosed	7,463.26
Other Public Works	82,000.00	Library and Education		Balance December 31, 1981	5,952.86
HEALTH and WELFARE		Conservation		TAX TITLE LIENS OUTSTANDING	
Health Services Except Environmental	12,110.00	All Other		Balance January 1, 1981	38,097.92
Welfare-Public Assistance	5,800.00	CAPITAL DEBT AUTHORIZED, DECEMBER 31, 1981		Transfer From Taxes	22,867.78
Hospitals, Clinics, First Aid		ISSUED AND UNISSUED		Redeemed in 1981	1,108.80
Animal, Insect, & Rodent Control	4,500.00	School	1,141,376	Cancelled, Abated or Adjusted (1981)	64.61
Other Welfare Services		Self-liquidating		Transfers to Foreclosed Property	
RECREATION and CONSERVATION		Other	137,000	Balance December 31, 1981	59,792.21
Beaches and Boardwalks		Total	1,278,376	PROPERTY ACQUIRED BY DEED OR FORECLOSURE	
Parks, Playgrounds, Shade Trees				Balance January 1, 1981	38,000.00
Land Reclamation & Conservation	5,450.00			Transfers From Taxes or Liens	
Other Recreational Services	48,625.00			Sale for Cash (1981)	
EDUCATION (excluding schools)				Cancelled, Abated or Adjusted (1981)	
Libraries	11,500.00			Balance December 31, 1981	38,000.00
Other Educational Services	881,400.00			CURRENT FINANCES DECEMBER 31, 1981	
STATUTORY EXPENDITURES				ASSETS	
Pensions & F. I. C. A.	65,000.00			Cash Dec. 31, 1981	2,897,256.94
Employee Fringe Benefits	30,000.00			Taxes Receivable	202,346.28
Other Statutory Expenditures	4,000.00			Tax Title Liens	59,792.21
NETA And Other Public Employment Programs				Foreclosed Property	38,000.00
MUNICIPAL FUNCTIONS TOTAL	1,853,965.00			Emergencies & Other Deferred Charges	
CAPITAL IMPROVEMENTS *MEMO*	250,000.00			State and Federal Aid Receivable	4,211.50
DEBT SERVICE				Other Receivables	573.31
Principal Payments				Total	3,202,180.24
Interest Payments				LIABILITIES, RESERVES, AND SURPLUS	
DEFERRED CHARGES				Cash Liabilities	924,826.30
SCHOOL, COUNTY, SPECIAL DISTRICT TAXES	2,247,970.34			Reserves for Receivables	300,711.80
RESERVE FOR UNCOLLECTED TAXES	229,515.00			Surplus Dec. 31, 1981	1,976,642.14
EXPENDITURES TOTAL	4,331,450.34			Total	3,202,180.24

0229

Population 1980 **8,027**
 Population 1981 **8,006**
 S & P Rating
 Maady Rating **A**

General Tax Rate Per. \$100.

4.00

State Equalized Tax Rate

2.83

LEONIA BOROUGH - BERGEN COUNTY**Form of Government:****Borough Council****Number of Members on Governing Body - 6**

PER CAPITA:

Gross Debt **606.81**
 Net Debt **143.15**
 Debt Service **24.22**
 Total Tax Levy **733.57**
 Municipal Expenditures **353.67**

PER CENT:

Gross Debt **2.64**
 Net Debt **.62**
 Tax Levy Collected **98.00**
 Tax Levy Cancelled, Abated
 or Adjusted **.18**

EXPENDITURES		REVENUES-REALIZED		1981 PROPERTY TAX	
GENERAL GOVERNMENT				STATE EQUALIZED TAX RATE \rightarrow	
Governing Body & Public Boards		1981 Property Taxes Collected	5,745,145.82	Local District School Taxes	1.83
Municipal Clerk		1981 Payments in Lieu of Taxes	37,536.00	Regional & Consolidated School Tax	
Financial Administration	10,300.00	Delinquent Tax & Lien Collections	108,500.54	School Taxes in Municipal Budget	
Assessment of Taxes	11,775.00	Business Personalty Replacement Taxes	50,899.40	County Taxes	.32
Collection of Taxes	73,794.00	Taxes from Public Utilities	742,357.00	County Library Taxes	
Planning, Housing & Development	6,155.00	Other Miscellaneous Tax Revenues		Local Municipal Purpose Taxes	.68
Human Resources		State Aid Revenues	73,421.29	Veteran & Senior Citizen Taxes	
Elections	1,106.00	Federal Aid Revenues	100.00	Total Taxes for Rate Computation	2.83
General Administration (other)	323,394.26	State and Local Fiscal Assistance Act Utilized	67,667.48	Special District Taxes	
JUDICIARY		Sale of Acquired Property		Bank Corp. Taxes	11,323.85
Municipal Courts	32,751.00	Other Miscellaneous Revenues	258,418.88	Added and Omitted Taxes	7,400.60
PUBLIC SAFETY		Total	7,084,046.41	Total Taxes Levied - ABSTRACT	5,872,981.99
Fire Protection	73,064.00	Prior Years Surplus Appropriated	238,529.11	Total Taxes Billed	5,862,510.08
Police Protection	578,611.48	REVENUES TOTAL	7,322,575.52	1981 TAXES COLLECTED	5,745,145.82
Civil Defense & Disaster Control		Reserve For Uncollected Taxes	146,652.72	1981 Taxes Cancelled, Abated or Adjusted	10,716.00
Environmental Inspection & Control	40,369.00	CAPITAL OUTLAY TOTAL	566,559.41	Transfer to Tax Title Liens or Foreclosed	12,320.00
Other Public Safety		Public Enterprises	350,965.95	Balance Outstanding Dec. 31, 1981	94,328.26
PUBLIC WORKS		Recreation—Culture	1,298.55	PRIOR YEARS TAXES OUTSTANDING	
Streets and Drainage	124,595.15	Public Works	190,817.46	Balance January 1, 1981	105,317.15
Sewers and Sewage Processing	162,187.00	Buildings and Grounds	23,517.45	Collected in 1981	94,861.48
Garbage and Trash Disposal	210,583.00	Library and Education		Cancelled, Abated or Adjusted 1981	
Public Buildings and Grounds	170,993.00	Conservation		Transfers to Tax Title Liens or Foreclosed	1,452.04
Other Public Works	52,156.00	All Other		Balance December 31, 1981	9,003.63
HEALTH and WELFARE		CAPITAL DEBT AUTHORIZED, DECEMBER 31, 1981		TAX TITLE LIENS OUTSTANDING	
Health Services Except Environmental	29,239.36	ISSUED AND UNISSUED GROSS DEBT		Balance January 1, 1981	97,898.92
Welfare-Public Assistance	5,952.00	School	3,332,000	Transfer From Taxes	13,959.40
Hospitals, Clinics, First Aid		Self-liquidating	380,000	Redeemed in 1981	13,639.06
Animal, Insect, & Rodent Control		Other	1,146,082	Cancelled, Abated or Adjusted (1981)	
Other Welfare Services		Total	4,858,082	Transfers to Foreclosed Property	
RECREATION and CONSERVATION		ISSUED AND OUTSTANDING		Balance December 31, 1981	98,219.26
Beaches and Boardwalks		School	3,332,000.00	PROPERTY ACQUIRED BY DEED OR	
Parks, Playgrounds, Shade Trees	25,426.00	Self-liquidating	380,000.00	FORECLOSURE	
Land Reclamation & Conservation	4,470.00	Other	923,882.37	Balance January 1, 1981	66,740.00
Other Recreational Services	64,398.00	Total	4,635,882.37	Transfers From Taxes or Liens	
EDUCATION (excluding schools)		EQUALIZED VALUATION BASIS		Sale for Cash (1981)	
Libraries	143,448.00	FOR NET DEBT COMPUTATION	184,197,149	Cancelled, Abated or Adjusted (1981)	
Other Educational Services		REAL PROPERTY VALUATIONS		Balance December 31, 1981	66,740.00
STATUTORY EXPENDITURES		Code Class # of Parcels % VAL'N	ASSESSED VALUATION	CURRENT FINANCES DECEMBER 31, 1981	
Pensions & F. I. C. A.	226,765.41	1 Vacant Land 94 2.10	3,049,000.00	ASSETS	
Employee Fringe Benefits	67,200.00	2 Residential 1993 82.64	120,183,200.00	Cash Dec. 31, 1981	590,766.58
Other Statutory Expenditures	5,000.00	3 Farm		Taxes Receivable	103,331.89
CETA And Other Public Employment Programs	429.32	4a Commercial 61 4.43	6,441,700.00	Tax Title Liens	98,219.26
MUNICIPAL FUNCTIONS TOTAL	2,444,181.98	4b Industrial 5 2.32	3,373,300.00	Foreclosed Property	66,740.00
CAPITAL IMPROVEMENTS *MEMO*	10,550.00	4c Apartments 40 8.51	12,380,200.00	Emergencies & Other Deferred Charges	29,240.00
DEBT SERVICE		Total 2193	145,427,400.00	State and Federal Aid Receivable	
Principal Payments	134,380.00	Land Area 1.50 Sq. Miles		Other Receivables	1,308.68
Interest Payments	59,540.20	Net Valuation Taxable-Municipal	146,377,737	Total	889,606.41
DEFERRED CHARGES	46,690.00	Net Valuation Taxable-County	184,291,784	LIABILITIES, RESERVES, AND SURPLUS	
SCHOOL, COUNTY, SPECIAL DISTRICT TAXES	4,449,398.89	State Equalized Valuation	206,705,770	Cash Liabilities	237,084.90
RESERVE FOR UNCOLLECTED TAXES	146,692.72	State Equalization Ratio	70.68	Reserves for Receivables	269,599.83
EXPENDITURES TOTAL	7,280,883.79			Surplus Dec. 31, 1981	382,921.68
				Total	889,606.41

Population 1980 **1,730**
 Population 1981 **1,746**
 S & P Rating
 Moody Rating

General Tax Rate Per \$100. **2.98**
 State Equalized Tax Rate **2.15**

LIBERTY TOWNSHIP - WARREN COUNTY
Form of Government:
Township Committee
Number of Members on Governing Body - 3

PER CAPITA:
 Gross Debt **343.64**
 Net Debt
 Debt Service
 Total Tax Levy **522.06**
 Municipal Expenditures **191.51**

PER CENT:
 Gross Debt **1.57**
 Net Debt
 Tax Levy Collected **90.39**
 Tax Levy Cancelled, Abated or Adjusted **.20**

EXPENDITURES		REVENUES-REALIZED		1981 PROPERTY TAX	
GENERAL GOVERNMENT				STATE EQUALIZED TAX RATE 1.37	
Governing Body & Public Boards	5,125.00	1981 Property Taxes Collected	825,404.27	Local District School Taxes	576,685.00
Municipal Clerk	7,200.00	1981 Payments in Lieu of Taxes		Regional & Consolidated School Tax	
Financial Administration	7,100.00	Delinquent Tax & Lien Collections	82,536.62	School Taxes in Municipal Budget	
Assessment of Taxes	7,925.00	Business Personalty Replacement Taxes	12,508.96	County Taxes	216,861.47 *
Collection of Taxes	3,900.00	Taxes from Public Utilities	67,645.00	County Library Taxes	11,468.61
Planning, Housing & Development		Other Miscellaneous Tax Revenues		Local Municipal Purpose Taxes	100,474.19
Human Resources		State Aid Revenues	8,656.43	Veteran & Senior Citizen Taxes	18,650.00
Elections		Federal Aid Revenues	10,805.00	Total Taxes for Rate Computation	924,139.27
General Administration (other)	32,000.00	State and Local Fiscal Assistance Act Utilized		Special District Taxes	
JUDICIARY		Sale of Acquired Property	79,703.21	Bank Corp. Taxes	
Municipal Courts		Other Miscellaneous Revenues	50,000.00	Added and Omitted Taxes	6,027.93
PUBLIC SAFETY		Total	1,087,259.49	Total Taxes Levied - ABSTRACT	911,517.20
Fire Protection	5,000.00	Prior Years Surplus Appropriated	50,000.00	Total Taxes Billed	913,119.07
Police Protection	3,500.00	REVENUES TOTAL	1,137,259.49	1981 TAXES COLLECTED	825,404.27
Civil Defense & Disaster Control	300.00	Reserve For Uncollected Taxes	99,780.58	1981 Taxes Cancelled, Abated or Adjusted	1,820.42
Environmental Inspection & Control	6,400.00			Transfer to Tax Title Liens or Foreclosed	14,398.07
Other Public Safety				Balance Outstanding Dec. 31, 1981	71,496.31
PUBLIC WORKS		CAPITAL OUTLAY	TOTAL	PRIOR YEARS TAXES OUTSTANDING	
Streets and Drainage	114,604.00	Public Enterprises		Balance January 1, 1981	86,466.57
Sewers and Sewage Processing		Recreation—Culture		Collected in 1981	67,219.37
Garbage and Trash Disposal	2,300.00	Public Works		Cancelled, Abated or Adjusted 1981	
Public Buildings and Grounds	20,000.00	Buildings and Grounds		Transfers to Tax Title Liens or Foreclosed	3,455.50
Other Public Works		Library and Education		Balance December 31, 1981	15,791.70
HEALTH and WELFARE		Conservation		TAX TITLE LIENS OUTSTANDING	
Health Services Except Environmental	100.00	All Other		Balance January 1, 1981	47,093.74
Welfare-Public Assistance	100.00			Transfer From Taxes	18,741.27
Hospitals, Clinics, First Aid				Redeemed in 1981	15,317.25
Animal, Insect, & Rodent Control	200.00			Cancelled, Abated or Adjusted (1981)	
Other Welfare Services				Transfers to Foreclosed Property	
RECREATION and CONSERVATION		CAPITAL DEBT AUTHORIZED, DECEMBER 31, 1981		Balance December 31, 1981	50,517.76
Beaches and Boardwalks		ISSUED AND UNISSUED	GROSS DEBT	PROPERTY ACQUIRED BY DEED OR FORECLOSURE	
Parks, Playgrounds, Shade Trees		School	600,000	Balance January 1, 1981	5,110.00
Land Reclamation & Conservation		Self-liquidating		Transfers From Taxes or Liens	
Other Recreational Services	2,000.00	Other		Sale for Cash (1981)	
EDUCATION (excluding schools)		Total	600,000	Cancelled, Abated or Adjusted (1981)	
Libraries				Balance December 31, 1981	5,110.00
Other Educational Services		ISSUED AND OUTSTANDING		CURRENT FINANCES DECEMBER 31, 1981	
STATUTORY EXPENDITURES		School	600,000.00	ASSETS	
Pensions & F. I. C. A.	11,700.00	Self-liquidating		Cash Dec. 31, 1981	436,183.99
Employee Fringe Benefits	2,250.00	Other		Taxes Receivable	87,288.01
Other Statutory Expenditures	1,300.00	Total	600,000.00	Tax Title Liens	50,517.76
CETA And Other Public Employment Programs		EQUALIZED VALUATION BASIS		Foreclosed Property	5,110.00
MUNICIPAL FUNCTIONS		FOR NET DEBT COMPUTATION	38,252,444	Emergencies & Other Deferred Charges	538.24
CAPITAL IMPROVEMENTS	*MEMU*	REAL PROPERTY VALUATIONS		State and Federal Aid Receivable	1,266.58
DEBT SERVICE		Code Class # of Parcels % VAL'N	ASSESSED VALUATION	Other Receivables	4,097.68
Principal Payments		1 Vacant Land 339 9.32	2,817,459.00	Total	585,002.26
Interest Payments	1,600.00	2 Residential 649 74.83	22,621,647.00	LIABILITIES, RESERVES, AND SURPLUS	
DEFERRED CHARGES		3 Farm 217 11.67	3,528,742.00	Cash Liabilities	323,146.34
SCHOOL, COUNTY, SPECIAL DISTRICT TAXES	805,015.08	4a Commercial 26 4.18	1,264,500.00	Reserves for Receivables	147,013.45
RESERVE FOR UNCOLLECTED TAXES	99,780.58	4b Industrial		Surplus Dec. 31, 1981	114,842.47
EXPENDITURES	TOTAL	4c Apartments		Total	585,002.26
	1,139,399.66	Total	1231		
		Land Area 12.25 Sq. Miles			
		Net Valuation Taxable-Municipal	30,424,199		
		Net Valuation Taxable-County	40,225,550		
		State Equalized Valuation	42,065,077		
		State Equalization Ratio	72.20		

Population 1980 8,806
Population 1981 8,779
S & P Rating
Moody Rating

General Tax Rate Per \$100.

5.41

State Equalized Tax Rate

3.06

LINCOLN PARK BOROUGH - MORRIS CO.**Form of Government:****Mayor-Council Plan F (OMCL 50)****Number of Members on Governing Body - 7****PER CAPITA:**

Gross Debt 564.59
Net Debt 371.68
Debt Service 48.49
Total Tax Levy 647.71
Municipal Expenditures 384.60

PER CENT:

Gross Debt 2.95
Net Debt 1.94
Tax Levy Collected 94.66
Tax Levy Cancelled, Abated or Adjusted 2.34

EXPENDITURES		REVENUES-REALIZED		1981 PROPERTY TAX	
GENERAL GOVERNMENT				STATE EQUALIZED TAX RATE	
Governing Body & Public Boards		1981 Property Taxes Collected	5,486,449.00	Local District School Taxes	1.67
Municipal Clerk		1981 Payments in Lieu of Taxes		Regional & Consolidated School Tax	
Financial Administration	40,865.00	Delinquent Tax & Lien Collections	186,560.93	School Taxes in Municipal Budget	
Assessment of Taxes	16,574.00	Business Personalty Replacement Taxes	87,067.86	County Taxes	.36
Collection of Taxes	27,207.00	Taxes from Public Utilities	356,806.00	County Library Taxes	
Planning, Housing & Development	47,647.00	Other Miscellaneous Tax Revenues		Local Municipal Purpose Taxes	1.02
Human Resources		State Aid Revenues	76,655.46	Veteran & Senior Citizen Taxes	
Elections		Federal Aid Revenues	11,364.05	Total Taxes for Rate Computation	3.05
General Administration (other)	237,834.00	State and Local Fiscal Assistance Act Utilized	144,109.07	Special District Taxes	
JUDICIARY		Sale of Acquired Property		Bank Corp. Taxes	4,184.65
Municipal Courts	14,353.00	Other Miscellaneous Revenues	475,288.99	Added and Omitted Taxes	59,073.39
PUBLIC SAFETY		Total	6,824,361.36	Total Taxes Levied - ABSTRACT	5,686,231.04
Fire Protection	58,483.41	Prior Years Surplus Appropriated	655,100.00	Total Taxes Billed	5,796,219.55
Police Protection	485,109.00	REVENUES TOTAL	7,519,461.36	1981 TAXES COLLECTED	5,486,449.00
Civil Defense & Disaster Control	2,975.00	Reserve For Uncollected Taxes	443,051.26	1981 Taxes Cancelled, Abated or Adjusted	135,651.02
Environmental Inspection & Control	22,373.00	CAPITAL OUTLAY TOTAL	292,113.77	Transfer to Tax Title Liens or Foreclosed	51,616.57
Other Public Safety				Balance Outstanding Dec. 31, 1981	122,302.96
PUBLIC WORKS				PRIOR YEARS TAXES OUTSTANDING	
Streets and Drainage	269,051.60	Public Enterprises	11,984.25	Balance January 1, 1981	112,808.39
Sewers and Sewage Processing	528,794.00	Recreation—Culture		Collected in 1981	104,377.69
Garbage and Trash Disposal	172,109.07	Public Works	280,129.52	Cancelled, Abated or Adjusted 1981	1,963.52
Public Buildings and Grounds	89,085.00	Buildings and Grounds		Transfers to Tax Title Liens or Foreclosed	5,089.46
Other Public Works	35,000.00	Library and Education		Balance December 31, 1981	1,377.72
HEALTH and WELFARE		Conservation		TAX TITLE LIENS OUTSTANDING	
Health Services Except Environmental	68,247.00	All Other		Balance January 1, 1981	249,820.79
Welfare-Public Assistance	13,165.00	CAPITAL DEBT AUTHORIZED, DECEMBER 31, 1981		Transfer From Taxes	57,913.14
Hospitals, Clinics, First Aid		ISSUED AND UNISSUED		Redeemed in 1981	82,183.24
Animal, Insect, & Rodent Control	2,000.00	School	737,000	Cancelled, Abated or Adjusted (1981)	
Other Welfare Services		Self-liquidating	956,500	Transfers to Foreclosed Property	
RECREATION and CONSERVATION		Other	3,263,000	Balance December 31, 1981	225,550.69
Beaches and Boardwalks		Total	4,956,500	PROPERTY ACQUIRED BY DEED OR FORECLOSURE	
Parks, Playgrounds, Shade Trees	45,491.00	ISSUED AND OUTSTANDING		Balance January 1, 1981	476,540.00
Land Reclamation & Conservation		School	346,000.00	Transfers From Taxes or Liens	
Other Recreational Services	36,059.00	Self-Liquidating	715,000.00	Sale for Cash (1981)	
EDUCATION (excluding schools)		Other	559,600.00	Cancelled, Abated or Adjusted (1981)	
Libraries	84,000.00	Total	2,024,600.00	Balance December 31, 1981	476,540.00
Other Educational Services	500.00	EQUALIZED VALUATION BASIS		CURRENT FINANCES DECEMBER 31, 1981	
STATUTORY EXPENDITURES		FOR NET DEBT COMPUTATION	168,290,180	ASSETS	
Pensions & F. I. C. A.	119,600.00	REAL PROPERTY VALUATIONS		Cash Dec. 31, 1981	1,413,365.62
Employee Fringe Benefits	52,685.00	Code Class # of Parcels % VAL'N		Taxes Receivable	123,680.68
Other Statutory Expenditures	8,700.00	1 Vacant Land 493 8.05	8,274,900.00	Tax Title Liens	225,550.69
CETA And Other Public Employment Programs	23,349.00	2 Residential 2072 67.11	69,007,550.00	Foreclosed Property	476,540.00
MUNICIPAL FUNCTIONS		3 Farm 45 .74	757,600.00	Emergencies & Other Deferred Charges	
CAPITAL IMPROVEMENTS *MEMU*	1,000.00	4a Commercial 62 10.37	10,667,100.00	State and Federal Aid Receivable	3,949.52
DEBT SERVICE		4b Industrial 20 6.59	6,780,900.00	Other Receivables	268,514.38
Principal Payments	330,000.00	4c Apartments 3 7.13	7,335,700.00	Total	2,511,000.89
Interest Payments	95,662.71	Total 2695	102,823,750.00	LIABILITIES, RESERVES, AND SURPLUS	
DEFERRED CHARGES		Land Area 6.66 Sq. Miles		Cash Liabilities	402,522.83
SCHOOL, COUNTY, SPECIAL DISTRICT TAXES	3,721,118.00	Net Valuation Taxable-Municipal	103,335,299	Reserves for Receivables	1,094,285.75
RESERVE FOR UNCOLLECTED TAXES	443,091.26	Net Valuation Taxable-County	199,557,543	Surplus Dec. 31, 1981	1,014,792.31
EXPENDITURES TOTAL	7,097,526.05	State Equalized Valuation	162,438,266	Total	2,511,000.89
		State Equalization Ratio	5c.52		

2009

Population 1980 **37,836**
 Population 1981 **37,822**
 S & P Rating **AA**
 Moody Rating **AA**

General Tax Rate Per \$100. **2.12**
 State Equalized Tax Rate **1.59**

LINDEN CITY - UNION COUNTY**Form of Government:****City Charter Act (P.L. 1897 c. 30)****Number of Members on Governing Body - 11****PER CAPITA**

Gross Debt **478.40**
 Net Debt **336.29**
 Debt Service **77.39**
 Total Tax Levy **628.07**
 Municipal Expenditures **676.26**

PER CENT:

Gross Debt **1.31**
 Net Debt **.92**
 Tax Levy Collected **97.93**
 Tax Levy Cancelled, Abated or Adjusted **.29**

EXPENDITURES		REVENUES-REALIZED		1981 PROPERTY TAX	
GENERAL GOVERNMENT				STATE EQUALIZED TAX RATE → .93	
Governing Body & Public Boards	309,000.00	1981 Property Taxes Collected	23,224,165.50	Local District School Taxes	13,840,946.50
Municipal Clerk	146,925.00	1981 Payments in Lieu of Taxes		Regional & Consolidated School Tax	
Financial Administration	238,450.00	Delinquent Tax & Lien Collections	319,538.58	School Taxes in Municipal Budget	812,000.00
Assessment of Taxes	214,950.00	Business Personalty Replacement Taxes	2,739,156.48	County Taxes	7,986,221.30
Collection of Taxes	147,100.00	Taxes from Public Utilities	15,359,658.00	County Library Taxes	
Planning, Housing & Development	48,850.00	Other Miscellaneous Tax Revenues		Local Municipal Purpose Taxes	918,919.52
Human Resources	800.00	State Aid Revenues	305,929.24	Veteran & Senior Citizen Taxes	49,250.00
Elections	8,450.00	Federal Aid Revenues		Total Taxes for Rate Computation	24,057,337.32
General Administration (other)	1,044,200.00	State and Local Fiscal Assistance Act Utilized	779,056.13	Special District Taxes	
JUDICIARY		Sale of Acquired Property	5,500.00	Bank Corp. Taxes	52,864.52
Municipal Courts	118,425.00	Other Miscellaneous Revenues	2,671,252.74	Added and Omitted Taxes	143,800.79
PUBLIC SAFETY		Total	45,404,656.73	Total Taxes Levied - A8STRACT	23,754,753.03
Fire Protection	3,754,978.13	Prior Years Surplus Appropriated	5,135,000.00	Total Taxes Billed	23,714,526.41
Police Protection	3,442,628.00	REVENUES TOTAL	50,539,656.73	1981 TAXES COLLECTED	23,224,165.50
Civil Defense & Disaster Contral	28,850.00	Reserve For Uncollected Taxes	950,000.00	1981 Taxes Cancelled, Abated or Adjusted	68,904.88
Environmental Inspection & Contral	172,750.00	CAPITAL OUTLAY TOTAL	1,767,425.17	Transfer to Tax Title Liens or Foreclosed	13,985.12
Other Public Safety	43,375.00			Balance Outstanding Dec. 31, 1981	407,470.85
PUBLIC WORKS				PRIOR YEARS TAXES OUTSTANDING	
Streets and Drainage	2,748,025.00	Public Enterprises		Balance January 1, 1981	349,800.84
Sewers and Sewage Processing	640,300.00	Recreation—Culture	7,119.62	Collected in 1981	304,735.21
Garbage and Trash Disposal	721,700.00	Public Works	513,133.34	Cancelled, Abated or Adjusted 1981	37,450.89
Public Buildings and Grounds	1,194,975.00	Buildings and Grounds	1,247,172.21	Transfers to Tax Title Liens or Foreclosed	2,660.20
Other Public Works		Library and Education		Balance December 31, 1981	4,954.54
HEALTH and WELFARE		Conservation		TAX TITLE LIENS OUTSTANDING	
Health Services Except Environmental	328,637.00	All Other		Balance January 1, 1981	31,325.57
Welfare-Public Assistance	47,925.00	CAPITAL DEBT AUTHORIZED, DECEMBER 31, 1981		Transfer From Taxes	16,983.59
Hospitals, Clinics, First Aid		ISSUED AND UNISSUED GROSS DEBT NET DEBT		Redeemed in 1981	15,203.37
Animal, Insect, & Rodent Control	17,325.00	School	5,375,000	Cancelled, Abated or Adjusted (1981)	
Other Welfare Services		Self-liquidating		Transfers to Foreclosed Property	
RECREATION and CONSERVATION		Other	12,721,260	Balance December 31, 1981	33,105.79
Beaches and Boardwalks		Total	18,096,260	PROPERTY ACQUIRED BY DEED OR FORECLOSURE	
Parks, Playgrounds, Shade Trees	288,550.00	ISSUED AND OUTSTANDING		Balance January 1, 1981	118,127.50
Land Reclamation & Conservation	525.00	School	5,375,000.00	Transfers From Taxes or Liens	
Other Recreational Services	950,075.00	Self-Liquidating		Sale for Cash (1981)	5,500.00
EDUCATION (excluding schools)		Other	11,247,350.00	Cancelled, Abated or Adjusted (1981)	
Libraries	948,071.00	Total	16,622,350.00	Balance December 31, 1981	112,627.50
Other Educational Services	5,300.00	EQUALIZED VALUATION BASIS FOR NET DEBT COMPUTATION	1,385,205,549	CURRENT FINANCES DECEMBER 31, 1981	
STATUTORY EXPENDITURES		REAL PROPERTY VALUATIONS		ASSETS	
Pensions & F. I. C. A.	2,630,000.00	Code Class # of Parcels % VAL'N	ASSESSED VALUATION	Cash Dec. 31, 1981	15,503,823.34
Employee Fringe Benefits	769,425.00	1 Vacant Land 744 .90	9,970,300.00	Taxes Receivable	412,425.39
Other Statutory Expenditures	90,000.00	2 Residential 9298 31.51	348,121,600.00	Tax Title Liens	33,105.79
CETA And Other Public Employment Programs		3 Farm		Foreclosed Property	112,627.50
MUNICIPAL FUNCTIONS TOTAL	21,700,564.13	4a Commercial 875 11.37	125,607,100.00	Emergencies & Other Deferred Charges	
CAPITAL IMPROVEMENTS *MEMO*	150,000.00	4b Industrial 232 54.16	598,251,800.00	State and Federal Aid Receivable	2,435.10
DEBT SERVICE		4c Apartments 82 2.05	22,671,900.00	Other Receivables	12,339.22
Principal Payments	1,788,700.00	Total 11231	1,104,622,700.00	Total	16,076,756.34
Interest Payments	1,138,230.88	Land Area 10.95 Sq. Miles		LIABILITIES, RESERVES, AND SURPLUS	
TYPE I SCHL DEBT *MEMO	809,753.62	Net Valuation Taxable-Municipal	1,113,901,700	Cash Liabilities	8,071,598.71
DEFERRED CHARGES		Net Valuation Taxable-County	1,593,835,235	Reserves for Receivables	570,497.90
SCHOOL, COUNTY, SPECIAL DISTRICT TAXES	22,639,167.80	State Equalized Valuation	1,487,019,337	Surplus Dec. 31, 1981	7,434,659.73
RESERVE FOR UNCOLLECTED TAXES	950,000.00	State Equalization Ratio	74.79	Total	16,076,756.34
EXPENDITURES TOTAL	48,216,662.81				

* ABOVE DEBT SERVICE INCLUDES TYPE I SCHOOL DEBT

0422

Population 1980 18,196
 Population 1981 18,202
 S & P Rating
 Moody Rating BAA-1

General Tax Rate Per \$100.

3.50

State Equalized Tax Rate

3.01

LINDENWOLD BOROUGH - CAMDEN CO.

Form of Government:

Borough Council

Number of Members on Governing Body - 6

PER CAPITA:

Gross Debt 217.66
 Net Debt 132.82
 Debt Service 12.52
 Total Tax Levy 332.86
 Municipal Expenditures 167.12

PER CENT:

Gross Debt 2.15
 Net Debt 1.31
 Tax Levy Collected 96.99
 Tax Levy Cancelled, Abated or Adjusted

EXPENDITURES		REVENUES-REALIZED		1981 PROPERTY TAX	
GENERAL GOVERNMENT		1981 Property Taxes Collected		STATE EQUALIZED TAX RATE → .62	
Governing Body & Public Boards		1981 Payments in Lieu of Taxes	5,874,107.77	Local District School Taxes	1,245,109.50
Municipal Clerk		Delinquent Tax & Lien Collections	162,883.86	Regional & Consolidated School Tax	1,358,826.35
Financial Administration	47,132.00	Business Personalty Replacement Taxes	25,767.60	School Taxes in Municipal Budget	
Assessment of Taxes	21,496.00	Taxes from Public Utilities	513,784.00	County Taxes	1.09 *
Collection of Taxes	41,051.00	Other Miscellaneous Tax Revenues		County Library Taxes	.02
Planning, Housing & Development	11,576.93	State Aid Revenues	466,362.64	Local Municipal Purpose Taxes	.59
Human Resources	185,195.00	Federal Aid Revenues	13,074.70	Veteran & Senior Citizen Taxes	
Elections	6,750.00	State and Local Fiscal Assistance Act Utilized	115,958.00	Total Taxes for Rate Computation	3.00
General Administration (other)	386,105.16	Sale of Acquired Property	299,173.41	Special District Taxes	
JUDICIARY		Other Miscellaneous Revenues	7,471,111.98	Bank Corp. Taxes	
Municipal Courts	48,789.86	Prior Years Surplus Appropriated	309,000.00	Added and Omitted Taxes	
PUBLIC SAFETY		REVENUES TOTAL	7,780,111.98	Total Taxes Levied - ABSTRACT	2,294.72
Fire Protection	84,121.07	Reserve For Uncollected Taxes	358,555.31	Total Taxes Billed	6,058,661.83
Police Protection	725,386.57	CAPITAL OUTLAY TOTAL	116,196.50	1981 TAXES COLLECTED	5,874,107.77
Civil Defense & Disaster Control	500.00	Public Enterprises		1981 Taxes Cancelled, Abated or Adjusted	
Environmental Inspection & Control	20,520.00	Recreation—Culture		Transfer to Tax Title Liens or Foreclosed	
Other Public Safety		Public Works	114,433.34	Balance Outstanding Dec. 31, 1981	182,259.34
PUBLIC WORKS		Buildings and Grounds	1,763.16	PRIOR YEARS TAXES OUTSTANDING	
Streets and Drainage	337,079.88	Library and Education		Balance January 1, 1981	144,277.11
Sewers and Sewage Processing	169,016.22	Conservation		Collected in 1981	132,599.36
Garbage and Trash Disposal	37,844.00	All Other		Cancelled, Abated or Adjusted 1981	
Public Buildings and Grounds		CAPITAL DEBT AUTHORIZED, DECEMBER 31, 1981		Transfers to Tax Title Liens or Foreclosed	
Other Public Works		ISSUED AND UNISSUED		Balance December 31, 1981	11,677.75
HEALTH and WELFARE		School	1,544,252	TAX TITLE LIENS OUTSTANDING	
Health Services Except Environmental	15,233.00	Self-liquidating	2,417,500	Balance January 1, 1981	63,877.43
Welfare-Public Assistance	11,533.00	Other	2,417,500	Transfer From Taxes	
Hospitals, Clinics, First Aid		Total	3,961,792	Redeemed in 1981	30,284.50
Animal, Insect, & Rodent Control	750.00	ISSUED AND OUTSTANDING		Cancelled, Abated or Adjusted (1981)	
Other Welfare Services		School	1,544,252.95	Transfers to Foreclosed Property	
RECREATION and CONSERVATION		Self-liquidating	2,212,500.00	Balance December 31, 1981	33,592.93
Beaches and Boardwalks		Other	3,756,752.95	PROPERTY ACQUIRED BY DEED OR	
Parks, Playgrounds, Shade Trees		Total		FORECLOSURE	
Land Reclamation & Conservation		EQUALIZED VALUATION BASIS		Balance January 1, 1981	158,315.00
Other Recreational Services	11,000.00	FOR NET DEBT COMPUTATION	163,995,038	Transfers From Taxes or Liens	
EDUCATION (excluding schools)		REAL PROPERTY VALUATIONS		Sale for Cash (1981)	
Libraries	29,338.00	Code Class # of Parcels % VAL'N		Cancelled, Abated or Adjusted (1981)	
Other Educational Services		1 Vacant Land 933 3.34	5,676,600.00	Balance December 31, 1981	158,315.00
STATUTORY EXPENDITURES		2 Residential 3129 56.11	95,317,825.00	CURRENT FINANCES DECEMBER 31, 1981	
Pensions & F. I. C. A.	189,171.88	3 Farm 10 .04	59,650.00	ASSETS	
Employee Fringe Benefits		4a Commercial 120 6.59	11,199,975.00	Cash Dec. 31, 1981	1,216,496.53
Other Statutory Expenditures	16,584.75	4b Industrial 6 .73	1,247,100.00	Taxes Receivable	193,937.09
CETA And Other Public Employment Programs	12,910.08	4c Apartments 36 33.19	56,387,100.00	Tax Title Liens	33,592.93
MUNICIPAL FUNCTIONS TOTAL	2,417,119.04	Total 4234	169,888,250.00	Foreclosed Property	158,315.00
CAPITAL IMPROVEMENTS *MEMO*	26,000.00	Land Area 3.82 Sq. Miles		Emergencies & Other Deferred Charges	75,460.50
DEBT SERVICE		Net Valuation Taxable-Municipal	171,806,255	State and Federal Aid Receivable	
Principal Payments	80,025.00	Net Valuation Taxable-County	182,691,011	Other Receivables	29,869.07
Interest Payments	147,942.52	State Equalized Valuation	199,554,438	Total	1,707,471.12
DEFERRED CHARGES	38,270.04	State Equalization Ratio	85.96	LIABILITIES, RESERVES, AND SURPLUS	
SCHOOL, COUNTY, SPECIAL DISTRICT TAXES	4,838,044.58			Cash Liabilities	843,713.65
RESERVE FOR UNCOLLECTED TAXES	358,595.31			Reserves for Receivables	415,514.09
EXPENDITURES TOTAL	7,879,996.49			Surplus Dec. 31, 1981	446,243.38
				Total	1,707,471.12

*Includes County Health Service Taxes or County Vocational School Taxes. See Table 13.

Gross Debt	2.90
Net Debt	2.26
Tax Levy Collected	95.23
Tax Levy Cancelled, Aboted or Adjusted	.91

*Includes County Health Service Taxes or County Vocational School Taxes. See Table 13.

Population 1980 8,483
 Population 1981 8,806
 S & P Rating
 Moody Rating

General Tax Rate Per \$100. 2.04
 State Equalized Tax Rate 2.12

LITTLE EGG HARBOR TWP. - OCEAN CO.

Form of Government:

Township Committee

Number of Members on Governing Body - 3

PER CAPITA:

Gross Debt 753.38
 Net Debt 35.60
 Debt Service 5.92
 Total Tax Levy 674.55
 Municipal Expenditures 323.19

PER CENT:

Gross Debt 2.91
 Net Debt .14
 Tax Levy Collected 88.81
 Tax Levy Cancelled, Abated or Adjusted

EXPENDITURES		REVENUES-REALIZED		1981 PROPERTY TAX	
GENERAL GOVERNMENT				STATE EQUALIZED TAX RATE ———→	
Governing Body & Public Boards	5,271.50	1981 Property Taxes Collected		Local District School Taxes	.47 1,311,735.05
Municipal Clerk		1981 Payments in Lieu of Taxes		Regional & Consolidated School Tax	.79 2,204,639.20
Financial Administration	35,695.00	Delinquent Tax & Lien Collections		School Taxes in Municipal Budget	
Assessment of Taxes	35,693.00	Business Personalty Replacement Taxes		County Taxes	.40 * 1,107,318.92
Collection of Taxes	45,000.00	Taxes from Public Utilities		County Library Taxes	.02 61,700.19
Planning, Housing & Development	56,542.63	Other Miscellaneous Tax Revenues		Local Municipal Purpose Taxes	.43 1,158,564.00
Human Resources	500.00	State Aid Revenues		Veteran & Senior Citizen Taxes	
Electrans		Federal Aid Revenues		Total Taxes for Rate Computation	2.11 6,052,377.36
General Administration (other)	253,943.99	State and Local Fiscal Assistance Act Utilized		Special District Taxes	
JUDICIARY		Sale of Acquired Property		Bank Corp. Taxes	4,444.73
Municipal Courts	42,744.02	Other Miscellaneous Revenues		Added and Omitted Taxes	51,683.51
PUBLIC SAFETY		Total		Total Taxes Levied - ABSTRACT	5,940,106.00
Fire Protection	71,999.46	Prior Years Surplus Appropriated		Total Taxes Billed	5,935,661.27
Police Protection	611,794.00	REVENUES TOTAL		1981 TAXES COLLECTED	5,271,242.46
Civil Defense & Disaster Control	1,100.00	Reserve For Uncollected Taxes		1981 Taxes Cancelled, Abated or Adjusted	
Environmental Inspection & Control	51,025.00	CAPITAL OUTLAY TOTAL		Transfer to Tax Title Liens or Foreclosed	54,676.29
Other Public Safety				Balance Outstanding Dec. 31, 1981	569,742.52
PUBLIC WORKS				PRIOR YEARS TAXES OUTSTANDING	
Streets and Drainage	252,003.71	Public Enterprises		Balance January 1, 1981	476,078.86
Sewers and Sewage Processing		Recreation—Culture		Collected in 1981	437,346.66
Garbage and Trash Disposal	267,500.00	Public Works		Cancelled, Abated or Adjusted 1981	
Public Buildings and Grounds	44,077.42	Buildings and Grounds		Transfers to Tax Title Liens or Foreclosed	
Other Public Works	13,941.18	Library and Education		Balance December 31, 1981	38,732.20
HEALTH and WELFARE		Conservation		TAX TITLE LIENS OUTSTANDING	
Health Services Except Environmental	8,689.77	All Other		Balance January 1, 1981	142,141.36
Welfare-Public Assistance	25,535.46	CAPITAL DEBT AUTHORIZED, DECEMBER 31, 1981		Transfer From Taxes	106,314.12
Hospitals, Clinics, First Aid	1,000.00	ISSUED AND UNISSUED		Redeemed in 1981	46,457.29
Animal, Insect, & Rodent Control	31,500.00	GROSS DEBT		Cancelled, Abated or Adjusted (1981)	
Other Welfare Services		NET DEBT		Transfers to Foreclosed Property	
RECREATION and CONSERVATION				Balance December 31, 1981	201,998.19
Beaches and Boardwalks				PROPERTY ACQUIRED BY DEED OR	
Parks, Playgrounds, Shade Trees	500.00			FORECLOSURE	
Land Reclamation & Conservation	22,900.00			Balance January 1, 1981	565,500.00
Other Recreational Services				Transfers From Taxes or Liens	
EDUCATION (excluding schools)				Sale for Cash (1981)	39,500.00
Libraries	500.00			Cancelled, Abated or Adjusted (1981)	
Other Educational Services				Balance December 31, 1981	525,600.00
STATUTORY EXPENDITURES				CURRENT FINANCES DECEMBER 31, 1981	
Pensions & F. I. C. A.	127,096.08			ASSETS	
Employee Fringe Benefits				Cash Dec. 31, 1981	1,140,665.23
Other Statutory Expenditures	12,000.00			Taxes Receivable	608,474.72
CETA And Other Public Employment Programs				Tax Title Liens	201,998.19
MUNICIPAL FUNCTIONS TOTAL	2,063,152.22			Foreclosed Property	525,600.00
CAPITAL IMPROVEMENTS *MEMO*				Emergencies & Other Deferred Charges	107,728.22
DEBT SERVICE				State and Federal Aid Receivable	
Principal Payments	40,000.00			Other Receivables	42,365.08
Interest Payments	12,100.19			Total	2,627,031.44
DEFERRED CHARGES				LIABILITIES, RESERVES, AND SURPLUS	
SCHOOL, COUNTY, SPECIAL DISTRICT TAXES	77,421.73			Cash Liabilities	754,323.92
RESERVE FOR UNCOLLECTED TAXES	4,685,353.36			Reserves for Receivables	1,378,437.59
EXPENDITURES TOTAL	7,531,380.50			Surplus Dec. 31, 1981	454,269.53
				Total	2,627,031.44

1985

Population 1980 11,496
 Population 1981 11,512
 S & P Rating
 Moody Rating A

General Tax Rate Per \$100.

4.75

State Equalized Tax Rate

1.91

LITTLE FALLS TOWNSHIP - PASSAIC CO.

Form of Government:

Township Committee

Number of Members on Governing Body - 5

PER CAPITA:

Gross Debt 239.02
 Net Debt 163.07
 Debt Service 15.58
 Total Tax Levy 534.86
 Municipal Expenditures 224.93

PER CENT.

Gross Debt .59
 Net Debt .68
 Tax Levy Collected 50.56
 Tax Levy Cancelled, Abated
 or Adjusted .21

EXPENDITURES		REVENUES-REALIZED		1981 PROPERTY TAX	
GENERAL GOVERNMENT				STATE EQUALIZED TAX RATE →	
Governing Body & Public Boards		1981 Property Taxes Collected	5,937,675.69	Local District School Taxes .62	1,990,458.00
Municipal Clerk		1981 Payments in Lieu of Taxes		Regional & Consolidated School Tax .48	1,531,191.63
Financial Administration	42,034.71	Delinquent Tax & Lien Collections	105,043.07	School Taxes in Municipal Budget	
Assessment of Taxes	18,182.44	Business Personalty Replacement Taxes	218,459.12	County Taxes .57	1,830,068.54
Collection of Taxes	25,576.00	Taxes from Public Utilities	760,610.00	County Library Taxes	
Planning, Housing & Development	13,365.00	Other Miscellaneous Tax Revenues		Local Municipal Purpose Taxes .24	754,558.59
Human Resources		State Aid Revenues	128,976.89	Veteran & Senior Citizen Taxes	110,350.00
Elections	2,894.79	Federal Aid Revenues	27,544.50	Total Taxes for Rate Computation 1.91	6,230,626.76
General Administration (other)	232,885.79	State and Local Fiscal Assistance Act Utilized	106,252.75	Special District Taxes	
JUDICIARY		Sale of Acquired Property		Bank Corp. Taxes	19,179.05
Municipal Courts	31,180.00	Other Miscellaneous Revenues	237,363.84	Added and Omitted Taxes	23,803.93
PUBLIC SAFETY		Total	7,521,925.86	Total Taxes Levied - ABSTRACT	6,157,259.74
Fire Protection	148,447.04	Prior Years Surplus Appropriated	220,000.00	Total Taxes Billed	6,149,050.77
Police Protection	515,820.00	REVENUES TOTAL	7,741,925.86	1981 TAXES COLLECTED	5,937,675.69
Civil Defense & Disaster Control	3,750.00	Reserve For Uncollected Taxes	293,744.38	1981 Taxes Cancelled, Abated or Adjusted	12,763.54
Environmental Inspection & Control	28,104.00	CAPITAL OUTLAY TOTAL	56,452.65	Transfer to Tax Title Liens or Foreclosed	3,785.75
Other Public Safety				Balance Outstanding Dec. 31, 1981	194,825.79
PUBLIC WORKS				PRIOR YEARS TAXES OUTSTANDING	
Streets and Drainage	58,461.00	Public Enterprises		Balance January 1, 1981	178,027.50
Sewers and Sewage Processing	7,947.91	Recreation—Culture		Collected in 1981	105,043.07
Garbage and Trash Disposal	154,157.96	Public Works	43,190.38	Cancelled, Abated or Adjusted 1981	71,384.45
Public Buildings and Grounds	32,355.00	Buildings and Grounds	13,262.27	Transfers to Tax Title Liens or Foreclosed	
Other Public Works	299,960.00	Library and Education		Balance December 31, 1981	1,599.98
HEALTH and WELFARE		Conservation		TAX TITLE LIENS OUTSTANDING	
Health Services Except Environmental	21,225.00	All Other		Balance January 1, 1981	47,583.48
Welfare-Public Assistance	2,100.00	CAPITAL DEBT AUTHORIZED, DECEMBER 31, 1981		Transfer From Taxes	3,785.75
Hospitals, Clinics, First Aid		ISSUED AND UNISSUED		Redeemed in 1981	
Animal, Insect, & Radent Control	5,215.27	School	874,270	Cancelled, Abated or Adjusted (1981)	
Other Welfare Services		Self-liquidating		Transfers to Foreclosed Property	
RECREATION and CONSERVATION		Other	1,877,295	Balance December 31, 1981	51,369.23
Beaches and Boardwalks		Total	2,751,565	PROPERTY ACQUIRED BY DEED OR FORECLOSURE	
Parks, Playgrounds, Shade Trees	1,325.00	ISSUED AND OUTSTANDING		Balance January 1, 1981	22,080.00
Land Reclamation & Conservation	100.00	School		Transfers From Taxes or Liens	
Other Recreational Services	75,025.00	Self-liquidating		Sale for Cash (1981)	
EDUCATION (excluding schools)		Other		Cancelled, Abated or Adjusted (1981)	10,600.00
Libraries	100,165.00	Total	2,669,170.70	Balance December 31, 1981	12,080.00
Other Educational Services		EQUALIZED VALUATION BASIS		CURRENT FINANCES DECEMBER 31, 1981	
STATUTORY EXPENDITURES		FOR NET DEBT COMPUTATION	277,531,066	ASSETS	
Pensions & F. I. C. A.	155,879.52	REAL PROPERTY VALUATIONS		Cash Dec. 31, 1981	670,946.58
Employee Fringe Benefits	40,480.00	Code Class # of Parcels % VAL'N		Taxes Receivable	190,425.77
Other Statutory Expenditures	5,000.00	1 Vacant Land 296 3.23	4,050,400.00	Tax Title Liens	51,369.23
CETA And Other Public Employment Programs	35,635.00	2 Residential 2828 67.20	84,400,600.00	Foreclosed Property	12,080.00
MUNICIPAL FUNCTIONS TOTAL	2,065,277.43	3 Farm		Emergencies & Other Deferred Charges	75,800.00
CAPITAL IMPROVEMENTS *MEMO*	7,500.00	4a Commercial 146 10.53	13,226,100.00	State and Federal Aid Receivable	1,388.79
DEBT SERVICE		4b Industrial 51 8.79	11,040,500.00	Other Receivables	30,720.52
Principal Payments	84,780.00	4c Apartments 13 10.25	12,672,806.00	Total	1,038,737.29
Interest Payments	94,551.49	Total 3334	125,590,406.00	LIABILITIES, RESERVES, AND SURPLUS	
DEFERRED CHARGES	50,985.81	Land Area 2.80 Sq. Miles		Cash Liabilities	291,284.32
SCHOOL, COUNTY, SPECIAL DISTRICT TAXES	5,555,718.17	Net Valuation Taxable-Municipal	128,952,565	Reserves for Receivables	280,621.52
RESERVE FOR UNCOLLECTED TAXES	293,744.38	Net Valuation Taxable-County	287,836,590	Surplus Dec. 31, 1981	460,831.45
EXPENDITURES TOTAL	7,545,057.28	State Equalized Valuation	315,155,530	Total	1,038,737.29
		State Equalization Ratio	40.28		

0230

Population 1980 9,399
 Population 1981 9,383
 S & P Rating
 Moody Rating A

General Tax Rate Per \$100. 2.57
 State Equalized Tax Rate 2.19

LITTLE FERRY BORO. - BERGEN CO.

Form of Government:

Borough Council

Number of Members on Governing Body - 6

PER CAPITA:

Gross Debt 241.53
 Net Debt 207.00
 Debt Service 32.95
 Total Tax Levy 547.40
 Municipal Expenditures 315.83

PER CENT:

Gross Debt 1.08
 Net Debt .92
 Tax Levy Collected 95.98
 Tax Levy Cancelled, Abated or Adjusted 1.87

EXPENDITURES		REVENUES-REALIZED		1981 PROPERTY TAX	
GENERAL GOVERNMENT		1981 Property Taxes Collected		STATE EQUALIZED TAX RATE	
Governing Body & Public Boards			4,926,200.07	Local District School Taxes 1.09	2,534,388.00
Municipal Clerk		1981 Payments in Lieu of Taxes		Regional & Consolidated School Tax	
Financial Administration	14,000.00	Delinquent Tax & Lien Collections	70,789.74	School Taxes in Municipal Budget	
Assessment of Taxes	79,694.00	Business Personalty Replacement Taxes	109,756.52	County Taxes .32	738,106.18
Collection of Taxes	13,300.12	Taxes from Public Utilities	462,460.00	County Library Taxes	
Planning, Housing & Development	9,422.60	Other Miscellaneous Tax Revenues	40,000.00	Local Municipal Purpose Taxes .79	1,842,815.05
Human Resources	2,500.00	State Aid Revenues	76,318.14	Veteran & Senior Citizen Taxes	73,350.00
Elections	1,346.05	Federal Aid Revenues	21,046.53	Total Taxes for Rate Computation 2.20	5,188,659.23
General Administration (other)	319,790.40	State and Local Fiscal Assistance Act Utilized	88,009.25	Special District Taxes	
JUDICIARY		Sale of Acquired Property		Bank Corp. Taxes	3,986.16
Municipal Courts	31,546.89	Other Miscellaneous Revenues	276,540.64	Added and Omitted Taxes	17,001.63
PUBLIC SAFETY		Total	6,071,140.89	Total Taxes Levied - ABSTRACT	5,136,297.02
Fire Protection	94,476.68	Prior Years Surplus Appropriated	131,767.00	Total Taxes Billed	5,132,447.69
Police Protection	700,960.11	REVENUES TOTAL	6,202,907.89	1981 TAXES COLLECTED	4,926,200.07
Civil Defense & Disaster Control	6,500.00	Reserve For Uncollected Taxes	181,570.30	1981 Taxes Cancelled, Abated or Adjusted	95,729.66
Environmental Inspection & Control	16,641.14			Transfer to Tax Title Liens or Foreclosed	
Other Public Safety		CAPITAL OUTLAY TOTAL	132,427.06	Balance Outstanding Dec. 31, 1981	110,517.96
PUBLIC WORKS				PRIOR YEARS TAXES OUTSTANDING	
Streets and Drainage	344,097.16	Public Enterprises		Balance January 1, 1981	105,901.38
Sewers and Sewage Processing	211,796.61	Recreation—Culture	9,978.80	Collected in 1981	70,789.74
Garbage and Trash Disposal	128,400.00	Public Works	79,787.33	Cancelled, Abated or Adjusted 1981	35,008.65
Public Buildings and Grounds	38,458.31	Buildings and Grounds	42,660.53	Transfers to Tax Title Liens or Foreclosed	
Other Public Works	325.00	Library and Education		Balance December 31, 1981	102.99
HEALTH and WELFARE		Conservation		TAX TITLE LIENS OUTSTANDING	
Health Services Except Environmental	23,687.40	All Other		Balance January 1, 1981	
Welfare-Public Assistance	4,563.36			Transfer From Taxes	
Hospitals, Clinics, First Aid		CAPITAL DEBT AUTHORIZED, DECEMBER 31, 1981		Redeemed in 1981	
Animal, Insect, & Rodent Control		ISSUED AND UNISSUED		Cancelled, Abated or Adjusted (1981)	
Other Welfare Services		School	324,000	Transfers to Foreclosed Property	
RECREATION and CONSERVATION		Self-Liquidating		Balance December 31, 1981	
Beaches and Boardwalks		Other	1,942,250	PROPERTY ACQUIRED BY DEED OR	
Parks, Playgrounds, Shade Trees	26,507.13	Total	2,266,250	FORECLOSURE	
Land Reclamation & Conservation				Balance January 1, 1981	13,455.00
Other Recreational Services	2,800.00	ISSUED AND OUTSTANDING		Transfers From Taxes or Liens	
EDUCATION (excluding schools)		School	324,000.00	Sale for Cash (1981)	
Libraries	69,700.00	Self-Liquidating		Cancelled, Abated or Adjusted (1981)	
Other Educational Services		Other	1,746,500.00	Balance December 31, 1981	13,455.00
STATUTORY EXPENDITURES		Total	2,070,500.00	CURRENT FINANCES DECEMBER 31, 1981	
Pensions & F. I. C. A.	151,751.46	EQUALIZED VALUATION BASIS		ASSETS	
Employee Fringe Benefits	54,930.96	FOR NET DEBT COMPUTATION	210,606,812	Cash Dec. 31, 1981	540,181.58
Other Statutory Expenditures	15,000.00	REAL PROPERTY VALUATIONS		Taxes Receivable	110,620.95
CETA And Other Public Employment Programs	21,962.71	Code Class # of Parcels % VAL'N		Tax Title Liens	
MUNICIPAL FUNCTIONS TOTAL	2,384,158.09	1 Vacant Land 111 3.14	6,100,400.00	Foreclosed Property	13,455.00
CAPITAL IMPROVEMENTS *MEMO*	15,000.00	2 Residential 1817 53.95	104,932,700.00	Emergencies & Other Deferred Charges	35,526.60
DEBT SERVICE		3 Farm		State and Federal Aid Receivable	44,252.11
Principal Payments	125,000.00	4a Commercial 111 12.48	24,264,200.00	Other Receivables	11,273.02
Interest Payments	184,185.04	4b Industrial 76 15.48	30,114,700.00	Total	761,309.40
DEFERRED CHARGES	88,478.02	4c Apartments 25 14.95	29,082,900.00	LIABILITIES, RESERVES, AND SURPLUS	
SCHOOL, COUNTY, SPECIAL DISTRICT TAXES	3,272,494.16	Total 2140	194,494,900.00	Cash Liabilities	446,164.39
RESERVE FOR UNCOLLECTED TAXES	181,570.30	Land Area 1.50 Sq. Miles		Reserves for Receivables	135,348.97
EXPENDITURES TOTAL	6,235,885.63	Net Valuation Taxable-Municipal	199,044,594	Surplus Dec. 31, 1981	179,796.10
		Net Valuation Taxable-County	213,794,554	Total	761,309.46
		State Equalized Valuation	232,405,301		
		State Equalization Ratio	85.36		

Population 1980 5,548
 Population 1981 5,517
 S & P Rating
 Moody Rating A

General Tax Rate Per \$100. 2.84
 State Equalized Tax Rate 2.58

LITTLE SILVER BORO. — MONMOUTH CO.
Form of Government:
Borough Council
Number of Members on Governing Body — 6

PER CAPITA:
 Gross Debt 937.61
 Net Debt 334.10
 Debt Service 23.29
 Total Tax Levy 899.90
 Municipal Expenditures 284.25

PER CENT:
 Gross Debt 3.09
 Net Debt 1.10
 Tax Levy Collected 96.75
 Tax Levy Cancelled, Abated or Adjusted

EXPENDITURES		REVENUES-REALIZED		1981 PROPERTY TAX	
GENERAL GOVERNMENT				STATE EQUALIZED TAX RATE	
Governing Body & Public Boards		1981 Property Taxes Collected	4,801,029.20	Local District School Taxes .91	1,748,308.55
Municipal Clerk		1981 Payments in Lieu of Taxes		Regional & Consolidated School Tax .79	1,523,467.04
Financial Administration	13,555.00	Delinquent Tax & Lien Collections	116,436.37	School Taxes in Municipal Budget	
Assessment of Taxes	14,669.60	Business Personalty Replacement Taxes	47,268.48	County Taxes .47	511,438.75
Collection of Taxes	13,089.00	Taxes from Public Utilities	333,280.00	County Library Taxes .02	33,908.21
Planning, Housing & Development	3,500.00	Other Miscellaneous Tax Revenues		Local Municipal Purpose Taxes .38	728,352.76
Human Resources	474.56	State Aid Revenues	47,747.81	Veteran & Senior Citizen Taxes	38,950.00
Elections	2,850.00	Federal Aid Revenues		Total Taxes for Rate Computation 2.57	4,984,925.71
General Administration (other)	160,729.23	State and Local Fiscal Assistance Act Utilized	26,274.00	Special District Taxes	
JUDICIARY		Sole of Acquired Property		Bank Corp. Taxes	2,656.08
Municipal Courts	5,595.68	Other Miscellaneous Revenues	180,731.84	Added and Omitted Taxes	16,102.21
PUBLIC SAFETY		Total	5,552,769.70	Total Taxes Levied - ABSTRACT	4,964,734.00
Fire Protection	56,311.96	Prior Years Surplus Appropriated	235,000.00	Total Taxes Billed	4,962,077.52
Police Protection	435,748.58	REVENUES TOTAL	5,787,765.70	1981 TAXES COLLECTED	4,801,029.20
Civil Defense & Disaster Control		Reserve For Uncollected Taxes	143,457.00	1981 Taxes Cancelled, Abated or Adjusted	
Environmental Inspection & Control	11,587.00	CAPITAL OUTLAY TOTAL	168,964.24	Transfer to Tax Title Liens or Foreclosed	
Other Public Safety		Public Enterprises		Balance Outstanding Dec. 31, 1981	161,048.72
PUBLIC WORKS		Recreation—Culture	3,258.44	PRIOR YEARS TAXES OUTSTANDING	
Streets and Drainage	205,194.21	Public Works	130,369.47	Balance January 1, 1981	121,803.48
Sewers and Sewage Processing		Buildings and Grounds	35,256.33	Collected in 1981	110,438.37
Gorbage and Trash Disposol	116,997.00	Library and Education		Cancelled, Abated or Adjusted 1981	
Public Buildings and Grounds	30,538.00	Conservation		Transfers to Tax Title Liens or Foreclosed	
Other Public Works		All Other		Balance December 31, 1981	5,365.11
HEALTH and WELFARE		CAPITAL DEBT AUTHORIZED, DECEMBER 31, 1981		TAX TITLE LIENS OUTSTANDING	
Health Services Except Environmental	13,353.93	ISSUED AND UNISSUED		Balance January 1, 1981	4,612.06
Welfare-Public Assistance	2,102.00	School	3,329,586	Transfer From Taxes	
Hospitals, Clinics, First Aid		Self-liquidating	1,843,211	Redeemed in 1981	
Animal, Insect, & Rodent Control		Other	5,172,797	Cancelled, Abated or Adjusted (1981)	
Other Welfare Services		Total	5,172,797	Transfers to Foreclosed Property	
RECREATION and CONSERVATION		ISSUED AND OUTSTANDING		Balance December 31, 1981	4,612.06
Beaches and Boardwalks		School	3,329,586.46	PROPERTY ACQUIRED BY DEED OR FORECLOSURE	
Parks, Playgrounds, Shade Trees	17,191.00	Self-liquidating		Balance January 1, 1981	10,150.00
Land Reclamation & Conservation	375.00	Other	1,573,000.00	Transfers From Taxes or Liens	
Other Recreational Services		Total	4,902,586.46	Sole for Cosh (1981)	
EDUCATION (excluding schaal)		EQUALIZED VALUATION BASIS		Cancelled, Abated or Adjusted (1981)	
Libraries	32,002.00	FOR NET DEBT COMPUTATION	167,558,139	Balance December 31, 1981	10,150.00
Other Educational Services		REAL PROPERTY VALUATIONS		CURRENT FINANCES DECEMBER 31, 1981	
STATUTORY EXPENDITURES		Code Class # of Parcels % VAL'N		ASSETS	
Pensions & F. I. C. A.	96,692.20	1 Vacant Land 171 2.94	5,095,500.00	Cosh Dec. 31, 1981	1,503,925.96
Employee Fringe Benefits	23,550.00	2 Residential 1875 89.56	155,164,500.00	Taxes Receivable	166,413.83
Other Statutory Expenditures	3,600.00	3 Farm 10 .39	676,200.00	Tax Title Liens	4,612.06
ETA And Other Public Employment Programs		4a Commercial 79 7.11	12,312,300.00	Foreclosed Property	10,150.00
MUNICIPAL FUNCTIONS TOTAL	1,267,705.95	4b Industrial		Emergencies & Other Deferred Charges	23,700.00
CAPITAL IMPROVEMENTS *MEMU*	23,550.00	4c Apartments		State and Federal Aid Receivable	
DEBT SERVICE		Total 2135	173,248,500.00	Other Receivables	1,198.98
Principal Payments	85,000.00	Land Area 2.80 Sq. Miles		Total	1,710,000.83
Interest Payments	43,470.00	Net Voluation Taxable-Municipal	174,313,070	LIABILITIES, RESERVES, AND SURPLUS	
DEFERRED CHARGES	28,507.39	Net Voluation Taxable-County	171,374,453	Cash Liabilities	1,276,598.00
SCHOOL, COUNTY, SPECIAL DISTRICT TAXES	4,217,622.95	State Equalized Voluation	191,867,321	Reserves for Receivables	182,374.87
RESERVE FOR UNCOLLECTED TAXES	143,497.00	State Equalization Ratio	90.80	Surplus Dec. 31, 1981	251,027.56
EXPENDITURES TOTAL	5,785,803.29			Total	1,710,000.83

0710

Population 1980 28,040
 Population 1981 27,971
 S & P Rating
 Moody Rating AA-1

General Tax Rate Per \$100.

3.87

State Equalized Tax Rate

2.60

LIVINGSTON TOWNSHIP - ESSEX COUNTY

Form of Government:

Council-Manager Plan E (OMCL 50)

Number of Members on Governing Body - 5

PER CAPITA:

Gross Debt 155.26
 Net Debt 103.44
 Debt Service 5.85
 Total Tax Levy 1,061.52
 Municipal Expenditures 256.00

PER CENT:

Gross Debt .44
 Net Debt .29
 Tax Levy Collected 97.86
 Tax Levy Cancelled, Abated or Adjusted .63

EXPENDITURES		REVENUES-REALIZED		1981 PROPERTY TAX	
GENERAL GOVERNMENT				STATE EQUALIZED TAX RATE \rightarrow	
Governing Body & Public Boards		1981 Property Taxes Collected	29,054,636.73	Local District School Taxes 1.35	15,421,494.00
Municipal Clerk		1981 Payments in Lieu of Taxes		Regional & Consolidated School Tax	
Financial Administration	63,874.00	Delinquent Tax & Lien Collections	493,010.60	School Taxes in Municipal Budget	
Assessment of Taxes	53,317.00	Business Personalty Replacement Taxes	406,901.40	County Taxes 1.12	12,767,708.06
Collection of Taxes	73,203.00	Taxes from Public Utilities	1,815,736.00	County Library Taxes	
Planning, Housing & Development	58,418.00	Other Miscellaneous Tax Revenues	222,674.55	Local Municipal Purpose Taxes .11	1,306,193.40
Human Resources	53,890.00	State Aid Revenues	344,083.61	Veteran & Senior Citizen Taxes	151,300.00
Elections	5,000.00	Federal Aid Revenues		Total Taxes for Rate Computation 2.58	29,686,695.46
General Administration (other)	556,256.00	State and Local Fiscal Assistance Act Utilized	351,364.51	Special District Taxes	
JUDICIARY		Sale of Acquired Property		Bank Corp. Taxes	55,082.34
Municipal Courts	67,551.00	Other Miscellaneous Revenues	1,812,600.43	Added and Omitted Taxes	141,270.28
PUBLIC SAFETY		Total	34,501,007.83	Total Taxes Levied - ABSTRACT	29,691,748.08
Fire Protection	250,242.00	Prior Years Surplus Appropriated	1,356,545.03	Total Taxes Billed	29,691,390.58
Police Protection	1,391,508.00	REVENUES TOTAL	35,857,556.86	1981 TAXES COLLECTED	29,054,636.73
Civil Defense & Disaster Control	8,000.00	Reserve For Uncollected Taxes	826,311.65	1981 Taxes Cancelled, Abated or Adjusted	187,236.87
Environmental Inspection & Control	91,333.00	CAPITAL OUTLAY TOTAL	452,973.84	Transfer to Tax Title Liens or Foreclosed	13,328.28
Other Public Safety				Balance Outstanding Dec. 31, 1981	436,188.70
PUBLIC WORKS				PRIOR YEARS TAXES OUTSTANDING	
Streets and Drainage	787,025.00	Public Enterprises	1,178.00	Balance January 1, 1981	480,271.37
Sewers and Sewage Processing	559,486.00	Recreation—Culture		Collected in 1981	451,644.32
Garbage and Trash Disposal		Public Works	91,801.74	Cancelled, Abated or Adjusted 1981	
Public Buildings and Grounds	185,802.00	Buildings and Grounds	9,924.10	Transfers to Tax Title Liens or Foreclosed	27,788.08
Other Public Works		Library and Education		Balance December 31, 1981	838.97
HEALTH and WELFARE		Conservation	350,070.00	TAX TITLE LIENS OUTSTANDING	
Health Services Except Environmental	155,159.00	All Other		Balance January 1, 1981	24,285.61
Welfare-Public Assistance	8,460.00	CAPITAL DEBT AUTHORIZED, DECEMBER 31, 1981		Transfer From Taxes	44,052.91
Hospitals, Clinics, First Aid		ISSUED AND UNISSUED GROSS DEBT		Redeemed in 1981	41,366.28
Animal, Insect, & Rodent Control		School 453,000		Cancelled, Abated or Adjusted (1981)	
Other Welfare Services		Self-liquidating 305,000	305,000	Transfers to Foreclosed Property	
RECREATION and CONSERVATION		Other 3,584,672	2,588,202	Balance December 31, 1981	26,972.24
Beaches and Boardwalks		Total 4,342,672	2,893,202	PROPERTY ACQUIRED BY DEED OR	
Parks, Playgrounds, Shade Trees	36,050.00	ISSUED AND OUTSTANDING		FORECLOSURE	
Land Reclamation & Conservation	180,934.51	School		Balance January 1, 1981	300,450.00
Other Recreational Services	487,926.00	Self-Liquidating		Transfers From Taxes or Liens	
EDUCATION (excluding schools)		Other		Sale for Cash (1981)	
Libraries	488,000.00	Total		Cancelled, Abated or Adjusted (1981)	
Other Educational Services		EQUALIZED VALUATION BASIS		Balance December 31, 1981	300,450.00
STATUTORY EXPENDITURES		FOR NET DEBT COMPUTATION	956,742,409	CURRENT FINANCES DECEMBER 31, 1981	
Pensions & F. I. C. A.	473,300.00	REAL PROPERTY VALUATIONS		ASSETS	
Employee Fringe Benefits	112,000.00	Code Class # of Parcels % VAL'N		Cash Dec. 31, 1981	4,704,572.51
Other Statutory Expenditures	18,000.00	1 Vacant Land 404 4.01	30,287,600.00	Taxes Receivable	437,027.67
CETA And Other Public Employment Programs		2 Residential 8468 73.75	556,586,600.00	Tax Title Liens	26,972.24
MUNICIPAL FUNCTIONS TOTAL	6,170,734.51	3 Farm 9 .02	109,000.00	Foreclosed Property	300,450.00
CAPITAL IMPROVEMENTS *MEMO*	50,000.00	4a Commercial 224 19.76	149,093,100.00	Emergencies & Other Deferred Charges	
DEBT SERVICE		4b Industrial 47 2.46	18,575,100.00	State and Federal Aid Receivable	111,154.39
Principal Payments	120,000.00	4c Apartments		Other Receivables	294,296.01
Interest Payments	43,564.00	Total 9152	754,651,400.00	Total	5,874,472.82
DEFERRED CHARGES		Land Area 14.00 Sq. Miles		LIABILITIES, RESERVES, AND SURPLUS	
SCHOOL, COUNTY, SPECIAL DISTRICT TAXES	28,189,202.06	Net Valuation Taxable-Municipal	763,569,000	Cash Liabilities	3,352,986.69
RESERVE FOR UNCOLLECTED TAXES	826,311.65	Net Valuation Taxable-County	1,058,738,325	Reserves for Receivables	1,056,655.92
EXPENDITURES TOTAL	35,345,812.22	State Equalized Valuation	1,133,768,802	Surplus Dec. 31, 1981	1,464,830.21
		State Equalization Ratio	67.09	Total	5,874,472.82

LOCH ARBOUR VILLAGE - MONMOUTH CO.

Form of Government:

Village Board of Trustees

Number of Members on Governing Body - 5

PER CAPITA:

Gross Debt	800.68
Net Debt	410.73
Debt Service	17.86
Total Tax Levy	884.37
Municipal Expenditures	749.88

PER CENT:

Gross Debt	3.01
Net Debt	1.55
Tax Levy Collected	95.59
Tax Levy Cancelled, Abated or Adjusted	1.61

369

368

General Tax Rate Per \$100.

2.70

State Equalized Tax Rate

3.00

EXPENDITURES		REVENUES-REALIZED		1981 PROPERTY TAX	
GENERAL GOVERNMENT				STATE EQUALIZED TAX RATE	
Governing Body & Public Boards		1981 Property Taxes Collected	311,182.80	Local District School Taxes	1.30
Municipal Clerk		1981 Payments in Lieu of Taxes		Regional & Consolidated School Tax	
Financial Administration	10,500.00	Delinquent Tax & Lien Collections	11,538.77	School Taxes in Municipal Budget	
Assessment of Taxes	1,050.00	Business Personalty Replacement Taxes	4,101.40	County Taxes	.52
Collection of Taxes	3,550.00	Taxes from Public Utilities	18,858.00	Caunty Library Taxes	.02
Planning, Hausing & Development	2,239.00	Other Miscellaneous Tax Revenues		Local Municipal Purpose Taxes	1.09
Human Resources		State Aid Revenues	3,359.07	Veteran & Senior Citizen Taxes	
Elections		Federal Aid Revenues	2,972.80	Total Taxes for Rate Computation	2.59
General Administration (other)	42,052.91	State and Local Fiscal Assistance Act Utilized	8,652.00	Special District Taxes	
JUDICIARY		Sale of Acquired Property		Bank Carp. Taxes	
Municipal Courts	4,066.00	Other Miscellaneous Revenues	75,051.79	Added and Omitted Taxes	
PUBLIC SAFETY		Total	434,356.69	Total Taxes Levied - ABSTRACT	325,448.00
Fire Protection	8,903.07	Prior Years Surplus Appropriated	59,000.00	Total Taxes Billed	325,542.93
Police Protection	76,006.00	REVENUES TOTAL	533,356.69	1981 TAXES COLLECTED	311,182.80
Civil Defense & Disaster Control		Reserve For Uncollected Taxes	30,103.48	1981 Taxes Cancelled, Abated or Adjusted	5,246.95
Environmental Inspection & Control	466.65	CAPITAL OUTLAY TOTAL	60,348.76	Transfer to Tax Title Liens or Foreclosed Balance Outstanding Dec. 31, 1981	9,113.18
Other Public Safety				PRIOR YEARS TAXES OUTSTANDING	
PUBLIC WORKS				Balance January 1, 1981	12,213.16
Streets and Drainage	6,842.92	Public Enterprises		Collected in 1981	11,538.77
Sewers and Sewage Processing	19,073.23	Recreation—Culture		Cancelled, Abated or Adjusted 1981	
Garbage and Trash Disposal	14,000.00	Public Works		Transfers to Tax Title Liens or Foreclosed	
Public Buildings and Grounds	400.00	Buildings and Grounds	60,348.76	Balance December 31, 1981	674.39
Other Public Works		Library and Education		TAX TITLE LIENS OUTSTANDING	
HEALTH and WELFARE		Conservation		Balance January 1, 1981	
Health Services Except Environmental	722.50	All Other		Transfer From Taxes	
Welfare-Public Assistance	101.00	CAPITAL DEBT AUTHORIZED, DECEMBER 31, 1981		Redeemed in 1981	
Hospitals, Clinics, First Aid		ISSUED AND UNISSUED		Cancelled, Abated or Adjusted (1981)	
Animal, Insect, & Rodent Control		School	143,499	Transfers to Foreclosed Property	
Other Welfare Services		Self-liquidating		Balance December 31, 1981	
RECREATION and CONSERVATION		Other	151,150	PROPERTY ACQUIRED BY DEED OR FORECLOSURE	
Beaches and Boardwalks	19,823.86	Total	294,649	Balance January 1, 1981	
Parks, Playgrounds, Shade Trees		ISSUED AND OUTSTANDING		Transfers From Taxes or Liens	
Land Reclamation & Conservation	1,050.00	School	143,459.73	Sale for Cash (1981)	
Other Recreational Services		Self-Liquidating		Cancelled, Abated or Adjusted (1981)	
EDUCATION (excluding schools)		Other	106,500.00	Balance December 31, 1981	
Libraries		Total	249,959.73	CURRENT FINANCES DECEMBER 31, 1981	
Other Educational Services		EQUALIZED VALUATION BASIS		ASSETS	
TATUTORY EXPENDITURES		FOR NET DEBT COMPUTATION	9,779,076	Cash Dec. 31, 1981	153,051.27
Pensions & F. I. C. A.	4,375.21	REAL PROPERTY VALUATIONS		Taxes Receivable	9,787.57
Employee Fringe Benefits		Code Class # at Parcels % VAL'N		Tax Title Liens	
Other Statutory Expenditures	200.00	1 Vacant Land 7 2.74		Foreclosed Property	
ETA And Other Public Employment Programs	2,808.87	2 Residential 134 88.30		Emergencies & Other Deferred Charges	14,237.82
MUNICIPAL FUNCTIONS TOTAL	217,231.22	3 Farm		State and Federal Aid Receivable	
APITAL IMPROVEMENTS *MEMU*	2,000.00	4a Commercial 6 8.58		Other Receivables	643.14
DEBT SERVICE		4b Industrial		Total	177,719.80
Principal Payments	5,000.00	4c Apartments 1 .37		LIABILITIES, RESERVES, AND SURPLUS	
Interest Payments	1,572.50	Total 148		Cash Liabilities	62,515.24
DEFERRED CHARGES	22,050.00	Land Area .10 Sq. Miles		Reserves for Receivables	10,430.71
SCHOOL, COUNTY, SPECIAL DISTRICT TAXES	206,825.00	Net Valuation Taxable-Municipal	11,782,259	Surplus Dec. 31, 1981	104,773.85
RESERVE FOR UNCOLLECTED TAXES	30,103.48	Net Valuation Taxable-County	10,685,669	Total	177,719.80
EXPENDITURES TOTAL	482,782.20	State Equalized Valuation	10,864,734		
		State Equalization Ratio	108.52		

0231

Population 1980 23,956
 Population 1981 23,890
 S & P Rating
 Moody Rating A

General Tax Rate Per \$100. 2.74
 State Equalized Tax Rate 2.55

LODI BOROUGH - BERGEN COUNTY

Form of Government:

Mayor-Council Plan B (OMCL 50)

Number of Members on Governing Body - 7

PER CAPITA:

Gross Debt 625.89
 Net Debt 448.28
 Debt Service 38.39
 Total Tax Levy 486.14
 Municipal Expenditures 271.31

PER CENT:

Gross Debt 3.73
 Net Debt 2.67
 Tax Levy Collected 95.65
 Tax Levy Cancelled, Abated or Adjusted 4.8

EXPENDITURES		REVENUES-REALIZED		1981 PROPERTY TAX	
GENERAL GOVERNMENT				STATE EQUALIZED TAX RATE 1.49	
Governing Body & Public Boards	91,818.34			Local District School Taxes 6,758,404.15	
Municipal Clerk				Regional & Consolidated School Tax	
Financial Administration	45,893.50			School Taxes in Municipal Budget	
Assessment of Taxes	38,704.96			County Taxes .33 1,511,494.66	
Collection of Taxes	58,427.80			County Library Taxes	
Planning, Housing & Development	14,283.92			Local Municipal Purpose Taxes .72 3,256,891.68	
Human Resources	75,210.00			Veteran & Senior Citizen Taxes 254,950.00	
Elections	6,200.00			Total Taxes for Rate Computation 2.54 11,781,740.49	
General Administration (other)	647,315.52			Special District Taxes	
JUDICIARY				Bank Corp. Taxes 21,796.45	
Municipal Courts	72,568.92			Added and Omitted Taxes 65,328.57	
PUBLIC SAFETY				Total Taxes Levied - ABSTRACT 11,613,915.51	
Fire Protection	58,600.00			Total Taxes Billed 11,608,571.91	
Police Protection	1,134,357.07			1981 TAXES COLLECTED 11,104,113.24	
Civil Defense & Disaster Control	700.00			1981 Taxes Cancelled, Abated or Adjusted 55,243.00	
Environmental Inspection & Control	195,340.43			Transfer to Tax Title Liens or Foreclosed 29,193.34	
Other Public Safety				Balance Outstanding Dec. 31, 1981 420,022.33	
PUBLIC WORKS				PRIOR YEARS TAXES OUTSTANDING	
Streets and Drainage	314,192.98			Balance January 1, 1981 277,845.46	
Sewers and Sewage Processing	475,931.12			Collected in 1981 273,166.38	
Garbage and Trash Disposal	376,055.50			Cancelled, Abated or Adjusted 1981	
Public Buildings and Grounds	147,875.00			Transfers to Tax Title Liens or Foreclosed 4,675.08	
Other Public Works	107,500.00			Balance December 31, 1981	
HEALTH and WELFARE				TAX TITLE LIENS OUTSTANDING	
Health Services Except Environmental	27,290.63			Balance January 1, 1981 61,473.64	
Welfare-Public Assistance	58,786.00			Transfer From Taxes 34,400.54	
Hospitals, Clinics, First Aid	38,695.47			Redeemed in 1981 200.00	
Animal, Insect, & Rodent Control				Cancelled, Abated or Adjusted (1981)	
Other Welfare Services				Transfers to Foreclosed Property 95,674.58	
RECREATION and CONSERVATION				Balance December 31, 1981	
Beaches and Boardwalks	18,190.48			PROPERTY ACQUIRED BY DEED OR FORECLOSURE	
Parks, Playgrounds, Shade Trees				Balance January 1, 1981 18,247.50	
Land Reclamation & Conservation	55,397.00			Transfers From Taxes or Liens	
Other Recreational Services				Sale for Cash (1981)	
EDUCATION (excluding schools)				Cancelled, Abated or Adjusted (1981)	
Libraries	136,000.00			Balance December 31, 1981 18,247.50	
Other Educational Services				CURRENT FINANCES DECEMBER 31, 1981	
STATUTORY EXPENDITURES				ASSETS	
Pensions & F. I. C. A.	381,390.68			Cash Dec. 31, 1981 1,552,822.64	
Employee Fringe Benefits	159,604.03			Taxes Receivable 420,022.33	
Other Statutory Expenditures	21,900.00			Tax Title Liens 95,674.58	
CETA And Other Public Employment Programs	126,000.00			Foreclosed Property 18,247.50	
MUNICIPAL FUNCTIONS TOTAL 4,937,229.95				Emergencies & Other Deferred Charges 300,375.72	
CAPITAL IMPROVEMENTS *MEMO* 19,542.77				State and Federal Aid Receivable 2,091.00	
DEBT SERVICE				Other Receivables 66,011.56	
Principal Payments 367,500.00				Total 2,455,245.73	
Interest Payments 549,640.85				LIABILITIES, RESERVES, AND SURPLUS	
DEFERRED CHARGES 150,576.44				Cash Liabilities 1,026,139.78	
SCHOOL, COUNTY, SPECIAL DISTRICT TAXES 8,269,898.81				Reserves for Receivables 599,956.37	
RESERVE FOR UNCOLLECTED TAXES 476,684.80				Surplus Dec. 31, 1981 829,145.58	
EXPENDITURES TOTAL 14,751,580.85				Total 2,455,245.73	

Population 1980 3,070
 Population 1981 3,220
 S & P Rating
 Moody Rating

General Tax Rate Per \$100.

2.53

State Equalized Tax Rate
2.05**LOGAN TWP. - GLOUCESTER CO.****Form of Government:****Township Committee****Number of Members on Governing Body - 3**

PER CAPITA:

Grass Debt 131.56
 Net Debt 122.55
 Debt Service
 Total Tax Levy 634.57
 Municipal Expenditures 249.52

PER CENT:

Grass Debt .52
 Net Debt .49
 Tax Levy Collected 95.66
 Tax Levy Cancelled, Abated
 or Adjusted .41

EXPENDITURES		REVENUES-REALIZED		1981 PROPERTY TAX	
GENERAL GOVERNMENT				STATE EQUALIZED TAX RATE	
Governing Body & Public Baards	6,620.00	1981 Property Taxes Collected	1,953,585.25	Local District School Taxes	1.32 1,216,237.50
Municipal Clerk	17,500.00	1981 Payments in Lieu of Taxes		Regional & Consolidated School Tax	
Financial Administration	12,153.00	Delinquent Tax & Lien Collections	63,762.88	School Taxes in Municipal Budget	
Assessment of Taxes	11,150.07	Business Personalty Replacement Taxes	66,547.54	County Taxes	.64 588,471.42
Collection of Taxes	9,980.00	Taxes from Public Utilities	262,852.00	Caunty Library Taxes	.02 10,922.19
Planning, Housing & Development	6,108.38	Other Miscellaneous Tax Revenues		Local Municipal Purpose Taxes	.00 72,000.00
Human Resources		State Aid Revenues	15,369.30	Veteran & Senior Citizen Taxes	24,050.00
Elections	2,000.00	Federal Aid Revenues	12,616.14	Total Taxes far Rate Computation	2.00 1,917,681.11
General Administration (ather)	75,332.29	State and Local Fiscal Assistance Act Utilized	62,340.77	Special District Taxes	
JUDICIARY		Sale of Acquired Property		Bank Corp. Taxes	1,123.68
Municipal Courts	25,588.35	Other Miscellaneous Revenues	159,131.54	Added and Omitted Taxes	148,553.53
PUBLIC SAFETY		Total	2,596,205.42	Total Taxes Levied - ABSTRACT	2,043,308.72
Fire Protection	54,700.00	Prior Years Surplus Appropriated	156,155.28	Total Taxes Billed	2,042,185.04
Police Protection	216,506.84	REVENUES TOTAL	2,752,360.70	1981 TAXES COLLECTED	1,953,585.25
Civil Defense & Disaster Control	1,500.00	Reserve For Uncollected Taxes	92,600.00	1981 Taxes Cancelled, Abated or Adjusted	8,433.70
Environmental Inspection & Cantral	26,220.00	CAPITAL OUTLAY TOTAL	126,221.17	Transfer to Tax Title Liens or Foreclosed	10,715.75
Other Public Safety		Public Enterprises		Balance Outstanding Dec. 31, 1981	69,450.28
PUBLIC WORKS		Recreation—Culture		PRIOR YEARS TAXES OUTSTANDING	
Streets and Drainage	43,579.00	Public Works	35,636.17	Balance January 1, 1981	77,606.77
Sewers and Sewage Processing	73,100.00	Buildings and Grounds	90,585.00	Collected in 1981	61,815.15
Garbage and Trash Disposal	12,297.46	Library and Education		Cancelled, Abated or Adjusted 1981	
Public Buildings and Grounds		Conservation		Transfers to Tax Title Liens or Foreclosed	8,898.12
Other Public Works		All Other		Balance December 31, 1981	6,893.50
HEALTH and WELFARE		CAPITAL DEBT AUTHORIZED, DECEMBER 31, 1981		TAX TITLE LIENS OUTSTANDING	
Health Services Except Environmental	500.00	ISSUED AND UNISSUED		Balance January 1, 1981	5,519.00
Welfare-Public Assistance	3,590.34	School	29,000	Transfer From Taxes	21,758.72
Hospitals, Clinics, First Aid		Self-Liquidating		Redeemed in 1981	1,947.73
Animal, Insect, & Rodent Control	2,173.45	Other	394,626	Cancelled, Abated or Adjusted (1981)	
Other Welfare Services		Total	423,626	Transfers to Foreclosed Property	
RECREATION and CONSERVATION		ISSUED AND OUTSTANDING		Balance December 31, 1981	25,329.99
Beaches and Baardwalks		School	29,000.00	PROPERTY ACQUIRED BY DEED OR FORECLOSURE	
Parks, Playgrounds, Shade Trees	2,000.00	Self-Liquidating		Balance January 1, 1981	6,755.00
Land Reclamation & Conservation	60,500.00	Other	115,585.00	Transfers From Taxes or Liens	
Other Recreational Services		Total	144,585.00	Sale for Cash (1981)	
EDUCATION (excluding schools)		EQUALIZED VALUATION BASIS		Cancelled, Abated or Adjusted (1981)	
Libraries		FOR NET DEBT COMPUTATION	80,934,062	Balance December 31, 1981	6,755.00
Other Educational Services		REAL PROPERTY VALUATIONS		CURRENT FINANCES DECEMBER 31, 1981	
STATUTORY EXPENDITURES		Code Class # of Parcels % VAL'N	ASSESSED VALUATION	ASSETS	
Pensions & F. I. C. A.	33,958.00	1 Vacant Land 839 13.92	10,313,100.00	Cash Dec. 31, 1981	674,397.54
Employee Fringe Benefits		2 Residential 1038 48.99	36,291,300.00	Taxes Receivable	76,343.78
Other Statutory Expenditures	1,000.00	3 Farm 244 5.82	4,311,600.00	Tax Title Liens	25,329.99
CETA And Other Public Employment Programs		4a Commercial 68 19.32	14,310,300.00	Foreclosed Property	6,755.00
MUNICIPAL FUNCTIONS		4b Industrial 5 11.96	8,858,800.00	Emergencies & Other Deferred Charges	69,770.34
CAPITAL IMPROVEMENTS		4c Apartments		State and Federal Aid Receivable	13,432.72
DEBT SERVICE		Total	74,085,100.00	Other Receivables	18,703.62
Principal Payments		Land Area 23.42 Sq. Miles		Total	884,732.99
Interest Payments		Net Valuation Taxable-Municipal	74,955,661	LIABILITIES, RESERVES, AND SURPLUS	
DEFERRED CHARGES		Net Valuation Taxable-County	56,554,048	Cash Liabilities	430,179.55
SCHOOL, COUNTY, SPECIAL DISTRICT TAXES		State Equalized Valuation	92,097,134	Reserves for Receivables	127,132.39
RESERVE FOR UNCOLLECTED TAXES		State Equalization Ratio	1.21	Surplus Dec. 31, 1981	327,421.05
EXPENDITURES TOTAL	2,625,088.29			Total	884,732.99

1517

Population 1980 3,488
 Population 1981 3,707
 S & P Rating
 Moody Rating

General Tax Rate Per \$100.
 1.59
 State Equalized Tax Rate
 1.01

LONG BEACH TWP. - OCEAN CO.

Form of Government:

Commission (1911)

Number of Members on Governing Body - 3

PER CAPITA:

Gross Debt 799.19
 Net Debt 597.90
 Debt Service 29.32
 Total Tax Levy 1,957.73
 Municipal Expenditures 925.62

PER CENT:

Gross Debt .50
 Net Debt .37
 Tax Levy Collected 93.74
 Tax Levy Cancelled, Abated
 or Adjusted

EXPENDITURES		REVENUES-REALIZED		1981 PROPERTY TAX	
GENERAL GOVERNMENT				STATE EQUALIZED TAX RATE	
Governing Body & Public Boards	5,650.00	1981 Property Taxes Collected		Local District School Taxes	.11
Municipal Clerk	53,000.00	6,802,475.76		Regional & Consolidated School Tax	.30
Financial Administration	10,400.00	1981 Payments in Lieu of Taxes		School Taxes in Municipal Budget	
Assessment of Taxes	49,048.78	Delinquent Tax & Lien Collections		County Taxes	.40
Collection of Taxes	63,800.00	332,560.41		County Library Taxes	.02
Planning, Housing & Development	46,753.81	Business Personalty Replacement Taxes		Local Municipal Purpose Taxes	.17
Human Resources		26,800.40		Veteran & Senior Citizen Taxes	
Elections	2,535.00	Taxes from Public Utilities		Total Taxes for Rate Computation	1.00
General Administration (other)	224,207.78	560,575.00		Special District Taxes	
JUDICIARY		Other Miscellaneous Tax Revenues		Bank Corp. Taxes	
Municipal Courts	31,500.00	State Aid Revenues		Added and Omitted Taxes	
PUBLIC SAFETY		Federal Aid Revenues		Total Taxes Levied - ABSTRACT	
Fire Protection	53,690.00	State and Local Fiscal Assistance Act Utilized		Total Taxes Billed	
Police Protection	833,000.00	Sale of Acquired Property		1981 TAXES COLLECTED	
Civil Defense & Disaster Control	755.00	Other Miscellaneous Revenues		1981 Taxes Cancelled, Abated or Adjusted	
Environmental Inspection & Control	42,469.61	Total		Transfer to Tax Title Liens or Foreclosed	
Other Public Safety		858,185.21		Balance Outstanding Dec. 31, 1981	
PUBLIC WORKS		Prior Years Surplus Appropriated		PRIOR YEARS TAXES OUTSTANDING	
Streets and Drainage	415,001.49	REVENUES		Balance January 1, 1981	
Sewers and Sewage Processing		Reserve For Uncollected Taxes		Collected in 1981	
Garbage and Trash Disposal	281,195.00	CAPITAL OUTLAY		Cancelled, Abated or Adjusted 1981	
Public Buildings and Grounds	56,452.90	TOTAL		Transfers to Tax Title Liens or Foreclosed	
Other Public Works		714,888.16		Balance December 31, 1981	
HEALTH and WELFARE		Public Enterprises		TAX TITLE LIENS OUTSTANDING	
Health Services Except Environmental	4,500.00	Recreation—Culture		Balance January 1, 1981	
Welfare-Public Assistance	5,373.00	Public Works		Transfer From Taxes	
Hospitals, Clinics, First Aid	10,000.00	Buildings and Grounds		Redeemed in 1981	
Animal, Insect, & Rodent Control	4,151.62	Library and Education		Cancelled, Abated or Adjusted (1981)	
Other Welfare Services	200.00	Conservation		Transfers to Foreclosed Property	
RECREATION and CONSERVATION		All Other		Balance December 31, 1981	
Beaches and Boardwalks	264,273.34	CAPITAL DEBT AUTHORIZED, DECEMBER 31, 1981		PROPERTY ACQUIRED BY DEED OR	
Parks, Playgrounds, Shade Trees		ISSUED AND UNISSUED		FORECLOSURE	
Land Reclamation & Conservation	150.00	GROSS DEBT		Balance January 1, 1981	
Other Recreational Services	16,911.01	NET DEBT		Transfers From Taxes or Liens	
EDUCATION (excluding schools)		SCHOOL		Sale for Cash (1981)	
Libraries	750.00	Self-liquidating		Cancelled, Abated or Adjusted (1981)	
Other Educational Services		Other		Balance December 31, 1981	
STATUTORY EXPENDITURES		Total		CURRENT FINANCES DECEMBER 31, 1981	
Pensions & F. I. C. A.	227,000.00	ISSUED AND OUTSTANDING		ASSETS	
Employee Fringe Benefits	53,000.00	SCHOOL		Cash Dec. 31, 1981	
Other Statutory Expenditures	19,000.15	Self-Liquidating		Taxes Receivable	
CETA And Other Public Employment Programs		Other		Tax Title Liens	
MUNICIPAL FUNCTIONS		Total		Foreclosed Property	
CAPITAL IMPROVEMENTS	45,000.00	EQUALIZED VALUATION BASIS		Emergencies & Other Deferred Charges	
DEBT SERVICE		FOR NET DEBT COMPUTATION		State and Federal Aid Receivable	
Principal Payments	32,000.00	REAL PROPERTY VALUATIONS		Other Receivables	
Interest Payments	70,671.00	Code Class # of Parcels % VAL'N		Total	
DEFERRED CHARGES	57,571.00	1 Vacant Land 924 8.64		LIABILITIES, RESERVES, AND SURPLUS	
SCHOOL, COUNTY, SPECIAL DISTRICT TAXES	5,951,931.77	2 Residential 6171 85.45		Cash Liabilities	
RESERVE FOR UNCOLLECTED TAXES	490,200.00	3 Farm		Reserves for Receivables	
EXPENDITURES		4a Commercial 158 5.28		Surplus Dec. 31, 1981	
TOTAL	9,383,188.26	4b Industrial		Total	
		4c Apartments 29 .63			
		Total 7282			
		Land Area 4.30 Sq. Miles			
		Net Valuation Taxable-Municipal			
		Net Valuation Taxable-County			
		State Equalized Valuation			
		State Equalization Ratio			

Population 1980 29,819
 Population 1981 29,603
 S & P Rating AAA
 Moody Rating A

General Tax Rate Per \$100.

4.30
 State Equalized Tax Rate
 2.97

LONG BRANCH CITY - MONMOUTH CO.

Form of Government:

Mayor-Council Plan A (OMCL 50)

Number of Members on Governing Body - 5

PER CAPITAL:

Gross Debt 403.59
 Net Debt 247.88
 Debt Service 58.62
 Total Tax Levy 458.96
 Municipal Expenditures 369.71

PER CENT:

Gross Debt 2.96
 Net Debt 1.81
 Tax Levy Collected 94.00
 Tax Levy Cancelled, Abated or Adjusted .96

EXPENDITURES		REVENUES-REALIZED		1981 PROPERTY TAX	
GENERAL GOVERNMENT		1981 Property Taxes Collected		STATE EQUALIZED TAX RATE	
Governing Body & Public Boards	43,584.00	1981 Payments in Lieu of Taxes	12,697,900.27	Local District School Taxes	1.54
Municipal Clerk	73,125.09	Delinquent Tax & Lien Collections	597,249.82	Regional & Consolidated School Tax	
Financial Administration	101,643.00	Business Personalty Replacement Taxes	245,225.73	School Taxes in Municipal Budget	.04
Assessment of Taxes	37,700.00	Taxes from Public Utilities	1,312,230.00	County Taxes	.47
Collection of Taxes	57,896.00	Other Miscellaneous Tax Revenues	39,257.12	County Library Taxes	
Planning, Housing & Development	28,782.00	State Aid Revenues	1,628,755.52	Local Municipal Purpose Taxes	.92
Human Resources	704,642.32	Federal Aid Revenues	362,412.50	Veteran & Senior Citizen Taxes	
Elections		State and Local Fiscal Assistance Act Utilized	408,608.01	Total Taxes for Rate Computation	2.97
General Administration (other)	900,552.26	Sale of Acquired Property		Special District Taxes	
JUDICIARY		Other Miscellaneous Revenues	1,890,353.41	Bank Corp. Taxes	20,883.02
Municipal Courts	63,916.00	Total	19,181,952.78	Added and Omitted Taxes	67,265.57
PUBLIC SAFETY		Prior Years Surplus Appropriated	425,219.00	Total Taxes Levied - ABSTRACT	13,527,355.49
Fire Protection	654,200.14	REVENUES TOTAL	19,607,211.78	Total Taxes Billed	13,507,782.06
Police Protection	1,757,159.75	Reserve For Uncollected Taxes	742,353.89	1981 TAXES COLLECTED	12,657,900.27
Civil Defense & Disaster Control	3,950.00	CAPITAL OUTLAY TOTAL	498,412.68	1981 Taxes Cancelled, Abated or Adjusted	129,555.37
Environmental Inspection & Control	85,257.00	Public Enterprises		Transfer to Tax Title Liens or Foreclosed	74,249.53
Other Public Safety	100.00	Recreation—Culture	400.00	Balance Outstanding Dec. 31, 1981	606,072.89
PUBLIC WORKS		Public Works	380,248.93	PRIOR YEARS TAXES OUTSTANDING	
Streets and Drainage	923,295.97	Buildings and Grounds	117,763.75	Balance January 1, 1981	588,920.53
Sewers and Sewage Processing	425,967.67	Library and Education		Collected in 1981	501,538.87
Garbage and Trash Disposal		Conservation		Cancelled, Abated or Adjusted 1981	
Public Buildings and Grounds	323,217.74	All Other		Transfers to Tax Title Liens or Foreclosed	86,398.79
Other Public Works	6,127.12	CAPITAL DEBT AUTHORIZED, DECEMBER 31, 1981		Balance December 31, 1981	982.87
HEALTH and WELFARE		ISSUED AND UNISSUED		TAX TITLE LIENS OUTSTANDING	
Health Services Except Environmental	90,214.45	School	4,555,391	Balance January 1, 1981	120,397.25
Welfare-Public Assistance	48,615.00	Self-liquidating		Transfer From Taxes	172,916.14
Hospitals, Clinics, First Aid		Other	7,392,222	Redeemed in 1981	95,710.95
Animal, Insect, & Radent Control	100.00	Total	11,947,613	Cancelled, Abated or Adjusted (1981)	
Other Welfare Services		ISSUED AND OUTSTANDING		Transfers to Foreclosed Property	26,785.85
RECREATION and CONSERVATION		School	4,554,400.00	Balance December 31, 1981	170,816.59
Beaches and Boardwalks		Self-Liquidating		PROPERTY ACQUIRED BY DEED OR	
Parks, Playgrounds, Shade Trees	149,077.03	Other	6,767,000.00	FORECLOSURE	
Land Reclamation & Conservation	142,398.00	Total	11,321,400.00	Balance January 1, 1981	874,935.15
Other Recreational Services	118,449.00	EQUALIZED VALUATION BASIS		Transfers From Taxes or Liens	26,785.85
EDUCATION (excluding schools)		FOR NET DEBT COMPUTATION	404,298,189	Sale for Cash (1981)	38,655.00
Libraries	193,390.00	REAL PROPERTY VALUATIONS		Cancelled, Abated or Adjusted (1981)	5,145.00
Other Educational Services	5,941.11	Code Class # of Parcels % VAL'N		Balance December 31, 1981	857,925.00
STATUTORY EXPENDITURES		ASSESSED VALUATION		CURRENT FINANCES DECEMBER 31, 1981	
Pensions & F. I. C. A.	627,680.93	1 Vacant Land 671 2.10	6,443,050.00	ASSETS	
Employee Fringe Benefits	157,483.00	2 Residential 6061 67.61	207,247,000.00	Cash Dec. 31, 1981	3,245,753.75
Other Statutory Expenditures	27,000.00	3 Farm 6 .07	208,100.00	Taxes Receivable	607,055.76
CETA And Other Public Employment Programs	248,274.09	4a Commercial 496 15.50	47,511,300.00	Tax Title Liens	170,816.59
MUNICIPAL FUNCTIONS TOTAL	8,125,718.67	4b Industrial 11 .85	2,617,600.00	Foreclosed Property	857,925.00
CAPITAL IMPROVEMENTS *MEMO*	40,000.00	4c Apartments 157 13.87	42,518,100.00	Emergencies & Other Deferred Charges	120,881.00
DEBT SERVICE		Total	306,545,150.00	State and Federal Aid Receivable	150,742.88
Principal Payments	855,000.00	Land Area 5.10 Sq. Miles		Other Receivables	150,655.05
Interest Payments	880,189.51	Net Valuation Taxable-Municipal	312,358,722	Total	5,303,870.03
TYPE I SCHL DEBT *MEMO	498,363.50	Net Valuation Taxable-County	413,201,888	LIABILITIES, RESERVES, AND SURPLUS	
DEFERRED CHARGES	341,236.87	State Equalized Valuation	449,657,855	Cash Liabilities	2,519,620.01
SCHOOL, COUNTY, SPECIAL DISTRICT TAXES	9,293,217.49	State Equalization Ratio	65.09	Reserves for Receivables	1,748,968.67
RESERVE FOR UNCOLLECTED TAXES	742,353.89			Surplus Dec. 31, 1981	1,035,281.35
EXPENDITURES TOTAL	20,237,716.43			Total	5,303,870.03

0115

Population 1980 1,249
 Population 1981 1,226
 S & P Rating
 Moody Rating

General Tax Rate Per \$100.
 1.10
 State Equalized Tax Rate
 .96

LONGPORT BORO. - ATLANTIC CO.

Form of Government:

Commission (1911)

Number of Members on Governing Body - 3

PER CAPITA:

Gross Debt 767.70
 Net Debt 767.70
 Debt Service 72.66
 Total Tax Levy 1,605.06
 Municipal Expenditures 1,095.75

PER CENT:

Gross Debt .57
 Net Debt .57
 Tax Levy Collected 94.52
 Tax Levy Cancelled, Abated or Adjusted 1.28

EXPENDITURES		REVENUES-REALIZED		1981 PROPERTY TAX	
GENERAL GOVERNMENT				STATE EQUALIZED TAX RATE .08	
Governing Body & Public Boards	21,880.00	1981 Property Taxes Collected	1,866,567.45	Local District School Taxes	158,629.00
Municipal Clerk	21,880.00	1981 Payments in Lieu of Taxes		Regional & Consolidated School Tax	
Financial Administration	18,503.00	Delinquent Tax & Lien Collections	58,809.24	School Taxes in Municipal Budget	
Assessment of Taxes	17,095.00	Business Personalty Replocement Taxes	6,337.00	County Taxes	.44 *
Collection of Taxes	4,300.00	Taxes from Public Utilities	125,903.00	County Library Taxes	.02
Planning, Housing & Development		Other Miscellaneous Tax Revenues	60,000.00	Local Municipal Purpose Taxes	.43
Human Resources		State Aid Revenues	9,127.11	Veteran & Senior Citizen Taxes	
Elections		Federal Aid Revenues	7,279.24	Total Taxes for Rate Computation	.97
General Administration (other)	100,528.80	State and Local Fiscal Assistance Act Utilized	12,080.00	Special District Taxes	
JUDICIARY		Sale of Acquired Property		Bank Corp. Taxes	1,650.68
Municipal Courts	11,700.00	Other Miscellaneous Revenues	348,359.91	Added and Omitted Taxes	6,424.94
PUBLIC SAFETY		Total	2,494,502.95	Total Taxes Levied - ABSTRACT	1,967,808.09
Fire Protection	15,021.00	Prior Years Surplus Appropriated	100,000.00	Total Taxes Billed	1,974,682.50
Police Protection	228,840.00	REVENUES TOTAL	2,594,502.95	1981 TAXES COLLECTED	1,866,567.45
Civil Defense & Disaster Control	180.00	Reserve For Uncollected Taxes	90,036.05	1981 Taxes Cancelled, Aboted or Adjusted	25,363.80
Environmental Inspection & Control	21,300.00			Transfer to Tax Title Liens or Foreclosed	
Other Public Safety				Balance Outstanding Dec. 31, 1981	82,751.65
PUBLIC WORKS		CAPITAL OUTLAY TOTAL		PRIOR YEARS TAXES OUTSTANDING	
Streets and Drainage	103,500.00	Public Enterprises		Balance January 1, 1981	59,258.51
Sewers and Sewage Processing	185,812.85	Recreation—Culture		Collected in 1981	58,809.24
Gorbage and Trash Disposol	35,700.00	Public Works		Cancelled, Aboted or Adjusted 1981	
Public Buildings and Grounds	18,068.00	Buildings and Grounds		Transfers to Tax Title Liens or Foreclosed	
Other Public Works	119,605.00	Library and Education		Balance December 31, 1981	449.27
HEALTH and WELFARE		Conservation		TAX TITLE LIENS OUTSTANDING	
Health Services Except Environmental	150.00	All Other		Balance January 1, 1981	6,055.93
Welfare-Public Assistance	550.00			Transfer From Taxes	
Hospitals, Clinics, First Aid		CAPITAL DEBT AUTHORIZED, DECEMBER 31, 1981		Redeemed in 1981	
Animal, Insect, & Rodent Control	400.00	ISSUED AND UNISSUED		Cancelled, Aboted or Adjusted (1981)	
Other Welfare Services		School		Transfers to Foreclosed Property	
RECREATION and CONSERVATION		Self-Liquidating		Balance December 31, 1981	6,055.93
Beaches and Boardwalks	59,048.44	Other	941,197	PROPERTY ACQUIRED BY DEED OR	
Parks, Playgrounds, Shode Trees	51,207.76	Total	941,197	FORECLOSURE	
Land Reclomation & Conservation				Balance January 1, 1981	17,695.00
Other Recreational Services	500.00	ISSUED AND OUTSTANDING		Transfers From Taxes or Liens	
EDUCATION (excluding schools)		School		Sole for Cosh (1981)	
Libraries	5,500.00	Self-Liquidating		Cancelled, Aboted or Adjusted (1981)	
Other Educotional Services		Other		Balance December 31, 1981	17,695.00
STATUTORY EXPENDITURES		Total	561,000.00	CURRENT FINANCES DECEMBER 31, 1981	
Pensions & F. I. C. A.	83,222.00	EQUALIZED VALUATION BASIS		ASSETS	
Employee Fringe Benefits	24,000.00	FOR NET DEBT COMPUTATION	164,982,713	Cosh Dec. 31, 1981	406,139.42
Other Statutory Expenditures	4,500.00	REAL PROPERTY VALUATIONS		Taxes Receivable	83,200.92
CETA And Other Public Employment Programs	9,775.00	Code Class # of Porcels % VAL'N	ASSESSED VALUATION	Tax Title Liens	6,055.93
MUNICIPAL FUNCTIONS TOTAL	1,162,766.85	1 Vacant Land 122 5.89	10,510,800.00	Foreclosed Property	17,695.00
CAPITAL IMPROVEMENTS *MEMO*	18,000.00	2 Residential 1403 88.74	158,487,800.00	Emergencies & Other Deferred Charges	6,500.00
DEBT SERVICE		3 Form		State and Federal Aid Receivable	60,354.12
Principol Payments	50,000.00	4a Commercial 10 3.30	5,694,500.00	Other Receivables	
Interest Payments	39,065.06	4b Industrial		Total	579,945.39
DEFERRED CHARGES	1,500.00	4c Apartments 20 2.08	3,709,900.00	LIABILITIES, RESERVES, AND SURPLUS	
SCHOOL, COUNTY, SPECIAL DISTRICT TAXES	1,089,011.39	Total 1555	178,603,000.00	Cash Liabilities	260,000.65
RESERVE FOR UNCOLLECTED TAXES	90,036.05	Land Area .30 Sq. Miles		Reserves for Receivables	106,951.65
EXPENDITURES TOTAL	2,432,399.35	Net Valuation Taxable-Municipal	178,932,542	Surplus Dec. 31, 1981	212,992.89
		Net Valuation Taxable-County	168,333,793	Total	579,945.39
		State Equalized Valuation	204,051,454		
		State Equalization Ratio	87.67		

1981 3000

*Includes County Health Service Taxes or County Vocational School Taxes. See Table 13.

Population 1980 **4,998**
 Population 1981 **5,021**
 S & P Rating
 Moody Rating

General Tax Rate Per \$100. **2.07**
 State Equalized Tax Rate **2.06**

LOPATCONG TOWNSHIP - WARREN CO.

Form of Government:

Small Municipality Plan C (OMCL 50)

Number of Members on Governing Body - 3

PER CAPITA

Gross Debt **314.58**
 Net Debt **93.51**
 Debt Service **8.18**
 Total Tax Levy **459.28**
 Municipal Expenditures **287.46**

PER CENT:

Gross Debt **1.59**
 Net Debt **.47**
 Tax Levy Collected **95.59**
 Tax Levy Cancelled, Abated or Adjusted **.05**

EXPENDITURES		REVENUES-REALIZED		1981 PROPERTY TAX	
GENERAL GOVERNMENT				STATE EQUALIZED TAX RATE 1.22	
Governing Body & Public Boards	5,550.00	1981 Property Taxes Collected 2,211,386.98		Local District School Taxes	1,361,914.00
Municipal Clerk		1981 Payments in Lieu of Taxes		Regional & Consolidated School Tax	
Financial Administration	11,350.00	Delinquent Tax & Lien Collections 50,465.63		School Taxes in Municipal Budget	
Assessment of Taxes	5,850.00	Business Personalty Replacement Taxes 73,631.20		County Taxes .51 *	569,053.96
Collection of Taxes	11,825.00	Taxes from Public Utilities 455,849.00		County Library Taxes .03	30,248.67
Planning, Housing & Development	21,800.00	Other Miscellaneous Tax Revenues 121,700.00		Local Municipal Purpose Taxes .29	327,115.00
Human Resources		State Aid Revenues 32,409.74		Veteran & Senior Citizen Taxes	54,490.00
Elections	3,100.00	Federal Aid Revenues 51,252.23		Total Taxes for Rate Computation 2.05	2,342,821.63
General Administration (other)	116,210.00	State and Local Fiscal Assistance Act Utilized 17,550.00		Special District Taxes	
JUDICIARY		Sale of Acquired Property 156,585.68		Bank Corp. Taxes	7,428.06
Municipal Courts	30,645.01	Other Miscellaneous Revenues 3,170,830.46		Added and Omitted Taxes	10,263.28
PUBLIC SAFETY		Prior Years Surplus Appropriated 305,000.00		Total Taxes Levied - ABSTRACT	2,306,022.97
Fire Protection	74,690.00	REVENUES 3,475,830.46		Total Taxes Billed	2,303,787.20
Police Protection	322,972.17	Reserve For Uncollected Taxes 226,000.00		1981 TAXES COLLECTED	2,211,386.98
Civil Defense & Disaster Control	500.00	CAPITAL OUTLAY 328,063.37		1981 Taxes Cancelled, Abated or Adjusted	1,162.27
Environmental Inspection & Control	8,300.00	Public Enterprises		Transfer to Tax Title Liens or Foreclosed	5,394.91
Other Public Safety		Recreation—Culture		Balance Outstanding Dec. 31, 1981	65,843.04
PUBLIC WORKS		Public Works		PRIOR YEARS TAXES OUTSTANDING	
Streets and Drainage	335,352.00	Buildings and Grounds		Balance January 1, 1981	54,725.47
Sewers and Sewage Processing		Library and Education		Collected in 1981	46,540.14
Garbage and Trash Disposal	17,220.00	Conservation		Cancelled, Abated or Adjusted 1981	351.27
Public Buildings and Grounds		All Other		Transfers to Tax Title Liens or Foreclosed	1,067.85
Other Public Works		CAPITAL DEBT AUTHORIZED, DECEMBER 31, 1981		Balance December 31, 1981	6,766.21
HEALTH and WELFARE		ISSUED AND UNISSUED		TAX TITLE LIENS OUTSTANDING	
Health Services Except Environmental	611.62	GROSS DEBT		Balance January 1, 1981	17,471.43
Welfare-Public Assistance	1,350.00	NET DEBT		Transfer From Taxes	6,672.25
Hospitals, Clinics, First Aid		School 920,000		Redeemed in 1981	3,925.49
Animal, Insect, & Rodent Control		Self-liquidating 190,000		Cancelled, Abated or Adjusted (1981)	
Other Welfare Services		Other 469,521		Transfers to Foreclosed Property	
RECREATION and CONSERVATION		Total 1,579,521		Balance December 31, 1981	20,218.19
Beaches and Boardwalks	21,550.00	ISSUED AND OUTSTANDING		PROPERTY ACQUIRED BY DEED OR FORECLOSURE	
Parks, Playgrounds, Shade Trees	500.00	School 920,000.00		Balance January 1, 1981	19,655.00
Land Reclamation & Conservation		Self-Liquidating 163,000.00		Transfers From Taxes or Liens	
Other Recreational Services		Other 350,000.00		Sale for Cash (1981)	17,550.00
EDUCATION (excluding schools)		Total 1,433,000.00		Cancelled, Abated or Adjusted (1981)	
Libraries		EQUALIZED VALUATION BASIS		Balance December 31, 1981	2,105.00
Other Educational Services		FOR NET DEBT COMPUTATION		CURRENT FINANCES DECEMBER 31, 1981	
STATUTORY EXPENDITURES		REAL PROPERTY VALUATIONS		ASSETS	
Pensions & F. I. C. A.	66,663.00	Code Class # of Parcels % VAL'N		Cash Dec. 31, 1981	1,148,949.93
Employee Fringe Benefits	26,000.00	1 Vacant Land 283 4.41		Taxes Receivable	92,609.25
Other Statutory Expenditures	8,870.00	2 Residential 1351 67.61		Tax Title Liens	20,218.19
CETA And Other Public Employment Programs		3 Farm 119 3.81		Foreclosed Property	2,105.00
MUNICIPAL FUNCTIONS TOTAL	1,100,908.80	4a Commercial 62 12.79		Emergencies & Other Deferred Charges	50,504.70
CAPITAL IMPROVEMENTS *M & MU*		4b Industrial 11 5.71		State and Federal Aid Receivable	121,700.00
DEBT SERVICE		4c Apartments 1 5.66		Other Receivables	12,518.04
Principal Payments	39,000.00	Total 1827		Total	1,448,605.11
Interest Payments	2,082.52	Land Area 6.90 Sq. Miles		LIABILITIES, RESERVES, AND SURPLUS	
DEFERRED CHARGES	75,360.42	Net Valuation Taxable-Municipal		Cash Liabilities	850,945.67
SCHOOL, COUNTY, SPECIAL DISTRICT TAXES	1,561,216.63	Net Valuation Taxable-County		Reserves for Receivables	127,450.48
RESERVE FOR UNCOLLECTED TAXES	226,000.00	State Equalized Valuation		Surplus Dec. 31, 1981	470,208.96
EXPENDITURES TOTAL	3,404,568.37	State Equalization Ratio		Total	1,448,605.11

*Includes County Health Service Taxes or County Vocational School Taxes. See Table 13.

Population 1980 17,105
 Population 1981 17,542
 S & P Rating
 Moody Rating BAA-1

General Tax Rate Per \$100.
 2.88
 State Equalized Tax Rate
 1.96

LOWER TWP. - CAPE MAY CO.

Form of Government:

Township Committee

Number of Members on Governing Body - 3

PER CAPITA:

Gross Debt 311.49
 Net Debt 203.24
 Debt Service 16.31
 Total Tax Levy 484.05
 Municipal Expenditures 237.58

PER CENT:

Gross Debt 1.53
 Net Debt 1.00
 Tax Levy Collected 90.29
 Tax Levy Cancelled, Abated or Adjusted .16

EXPENDITURES		REVENUES-REALIZED		1981 PROPERTY TAX	
GENERAL GOVERNMENT		1981 Property Taxes Collected		STATE EQUALIZED TAX RATE	
Governing Body & Public Boards		1981 Payments in Lieu of Taxes	7,662,685.96	Local District School Taxes	.63
Municipal Clerk		Delinquent Tax & Lien Collections	20,605.67	Regional & Consolidated School Tax	.62
Financial Administration	94,000.00	Business Personalty Replacement Taxes	674,420.55	School Taxes in Municipal Budget	
Assessment of Taxes	453,300.00	Taxes from Public Utilities	149,040.44	County Taxes	.38
Collection of Taxes	56,753.00	Other Miscellaneous Tax Revenues	637,061.00	County Library Taxes	.02
Planning, Housing & Development	44,782.10	State Aid Revenues	76,582.49	Local Municipal Purpose Taxes	.31
Human Resources		Federal Aid Revenues		Veteran & Senior Citizen Taxes	
Elections	4,419.53	State and Local Fiscal Assistance Act Utilized	128,138.00	Total Taxes for Rate Computation	1.96
General Administration (other)	393,144.78	Sale of Acquired Property		Special District Taxes	
JUDICIARY		Other Miscellaneous Revenues	459,049.55	Bank Corp. Taxes	
Municipal Courts	48,711.95	Total	9,807,783.66	Added and Omitted Taxes	
PUBLIC SAFETY		Prior Years Surplus Appropriated	390,000.00	Total Taxes Levied - ABSTRACT	8,491,277.65
Fire Protection	9,790.56	REVENUES TOTAL	10,197,783.66	Total Taxes Billed	8,487,144.60
Police Protection	918,465.92	Reserve For Uncollected Taxes	694,680.54	1981 TAXES COLLECTED	7,662,885.56
Civil Defense & Disaster Control	3,600.00	CAPITAL OUTLAY TOTAL	553,650.33	1981 Taxes Cancelled, Abated or Adjusted	13,397.06
Environmental Inspection & Control	106,753.04	Public Enterprises		Transfer to Tax Title Liens or Foreclosed	42,516.34
Other Public Safety		Recreation—Culture	5,031.53	Balance Outstanding Dec. 31, 1981	768,345.24
PUBLIC WORKS		Public Works	513,816.21	PRIOR YEARS TAXES OUTSTANDING	
Streets and Drainage	174,955.00	Buildings and Grounds	34,802.59	Balance January 1, 1981	610,972.65
Sewers and Sewage Processing		Library and Education		Collected in 1981	593,559.79
Garbage and Trash Disposal	71,900.46	Conservation		Cancelled, Abated or Adjusted 1981	
Public Buildings and Grounds	404,802.57	All Other		Transfers to Tax Title Liens or Foreclosed	12,746.16
Other Public Works		CAPITAL DEBT AUTHORIZED, DECEMBER 31, 1981		Balance December 31, 1981	4,666.70
HEALTH and WELFARE		ISSUED AND UNISSUED		TAX TITLE LIENS OUTSTANDING	
Health Services Except Environmental	2,228.90	School	1,899,020	Balance January 1, 1981	105,646.64
Welfare-Public Assistance	3,475.00	Self-liquidating		Transfer From Taxes	57,221.48
Hospitals, Clinics, First Aid	500.00	Other	3,565,212	Redeemed in 1981	80,860.76
Animal, Insect, & Rodent Control	13,954.84	Total	5,464,233	Cancelled, Abated or Adjusted (1981)	6,545.83
Other Welfare Services		ISSUED AND OUTSTANDING		Transfers to Foreclosed Property	
RECREATION and CONSERVATION		School	1,899,020.45	Balance December 31, 1981	75,461.53
Beaches and Boardwalks	6,000.00	Self-Liquidating		PROPERTY ACQUIRED BY DEED OR	
Parks, Playgrounds, Shade Trees	94,390.00	Other	3,404,000.00	FORECLOSURE	
Land Reclamation & Conservation	900.00	Total	5,303,020.45	Balance January 1, 1981	214,800.00
Other Recreational Services		EQUALIZED VALUATION BASIS		Transfers From Taxes or Liens	
EDUCATION (excluding schools)		FOR NET DEBT COMPUTATION	357,520,062	Sale for Cash (1981)	70,900.00
Libraries		REAL PROPERTY VALUATIONS		Cancelled, Abated or Adjusted (1981)	41,900.00
Other Educational Services		Code Class # of Parcels % VAL'N	ASSESSED VALUATION	Balance December 31, 1981	102,000.00
STATUTORY EXPENDITURES		1 Vacant Land 2241 6.38	17,861,125.00	CURRENT FINANCES DECEMBER 31, 1981	
Pensions & F. I. C. A.	175,571.35	2 Residential 9286 78.26	219,169,140.00	ASSETS	
Employee Fringe Benefits	82,900.00	3 Farm 237 .90	2,495,500.00	Cash Dec. 31, 1981	1,115,854.19
Other Statutory Expenditures	9,000.00	4a Commercial 363 11.47	32,102,250.00	Taxes Receivable	773,011.94
CETA And Other Public Employment Programs		4b Industrial 7 2.13	5,558,450.00	Tax Title Liens	75,461.53
MUNICIPAL FUNCTIONS TOTAL	3,174,299.00	4c Apartments 3 .86	2,399,950.00	Foreclosed Property	102,000.00
CAPITAL IMPROVEMENTS *MEMO*	35,000.00	Total 12137	279,586,815.00	Emergencies & Other Deferred Charges	456,857.58
DEBT SERVICE		Land Area 29.81 Sq. Miles		State and Federal Aid Receivable	5,038.67
Principal Payments	102,556.35	Net Valuation Taxable-Municipal	284,990,277	Other Receivables	400.00
Interest Payments	183,581.27	Net Valuation Taxable-County	373,016,587	Total	2,528,623.91
DEFERRED CHARGES	12,500.00	State Equalized Valuation	415,601,730	LIABILITIES, RESERVES, AND SURPLUS	
SCHOOL, COUNTY, SPECIAL DISTRICT TAXES	7,050,012.61	State Equalization Ratio	68.19	Cash Liabilities	1,258,671.42
RESERVE FOR UNCOLLECTED TAXES	694,680.54			Reserves for Receivables	950,873.47
EXPENDITURES TOTAL	11,217,629.77			Surplus Dec. 31, 1981	319,079.02
				Total	2,528,623.91

1704

Population 1980 1,547
 Population 1981 1,561
 S & P Rating
 Moody Rating

General Tax Rate Per \$100. 1.18
 State Equalized Tax Rate .69

LOWER ALLOWAYS CREEK - SALEM CO.

Form of Government:

Township Committee

Number of Members on Governing Body - 3

PER CAPITA.

Gross Debt
 Net Debt
 Debt Service
 Total Tax Levy 271.96
 Municipal Expenditures 5,030.53

PER CENT:

Gross Debt
 Net Debt
 Tax Levy Collected 94.79
 Tax Levy Cancelled, Abated or Adjusted .55

EXPENDITURES	REVENUES-REALIZED	1981 PROPERTY TAX
GENERAL GOVERNMENT		STATE EQUALIZED TAX RATE
Governing Body & Public Boards		Local District School Taxes
Municipal Clerk		Regional & Consolidated School Tax
Financial Administration 47,600.00	1981 Property Taxes Collected 398,560.91	School Taxes in Municipal Budget
Assessment of Taxes 10,119.11	1981 Payments in Lieu of Taxes 31,124.75	County Taxes .09 417,166.16
Collection of Taxes 15,000.00	Delinquent Tax & Lien Collections 14,850.64	County Library Taxes
Planning, Housing & Development 55,828.49	Business Personalty Replacement Taxes 6,637,067.00	Local Municipal Purpose Taxes
Human Resources 15,000.00	Taxes from Public Utilities	Veteran & Senior Citizen Taxes 19,500.00
Elections	Other Miscellaneous Tax Revenues	Total Taxes far Rate Computation .09 430,666.16
General Administration (other) 3,084,945.88	State Aid Revenues	Special District Taxes
JUDICIARY	Federal Aid Revenues	Bank Corp. Taxes 6,603.00
Municipal Courts 20,540.00	State and Local Fiscal Assistance Act Utilized 43,536.00	Added and Omitted Taxes 764.35
PUBLIC SAFETY	Sale of Acquired Property	Total Taxes Levied - ABSTRACT 424,533.51
Fire Protection 103,430.00	Other Miscellaneous Revenues	Total Taxes Billed 420,471.83
Police Protection 443,552.54	Total 9,930,371.62	1981 TAXES COLLECTED 398,560.91
Civil Defense & Disaster Control 18,000.00	Prior Years Surplus Appropriated	1981 Taxes Cancelled, Abated or Adjusted -2,329.39
Environmental Inspection & Control 13,800.00	REVENUES TOTAL 9,936,371.62	Transfer to Tax Title Liens or Foreclosed
Other Public Safety	Reserve For Uncollected Taxes 75,219.56	Balance Outstanding Dec. 31, 1981 24,240.31
PUBLIC WORKS	CAPITAL OUTLAY TOTAL 234,655.89	PRIOR YEARS TAXES OUTSTANDING
Streets and Drainage 652,408.99	Public Enterprises	Balance January 1, 1981 31,226.78
Sewers and Sewage Processing 78,000.00	Recreation—Culture 16,581.73	Collected in 1981 31,124.75
Garbage and Trash Disposal 61,568.05	Public Works 1,906.00	Cancelled, Abated or Adjusted 1981
Public Buildings and Grounds 178,700.00	Buildings and Grounds 216,168.16	Transfers to Tax Title Liens or Foreclosed
Other Public Works 104,094.16	Library and Education	Balance December 31, 1981 104.03
HEALTH and WELFARE	Conservation	TAX TITLE LIENS OUTSTANDING
Health Services Except Environmental 37,000.00	All Other	Balance January 1, 1981
Welfare-Public Assistance 5,450.00		Transfer From Taxes
Hospitals, Clinics, First Aid 350,000.00		Redeemed in 1981
Animal, Insect, & Rodent Control 129,900.00		Cancelled, Abated or Adjusted (1981)
Other Welfare Services		Transfers to Foreclosed Property
RECREATION and CONSERVATION		Balance December 31, 1981
Beaches and Boardwalks		PROPERTY ACQUIRED BY DEED OR FORECLOSURE
Parks, Playgrounds, Shade Trees		Balance January 1, 1981 2,550.00
Land Reclamation & Conservation		Transfers From Taxes or Liens
Other Recreational Services 1,827,225.42		Sale for Cash (1981)
EDUCATION (excluding schools)		Cancelled, Abated or Adjusted (1981)
Libraries 7,000.00		Balance December 31, 1981 2,550.00
Other Educational Services 544,998.08		CURRENT FINANCES DECEMBER 31, 1981
STATUTORY EXPENDITURES		ASSETS
Pensions & F. I. C. A. 135,839.99		Cash Dec. 31, 1981 28,256,265.09
Employee Fringe Benefits 76,156.92		Taxes Receivable 24,344.34
Other Statutory Expenditures 12,000.00		Tax Title Liens
CETA And Other Public Employment Programs		Foreclosed Property 2,550.00
MUNICIPAL FUNCTIONS TOTAL 8,675,758.53		Emergencies & Other Deferred Charges 121,842.60
CAPITAL IMPROVEMENTS *MEMO* 193,074.00		State and Federal Aid Receivable
DEBT SERVICE		Other Receivables 1,251.52
Principal Payments		Total 28,446,253.75
Interest Payments		LIABILITIES, RESERVES, AND SURPLUS
DEFERRED CHARGES 38,282.00		Cash Liabilities 1,907,215.15
SCHOOL, COUNTY, SPECIAL DISTRICT TAXES 417,166.16		Reserves for Receivables 28,145.86
RESERVE FOR UNCOLLECTED TAXES 75,219.56		Surplus Dec. 31, 1981 26,510,892.74
EXPENDITURES TOTAL 9,206,426.25		Total 28,446,253.75
	REAL PROPERTY VALUATIONS	
	Code Class # of Parcels % VAL'N	
	1 Vacant Land 249 2.52	ASSESSED VALUATION
	2 Residential 373 21.64	876,700.00
	3 Farm 506 17.70	7,537,750.00
	4a Commercial 11 .69	6,167,040.00
	4b Industrial 1 57.45	238,600.00
	4c Apartments	20,007,800.00
	Total 1140	34,827,850.00
	Land Area 47.70 Sq. Miles	
	Net Valuation Taxable-Municipal 35,568,431	
	Net Valuation Taxable-County 52,802,722	
	State Equalized Valuation 60,183,944	
	State Equalization Ratio 58.59	

0317

Population 1980 5,236
 Population 1981 5,239
 S & P Rating
 Moody Rating

General Tax Rate Per \$100. 2.50
 State Equalized Tax Rate 2.08

LUMBERTON TOWNSHIP - BURLINGTON CO.**Form of Government:****Township Committee****Number of Members on Governing Body - 3****PER CAPITA:**

Gross Debt 35.54
 Net Debt 25.39
 Debt Service
 Total Tax Levy 407.26
 Municipal Expenditures 312.36

PER CENT:

Gross Debt .21
 Net Debt .15
 Tax Levy Collected 94.40
 Tax Levy Cancelled, Abated or Adjusted .35

EXPENDITURES		REVENUES-REALIZED		1981 PROPERTY TAX	
GENERAL GOVERNMENT				STATE EQUALIZED TAX RATE	
Governing Body & Public Boards		1981 Property Taxes Collected	2,018,851.06	Local District School Taxes .81	826,088.00
Municipal Clerk		1981 Payments in Lieu of Taxes		Regional & Consolidated School Tax .63	639,923.92
Financial Administration	23,750.00	Delinquent Tax & Lien Collections	118,969.41	School Taxes in Municipal Budget	
Assessment of Taxes	15,950.00	Business Personalty Replacement Taxes	90,982.00	County Taxes .53	546,430.25
Collection of Taxes	10,500.00	Taxes from Public Utilities	785,519.00	County Library Taxes .03	30,463.88
Planning, Housing & Development	29,200.00	Other Miscellaneous Tax Revenues		Local Municipal Purpose Taxes .07	76,400.00
Human Resources		State Aid Revenues	35,061.29	Veteran & Senior Citizen Taxes	29,450.00
Elections		Federal Aid Revenues		Total Taxes for Rate Computation 2.07	2,148,756.05
General Administration (other)	263,200.00	State and Local Fiscal Assistance Act Utilized	74,448.00	Special District Taxes	
JUDICIARY		Sale of Acquired Property		Bank Corp. Taxes	2,476.01
Municipal Courts	37,170.00	Other Miscellaneous Revenues	316,539.96	Added and Omitted Taxes	11,837.51
PUBLIC SAFETY		Total	3,440,410.72	Total Taxes Levied - ABSTRACT	2,133,619.57
Fire Protection	73,350.00	Prior Years Surplus Appropriated	720,000.00	Total Taxes Billed	2,138,616.75
Police Protection	400,000.00	REVENUES TOTAL	4,160,410.72	1981 TAXES COLLECTED	2,018,891.06
Civil Defense & Disaster Control	3,800.00	Reserve For Uncollected Taxes	223,437.00	1981 Taxes Cancelled, Abated or Adjusted	7,577.50
Environmental Inspection & Control	22,570.60			Transfer to Tax Title Liens or Foreclosed	65.00
Other Public Safety		CAPITAL OUTLAY TOTAL	145,704.04	Balance Outstanding Dec. 31, 1981	112,083.19
PUBLIC WORKS				PRIOR YEARS TAXES OUTSTANDING	
Streets and Drainage	175,300.00	Public Enterprises		Balance January 1, 1981	119,022.63
Sewers and Sewage Processing	3,000.00	Recreation—Culture		Collected in 1981	118,969.41
Garbage and Trash Disposal	129,100.00	Public Works		Cancelled, Abated or Adjusted 1981	
Public Buildings and Grounds	80,050.00	Buildings and Grounds	145,704.04	Transfers to Tax Title Liens or Foreclosed	
Other Public Works	8,685.00	Library and Education		Balance December 31, 1981	53.22
HEALTH and WELFARE		Conservation		TAX TITLE LIENS OUTSTANDING	
Health Services Except Environmental	1,300.00	All Other		Balance January 1, 1981	147.96
Welfare-Public Assistance	3,200.00			Transfer From Taxes	65.00
Hospitals, Clinics, First Aid		CAPITAL DEBT AUTHORIZED, DECEMBER 31, 1981		Redeemed in 1981	
Animal, Insect, & Rodent Control	11,758.00	ISSUED AND UNISSUED		Cancelled, Abated or Adjusted (1981)	
Other Welfare Services		School	48,195	Transfers to Foreclosed Property	
RECREATION and CONSERVATION		Self-liquidating		Balance December 31, 1981	212.96
Beaches and Boardwalks		Other	138,000	PROPERTY ACQUIRED BY DEED OR FORECLOSURE	
Parks, Playgrounds, Shade Trees	21,625.00	Total	186,195	Balance January 1, 1981	4,800.00
Land Reclamation & Conservation				Transfers From Taxes or Liens	
Other Recreational Services	2,000.00	ISSUED AND OUTSTANDING		Sale for Cash (1981)	
EDUCATION (excluding schools)		School	48,195.97	Cancelled, Abated or Adjusted (1981)	
Libraries		Self-liquidating		Balance December 31, 1981	4,800.00
Other Educational Services		Other	138,000.00	CURRENT FINANCES DECEMBER 31, 1981	
STATUTORY EXPENDITURES		Total	186,195.97	ASSETS	
Pensions & F. I. C. A.	89,000.00	EQUALIZED VALUATION BASIS FOR NET DEBT COMPUTATION	88,357,730	Cash Dec. 31, 1981	1,611,834.45
Employee Fringe Benefits		REAL PROPERTY VALUATIONS		Taxes Receivable	112,136.41
Other Statutory Expenditures	3,500.00	Code Class # of Parcels % VAL'N		Tax Title Liens	212.96
CETA And Other Public Employment Programs		1 Vacant Land 65 1.20	1,006,580.00	Foreclosed Property	4,800.00
MUNICIPAL FUNCTIONS TOTAL	1,408,008.60	2 Residential 1037 49.33	41,529,400.00	Emergencies & Other Deferred Charges	45.60
CAPITAL IMPROVEMENTS *MEMO*		3 Farm 200 7.07	5,946,642.00	State and Federal Aid Receivable	
DEBT SERVICE		4a Commercial 111 29.96	25,223,700.00	Other Receivables	35,864.53
Principal Payments		4b Industrial 7 2.37	1,998,800.00	Total	1,964,893.95
Interest Payments		4c Apartments 7 10.07	8,476,200.00	LIABILITIES, RESERVES, AND SURPLUS	
DEFERRED CHARGES	5,000.00	Total	84,181,322.00	Cash Liabilities	741,853.04
SCHOOL, COUNTY, SPECIAL DISTRICT TAXES	2,042,906.05	Land Area 13.34 Sq. Miles		Reserves for Receivables	149,224.60
RESERVE FOR UNCOLLECTED TAXES	223,437.00	Net Valuation Taxable-Municipal	85,071,169	Surplus Dec. 31, 1981	1,073,816.31
EXPENDITURES TOTAL	3,679,351.65	Net Valuation Taxable-County	91,246,092	Total	1,964,893.95
		State Equalized Valuation	102,118,145		
		State Equalization Ratio	83.16		

Population 1980 20,326
 Population 1981 20,344
 S & P Rating
 Moody Rating

General Tax Rate Per \$100.

1.86

State Equalized Tax Rate

1.71

LYNDHURST TOWNSHIP — BERGEN CO.

Form of Government:

Commission (1911)

Number of Members on Governing Body — 5

PER CAPITA

Gross Debt 292.50
 Net Debt 99.34
 Debt Service 4.23
 Total Tax Levy 519.74
 Municipal Expenditures 293.77

PER CENT

Gross Debt 1.09
 Net Debt .57
 Tax Levy Collected 96.99
 Tax Levy Cancelled, Abated or Adjusted .02

EXPENDITURES		REVENUES-REALIZED		1981 PROPERTY TAX	
GENERAL GOVERNMENT		1981 Property Taxes Collected		STATE EQUALIZED TAX RATE → .83	
Governing Body & Public Boards	45,282.62	10,294,039.54		Local District School Taxes	5,072,468.50
Municipal Clerk	9,000.00	1981 Payments in Lieu of Taxes		Regional & Consolidated School Tax	
Financial Administration	280,598.85	Delinquent Tax & Lien Collections		School Taxes in Municipal Budget	
Assessment of Taxes	85,342.15	Business Personalty Replacement Taxes		County Taxes	2,106,928.53
Collection of Taxes	7,410.00	Taxes from Public Utilities		County Library Taxes	
Planning, Housing & Development	9,646.34	Other Miscellaneous Tax Revenues		Local Municipal Purpose Taxes	3,216,835.19
Human Resources	375,859.08	State Aid Revenues		Veteran & Senior Citizen Taxes	222,300.00
Elections		Federal Aid Revenues		Total Taxes for Rate Computation	1.71 10,628,532.22
General Administration (other)	55,000.00	State and Local Fiscal Assistance Act Utilized		Special District Taxes	
JUDICIARY		Sale of Acquired Property		Bank Corp. Taxes	16,574.71
Municipal Courts	55,220.00	Other Miscellaneous Revenues		Added and Omitted Taxes	160,772.60
PUBLIC SAFETY		Total		Total Taxes Levied - ABSTRACT	10,573,579.53
Fire Protection	1,445,579.01	Prior Years Surplus Appropriated		Total Taxes Billed	10,613,050.67
Police Protection	10,531.11	REVENUES TOTAL		1981 TAXES COLLECTED	10,254,035.54
Civil Defense & Disaster Control	114,660.00	Reserve For Uncollected Taxes		1981 Taxes Cancelled, Abated or Adjusted	2,515.24
Environmental Inspection & Control		CAPITAL OUTLAY TOTAL		Transfer to Tax Title Liens or Foreclosed	6,513.72
Other Public Safety		510,928.90		Balance Outstanding Dec. 31, 1981	309,982.17
PUBLIC WORKS		Public Enterprises		PRIOR YEARS TAXES OUTSTANDING	
Streets and Drainage	445,720.42	Recreation—Culture		Balance January 1, 1981	250,533.20
Sewers and Sewage Processing	312,317.12	Public Works		Collected in 1981	176,649.17
Garbage and Trash Disposal	275,000.00	Buildings and Grounds		Cancelled, Abated or Adjusted 1981	39.12
Public Buildings and Grounds	45,000.00	Library and Education		Transfers to Tax Title Liens or Foreclosed	885.64
Other Public Works	17,331.50	Conservation		Balance December 31, 1981	112,959.27
HEALTH and WELFARE		All Other		TAX TITLE LIENS OUTSTANDING	
Health Services Except Environmental	96,525.00	CAPITAL DEBT AUTHORIZED, DECEMBER 31, 1981		Balance January 1, 1981	26,516.06
Welfare-Public Assistance	21,831.04	ISSUED AND UNISSUED GROSS DEBT NET DEBT		Transfer From Taxes	7,490.84
Hospitals, Clinics, First Aid		School 337,000		Redeemed in 1981	
Animal, Insect, & Rodent Control		Self-liquidating 3,592,704		Cancelled, Abated or Adjusted (1981)	
Other Welfare Services		Other 2,021,000		Transfers to Foreclosed Property	686.27
RECREATION and CONSERVATION		Total 5,950,704		Balance December 31, 1981	33,320.63
Beaches and Boardwalks	152,895.50	ISSUED AND OUTSTANDING		PROPERTY ACQUIRED BY DEED OR	
Parks, Playgrounds, Shade Trees		School 337,000.00		FORECLOSURE	
Land Reclamation & Conservation	27,883.34	Self-liquidating 120,000.00		Balance January 1, 1981	7,577,918.73
Other Recreational Services		Other 1,645,000.00		Transfers From Taxes or Liens	686.27
EDUCATION (excluding schools)		Total 2,102,000.00		Sale for Cash (1981)	18,305.00
Libraries	183,000.00	EQUALIZED VALUATION BASIS		Cancelled, Abated or Adjusted (1981)	
Other Educational Services		FOR NET DEBT COMPUTATION		Balance December 31, 1981	7,560,300.00
STATUTORY EXPENDITURES		REAL PROPERTY VALUATIONS		CURRENT FINANCES DECEMBER 31, 1981	
Pensions & F. I. C. A.	382,346.52	Code Class # of Parcels % VAL'N ASSESSED VALUATION		ASSETS	
Employee Fringe Benefits	112,500.00	1 Vacant Land 197 5.15 28,784,200.00		Cash Dec. 31, 1981	984,244.56
Other Statutory Expenditures	8,000.00	2 Residential 4768 57.66 322,328,300.00		Taxes Receivable	422,941.44
CETA And Other Public Employment Programs	90,000.00	3 Farm 46,878,600.00		Tax Title Liens	33,320.63
MUNICIPAL FUNCTIONS TOTAL	4,684,499.60	4a Commercial 307 8.39 46,878,600.00		Foreclosed Property	7,560,300.00
CAPITAL IMPROVEMENTS *MEMO*	18,000.00	4b Industrial 100 26.36 147,375,100.00		Emergencies & Other Deferred Charges	155,495.25
DEBT SERVICE		4c Apartments 51 2.44 13,641,800.00		State and Federal Aid Receivable	15,298.32
Principal Payments	85,988.38	Total 5423 559,008,000.00		Other Receivables	8,535.75
Interest Payments		Land Area 4.70 Sq. Miles		Total	9,220,135.55
DEFERRED CHARGES	776,335.76	Net Valuation Taxable-Municipal		LIABILITIES, RESERVES, AND SURPLUS	
SCHOOL, COUNTY, SPECIAL DISTRICT TAXES	7,179,397.03	Net Valuation Taxable-County		Cash Liabilities	210,093.60
RESERVE FOR UNCOLLECTED TAXES	429,573.03	State Equalized Valuation		Reserves for Receivables	8,025,097.82
EXPENDITURES TOTAL	13,155,793.80	State Equalization Ratio		Surplus Dec. 31, 1981	984,944.33
				Total	9,220,135.55

1417

Population 1980 15,357
 Population 1981 15,547
 S & P Rating
 Moody Rating AA

General Tax Rate Per \$100. 6.71
 State Equalized Tax Rate 2.33

MADISON BOROUGH - MORRIS COUNTY
Form of Government:
Borough Council
Number of Members on Governing Body - 6

PER CAPITA:
 Gross Debt 605.67
 Net Debt 339.74
 Debt Service 25.63
 Total Tax Levy 703.48
 Municipal Expenditures 364.74

PER CENT:
 Gross Debt 2.34
 Net Debt 1.31
 Tax Levy Collected 97.80
 Tax Levy Cancelled, Abated or Adjusted .45

EXPENDITURES		REVENUES-REALIZED		1981 PROPERTY TAX	
GENERAL GOVERNMENT				STATE EQUALIZED TAX RATE	
Governing Body & Public Boards		1981 Property Taxes Collected	10,686,442.60	Local District School Taxes	1.46 6,828,086.75
Municipal Clerk		1981 Payments in Lieu of Taxes		Regional & Consolidated School Tax	
Financial Administration	45,060.00	Delinquent Tax & Lien Collections	171,540.01	School Taxes in Municipal Budget	
Assessment of Taxes	48,915.00	Business Personalty Replacement Taxes	169,544.00	County Taxes	.35 1,625,681.37
Collection of Taxes	31,515.00	Taxes from Public Utilities	394,055.00	County Library Taxes	
Planning, Housing & Development	51,223.36	Other Miscellaneous Tax Revenues		Local Municipal Purpose Taxes	.52 2,431,807.32
Human Resources		State Aid Revenues	456,122.80	Veteran & Senior Citizen Taxes	96,550.00
Elections	4,958.00	Federal Aid Revenues	17,200.00	Total Taxes for Rate Computation	2.33 10,982,525.44
General Administration (other)	474,523.67	State and Local Fiscal Assistance Act Utilized	132,926.54	Special District Taxes	
JUDICIARY		Sale of Acquired Property		Bank Corp. Taxes	17,977.62
Municipal Courts	39,406.00	Other Miscellaneous Revenues	1,404,656.33	Added and Omitted Taxes	33,523.44
PUBLIC SAFETY		Total	13,492,527.68	Total Taxes Levied - ABSTRACT	10,937,076.50
Fire Protection	290,298.84	Prior Years Surplus Appropriated	695,277.00	Total Taxes Billed	10,926,759.37
Police Protection	1,044,037.00	REVENUES TOTAL	14,187,804.68	1981 TAXES COLLECTED	10,686,442.60
Civil Defense & Disaster Control	500.00	Reserve For Uncollected Taxes	439,235.77	1981 Taxes Cancelled, Abated or Adjusted	49,437.16
Environmental Inspection & Control	27,714.00	CAPITAL OUTLAY TOTAL	777,158.65	Transfer to Tax Title Liens or Foreclosed	3,717.34
Other Public Safety				Balance Outstanding Dec. 31, 1981	187,162.27
PUBLIC WORKS				PRIOR YEARS TAXES OUTSTANDING	
Streets and Drainage	97,400.00	Public Enterprises	49,007.18	Balance January 1, 1981	178,539.37
Sewers and Sewage Processing	235,092.79	Recreation—Culture	56.87	Collected in 1981	171,540.01
Garbage and Trash Disposal	356,076.17	Public Works	651,051.90	Cancelled, Abated or Adjusted 1981	
Public Buildings and Grounds	51,735.00	Buildings and Grounds	75,555.11	Transfers to Tax Title Liens or Foreclosed	3,512.36
Other Public Works	622,637.00	Library and Education	1,407.59	Balance December 31, 1981	3,487.00
HEALTH and WELFARE		Conservation		TAX TITLE LIENS OUTSTANDING	
Health Services Except Environmental	375,165.65	All Other		Balance January 1, 1981	
Welfare-Public Assistance	23,250.00	CAPITAL DEBT AUTHORIZED, DECEMBER 31, 1981		Transfer From Taxes	7,732.02
Hospitals, Clinics, First Aid		ISSUED AND UNISSUED		Redeemed in 1981	
Animal, Insect, & Rodent Control	7,410.00	School	1,939,500	Cancelled, Abated or Adjusted (1981)	
Other Welfare Services	2,150.00	Self-liquidating	2,146,624	Transfers to Foreclosed Property	
RECREATION and CONSERVATION		Other	5,330,300	Balance December 31, 1981	7,732.02
Beaches and Boardwalks		Total	9,416,424	PROPERTY ACQUIRED BY DEED OR FORECLOSURE	
Parks, Playgrounds, Shade Trees				Balance January 1, 1981	73,850.00
Land Reclamation & Conservation	425.00	ISSUED AND OUTSTANDING		Transfers From Taxes or Liens	
Other Recreational Services	73,742.25	School	1,939,500.00	Sale for Cash (1981)	
EDUCATION (excluding schools)		Self-liquidating	2,023,144.06	Cancelled, Abated or Adjusted (1981)	
Libraries	321,284.00	Other	4,177,855.54	Balance December 31, 1981	73,850.00
Other Educational Services	12,250.00	Total	6,140,500.00	CURRENT FINANCES DECEMBER 31, 1981	
STATUTORY EXPENDITURES		EQUALIZED VALUATION BASIS FOR NET DEBT COMPUTATION	402,252,652	ASSETS	
Pensions & F. I. C. A.	383,805.81	REAL PROPERTY VALUATIONS		Cash Dec. 31, 1981	1,080,641.28
Employee Fringe Benefits	110,550.00	Code Class # of Parcels % VAL'N		Taxes Receivable	190,649.27
Other Statutory Expenditures	10,740.00	1 Vacant Land 236 3.26		Tax Title Liens	7,732.02
CETA And Other Public Employment Programs		2 Residential 3703 76.21		Foreclosed Property	73,850.00
MUNICIPAL FUNCTIONS TOTAL	4,785,864.54	3 Farm 2 .01		Emergencies & Other Deferred Charges	39,382.05
CAPITAL IMPROVEMENTS *MEMU*	70,000.00	4a Commercial 172 16.65		State and Federal Aid Receivable	27,746.95
DEBT SERVICE		4b Industrial 3 .10		Other Receivables	46,804.48
Principal Payments	210,000.00	4c Apartments 18 3.77		Total	1,466,806.05
Interest Payments	186,479.13	Total 4134	154,663,670.00	LIABILITIES, RESERVES, AND SURPLUS	
DEFERRED CHARGES	46,957.09	Land Area 4.20 Sq. Miles		Cash Liabilities	562,988.25
SCHOOL, COUNTY, SPECIAL DISTRICT TAXES	8,453,768.12	Net Valuation Taxable-Municipal	162,343,307	Reserves for Receivables	310,512.21
RESERVE FOR UNCOLLECTED TAXES	439,235.77	Net Valuation Taxable-County	488,782,444	Surplus Dec. 31, 1981	593,305.59
EXPENDITURES TOTAL	14,124,304.65	State Equalized Valuation	452,335,587	Total	1,466,806.05
		State Equalization Ratio	34.79		

Population 1980 4,881
 Population 1981 4,680
 S & P Rating
 Moody Rating

General Tax Rate Per \$100. 3.93
 State Equalized Tax Rate 3.25

MAGNOLIA BOROUGH - CAMDEN COUNTY

Form of Government:

Borough Council

Number of Members on Governing Body - 6

PER CAPITA
 Gross Debt 276.94
 Net Debt 211.40
 Debt Service 35.75
 Total Tax Levy 430.89
 Municipal Expenditures 204.58

PER CENT.
 Gross Debt 2.21
 Net Debt 1.69
 Tax Levy Collected 95.43
 Tax Levy Cancelled, Abated or Adjusted .12

EXPENDITURES		REVENUES-REALIZED		1981 PROPERTY TAX	
GENERAL GOVERNMENT				STATE EQUALIZED TAX RATE	
Governing Body & Public Boards	3,750.00	1981 Property Taxes Collected	2,045,573.24	Local District School Taxes .91	599,733.23
Municipal Clerk	11,581.00	1981 Payments in Lieu of Taxes		Regional & Consolidated School Tax .24	352,039.39
Financial Administration	18,184.00	Delinquent Tax & Lien Collections	63,009.08	School Taxes in Municipal Budget	
Assessment of Taxes	8,215.00	Business Personalty Replacement Taxes	34,775.56	County Taxes 1.15 *	750,991.38
Collection of Taxes	21,278.00	Taxes from Public Utilities	264,374.00	County Library Taxes .03	16,969.04
Planning, Housing & Development	2,900.00	Other Miscellaneous Tax Revenues		Local Municipal Purpose Taxes .03	413,500.00
Human Resources		State Aid Revenues	61,507.68	Veteran & Senior Citizen Taxes	54,250.00
Elections	3,921.00	Federal Aid Revenues		Total Taxes for Rate Computation 3.26	2,193,483.04
General Administration (other)	90,571.00	State and Local Fiscal Assistance Act Utilized	46,640.00	Special District Taxes	
JUDICIARY		Sole of Acquired Property		Bank Corp. Taxes	138.73
Municipal Courts	10,708.00	Other Miscellaneous Revenues	73,742.06	Added and Omitted Taxes	2,426.30
PUBLIC SAFETY		Total	2,589,641.62	Total Taxes Levied - ABSTRACT	2,141,798.07
Fire Protection	34,770.00	Prior Years Surplus Appropriated	191,000.00	Total Taxes Billed	2,143,607.78
Police Protection	170,296.04	REVENUES TOTAL	2,780,641.62	1981 TAXES COLLECTED	2,045,573.24
Civil Defense & Disaster Control	125.00	Reserve For Uncollected Taxes	94,126.63	1981 Taxes Cancelled, Abated or Adjusted	2,525.64
Environmental Inspection & Control	6,965.00	CAPITAL OUTLAY	50,775.76	Transfer to Tax Title Liens or Foreclosed	15,079.09
Other Public Safety		TOTAL	50,775.76	Balance Outstanding Dec. 31, 1981	80,429.81
PUBLIC WORKS				PRIOR YEARS TAXES OUTSTANDING	
Streets and Drainage	126,875.65	Public Enterprises		Balance January 1, 1981	57,128.63
Sewers and Sewage Processing		Recreation—Culture		Collected in 1981	56,015.92
Garbage and Trash Disposal	80,940.00	Public Works	50,775.76	Cancelled, Abated or Adjusted 1981	317.56
Public Buildings and Grounds	21,127.00	Buildings and Grounds		Transfers to Tax Title Liens or Foreclosed	247.94
Other Public Works	2,739.00	Library and Education		Balance December 31, 1981	547.21
HEALTH and WELFARE		Conservation		TAX TITLE LIENS OUTSTANDING	
Health Services Except Environmental	2,949.00	All Other		Balance January 1, 1981	36,461.13
Welfare-Public Assistance	5,533.00	CAPITAL DEBT AUTHORIZED, DECEMBER 31, 1981		Transfer From Taxes	15,354.21
Hospitals, Clinics, First Aid		ISSUED AND UNISSUED		Redeemed in 1981	6,993.16
Animal, Insect, & Rodent Control	2,160.00	GROSS DEBT	311,419	Cancelled, Abated or Adjusted (1981)	
Other Welfare Services		School		Transfers to Foreclosed Property	
RECREATION and CONSERVATION		Self-liquidating	1,040,049	Balance December 31, 1981	44,822.18
Beaches and Boardwalks		Other	1,351,469	PROPERTY ACQUIRED BY DEED OR FORECLOSURE	
Parks, Playgrounds, Shade Trees	6,840.00	Total	1,351,469	Balance January 1, 1981	45,550.00
Land Reclamation & Conservation		ISSUED AND OUTSTANDING		Transfers From Taxes or Liens	
Other Recreational Services		School	236,814.45	Sale for Cash (1981)	
EDUCATION (excluding schools)		Self-Liquidating		Cancelled, Abated or Adjusted (1981)	
Libraries	1,300.00	Other	864,252.86	Balance December 31, 1981	45,550.00
Other Educational Services		Total	1,101,067.31	CURRENT FINANCES DECEMBER 31, 1981	
STATUTORY EXPENDITURES		EQUALIZED VALUATION BASIS		ASSETS	
Pensions & F. I. C. A.	37,100.00	FOR NET DEBT COMPUTATION	61,050,602	Cash Dec. 31, 1981	698,250.07
Employee Fringe Benefits	16,788.00	REAL PROPERTY VALUATIONS		Taxes Receivable	80,977.02
Other Statutory Expenditures	2,950.00	Code Class # of Parcels % VAL'N		Tax Title Liens	44,622.18
CETA And Other Public Employment Programs	1,500.00	1 Vacant Land 253 3.17	1,712,380.00	Foreclosed Property	45,550.00
MUNICIPAL FUNCTIONS		2 Residential 1317 72.84	39,375,850.00	Emergencies & Other Deferred Charges	4,760.00
CAPITAL IMPROVEMENTS *MEMU*	1,600.00	3 Farm		State and Federal Aid Receivable	
DEBT SERVICE		4a Commercial 75 8.63	4,666,560.00	Other Receivables	10,357.31
Principal Payments	68,954.85	4b Industrial 5 9.64	5,209,200.00	Total	884,716.58
Interest Payments	105,521.20	4c Apartments 5 5.72	3,091,600.00	LIABILITIES, RESERVES, AND SURPLUS	
		Total 1655	54,055,530.00	Cash Liabilities	400,495.06
DEFERRED CHARGES		Land Area .98 Sq. Miles		Reserves for Receivables	181,706.51
SCHOOL, COUNTY, SPECIAL DISTRICT TAXES	1,725,733.04	Net Valuation Taxable-Municipal	54,413,247	Surplus Dec. 31, 1981	302,515.01
RESERVE FOR UNCOLLECTED TAXES	94,136.63	Net Valuation Taxable-County	63,104,379	Total	884,716.58
EXPENDITURES TOTAL	2,724,106.48	State Equalized Valuation	65,673,727		
		State Equalization Ratio	82.76		

0233

Population 1980 12,127

Population 1981 12,357

S & P Rating

Moody Rating A-1

General Tax Rate Per \$100.

2.87

State Equalized Tax Rate

1.78

MAHWAH TOWNSHIP - BERGEN COUNTY

Form of Government:

Township Committee

Number of Members on Governing Body - 5

PER CAPITA:

Gross Debt 1,884.52

Net Debt 165.96

Debt Service 16.08

Total Tax Levy 831.95

Municipal Expenditures 411.00

PER CENT:

Gross Debt 4.56

Net Debt .40

Tax Levy Collected 96.37

Tax Levy Cancelled, Abated
or Adjusted .06

EXPENDITURES		REVENUES-REALIZED		1981 PROPERTY TAX	
GENERAL GOVERNMENT				STATE EQUALIZED TAX RATE \rightarrow 1.22	
Governing Body & Public Boards		1981 Property Taxes Collected	9,899,718.68	Local District School Taxes	6,586,539.00
Municipal Clerk		1981 Payments in Lieu of Taxes		Regional & Consolidated School Tax	
Financial Administration	45,215.00	Delinquent Tax & Lien Collections	457,922.48	School Taxes in Municipal Budget	
Assessment of Taxes	40,610.00	Business Personalty Replacement Taxes	416,432.76	County Taxes	1,569,723.69
Collection of Taxes	48,294.00	Taxes from Public Utilities	1,630,095.72	County Library Taxes	
Planning, Housing & Development	67,633.00	Other Miscellaneous Tax Revenues		Local Municipal Purpose Taxes	1,200,000.00
Human Resources	4,900.00	State Aid Revenues	147,462.05	Veteran & Senior Citizen Taxes	73,500.00
Elections		Federal Aid Revenues	138,263.32	Total Taxes for Rate Computation	10,230,162.69
General Administration (other)	654,990.00	State and Local Fiscal Assistance Act Utilized		Special District Taxes	
JUDICIARY		Sale of Acquired Property		Bank Corp. Taxes	7,500.20
Municipal Courts	39,325.00	Other Miscellaneous Revenues	679,048.58	Added and Omitted Taxes	116,224.30
PUBLIC SAFETY		Total	13,368,543.59	Total Taxes Levied - ABSTRACT	10,280,387.19
Fire Protection	145,889.00	Prior Years Surplus Appropriated	1,154,467.00	Total Taxes Billed	10,272,886.59
Police Protection	1,260,234.00	REVENUES TOTAL	14,523,410.59	1981 TAXES COLLECTED	9,859,718.68
Civil Defense & Disaster Control	5,034.00	Reserve For Uncollected Taxes	806,181.51	1981 Taxes Cancelled, Abated or Adjusted	6,321.19
Environmental Inspection & Control	42,360.00	CAPITAL OUTLAY TOTAL	1,597,604.97	Transfer to Tax Title Liens or Foreclosed	8,403.36
Other Public Safety				Balance Outstanding Dec. 31, 1981	358,443.76
PUBLIC WORKS				PRIOR YEARS TAXES OUTSTANDING	
Streets and Drainage	511,216.00	Public Enterprises	667,857.81	Balance January 1, 1981	488,284.33
Sewers and Sewage Processing		Recreation—Culture	24,250.70	Collected in 1981	457,922.48
Garbage and Trash Disposal	429,937.32	Public Works	892,356.02	Cancelled, Abated or Adjusted 1981	744.57
Public Buildings and Grounds	73,895.00	Buildings and Grounds	213,060.44	Transfers to Tax Title Liens or Foreclosed	18,791.43
Other Public Works	87,000.00	Library and Education		Balance December 31, 1981	10,825.45
HEALTH and WELFARE		Conservation		TAX TITLE LIENS OUTSTANDING	
Health Services Except Environmental	85,508.00	All Other		Balance January 1, 1981	70,586.61
Welfare-Public Assistance	16,685.00	CAPITAL DEBT AUTHORIZED, DECEMBER 31, 1981		Transfer From Taxes	29,343.67
Hospitals, Clinics, First Aid		ISSUED AND UNISSUED GROSS DEBT		Redeemed in 1981	
Animal, Insect, & Rodent Control		School 14,002,000		Cancelled, Abated or Adjusted (1981)	14,348.69
Other Welfare Services		Self-liquidating 7,234,325		Transfers to Foreclosed Property	
RECREATION and CONSERVATION		Other 2,050,750	2,050,750	Balance December 31, 1981	85,581.79
Beaches and Boardwalks		Total 23,287,075	2,050,750	PROPERTY ACQUIRED BY DEED OR	
Parks, Playgrounds, Shade Trees	44,480.00			FORECLOSURE	
Land Reclamation & Conservation	2,735.00	ISSUED AND OUTSTANDING		Balance January 1, 1981	170,100.00
Other Recreational Services	2,200.00	School 8,402,000.00		Transfers From Taxes or Liens	
EDUCATION (excluding schools)		Self-Liquidating 7,226,075.00		Sale for Cash (1981)	
Libraries	136,252.00	Other 1,579,750.00		Cancelled, Abated or Adjusted (1981)	
Other Educational Services	5,270.00	Total 17,607,825.00		Balance December 31, 1981	170,100.00
STATUTORY EXPENDITURES		EQUALIZED VALUATION BASIS		CURRENT FINANCES DECEMBER 31, 1981	
Pensions & F. I. C. A.	262,062.00	FOR NET DEBT COMPUTATION	510,231,846	ASSETS	
Employee Fringe Benefits		REAL PROPERTY VALUATIONS		Cash Dec. 31, 1981	2,165,399.77
Other Statutory Expenditures	14,000.00	Code Class # of Parcels % VAL'N		Taxes Receivable	369,269.21
CETA And Other Public Employment Programs	51.94	1 Vacant Land 757 6.74		Tax Title Liens	85,581.79
MUNICIPAL FUNCTIONS TOTAL	4,073,776.26	2 Residential 3159 54.42		Foreclosed Property	170,100.00
CAPITAL IMPROVEMENTS *MEMO*	206,766.49	3 Farm 62 .71		Emergencies & Other Deferred Charges	
DEBT SERVICE		4a Commercial 129 9.79		State and Federal Aid Receivable	5,230.37
Principal Payments	90,000.00	4b Industrial 55 26.31		Other Receivables	1,789.52
Interest Payments	108,743.00	4c Apartments 6 2.03		Total	2,817,371.06
DEFERRED CHARGES		Total 4168		LIABILITIES, RESERVES, AND SURPLUS	
SCHOOL, COUNTY, SPECIAL DISTRICT TAXES	8,950,662.09	Land Area 25.70 Sq. Miles		Cash Liabilities	537,955.48
RESERVE FOR UNCOLLECTED TAXES	806,181.51	Net Valuation Taxable-Municipal	354,728,754	Reserves for Receivables	626,740.52
EXPENDITURES TOTAL	14,035,363.46	Net Valuation Taxable-County	551,569,768	Surplus Dec. 31, 1981	1,652,674.66
		State Equalized Valuation	567,335,697	Total	2,817,371.06
		State Equalization Ratio	61.96		

Population 1980 18,914
 Population 1981 20,630
 S & P Rating
 Moody Rating A-1

General Tax Rate Per \$100. 5.19
 State Equalized Tax Rate 2.26

MANALAPAN TOWNSHIP - MONMOUTH CO.
Form of Government:
Township Committee
Number of Members on Governing Body - 5

PER CAPITA
 Gross Debt 618.03
 Net Debt 259.19
 Debt Service 15.00
 Total Tax Levy 534.24
 Municipal Expenditures 200.70

PER CENT:
 Gross Debt 3.37
 Net Debt 1.41
 Tax Levy Collected 96.35
 Tax Levy Cancelled, Abated or Adjusted .14

EXPENDITURES		REVENUES-REALIZED		1981 PROPERTY TAX	
GENERAL GOVERNMENT				STATE EQUALIZED TAX RATE	
Governing Body & Public Boards	70,900.00	1981 Property Taxes Collected	10,611,034.09	Local District School Taxes	
Municipal Clerk	41,500.00	1981 Payments in Lieu of Taxes		Regional & Consolidated School Tax	1.59
Financial Administration	108,510.00	Delinquent Tax & Lien Collections	340,686.25	School Taxes in Municipal Budget	
Assessment of Taxes	72,745.00	Business Personalty Replacement Taxes	110,137.23	County Taxes	.46
Collection of Taxes	44,525.00	Taxes from Public Utilities	1,360,588.00	County Library Taxes	.02
Planning, Housing & Development	155,760.00	Other Miscellaneous Tax Revenues		Local Municipal Purpose Taxes	.19
Human Resources	3,000.00	State Aid Revenues	110,016.62	Veteran & Senior Citizen Taxes	
Elections	5,500.00	Federal Aid Revenues	9,859.70	Total Taxes for Rate Computation	2.26
General Administration (other)	335,559.00	State and Local Fiscal Assistance Act Utilized	202,572.00	Special District Taxes	
JUDICIARY		Sale of Acquired Property		Bank Corp. Taxes	
Municipal Courts	49,725.00	Other Miscellaneous Revenues	952,903.42	Added and Omitted Taxes	
PUBLIC SAFETY		Total	13,697,837.31	Total Taxes Levied - ABSTRACT	
Fire Protection	800.00	Prior Years Surplus Appropriated	904,900.00	Total Taxes Billed	
Police Protection	985,785.00	REVENUES TOTAL	14,602,737.31	1981 TAXES COLLECTED	
Civil Defense & Disaster Control		Reserve For Uncollected Taxes	425,669.26	1981 Taxes Cancelled, Abated or Adjusted	
Environmental Inspection & Control	160,575.00	CAPITAL OUTLAY TOTAL	909,546.47	Transfer to Tax Title Liens or Foreclosed	
Other Public Safety		Public Enterprises		Balance Outstanding Dec. 31, 1981	
PUBLIC WORKS		Recreation—Culture	11,022.62	PRIOR YEARS TAXES OUTSTANDING	
Streets and Drainage	388,500.00	Public Works	410,842.12	Balance January 1, 1981	
Sewers and Sewage Processing		Buildings and Grounds	487,681.73	Collected in 1981	
Garbage and Trash Disposal	6,500.00	Library and Education		Cancelled, Abated or Adjusted 1981	
Public Buildings and Grounds	127,860.00	Conservation		Transfers to Tax Title Liens or Foreclosed	
Other Public Works		All Other		Balance December 31, 1981	
HEALTH and WELFARE		CAPITAL DEBT AUTHORIZED, DECEMBER 31, 1981		TAX TITLE LIENS OUTSTANDING	
Health Services Except Environmental	120,510.00	ISSUED AND UNISSUED		Balance January 1, 1981	
Welfare-Public Assistance	21,759.00	School		Transfer From Taxes	
Hospitals, Clinics, First Aid	15,000.00	Self-liquidating		Redeemed in 1981	
Animal, Insect, & Rodent Control	6,000.00	Other		Cancelled, Abated or Adjusted (1981)	
Other Welfare Services		Total		Transfers to Foreclosed Property	
RECREATION and CONSERVATION		ISSUED AND OUTSTANDING		Balance December 31, 1981	
Beaches and Boardwalks		School		PROPERTY ACQUIRED BY DEED OR FORECLOSURE	
Parks, Playgrounds, Shade Trees	1,300.00	Self-Liquidating		Balance January 1, 1981	
Land Reclamation & Conservation	750.00	Other		Transfers From Taxes or Liens	
Other Recreational Services	178,065.00	Total		Sale for Cash (1981)	
EDUCATION (excluding schools)		EQUALIZED VALUATION BASIS		Cancelled, Abated or Adjusted (1981)	
Libraries	15,700.00	FOR NET DEBT COMPUTATION		Balance December 31, 1981	
Other Educational Services	9,100.00	REAL PROPERTY VALUATIONS		CURRENT FINANCES DECEMBER 31, 1981	
STATUTORY EXPENDITURES		Code Class # of Parcels % VAL'N		ASSETS	
Pensions & F. I. C. A.	231,246.00	1 Vacant Land 1795 5.80		Cash Dec. 31, 1981	
Employee Fringe Benefits	95,500.00	2 Residential 5554 80.82		Taxes Receivable	
Other Statutory Expenditures	22,300.00	3 Farm 431 3.22		Tax Title Liens	
CETA And Other Public Employment Programs	15,100.00	4a Commercial 135 9.21		Foreclosed Property	
MUNICIPAL FUNCTIONS TOTAL	3,290,074.00	4b Industrial 8 .95		Emergencies & Other Deferred Charges	
CAPITAL IMPROVEMENTS *MEMU*	100,000.00	4c Apartments		State and Federal Aid Receivable	
DEBT SERVICE		Total		Other Receivables	
Principal Payments	160,000.00	Land Area 30.85 Sq. Miles		Total	
Interest Payments	145,358.50	Net Valuation Taxable-Municipal		LIABILITIES, RESERVES, AND SURPLUS	
DEFERRED CHARGES		Net Valuation Taxable-County		Cash Liabilities	
SCHOOL, COUNTY, SPECIAL DISTRICT TAXES	115,285.18	State Equalized Valuation		Reserves for Receivables	
RESERVE FOR UNCOLLECTED TAXES	9,705,757.30	State Equalization Ratio		Surplus Dec. 31, 1981	
EXPENDITURES TOTAL	13,846,144.24			Total	

Population 1980 5,354
Population 1981 5,349
S & P Rating
Moody Rating

General Tax Rate Per \$100. 5.08
State Equalized Tax Rate 1.94

MANASQUAN BOROUGH – MONMOUTH CO.**Form of Government:****Borough Council****Number of Members on Governing Body – 6****PER CAPITA:**

Gross Debt 568.00
Net Debt 175.96
Debt Service 9.34
Total Tax Levy 690.20
Municipal Expenditures 332.76

PER CENT:

Gross Debt 1.84
Net Debt .57
Tax Levy Collected 93.69
Tax Levy Cancelled, Abated or Adjusted .07

EXPENDITURES		REVENUES-REALIZED		1981 PROPERTY TAX	
GENERAL GOVERNMENT				STATE EQUALIZED TAX RATE 1.10	
Governing Body & Public Boards		1981 Property Taxes Collected	3,455,034.14	Local District School Taxes	2,075,724.50
Municipal Clerk	9,330.00	1981 Payments in Lieu of Taxes		Regional & Consolidated School Tax	
Financial Administration	93,654.05	Delinquent Tax & Lien Collections	161,110.04	School Taxes in Municipal Budget	
Assessment of Taxes	20,257.19	Business Personalty Replacement Taxes	44,153.60	County Taxes	926,732.43
Collection of Taxes	5,586.61	Taxes from Public Utilities	281,411.00	County Library Taxes	33,726.25
Planning, Housing & Development		Other Miscellaneous Tax Revenues		Local Municipal Purpose Taxes	626,048.60
Human Resources	915.00	State Aid Revenues	42,689.65	Veteran & Senior Citizen Taxes	68,250.00
Elections	129,168.00	Federal Aid Revenues	19,920.97	Total Taxes for Rate Computation	3,730,481.76
General Administration (other)		State and Local Fiscal Assistance Act Utilized	55,545.35	Special District Taxes	
JUDICIARY		Sale of Acquired Property	4,600.00	Bank Corp. Taxes	4,526.84
Municipal Courts	23,769.26	Other Miscellaneous Revenues	385,136.57	Added and Omitted Taxes	25,096.65
PUBLIC SAFETY		Total	4,449,601.32	Total Taxes Levied - ABSTRACT	3,691,855.27
Fire Protection	42,785.04	Prior Years Surplus Appropriated	261,000.00	Total Taxes Billed	3,687,746.29
Police Protection	515,544.02	REVENUES	4,710,601.32	1981 TAXES COLLECTED	3,455,034.14
Civil Defense & Disaster Control	4,032.13	Reserve For Uncollected Taxes	207,507.54	1981 Taxes Cancelled, Abated or Adjusted	2,551.58
Environmental Inspection & Control	35,513.35	CAPITAL OUTLAY	187,721.42	Transfer to Tax Title Liens or Foreclosed	3,185.32
Other Public Safety		Total		Balance Outstanding Dec. 31, 1981	220,975.25
PUBLIC WORKS				PRIOR YEARS TAXES OUTSTANDING	
Streets and Drainage	171,427.06	Public Enterprises	275.00	Balance January 1, 1981	163,859.79
Sewers and Sewage Processing	155,823.00	Recreation—Culture	65,079.63	Collected in 1981	161,110.04
Garbage and Trash Disposal	27,438.16	Public Works	122,366.79	Cancelled, Abated or Adjusted 1981	
Public Buildings and Grounds	6,763.67	Buildings and Grounds		Transfers to Tax Title Liens or Foreclosed	2,722.86
Other Public Works		Library and Education		Balance December 31, 1981	26.89
HEALTH and WELFARE		Conservation		TAX TITLE LIENS OUTSTANDING	
Health Services Except Environmental	2,350.00	All Other		Balance January 1, 1981	
Welfare-Public Assistance	2,910.42	CAPITAL DEBT AUTHORIZED, DECEMBER 31, 1981		Transfer From Taxes	6,342.39
Hospitals, Clinics, First Aid		ISSUED AND UNISSUED		Redeemed in 1981	
Animal, Insect, & Rodent Control		GROSS DEBT		Cancelled, Abated or Adjusted (1981)	
Other Welfare Services		School	2,097,000	Transfers to Foreclosed Property	
RECREATION and CONSERVATION		Self-Liquidating	197,207	Balance December 31, 1981	6,342.39
Beaches and Boardwalks	21,427.60	Other	744,005	PROPERTY ACQUIRED BY DEED OR	
Parks, Playgrounds, Shade Trees	250.00	Total	3,038,212	FORECLOSURE	
Land Reclamation & Conservation	8,360.00	ISSUED AND OUTSTANDING		Balance January 1, 1981	53,040.00
Other Recreational Services		School	2,097,000.00	Transfers From Taxes or Liens	
EDUCATION (excluding schools)		Self-Liquidating		Sale for Cash (1981)	4,600.00
Libraries	25,500.00	Other	304,721.42	Cancelled, Abated or Adjusted (1981)	
Other Educational Services		Total	2,401,721.42	Balance December 31, 1981	43,440.00
STATUTORY EXPENDITURES		EQUALIZED VALUATION BASIS		CURRENT FINANCES DECEMBER 31, 1981	
Pensions & F. I. C. A.	97,083.70	FOR NET DEBT COMPUTATION	165,347,903	ASSETS	
Employee Fringe Benefits	23,030.00	REAL PROPERTY VALUATIONS		Cash Dec. 31, 1981	1,098,058.91
Other Statutory Expenditures	9,450.00	Code Class # of Parcels % VAL'N		Taxes Receivable	227,002.14
CETA And Other Public Employment Programs	41,753.00	1 Vacant Land 307 3.34	2,388,550.00	Tax Title Liens	0,342.39
MUNICIPAL FUNCTIONS		2 Residential 2504 81.44	58,327,400.00	Foreclosed Property	48,440.00
CAPITAL IMPROVEMENTS	*MEMU*	3 Farm		Emergencies & Other Deferred Charges	79,500.00
DEBT SERVICE		4a Commercial 156 13.51	9,679,300.00	State and Federal Aid Receivable	
Principal Payments	30,000.00	4b Industrial 12 .84	599,000.00	Other Receivables	173,610.52
Interest Payments	19,950.00	4c Apartments 4 .87	625,300.00	Total	1,632,954.36
DEFERRED CHARGES	48,400.00	Total 2983	71,619,550.00	LIABILITIES, RESERVES, AND SURPLUS	
SCHOOL, COUNTY, SPECIAL DISTRICT TAXES	3,036,183.18	Land Area 1.40 Sq. Miles		Cash Liabilities	850,497.52
RESERVE FOR UNCOLLECTED TAXES	207,507.54	Net Valuation Taxable-Municipal	72,113,563	Reserves for Receivables	452,143.43
EXPENDITURES	TOTAL	Net Valuation Taxable-County	170,453,493	Surplus Dec. 31, 1981	290,313.41
	4,816,141.98	State Equalized Valuation	188,429,669	Total	1,632,954.36
		State Equalization Ratio	38.11		

Population 1980 27,987
 Population 1981 29,424
 S & P Rating AAA
 Moody Rating

General Tax Rate Per \$100. 2.19
 State Equalized Tax Rate 1.65

MANCHESTER TOWNSHIP - OCEAN CO.
Form of Government:
Township Committee
Number of Members on Governing Body - 5

PER CAPITA:
 Gross Debt 605.47
 Net Debt 226.97
 Debt Service 18.78
 Total Tax Levy 349.31
 Municipal Expenditures 179.37

PER CENT:
 Gross Debt 3.51
 Net Debt 1.32
 Tax Levy Collected 94.93
 Tax Levy Cancelled, Abated or Adjusted

EXPENDITURES		REVENUES-REALIZED		1981 PROPERTY TAX	
GENERAL GOVERNMENT				STATE EQUALIZED TAX RATE → .78	
Governing Body & Public Boards		1981 Property Taxes Collected	9,743,722.50	Local District School Taxes	4,722,518.18
Municipal Clerk		1981 Payments in Lieu of Taxes		Regional & Consolidated School Tax	
Financial Administration	99,654.17	Delinquent Tax & Lien Collections	306,677.07	School Taxes in Municipal Budget	
Assessment of Taxes	70,485.19	Business Personalty Replacement Taxes	39,040.48	County Taxes	* 2,622,256.63
Collection of Taxes	116,953.29	Taxes from Public Utilities	1,179,809.00	County Library Taxes	146,106.61
Planning, Housing & Development	68,316.20	Other Miscellaneous Tax Revenues		Local Municipal Purpose Taxes	2,478,500.00
Human Resources	10,000.00	State Aid Revenues	203,303.99	Veteran & Senior Citizen Taxes	246,050.00
Elections		Federal Aid Revenues		Total Taxes for Rate Computation	1.64 10,215,431.42
General Administration (other)	681,247.20	State and Local Fiscal Assistance Act Utilized	228,883.02	Special District Taxes	
JUDICIARY		Sale of Acquired Property	8,240.00	Bank Corp. Taxes	13,467.45
Municipal Courts	83,449.84	Other Miscellaneous Revenues	528,860.99	Added and Omitted Taxes	255,246.51
PUBLIC SAFETY		Total	12,236,537.05	Total Taxes Levied - ABSTRACT	10,278,055.38
Fire Protection	65,000.00	Prior Years Surplus Appropriated	390,000.00	Total Taxes Billed	10,264,627.93
Police Protection	1,338,025.48	REVENUES TOTAL	12,626,537.05	1981 TAXES COLLECTED	9,743,722.50
Civil Defense & Disaster Control	1,201.20	Reserve For Uncollected Taxes	373,957.78	1981 Taxes Cancelled, Abated or Adjusted	
Environmental Inspection & Control	104,815.12	CAPITAL OUTLAY TOTAL	2,396,945.18	Transfer to Tax Title Liens or Foreclosed	
Other Public Safety				Balance Outstanding Dec. 31, 1981	520,505.43
PUBLIC WORKS				PRIOR YEARS TAXES OUTSTANDING	
Streets and Drainage	498,703.08	Public Enterprises		Balance January 1, 1981	420,575.97
Sewers and Sewage Processing		Recreation—Culture	1,357,592.27	Collected in 1981	305,581.50
Gorbage and Trash Disposal	15,114.59	Public Works	983,285.15	Cancelled, Abated or Adjusted 1981	
Public Buildings and Grounds	89,100.31	Buildings and Grounds	56,067.76	Transfers to Tax Title Liens or Foreclosed	
Other Public Works	107,886.72	Library and Education		Balance December 31, 1981	114,994.47
HEALTH and WELFARE		Conservation		TAX TITLE LIENS OUTSTANDING	
Health Services Except Environmental	79,657.00	All Other		Balance January 1, 1981	65,839.15
Welfare-Public Assistance	17,590.00	CAPITAL DEBT AUTHORIZED, DECEMBER 31, 1981		Transfer From Taxes	
Hospitals, Clinics, First Aid		ISSUED AND UNISSUED		Redeemed in 1981	1,095.57
Animal, Insect, & Rodent Control	12,020.54	School	11,137,000	Cancelled, Abated or Adjusted (1981)	
Other Welfare Services	13,472.00	Self-liquidating	6,678,450	Transfers to Foreclosed Property	
RECREATION and CONSERVATION		Other	17,815,450	Balance December 31, 1981	64,743.62
Beaches and Boardwalks		Total		PROPERTY ACQUIRED BY DEED OR FORECLOSURE	
Parks, Playgrounds, Shade Trees	28,941.23	ISSUED AND OUTSTANDING		Balance January 1, 1981	4,800.00
Land Reclamation & Conservation	744.18	School	11,137,000.00	Transfers From Taxes or Liens	
Other Recreational Services	12,000.00	Self-Liquidating	6,653,000.00	Sale for Cash (1981)	
EDUCATION (excluding schools)		Other	17,790,000.00	Cancelled, Abated or Adjusted (1981)	4,800.00
Libraries		Total		Balance December 31, 1981	
Other Educational Services	8,024.85	EQUALIZED VALUATION BASIS		CURRENT FINANCES DECEMBER 31, 1981	
STATUTORY EXPENDITURES		FOR NET DEBT COMPUTATION	506,849,802	ASSETS	
Pensions & F. I. C. A.	353,449.57	REAL PROPERTY VALUATIONS		Cash Dec. 31, 1981	1,537,462.58
Employee Fringe Benefits	116,747.79	Code Class # of Parcels % VAL'N		Taxes Receivable	635,899.50
Other Statutory Expenditures	19,000.00	1 Vacant Land 9114 9.35	41,943,878.00	Tax Title Liens	64,743.62
CETA And Other Public Employment Programs		2 Residential 6717 49.74	223,195,200.00	Foreclosed Property	
MUNICIPAL FUNCTIONS TOTAL	4,077,599.55	3 Form 34 .09	411,100.00	Emergencies & Other Deferred Charges	275,653.15
CAPITAL IMPROVEMENTS *MENU*	150,000.00	4a Commercial 128 7.10	31,840,200.00	State and Federal Aid Receivable	66,519.66
DEBT SERVICE		4b Industrial 9 1.87	8,401,900.00	Other Receivables	254,691.75
Principal Payments	201,125.00	4c Apartments 21 31.85	142,906,700.00	Total	2,834,971.06
Interest Payments	351,345.00	Total 16023	448,698,978.00	LIABILITIES, RESERVES, AND SURPLUS	
DEFERRED CHARGES	273,799.28	Land Area 82.50 Sq. Miles		Cash Liabilities	1,253,673.82
SCHOOL, COUNTY, SPECIAL DISTRICT TAXES	7,490,881.42	Net Valuation Taxable-Municipal	454,657,436	Reserves for Receivables	955,335.27
RESERVE FOR UNCOLLECTED TAXES	373,997.78	Net Valuation Taxable-County	553,879,770	Surplus Dec. 31, 1981	625,561.97
EXPENDITURES TOTAL	12,768,748.03	State Equalized Valuation	600,971,249	Total	2,834,971.06
		State Equalization Ratio	75.41		

Population 1980 1,740
 Population 1981 1,741
 S & P Rating
 Moody Rating

General Tax Rate Per \$100.

3.75

State Equalized Tax Rate

2.41

MANNINGTON TOWNSHIP - SALEM CO.**Form of Government:****Township Committee****Number of Members on Governing Body - 3****PER CAPITA:**

Gross Debt

Net Debt

Debt Service

Total Tax Levy

Municipal Expenditures

597.13

285.53

PER CENT:

Gross Debt

Net Debt

Tax Levy Collected 93.23

Tax Levy Cancelled, Abated
or Adjusted .02

EXPENDITURES		REVENUES-REALIZED		1981 PROPERTY TAX	
GENERAL GOVERNMENT				STATE EQUALIZED TAX RATE →	
Governing Body & Public Boards		1981 Property Taxes Collected	967,584.94	Local District School Taxes	1.47 632,826.50
Municipal Clerk		1981 Payments in Lieu of Taxes		Regional & Consolidated School Tax	
Financial Administration	11,500.00	Delinquent Tax & Lien Collections	66,150.12	School Taxes in Municipal Budget	
Assessment of Taxes	45,200.00	Business Personalty Replacement Taxes	94,582.72	County Taxes	.93 402,349.57
Collection of Taxes	7,600.00	Taxes from Public Utilities	180,148.00	County Library Taxes	
Planning, Housing & Development	4,730.00	Other Miscellaneous Tax Revenues		Local Municipal Purpose Taxes	
Human Resources		State Aid Revenues	12,774.98	Veteran & Senior Citizen Taxes	18,950.00
Elections		Federal Aid Revenues		Total Taxes for Rate Computation	2.40 1,054,126.07
General Administration (other)	51,972.00	State and Local Fiscal Assistance Act Utilized	17,000.00	Special District Taxes	
JUDICIARY		Sale of Acquired Property		Bank Corp. Taxes	2,466.18
Municipal Courts	8,850.00	Other Miscellaneous Revenues	105,234.19	Added and Omitted Taxes	1,959.04
PUBLIC SAFETY		Total	1,443,474.95	Total Taxes Levied - ABSTRACT	1,039,601.29
Fire Protection	33,500.00	Prior Years Surplus Appropriated	120,150.00	Total Taxes Billed	1,037,878.45
Police Protection	1,000.00	REVENUES TOTAL	1,563,624.95	1981 TAXES COLLECTED	967,584.94
Civil Defense & Disaster Control	2,000.00	Reserve For Uncollected Taxes	92,061.84	1981 Taxes Cancelled, Abated or Adjusted	-195.00
Environmental Inspection & Control	8,187.00			Transfer to Tax Title Liens or Foreclosed	1,259.30
Other Public Safety				Balance Outstanding Dec. 31, 1981	69,229.21
PUBLIC WORKS		CAPITAL OUTLAY TOTAL		PRIOR YEARS TAXES OUTSTANDING	
Streets and Drainage	173,200.00	Public Enterprises		Balance January 1, 1981	65,294.70
Sewers and Sewage Processing		Recreation—Culture		Collected in 1981	62,204.78
Garbage and Trash Disposal	18,950.00	Public Works		Cancelled, Abated or Adjusted 1981	.01
Public Buildings and Grounds	4,600.00	Buildings and Grounds		Transfers to Tax Title Liens or Foreclosed	1,739.51
Other Public Works		Library and Education		Balance December 31, 1981	1,350.40
HEALTH and WELFARE		Conservation		TAX TITLE LIENS OUTSTANDING	
Health Services Except Environmental	1,187.00	All Other		Balance January 1, 1981	3,492.65
Welfare-Public Assistance	2,959.00			Transfer From Taxes	3,315.29
Hospitals, Clinics, First Aid	1,500.00			Redeemed in 1981	3,545.34
Animal, Insect, & Rodent Control	1,200.00			Cancelled, Abated or Adjusted (1981)	
Other Welfare Services				Transfers to Foreclosed Property	545.12
RECREATION and CONSERVATION				Balance December 31, 1981	2,317.48
Beaches and Boardwalks				PROPERTY ACQUIRED BY DEED OR FORECLOSURE	
Parks, Playgrounds, Shade Trees				Balance January 1, 1981	37,654.88
Land Reclamation & Conservation				Transfers From Taxes or Liens	545.12
Other Recreational Services	100.00			Sale for Cash (1981)	
EDUCATION (excluding schools)				Cancelled, Abated or Adjusted (1981)	
Libraries				Balance December 31, 1981	38,200.00
Other Educational Services	14,315.25			CURRENT FINANCES DECEMBER 31, 1981	
STATUTORY EXPENDITURES				ASSETS	
Pensions & F. I. C. A.	11,295.00			Cash Dec. 31, 1981	682,498.23
Employee Fringe Benefits				Taxes Receivable	70,579.61
Other Statutory Expenditures	1,155.00			Tax Title Liens	2,317.48
CETA And Other Public Employment Programs				Foreclosed Property	38,200.00
MUNICIPAL FUNCTIONS TOTAL	405,000.25			Emergencies & Other Deferred Charges	
CAPITAL IMPROVEMENTS *MEMO*				State and Federal Aid Receivable	902.90
DEBT SERVICE				Other Receivables	256.67
Principal Payments				Total	794,754.89
Interest Payments				LIABILITIES, RESERVES, AND SURPLUS	
DEFERRED CHARGES	43.10			Cash Liabilities	344,255.78
SCHOOL, COUNTY, SPECIAL DISTRICT TAXES	1,035,176.07			Reserves for Receivables	111,353.76
RESERVE FOR UNCOLLECTED TAXES	92,061.84			Surplus Dec. 31, 1981	339,145.35
EXPENDITURES TOTAL	1,532,281.26			Total	794,754.89

0318

Population 1980 2,523
 Population 1981 2,548
 S & P Rating
 Moody Rating

General Tax Rate Per \$100.

2.34

State Equalized Tax Rate

2.22

MANSFIELD TOWNSHIP – BURLINGTON CO.**Form of Government:****Township Committee****Number of Members on Governing Body – 3****PER CAPITA:**

Gross Debt 253.44
 Net Debt 210.36
 Debt Service 16.05
 Total Tax Levy 573.00
 Municipal Expenditures 313.31

PER CENT

Gross Debt 1.08
 Net Debt .90
 Tax Levy Collected 90.89
 Tax Levy Cancelled, Abated or Adjusted 2.11

EXPENDITURES		REVENUES-REALIZED		1981 PROPERTY TAX	
GENERAL GOVERNMENT				STATE EQUALIZED TAX RATE	
Governing Body & Public Boards		1981 Property Taxes Collected	1,327,064.46	Local District School Taxes .63	412,171.00
Municipal Clerk		1981 Payments in Lieu of Taxes		Regional & Consolidated School Tax .97	632,392.63
Financial Administration	13,700.00	Delinquent Tax & Lien Collections	65,786.85	School Taxes in Municipal Budget	
Assessment of Taxes	8,120.00	Business Personality Replacement Taxes	30,529.44	County Taxes .58	378,621.13
Collection of Taxes	13,690.00	Taxes from Public Utilities	301,270.00	County Library Taxes .03	20,879.34
Planning, Housing & Development	48,323.38	Other Miscellaneous Tax Revenues	40,000.00	Local Municipal Purpose Taxes	
Human Resources	500.00	State Aid Revenues	18,336.65	Veteran & Senior Citizen Taxes	22,900.00
Elections	1,100.00	Federal Aid Revenues		Total Taxes for Rate Computation 2.21	1,460,964.30
General Administration (other)	113,000.00	State and Local Fiscal Assistance Act Utilized	26,135.00	Special District Taxes	1,800.00
JUDICIARY		Sale of Acquired Property		Bank Corp. Taxes	1,394.30
Municipal Courts	59,700.00	Other Miscellaneous Revenues	364,257.37	Added and Omitted Taxes	12,754.64
PUBLIC SAFETY		Total	2,173,419.77	Total Taxes Levied - ABSTRACT	1,460,013.24
Fire Protection	11,500.00	Prior Years Surplus Appropriated	172,184.00	Total Taxes Billed	1,460,127.86
Police Protection	51,000.00	REVENUES TOTAL	2,345,603.77	1981 TAXES COLLECTED	1,327,064.46
Civil Defense & Disaster Control	800.00	Reserve For Uncollected Taxes	150,678.00	1981 Taxes Cancelled, Abated or Adjusted	30,808.67
Environmental Inspection & Control	7,700.00	CAPITAL OUTLAY TOTAL	440,878.69	Transfer to Tax Title Liens or Foreclosed	4,523.22
Other Public Safety				Balance Outstanding Dec. 31, 1981	97,731.51
PUBLIC WORKS				PRIOR YEARS TAXES OUTSTANDING	
Streets and Drainage	152,500.00	Public Enterprises		Balance January 1, 1981	112,082.45
Sewers and Sewage Processing	4,000.00	Recreation—Culture		Collected in 1981	65,786.85
Garbage and Trash Disposal	46,327.00	Public Works		Cancelled, Abated or Adjusted 1981	
Public Buildings and Grounds	21,500.00	Buildings and Grounds	440,878.69	Transfers to Tax Title Liens or Foreclosed	
Other Public Works		Library and Education		Balance December 31, 1981	46,295.60
HEALTH and WELFARE		Conservation		TAX TITLE LIENS OUTSTANDING	
Health Services Except Environmental	1,100.00	All Other		Balance January 1, 1981	16,262.82
Welfare-Public Assistance	3,888.00	CAPITAL DEBT AUTHORIZED, DECEMBER 31, 1981		Transfer From Taxes	4,586.31
Hospitals, Clinics, First Aid		ISSUED AND UNISSUED		Redeemed in 1981	
Animal, Insect, & Rodent Control		School	109,764	Cancelled, Abated or Adjusted (1981)	
Other Welfare Services		Self-liquidating		Transfers to Foreclosed Property	
RECREATION and CONSERVATION		Other	536,000	Balance December 31, 1981	20,849.13
Beaches and Boardwalks		Total	645,764	PROPERTY ACQUIRED BY DEED OR FORECLOSURE	
Parks, Playgrounds, Shade Trees		ISSUED AND OUTSTANDING		Balance January 1, 1981	
Land Reclamation & Conservation		School	109,764.48	Transfers From Taxes or Liens	
Other Recreational Services	12,500.00	Self-Liquidating		Sale for Cash (1981)	
EDUCATION (excluding schools)		Other	536,000.00	Cancelled, Abated or Adjusted (1981)	
Libraries		Total	645,764.48	Balance December 31, 1981	
Other Educational Services	20,000.00	EQUALIZED VALUATION BASIS		CURRENT FINANCES DECEMBER 31, 1981	
STATUTORY EXPENDITURES		FOR NET DEBT COMPUTATION	59,554,787	ASSETS	
Pensions & F. I. C. A.	14,000.00	REAL PROPERTY VALUATIONS		Cash Dec. 31, 1981	763,814.10
Employee Fringe Benefits		Code Class # of Parcels % VAL'N		Taxes Receivable	144,027.11
Other Statutory Expenditures	1,800.00	1 Vacant Land 145 6.46	3,501,900.00	Tax Title Liens	20,849.13
CETA And Other Public Employment Programs		2 Residential 605 53.38	32,248,500.00	Foreclosed Property	
MUNICIPAL FUNCTIONS TOTAL	606,748.38	3 Farm 346 18.69	11,291,100.00	Emergencies & Other Deferred Charges	358.77
CAPITAL IMPROVEMENTS *MEMO*	30,000.00	4a Commercial 62 15.66	9,458,700.00	State and Federal Aid Receivable	40,000.00
DEBT SERVICE		4b Industrial 3 4.99	3,016,600.00	Other Receivables	1,107.83
Principal Payments	36,000.00	4c Apartments 7 .82	498,000.00	Total	970,156.94
Interest Payments	4,899.00	Total 1168	60,414,800.00	LIABILITIES, RESERVES, AND SURPLUS	
DEFERRED CHARGES		Land Area 23.09 Sq. Miles		Cash Liabilities	382,006.75
SCHOOL, COUNTY, SPECIAL DISTRICT TAXES	1,445,864.30	Net Valuation Taxable-Municipal	61,764,527	Reserves for Receivables	165,984.07
RESERVE FOR UNCOLLECTED TAXES	150,678.00	Net Valuation Taxable-County	62,538,176	Surplus Dec. 31, 1981	422,166.12
EXPENDITURES TOTAL	2,244,189.68	State Equalized Valuation	65,091,867	Total	970,156.94
		State Equalization Ratio	94.78		

Population 1980	5,780
Population 1981	5,834
S & P Rating	
Moody Rating	

General Tax Rate Per \$100.	3.09
State Equalized Tax Rate	2.26

MANSFIELD TOWNSHIP – WARREN CO.

Form of Government:

Township Committee

Number of Members on Governing Body – 5

PER CAPITA:

Gross Debt	308.34
Net Debt	21.43
Debt Service	
Total Tax Levy	450.15
Municipal Expenditures	195.00

PER CENT.

Gross Debt	1.69
Net Debt	.12
Tax Levy Collected	93.32
Tax Levy Cancelled, Abated or Adjusted	.01

EXPENDITURES		REVENUES-REALIZED		1981 PROPERTY TAX	
GENERAL GOVERNMENT				STATE EQUALIZED TAX RATE	
Governing Body & Public Boards		1981 Property Taxes Collected	2,457,379.08	Local District School Taxes .84	970,708.36
Municipal Clerk	13,711.00	1981 Payments in Lieu of Taxes		Regional & Consolidated School Tax .88	1,016,390.80
Financial Administration	19,365.00	Delinquent Tax & Lien Collections	119,051.30	School Taxes in Municipal Budget	
Assessment of Taxes	21,315.00	Business Personalty Replacement Taxes	48,308.68	County Taxes .52 *	597,614.42
Collection of Taxes	27,860.00	Taxes from Public Utilities	528,171.00	County Library Taxes .03	31,637.57
Planning, Housing & Development		Other Miscellaneous Tax Revenues		Local Municipal Purpose Taxes	2,016.12
Human Resources		State Aid Revenues	28,423.47	Veteran & Senior Citizen Taxes	33,800.00
Elections	1,170.00	Federal Aid Revenues		Total Taxes for Rate Computation 2.27	2,652,167.27
General Administration (other)	130,905.34	State and Local Fiscal Assistance Act Utilized	40,437.24	Special District Taxes	
JUDICIARY		Sale of Acquired Property	1,820.00	Bank Corp. Taxes	770.14
Municipal Courts	18,733.00	Other Miscellaneous Revenues	282,665.13	Added and Omitted Taxes	7,033.74
PUBLIC SAFETY		Total	3,506,275.90	Total Taxes Levied - ABSTRACT	2,626,171.15
Fire Protection	47,082.41	Prior Years Surplus Appropriated	370,000.00	Total Taxes Billed	2,633,153.43
Police Protection	214,666.00	REVENUES TOTAL	3,876,275.90	1981 TAXES COLLECTED	2,457,379.08
Civil Defense & Disaster Control	300.00	Reserve For Uncollected Taxes	211,846.28	1981 Taxes Cancelled, Abated or Adjusted	277.87
Environmental Inspection & Control	20,600.00			Transfer to Tax Title Liens or Foreclosed	10,055.93
Other Public Safety		CAPITAL OUTLAY TOTAL	10,477.59	Balance Outstanding Dec. 31, 1981	165,440.55
PUBLIC WORKS				PRIOR YEARS TAXES OUTSTANDING	
Streets and Drainage	262,330.00	Public Enterprises		Balance January 1, 1981	100,625.79
Sewers and Sewage Processing		Recreation—Culture		Collected in 1981	103,978.62
Garbage and Trash Disposal	6,547.59	Public Works	10,477.59	Cancelled, Abated or Adjusted 1981	648.59
Public Buildings and Grounds	22,000.00	Buildings and Grounds		Transfers to Tax Title Liens or Foreclosed	1,666.35
Other Public Works		Library and Education		Balance December 31, 1981	332.23
HEALTH and WELFARE		Conservation		TAX TITLE LIENS OUTSTANDING	
Health Services Except Environmental	900.00	All Other		Balance January 1, 1981	55,713.00
Welfare-Public Assistance	2,511.27			Transfer From Taxes	11,959.34
Hospitals, Clinics, First Aid		CAPITAL DEBT AUTHORIZED, DECEMBER 31, 1981		Redeemed in 1981	15,072.68
Animal, Insect, & Rodent Control	3,200.00	ISSUED AND UNISSUED		Cancelled, Abated or Adjusted (1981)	
Other Welfare Services		School	1,673,860	Transfers to Foreclosed Property	1,044.31
RECREATION and CONSERVATION		Self-liquidating		Balance December 31, 1981	51,555.35
Beaches and Boardwalks		Other	125,000	PROPERTY ACQUIRED BY DEED OR FORECLOSURE	
Parks, Playgrounds, Shade Trees		Total	1,798,860	Balance January 1, 1981	235,990.69
Land Reclamation & Conservation	3,570.00	ISSUED AND OUTSTANDING		Transfers From Taxes or Liens	1,044.31
Other Recreational Services	29,900.00	School	1,469,109.99	Sale for Cash (1981)	1,820.00
EDUCATION (excluding schools)		Self-liquidating		Cancelled, Abated or Adjusted (1981)	18,510.00
Libraries		Other		Balance December 31, 1981	216,705.00
Other Educational Services		Total	1,469,109.99	CURRENT FINANCES DECEMBER 31, 1981	
STATUTORY EXPENDITURES		EQUALIZED VALUATION BASIS		ASSETS	
Pensions & F. I. C. A.	47,000.00	FOR NET DEBT COMPUTATION	106,366,288	Cash Dec. 31, 1981	1,398,551.99
Employee Fringe Benefits	13,100.00	REAL PROPERTY VALUATIONS		Taxes Receivable	165,772.78
Other Statutory Expenditures	1,500.00	Code Class # of Parcels % VAL'N	ASSESSED VALUATION	Tax Title Liens	51,555.35
CETA And Other Public Employment Programs		1 Vacant Land 816 7.74	6,506,815.00	Foreclosed Property	216,705.00
MUNICIPAL FUNCTIONS TOTAL	908,268.61	2 Residential 1197 57.29	48,142,722.00	Emergencies & Other Deferred Charges	971.17
CAPITAL IMPROVEMENTS *MEMO*		3 Farm 193 6.33	5,314,560.00	State and Federal Aid Receivable	2,950.12
DEBT SERVICE		4a Commercial 38 5.16	4,338,130.00	Other Receivables	58,220.86
Principal Payments		4b Industrial 8 8.93	7,504,745.00	Total	1,894,727.27
Interest Payments		4c Apartments 5 14.55	12,227,170.00	LIABILITIES, RESERVES, AND SURPLUS	
DEFERRED CHARGES	17,490.20	Total 2257	84,034,142.00	Cash Liabilities	855,002.53
SCHOOL, COUNTY, SPECIAL DISTRICT TAXES	2,616,351.15	Land Area 29.65 Sq. Miles		Reserves for Receivables	492,253.99
RESERVE FOR UNCOLLECTED TAXES	211,846.28	Net Valuation Taxable-Municipal	84,986,015	Surplus Dec. 31, 1981	547,470.75
EXPENDITURES TOTAL	3,753,956.24	Net Valuation Taxable-County	110,967,177	Total	1,894,727.27
		State Equalized Valuation	115,612,290		
		State Equalization Ratio	73.29		

Population 1980 433
 Population 1981 437
 S & P Rating
 Moody Rating

General Tax Rate Per \$100.

1.13

State Equalized Tax Rate

.95

MANTOLOKING BOROUGH - OCEAN CO.**Form of Government:****Borough Council****Number of Members on Governing Body - 6**

PER CAPITA:

Gross Debt 1,905.40
 Net Debt 1,905.40
 Debt Service 722.44
 Total Tax Levy 2,206.74
 Municipal Expenditures 2,031.19

PER CENT:

Gross Debt .99
 Net Debt .99
 Tax Levy Collected 98.25
 Tax Levy Cancelled, Abated or Adjusted .04

EXPENDITURES		REVENUES-REALIZED		1981 PROPERTY TAX	
GENERAL GOVERNMENT				STATE EQUALIZED TAX RATE	
Governing Body & Public Boards	1,000.00	1981 Property Taxes Collected	547,506.24	Local District School Taxes	.09 87,685.00
Municipal Clerk	20,000.00	1981 Payments in Lieu of Taxes		Regional & Consolidated School Tax	
Financial Administration	9,000.00	Delinquent Tax & Lien Collections	5,559.93	School Taxes in Municipal Budget	
Assessment of Taxes	6,100.00	Business Personalty Replacement Taxes	1,129.48	County Taxes	.42 * 418,556.65
Collection of Taxes	9,600.00	Taxes from Public Utilities	87,641.00	County Library Taxes	.02 23,325.48
Planning, Housing & Development	7,500.00	Other Miscellaneous Tax Revenues		Local Municipal Purpose Taxes	.43 429,432.00
Human Resources		State Aid Revenues	5,950.02	Veteran & Senior Citizen Taxes	2,750.00
Elections		Federal Aid Revenues		Total Taxes for Rate Computation	.96 561,789.13
General Administration (other)	69,030.00	State and Local Fiscal Assistance Act Utilized	8,952.65	Special District Taxes	
JUDICIARY		Sale of Acquired Property		Bank Corp. Taxes	
Municipal Courts	17,400.00	Other Miscellaneous Revenues	354,288.55	Added and Omitted Taxes	5,305.56
PUBLIC SAFETY		Total	1,411,506.27	Total Taxes Levied - ABSTRACT	964,344.69
Fire Protection	20,500.00	Prior Years Surplus Appropriated	240,000.00	Total Taxes Billed	964,424.83
Police Protection	172,700.00	REVENUES TOTAL	1,651,508.27	1981 TAXES COLLECTED	947,506.24
Civil Defense & Disaster Control	1,100.00	Reserve For Uncollected Taxes	25,016.40	1981 Taxes Cancelled, Abated or Adjusted	423.87
Environmental Inspection & Control	6,000.00	CAPITAL OUTLAY TOTAL	56,225.87	Transfer to Tax Title Liens or Foreclosed	
Other Public Safety				Balance Outstanding Dec. 31, 1981	16,494.12
PUBLIC WORKS				PRIOR YEARS TAXES OUTSTANDING	
Streets and Drainage	41,875.00	Public Enterprises		Balance January 1, 1981	11,211.34
Sewers and Sewage Processing	57,600.00	Recreation—Culture		Collected in 1981	5,999.93
Garbage and Trash Disposal	55,002.65	Public Works	35,675.87	Cancelled, Abated or Adjusted 1981	68.92
Public Buildings and Grounds	14,500.00	Buildings and Grounds	20,550.00	Transfers to Tax Title Liens or Foreclosed	
Other Public Works		Library and Education		Balance December 31, 1981	5,142.49
HEALTH and WELFARE		Conservation		TAX TITLE LIENS OUTSTANDING	
Health Services Except Environmental	1,100.00	All Other		Balance January 1, 1981	
Welfare-Public Assistance	2,000.00	CAPITAL DEBT AUTHORIZED, DECEMBER 31, 1981		Transfer From Taxes	
Hospitals, Clinics, First Aid	200.00	ISSUED AND UNISSUED GROSS DEBT		Redeemed in 1981	
Animal, Insect, & Rodent Control	300.00	School		Cancelled, Abated or Adjusted (1981)	
Other Welfare Services		Self-liquidating	832,660	Transfers to Foreclosed Property	
RECREATION and CONSERVATION		Other	832,660	Balance December 31, 1981	
Beaches and Boardwalks		Total	832,660	PROPERTY ACQUIRED BY DEED OR FORECLOSURE	
Parks, Playgrounds, Shade Trees		ISSUED AND OUTSTANDING		Balance January 1, 1981	
Land Reclamation & Conservation		School		Transfers From Taxes or Liens	
Other Recreational Services		Self-Liquidating		Sale for Cash (1981)	
EDUCATION (excluding schools)		Other		Cancelled, Abated or Adjusted (1981)	
Libraries		Total	812,660.00	Balance December 31, 1981	
Other Educational Services		EQUALIZED VALUATION BASIS		CURRENT FINANCES DECEMBER 31, 1981	
STATUTORY EXPENDITURES		FOR NET DEBT COMPUTATION	84,526.168	ASSETS	
Pensions & F. I. C. A.	32,400.00	REAL PROPERTY VALUATIONS		Cash Dec. 31, 1981	1,121,210.00
Employee Fringe Benefits		Code Class # of Parcels % VAL'N		Taxes Receivable	21,637.21
Other Statutory Expenditures	2,000.00	1 Vacant Land 105 6.14	5,165,800.00	Tax Title Liens	
CETA And Other Public Employment Programs		2 Residential 469 92.73	78,034,600.00	Foreclosed Property	
MUNICIPAL FUNCTIONS TOTAL	546,907.65	3 Farm		Emergencies & Other Deferred Charges	
CAPITAL IMPROVEMENTS *MEMO*	4,501.00	4a Commercial 6 1.14	555,500.00	State and Federal Aid Receivable	
DEBT SERVICE		4b Industrial		Other Receivables	4,593.38
Principal Payments	210,000.00	4c Apartments		Total	1,147,440.59
Interest Payments	105,705.52	Total 580	84,155,900.00	LIABILITIES, RESERVES, AND SURPLUS	
DEFERRED CHARGES		Land Area .44 Sq. Miles		Cash Liabilities	585,217.51
SCHOOL, COUNTY, SPECIAL DISTRICT TAXES	529,607.13	Net Valuation Taxable-Municipal	84,495,525	Reserves for Receivables	26,230.59
RESERVE FOR UNCOLLECTED TAXES	25,016.40	Net Valuation Taxable-County	88,021,092	Surplus Dec. 31, 1981	535,992.49
EXPENDITURES TOTAL	1,417,236.70	State Equalized Valuation	100,585,290	Total	1,147,440.59
		State Equalization Ratio	63.95		

Population 1980 9,193
 Population 1981 9,237
 S & P Rating
 Moody Rating

General Tax Rate Per \$100.

3.42

State Equalized Tax Rate

2.44

MANTUA TOWNSHIP - GLOUCESTER CO.**Form of Government:****Township Committee****Number of Members on Governing Body - 5****PER CAPITA:**

Grass Debt 180.26
 Net Debt 65.41
 Debt Service 16.61
 Total Tax Levy 417.28
 Municipal Expenditures 197.20

PER CENT:

Grass Debt 1.17
 Net Debt .42
 Tax Levy Collected 93.66
 Tax Levy Cancelled, Abated or Adjusted .13

EXPENDITURES		REVENUES-REALIZED		1981 PROPERTY TAX	
GENERAL GOVERNMENT				STATE EQUALIZED TAX RATE → .64	
Governing Body & Public Boards		1981 Property Taxes Collected	3,604,015.69	Local District Schaal Taxes	1,001,945.00
Municipal Clerk		1981 Payments in Lieu of Taxes		Regional & Consolidated Schaal Tax	1,398,288.86
Financial Administration	30,199.35	Delinquent Tax & Lien Collections	184,059.67	Schaal Taxes in Municipal Budget	
Assessment of Taxes	7,160.00	Business Personalty Replacement Taxes	60,696.04	County Taxes	687,726.80
Collection of Taxes	26,555.00	Taxes from Public Utilities	469,226.00	County Library Taxes	25,705.93
Planning, Housing & Development	21,636.84	Other Miscellaneous Tax Revenues	21,000.00	Local Municipal Purpose Taxes	515,570.00
Human Resources	5,080.00	State Aid Revenues	92,489.27	Veteran & Senior Citizen Taxes	88,950.00
Elections		Federal Aid Revenues	26,611.76	Total Taxes for Rate Computation	3,918,186.59
General Administration (other)	177,264.71	State and Local Fiscal Assistance Act Utilized	109,605.29	Special District Taxes	
JUDICIARY		Sale of Acquired Property		Bank Corp. Taxes	10,928.96
Municipal Courts	28,177.80	Other Miscellaneous Revenues	219,621.73	Added and Omitted Taxes	14,225.25
PUBLIC SAFETY		Total	4,787,325.45	Total Taxes Levied - ABSTRACT	3,854,390.80
Fire Protection	59,410.00	Prior Years Surplus Appropriated	158,534.43	Total Taxes Billed	3,847,810.33
Police Protection	519,900.44	REVENUES TOTAL	4,945,859.88	1981 TAXES COLLECTED	3,604,015.69
Civil Defense & Disaster Control		Reserve For Uncollected Taxes	224,168.27	1981 Taxes Cancelled, Abated or Adjusted	4,965.90
Environmental Inspection & Control	10,189.00	CAPITAL OUTLAY TOTAL	147,900.93	Transfer to Tax Title Liens or Foreclosed	21,117.54
Other Public Safety				Balance Outstanding Dec. 31, 1981	217,711.20
PUBLIC WORKS				PRIOR YEARS TAXES OUTSTANDING	
Streets and Drainage	184,424.24	Public Enterprises		Balance January 1, 1981	158,374.83
Sewers and Sewage Processing		Recreation—Culture		Collected in 1981	145,675.95
Garbage and Trash Disposal	150,375.00	Public Works	144,841.47	Cancelled, Abated or Adjusted 1981	
Public Buildings and Grounds	38,525.12	Buildings and Grounds	3,059.46	Transfers to Tax Title Liens or Foreclosed	7,615.59
Other Public Works	4,733.00	Library and Education		Balance December 31, 1981	5,083.29
HEALTH and WELFARE		Conservation		TAX TITLE LIENS OUTSTANDING	
Health Services Except Environmental	1,656.76	All Other		Balance January 1, 1981	55,004.88
Welfare-Public Assistance	2,325.00	CAPITAL DEBT AUTHORIZED, DECEMBER 31, 1981		Transfer From Taxes	29,465.18
Hospitals, Clinics, First Aid		ISSUED AND UNISSUED		Redeemed in 1981	38,383.72
Animal, Insect, & Rodent Control		School	1,060,883	Cancelled, Abated or Adjusted (1981)	
Other Welfare Services		Self-liquidating		Transfers to Foreclosed Property	
RECREATION and CONSERVATION		Other	604,198	Balance December 31, 1981	46,086.34
Beaches and Boardwalks		Total	1,665,082	PROPERTY ACQUIRED BY DEED OR FORECLOSURE	
Parks, Playgrounds, Shade Trees				Balance January 1, 1981	674,500.00
Land Reclamation & Conservation				Transfers From Taxes or Liens	
Other Recreational Services	15,843.63			Sale for Cash (1981)	
EDUCATION (excluding schools)				Cancelled, Abated or Adjusted (1981)	
Libraries				Balance December 31, 1981	674,500.00
Other Educational Services				CURRENT FINANCES DECEMBER 31, 1981	
STATUTORY EXPENDITURES				ASSETS	
Pensions & F. I. C. A.	86,892.75	EQUALIZED VALUATION BASIS		Cash Dec. 31, 1981	598,688.22
Employee Fringe Benefits	23,702.59	FOR NET DEBT COMPUTATION	142,585,664	Taxes Receivable	222,794.49
Other Statutory Expenditures	7,155.00	REAL PROPERTY VALUATIONS		Tax Title Liens	46,086.34
CETA And Other Public Employment Programs	16,412.07	Code Class # of Parcels % VAL'N		Foreclosed Property	674,500.00
MUNICIPAL FUNCTIONS TOTAL	1,417,618.30	1 Vacant Land 431 4.83	5,293,500.00	Emergencies & Other Deferred Charges	51,020.00
CAPITAL IMPROVEMENTS *MEMO*	10,000.00	2 Residential 2467 72.39	79,402,300.00	State and Federal Aid Receivable	32,002.44
DEBT SERVICE		3 Farm 340 7.01	7,691,000.00	Other Receivables	9,051.40
Principal Payments	115,350.00	4a Commercial 131 12.19	13,373,600.00	Total	1,634,142.89
Interest Payments	38,033.25	4b Industrial 9 3.48	3,819,800.00	LIABILITIES, RESERVES, AND SURPLUS	
		4c Apartments 2 .09	99,200.00	Cash Liabilities	237,828.62
		Total 3380	109,679,400.00	Reserves for Receivables	952,432.23
DEFERRED CHARGES	26,323.52	Land Area 15.96 Sq. Miles		Surplus Dec. 31, 1981	443,882.04
SCHOOL, COUNTY, SPECIAL DISTRICT TAXES	3,313,666.59	Net Valuation Taxable-Municipal	112,093,131	Total	1,634,142.89
RESERVE FOR UNCOLLECTED TAXES	224,168.27	Net Valuation Taxable-County	148,376,248		
EXPENDITURES TOTAL	5,135,159.93	State Equalized Valuation	155,854,655		
		State Equalization Ratio	71.48		

1811

Population 1980 11,278
 Population 1981 11,275
 S & P Rating
 Moody Rating A

General Tax Rate Per \$100.

2.23

State Equalized Tax Rate

2.45

MANVILLE BOROUGH - SOMERSET CO.**Form of Government:****Borough Council****Number of Members on Governing Body - 6**

PER CAPITA:

Gross Debt 454.90

Net Debt 310.11

Debt Service 27.22

Total Tax Levy 349.44

Municipal Expenditures 270.48

PER CENT:

Gross Debt 2.32

Net Debt 1.61

Tax Levy Collected 93.48

Tax Levy Cancelled, Abated

or Adjusted .65

EXPENDITURES		REVENUES-REALIZED		1981 PROPERTY TAX	
GENERAL GOVERNMENT				STATE EQUALIZED TAX RATE	
Governing Body & Public Boards		1981 Property Taxes Collected	5,765,551.05	Local District School Taxes	1.55 3,896,184.43
Municipal Clerk		1981 Payments in Lieu of Taxes		Regional & Consolidated School Tax	
Financial Administration	36,600.00	Delinquent Tax & Lien Collections	277,585.24	School Taxes in Municipal Budget	
Assessment of Taxes	10,550.00	Business Personalty Replacement Taxes	608,076.20	County Taxes	.45 1,125,208.92
Collection of Taxes	44,375.00	Taxes from Public Utilities	389,501.00	County Library Taxes	
Planning, Housing & Development	12,920.00	Other Miscellaneous Tax Revenues		Local Municipal Purpose Taxes	.45 1,134,481.24
Human Resources		State Aid Revenues	115,316.59	Veteran & Senior Citizen Taxes	154,600.00
Elections	1,000.00	Federal Aid Revenues	7,088.30	Total Taxes for Rate Computation	2.45 6,310,474.59
General Administration (other)	245,601.57	State and Local Fiscal Assistance Act Utilized	113,410.00	Special District Taxes	
JUDICIARY		Sale of Acquired Property	117,475.00	Bank Corp. Taxes	28,164.57
Municipal Courts	26,750.43	Other Miscellaneous Revenues	309,801.98	Added and Omitted Taxes	10,888.22
PUBLIC SAFETY		Total	7,704,245.30	Total Taxes Levied - ABSTRACT	6,194,927.38
Fire Protection	48,753.00	Prior Years Surplus Appropriated	275,316.00	Total Taxes Billed	6,163,425.59
Police Protection	655,767.49	REVENUES TOTAL	7,579,561.36	1981 TAXES COLLECTED	5,765,551.05
Civil Defense & Disaster Control	3,800.00	Reserve For Uncollected Taxes	401,000.00	1981 Taxes Cancelled, Abated or Adjusted	40,007.81
Environmental Inspection & Control	17,350.00	CAPITAL OUTLAY TOTAL	1,010,723.52	Transfer to Tax Title Liens or Foreclosed	7,157.77
Other Public Safety				Balance Outstanding Dec. 31, 1981	355,268.96
PUBLIC WORKS				PRIOR YEARS TAXES OUTSTANDING	
Streets and Drainage	353,369.00	Public Enterprises	10,479.99	Balance January 1, 1981	280,810.23
Sewers and Sewage Processing	210,000.00	Recreation—Culture		Collected in 1981	266,496.01
Garbage and Trash Disposal	118,152.00	Public Works	587,643.60	Cancelled, Abated or Adjusted 1981	
Public Buildings and Grounds	30,100.00	Buildings and Grounds	12,559.93	Transfers to Tax Title Liens or Foreclosed	7,001.40
Other Public Works		Library and Education		Balance December 31, 1981	7,312.82
HEALTH and WELFARE		Conservation		TAX TITLE LIENS OUTSTANDING	
Health Services Except Environmental	21,515.00	All Other		Balance January 1, 1981	17,353.82
Welfare-Public Assistance	13,500.00	CAPITAL DEBT AUTHORIZED, DECEMBER 31, 1981		Transfer From Taxes	15,026.14
Hospitals, Clinics, First Aid	2,000.00	ISSUED AND UNISSUED		Redeemed in 1981	11,089.23
Animal, Insect, & Rodent Control	3,728.00	School	1,551,000	Cancelled, Abated or Adjusted (1981)	1,585.10
Other Welfare Services	1,000.00	Self-liquidating	280,000	Transfers to Foreclosed Property	
RECREATION and CONSERVATION		Other	3,298,644	Balance December 31, 1981	19,705.63
Beaches and Boardwalks		Total	5,129,644	PROPERTY ACQUIRED BY DEED OR FORECLOSURE	
Parks, Playgrounds, Shade Trees	64,306.00	ISSUED AND OUTSTANDING		Balance January 1, 1981	101,021.66
Land Reclamation & Conservation		School	1,551,000.00	Transfers From Taxes or Liens	
Other Recreational Services	35,300.00	Self-Liquidating	280,000.00	Sale for Cash (1981)	
EDUCATION (excluding schools)		Other	2,299,000.00	Cancelled, Abated or Adjusted (1981)	
Libraries	80,400.00	Total	4,130,000.00	Balance December 31, 1981	101,021.66
Other Educational Services		EQUALIZED VALUATION BASIS		CURRENT FINANCES DECEMBER 31, 1981	
STATUTORY EXPENDITURES		FOR NET DEBT COMPUTATION	221,473,652	ASSETS	
Pensions & F. I. C. A.	195,379.34	REAL PROPERTY VALUATIONS		Cash Dec. 31, 1981	834,667.63
Employee Fringe Benefits	63,000.00	Code Class # of Parcels % VAL'N		Taxes Receivable	362,581.78
Other Statutory Expenditures	6,835.00	1 Vacant Land 332 1.78	4,907,100.00	Tax Title Liens	19,705.63
CETA And Other Public Employment Programs	11,023.00	2 Residential 3124 76.25	209,629,575.00	Foreclosed Property	101,021.66
MUNICIPAL FUNCTIONS TOTAL	2,313,600.63	3 Farm 5 .01	16,350.00	Emergencies & Other Deferred Charges	68,400.00
CAPITAL IMPROVEMENTS *MEMO*	46,000.00	4a Commercial 138 8.09	22,235,300.00	State and Federal Aid Receivable	
DEBT SERVICE		4b Industrial 17 13.68	37,600,900.00	Other Receivables	113,064.07
Principal Payments	163,000.00	4c Apartments 4 .19	527,700.00	Total	1,499,440.77
Interest Payments	143,909.05	Total 3620	274,916,925.00	LIABILITIES, RESERVES, AND SURPLUS	
DEFERRED CHARGES	28,040.81	Land Area 2.50 Sq. Miles		Cash Liabilities	366,677.35
SCHOOL, COUNTY, SPECIAL DISTRICT TAXES	5,021,393.35	Net Valuation Taxable-Municipal	276,203,125	Reserves for Receivables	596,373.14
RESERVE FOR UNCOLLECTED TAXES	401,000.00	Net Valuation Taxable-County	247,095,188	Surplus Dec. 31, 1981	536,390.28
EXPENDITURES TOTAL	8,071,004.04	State Equalized Valuation	251,566,478	Total	1,499,440.77
		State Equalization Ratio	109.93		

0319

Population 1980 20,525
 Population 1981 20,516
 S & P Rating
 Moody Rating A

General Tax Rate Per \$100.

4.55

State Equalized Tax Rate

2.04

MAPLE SHADE TWP. - BURLINGTON CO.

Form of Government:

Council-Manager Plan E (OMCL 50)

Number of Members on Governing Body - 5

PER CAPITA:

Gross Debt 431.47
 Net Debt 166.44
 Debt Service 21.32
 Total Tax Levy 282.09
 Municipal Expenditures 159.68

PER CENT:

Gross Debt 3.49
 Net Debt 1.35
 Tax Levy Collected 96.83
 Tax Levy Cancelled, Abated or Adjusted .26

EXPENDITURES		REVENUES-REALIZED		1981 PROPERTY TAX	
GENERAL GOVERNMENT				STATE EQUALIZED TAX RATE 2.04	
Governing Body & Public Boards	34,553.00	1981 Property Taxes Collected	5,598,387.17	Local District School Taxes	3,518,480.25
Municipal Clerk	23,110.00	1981 Payments in Lieu of Taxes		Regional & Consolidated School Tax	
Financial Administration	22,798.00	Delinquent Tax & Lien Collections	129,757.67	School Taxes in Municipal Budget	
Assessment of Taxes	43,879.00	Business Personalty Replacement Taxes	114,045.16	County Taxes	1,504,757.27
Collection of Taxes	12,300.00	Taxes from Public Utilities	831,465.00	County Library Taxes	87,529.22
Planning, Housing & Development		Other Miscellaneous Tax Revenues	55,000.00	Local Municipal Purpose Taxes	637,433.00
Human Resources	8,000.00	State Aid Revenues	186,071.93	Veteran & Senior Citizen Taxes	210,750.00
Elections	250,403.00	Federal Aid Revenues		Total Taxes for Rate Computation	5,558,949.74
General Administration (other)		State and Local Fiscal Assistance Act Utilized	142,852.00	Special District Taxes	
JUDICIARY	30,865.00	Sale of Acquired Property	379,168.99	Bank Corp. Taxes	4,853.78
Municipal Courts		Other Miscellaneous Revenues	7,436,747.92	Added and Omitted Taxes	34,370.86
PUBLIC SAFETY		Total	7,436,747.92	Total Taxes Levied - ABSTRACT	5,787,424.38
Fire Protection	148,611.00	Prior Years Surplus Appropriated	1,039,000.00	Total Taxes Billed	5,781,907.01
Police Protection	930,176.56	REVENUES TOTAL	8,475,747.92	1981 TAXES COLLECTED	5,598,387.17
Civil Defense & Disaster Control	10,610.00	Reserve For Uncollected Taxes	284,056.02	1981 Taxes Cancelled, Abated or Adjusted	14,988.89
Environmental Inspection & Control	41,602.00			Transfer to Tax Title Liens or Foreclosed	27,813.31
Other Public Safety		CAPITAL OUTLAY TOTAL	1,057,150.29	Balance Outstanding Dec. 31, 1981	140,717.64
PUBLIC WORKS	476,928.11	Public Enterprises	161,477.75	PRIOR YEARS TAXES OUTSTANDING	
Streets and Drainage		Recreation—Culture		Balance January 1, 1981	173,952.76
Sewers and Sewage Processing	202,740.00	Public Works	894,834.80	Collected in 1981	129,103.57
Garbage and Trash Disposal	32,793.00	Buildings and Grounds	837.74	Cancelled, Abated or Adjusted 1981	18,942.74
Public Buildings and Grounds		Library and Education		Transfers to Tax Title Liens or Foreclosed	14,192.29
Other Public Works		Conservation		Balance December 31, 1981	11,713.76
HEALTH and WELFARE	7,000.00	All Other		TAX TITLE LIENS OUTSTANDING	
Health Services Except Environmental	10,000.00			Balance January 1, 1981	44,432.60
Welfare-Public Assistance		CAPITAL DEBT AUTHORIZED, DECEMBER 31, 1981		Transfer From Taxes	44,262.13
Hospitals, Clinics, First Aid		ISSUED AND UNISSUED		Redeemed in 1981	653.70
Animal, Insect, & Rodent Control		School	3,039,000	Cancelled, Abated or Adjusted (1981)	6,633.13
Other Welfare Services		Self-liquidating	2,395,509	Transfers to Foreclosed Property	
RECREATION and CONSERVATION		Other	3,417,430	Balance December 31, 1981	81,407.90
Beaches and Boardwalks		Total	8,851,939	PROPERTY ACQUIRED BY DEED OR FORECLOSURE	
Parks, Playgrounds, Shade Trees				Balance January 1, 1981	17,387.87
Land Reclamation & Conservation		ISSUED AND OUTSTANDING		Transfers From Taxes or Liens	
Other Recreational Services	18,349.00	School	3,039,000.00	Sale for Cash (1981)	
EDUCATION (excluding schools)	29,957.00	Self-liquidating	2,122,200.00	Cancelled, Abated or Adjusted (1981)	
Libraries		Other	3,413,580.00	Balance December 31, 1981	17,387.87
Other Educational Services		Total	8,575,180.00	CURRENT FINANCES DECEMBER 31, 1981	
STATUTORY EXPENDITURES	128,491.53	EQUALIZED VALUATION BASIS		ASSETS	
Pensions & F. I. C. A.	52,870.00	FOR NET DEBT COMPUTATION	253,310,074	Cash Dec. 31, 1981	1,588,788.64
Employee Fringe Benefits	10,000.00	REAL PROPERTY VALUATIONS		Taxes Receivable	152,431.40
Other Statutory Expenditures		Code Class # of Parcels % VAL'N	ASSESSED VALUATION	Tax Title Liens	81,407.90
CETA And Other Public Employment Programs	2,526,030.20	1 Vacant Land 201 1.82	2,291,202.00	Foreclosed Property	17,387.87
MUNICIPAL FUNCTIONS TOTAL	40,000.00	2 Residential 4583 58.97	74,190,253.00	Emergencies & Other Deferred Charges	5,660.91
CAPITAL IMPROVEMENTS *MEMO*		3 Farm		State and Federal Aid Receivable	87,649.01
DEBT SERVICE	168,970.00	4a Commercial 208 16.28	20,477,268.00	Other Receivables	4,290.10
Principal Payments	268,360.71	4b Industrial 25 1.70	2,144,756.00	Total	1,937,636.03
Interest Payments		4c Apartments 19 21.23	26,704,942.00	LIABILITIES, RESERVES, AND SURPLUS	
DEFERRED CHARGES	28,578.87	Total 5036	125,808,461.00	Cash Liabilities	768,410.37
SCHOOL, COUNTY, SPECIAL DISTRICT TAXES	5,110,766.74	Land Area 3.72 Sq. Miles		Reserves for Receivables	255,517.27
RESERVE FOR UNCOLLECTED TAXES	284,096.02	Net Valuation Taxable-Municipal	126,746,552	Surplus Dec. 31, 1981	913,708.39
EXPENDITURES TOTAL	8,386,808.54	Net Valuation Taxable-County	262,169,496	Total	1,937,636.03
		State Equalized Valuation	261,075,774		
		State Equalization Ratio	44.91		

Population 1980 **22,950**
 Population 1981 **22,795**
 S & P Rating
 Moody Rating **AA**

General Tax Rate Per \$100. **3.46**
 State Equalized Tax Rate **3.62**

MAPLEWOOD TOWNSHIP - ESSEX COUNTY
Form of Government:
Township Committee
Number of Members on Governing Body - 5

PER CAPITA
 Gross Debt **467.08**
 Net Debt **215.44**
 Debt Service **11.87**
 Total Tax Levy **834.48**
 Municipal Expenditures **337.11**

PER CENT.
 Gross Debt **2.27**
 Net Debt **1.05**
 Tax Levy Collected **96.60**
 Tax Levy Cancelled, Abated or Adjusted **1.29**

EXPENDITURES		REVENUES-REALIZED		1981 PROPERTY TAX	
GENERAL GOVERNMENT				STATE EQUALIZED TAX RATE	
Governing Body & Public Boards		1981 Property Taxes Collected	18,336,781.48	Local District School Taxes 1.77	9,287,917.84
Municipal Clerk		1981 Payments in Lieu of Taxes	179,352.76	Regional & Consolidated School Tax	
Financial Administration	25,162.74	Delinquent Tax & Lien Collections	365,259.17	School Taxes in Municipal Budget	
Assessment of Taxes	36,431.91	Business Personalty Replacement Taxes	296,571.72	County Taxes 1.08	5,647,596.54
Collection of Taxes	67,421.54	Taxes from Public Utilities	550,835.00	County Library Taxes	
Planning, Housing & Development	10,383.23	Other Miscellaneous Tax Revenues		Local Municipal Purpose Taxes .77	4,028,872.26
Human Resources	5,000.00	State Aid Revenues	218,226.85	Veteran & Senior Citizen Taxes	202,050.00
Elections		Federal Aid Revenues		Total Taxes for Rate Computation 3.62	19,166,436.64
General Administration (other)	707,060.65	State and Local Fiscal Assistance Act Utilized	442,537.00	Special District Taxes	
JUDICIARY		Sale of Acquired Property		Bank Corp. Taxes	42,832.37
Municipal Courts	46,557.19	Other Miscellaneous Revenues	721,488.91	Added and Omitted Taxes	14,701.54
PUBLIC SAFETY		Total	21,555,052.89	Total Taxes Levied - ABSTRACT	19,021,920.55
Fire Protection	1,230,305.96	Prior Years Surplus Appropriated	562,000.00	Total Taxes Billed	18,982,919.78
Police Protection	1,330,351.32	REVENUES TOTAL	22,117,052.89	1981 TAXES COLLECTED	18,336,781.48
Civil Defense & Disaster Control	15,849.00	Reserve For Uncollected Taxes	660,209.62	1981 Taxes Cancelled, Abated or Adjusted	245,316.14
Environmental Inspection & Control	35,399.97	CAPITAL OUTLAY TOTAL	285,064.71	Transfer to Tax Title Liens or Foreclosed	14,549.30
Other Public Safety				Balance Outstanding Dec. 31, 1981	386,272.86
PUBLIC WORKS				PRIOR YEARS TAXES OUTSTANDING	
Streets and Drainage	535,809.18	Public Enterprises		Balance January 1, 1981	384,421.59
Sewers and Sewage Processing	305,994.68	Recreation—Culture	22,262.86	Collected in 1981	356,072.63
Garbage and Trash Disposal	27,000.00	Public Works	214,332.60	Cancelled, Abated or Adjusted 1981	
Public Buildings and Grounds	238,963.94	Buildings and Grounds	48,465.25	Transfers to Tax Title Liens or Foreclosed	28,348.96
Other Public Works	90,000.64	Library and Education		Balance December 31, 1981	
HEALTH and WELFARE		Conservation		TAX TITLE LIENS OUTSTANDING	
Health Services Except Environmental	83,471.33	All Other		Balance January 1, 1981	14,677.75
Welfare-Public Assistance	23,013.64	CAPITAL DEBT AUTHORIZED, DECEMBER 31, 1981		Transfer From Taxes	48,535.85
Hospitals, Clinics, First Aid		ISSUED AND UNISSUED		Redeemed in 1981	8,006.54
Animal, Insect, & Rodent Control		School	5,399,101	Cancelled, Abated or Adjusted (1981)	
Other Welfare Services	20,500.00	Self-liquidating	337,000	Transfers to Foreclosed Property	
RECREATION and CONSERVATION		Other	4,911,011	Balance December 31, 1981	55,207.06
Beaches and Boardwalks		Total	10,647,113	PROPERTY ACQUIRED BY DEED OR FORECLOSURE	
Parks, Playgrounds, Shade Trees	272,975.11	ISSUED AND OUTSTANDING		Balance January 1, 1981	7,003.00
Land Reclamation & Conservation		School	2,568,527.46	Transfers From Taxes or Liens	
Other Recreational Services	119,007.00	Self-Liquidating	337,000.00	Sale for Cash (1981)	
EDUCATION (excluding schools)		Other	2,331,000.00	Cancelled, Abated or Adjusted (1981)	
Libraries	378,507.00	Total	5,236,527.46	Balance December 31, 1981	7,003.00
Other Educational Services		EQUALIZED VALUATION BASIS		CURRENT FINANCES DECEMBER 31, 1981	
STATUTORY EXPENDITURES		FOR NET DEBT COMPUTATION	468,765,261	ASSETS	
Pensions & F. I. C. A.	917,387.83	REAL PROPERTY VALUATIONS		Cash Dec. 31, 1981	638,794.01
Employee Fringe Benefits	181,000.00	Code Class # of Parcels % VAL'N		Taxes Receivable	386,272.86
Other Statutory Expenditures	19,000.00	1 Vacant Land 119 .46	2,486,500.00	Tax Title Liens	55,207.06
CETA And Other Public Employment Programs		2 Residential 6625 88.68	483,011,600.00	Foreclosed Property	7,003.00
MUNICIPAL FUNCTIONS TOTAL	6,726,553.86	3 Farm		Emergencies & Other Deferred Charges	81,420.00
CAPITAL IMPROVEMENTS *MEMO*	2,689.00	4a Commercial 283 8.54	46,495,000.00	State and Federal Aid Receivable	
DEBT SERVICE		4b Industrial 35 1.65	8,989,600.00	Other Receivables	44,680.65
Principal Payments	135,000.00	4c Apartments 8 .67	3,655,900.00	Total	1,213,377.78
Interest Payments	135,585.05	Total 7070	544,638,600.00	LIABILITIES, RESERVES, AND SURPLUS	
DEFERRED CHARGES	27,140.00	Land Area 4.00 Sq. Miles		Cash Liabilities	405,203.04
SCHOOL, COUNTY, SPECIAL DISTRICT TAXES	14,935,514.38	Net Valuation Taxable-Municipal	548,214,400	Reserves for Receivables	493,163.77
RESERVE FOR UNCOLLECTED TAXES	660,209.62	Net Valuation Taxable-County	471,127,559	Surplus Dec. 31, 1981	315,010.97
EXPENDITURES TOTAL	22,620,002.91	State Equalized Valuation	523,643,801	Total	1,213,377.78
		State Equalization Ratio	104.73		

0116

Population 1980 9,179
 Population 1981 9,057
 S & P Rating
 Moody Rating A-1

General Tax Rate Per \$100. 2.69
 State Equalized Tax Rate 1.27

MARGATE CITY - ATLANTIC COUNTY

Form of Government:

Commission (1911)

Number of Members on Governing Body - 3

PER CAPITA:

Gross Debt 838.66
 Net Debt 329.22
 Debt Service 58.59
 Total Tax Levy 897.84
 Municipal Expenditures 509.20

PER CENT:

Gross Debt 1.52
 Net Debt .60
 Tax Levy Collected 96.08
 Tax Levy Cancelled, Abated or Adjusted .62

EXPENDITURES		REVENUES-REALIZED		1981 PROPERTY TAX	
GENERAL GOVERNMENT				STATE EQUALIZED TAX RATE	
Governing Body & Public Boards	12,500.00	1981 Property Taxes Collected	7,807,801.46	Local District School Taxes .38	2,431,748.00
Municipal Clerk	14,100.00	1981 Payments in Lieu of Taxes		Regional & Consolidated School Tax	
Financial Administration	50,050.00	Delinquent Tax & Lien Collections	168,878.29	School Taxes in Municipal Budget .01	86,162.50
Assessment of Taxes	92,361.00	Business Personalty Replacement Taxes	55,561.16	County Taxes .43 *	2,745,367.06
Collection of Taxes	19,230.70	Taxes from Public Utilities	663,750.00	County Library Taxes	
Planning, Housing & Development		Other Miscellaneous Tax Revenues	12,102.09	Local Municipal Purpose Taxes .44	2,765,457.47
Human Resources	8,247.55	State Aid Revenues	79,940.51	Veteran & Senior Citizen Taxes	121,550.00
Elections	395,957.13	Federal Aid Revenues	27,055.64	Total Taxes for Rate Computation 1.26	8,150,285.03
General Administration (other)	42,967.96	State and Local Fiscal Assistance Act Utilized	65,266.00	Special District Taxes	
JUDICIARY		Sale of Acquired Property		Bank Corp. Taxes	5,677.00
Municipal Courts	632,600.00	Other Miscellaneous Revenues	874,026.02	Added and Omitted Taxes	97,342.98
PUBLIC SAFETY		Total	9,754,421.17	Total Taxes Levied - ABSTRACT	8,131,755.01
Fire Protection	743,729.06	Prior Years Surplus Appropriated	464,000.00	Total Taxes Billed	8,126,078.01
Police Protection	100.00	REVENUES TOTAL	10,218,421.17	1981 TAXES COLLECTED	7,807,801.46
Civil Defense & Disaster Control	60,500.00	Reserve For Uncollected Taxes	497,161.00	1981 Taxes Cancelled, Abated or Adjusted	50,375.50
Environmental Inspection & Control		CAPITAL OUTLAY TOTAL	1,983,105.46	Transfer to Tax Title Liens or Foreclosed	1,845.13
Other Public Safety				Balance Outstanding Dec. 31, 1981	266,055.52
PUBLIC WORKS				PRIOR YEARS TAXES OUTSTANDING	
Streets and Drainage	583,183.77	Public Enterprises		Balance January 1, 1981	169,237.51
Sewers and Sewage Processing		Recreation—Culture		Collected in 1981	167,530.79
Garbage and Trash Disposal	41,650.00	Public Works	150,230.46	Cancelled, Abated or Adjusted 1981	503.64
Public Buildings and Grounds	67,562.79	Buildings and Grounds		Transfers to Tax Title Liens or Foreclosed	1,203.08
Other Public Works		Library and Education	1,832,875.00	Balance December 31, 1981	
HEALTH and WELFARE		Conservation		TAX TITLE LIENS OUTSTANDING	
Health Services Except Environmental	450.00	All Other		Balance January 1, 1981	4,649.81
Welfare-Public Assistance	3,775.00	CAPITAL DEBT AUTHORIZED, DECEMBER 31, 1981		Transfer From Taxes	3,192.63
Hospitals, Clinics, First Aid	1,000.00	ISSUED AND UNISSUED		Redeemed in 1981	1,347.50
Animal, Insect, & Rodent Control	1,000.00	GROSS DEBT		Cancelled, Abated or Adjusted (1981)	
Other Welfare Services		School	4,516,000	Transfers to Foreclosed Property	
RECREATION and CONSERVATION		Self-liquidating	98,000	Balance December 31, 1981	6,494.94
Beaches and Boardwalks	104,968.38	Other	2,981,756	PROPERTY ACQUIRED BY DEED OR	
Parks, Playgrounds, Shade Trees	72,200.00	Total	7,595,756	FORECLOSURE	
Land Reclamation & Conservation		ISSUED AND OUTSTANDING		Balance January 1, 1981	129,637.50
Other Recreational Services		School	4,516,000.00	Transfers From Taxes or Liens	
EDUCATION (excluding schools)		Self-Liquidating	98,000.00	Sale for Cash (1981)	
Libraries	99,600.00	Other	2,963,000.00	Cancelled, Abated or Adjusted (1981)	
Other Educational Services		Total	7,577,000.00	Balance December 31, 1981	129,637.50
STATUTORY EXPENDITURES		EQUALIZED VALUATION BASIS		CURRENT FINANCES DECEMBER 31, 1981	
Pensions & F. I. C. A.	259,555.00	FOR NET DEBT COMPUTATION	499,988,609	ASSETS	
Employee Fringe Benefits	136,681.45	REAL PROPERTY VALUATIONS		Cash Dec. 31, 1981	1,906,467.86
Other Statutory Expenditures	22,000.00	Code Class # of Parcels % VAL'N		Taxes Receivable	266,055.92
CETA And Other Public Employment Programs	74,055.00	1 Vacant Land 793 3.43		Tax Title Liens	6,494.94
MUNICIPAL FUNCTIONS		2 Residential 5342 89.94		Foreclosed Property	129,637.50
CAPITAL IMPROVEMENTS		3 Farm		Emergencies & Other Deferred Charges	
DEBT SERVICE		4a Commercial 156 4.57		State and Federal Aid Receivable	
Principal Payments	295,000.00	4b Industrial		Other Receivables	30,145.99
Interest Payments	235,606.19	4c Apartments 51 2.06		Total	2,338,802.21
TYPE I SCHL DEBT *MEMO	65,381.94	Total 6342		LIABILITIES, RESERVES, AND SURPLUS	
DEFERRED CHARGES		Land Area 1.40 Sq. Miles		Cash Liabilities	446,357.74
SCHOOL, COUNTY, SPECIAL DISTRICT TAXES	5,263,277.56	Net Valuation Taxable-Municipal	259,132,341	Reserves for Receivables	432,334.35
RESERVE FOR UNCOLLECTED TAXES	497,161.00	Net Valuation Taxable-County	519,884,483	Surplus Dec. 31, 1981	1,460,110.12
EXPENDITURES TOTAL	9,875,069.54	State Equalized Valuation	632,713,528	Total	2,338,802.21
		State Equalization Ratio	47.21		

1981 3000

* ABOVE DEBT SERVICE INCLUDES TYPE I SCHOOL DEBT

*Includes County Health Service Taxes or County Vocational School Taxes. See Table 13.

Population 1980 17,560

Population 1981 18,500

S & P Rating

Moody Rating A

General Tax Rate Per \$100.

5.45

State Equalized Tax Rate

2.39

MARLBORO TOWNSHIP - MONMOUTH CO.**Form of Government:****Council-Manager Plan E (OMCL 50)****Number of Members on Governing Body - 5****PER CAPITA:**

Gross Debt 1,159.62

Net Debt 384.12

Debt Service 34.09

Total Tax Levy 593.33

Municipal Expenditures 223.26

PER CENT:

Gross Debt 5.98

Net Debt 1.98

Tax Levy Collected 97.03

Tax Levy Cancelled, Abated

or Adjusted .03

EXPENDITURES		REVENUES-REALIZED		1981 PROPERTY TAX	
GENERAL GOVERNMENT				STATE EQUALIZED TAX RATE →	
Governing Body & Public Boards	20,000.00	1981 Property Taxes Collected	10,643,411.31	Local District School Taxes 1.05	4,452,053.00
Municipal Clerk		1981 Payments in Lieu of Taxes		Regional & Consolidated School Tax .51	2,154,123.76
Financial Administration	46,094.00	Delinquent Tax & Lien Collections	420,465.97	School Taxes in Municipal Budget	
Assessment of Taxes	85,460.00	Business Personalty Replacement Taxes	97,438.00	County Taxes .50	2,128,540.64
Collection of Taxes	36,001.00	Taxes from Public Utilities	660,325.00	County Library Taxes .02	77,462.78
Planning, Housing & Development	48,132.00	Other Miscellaneous Tax Revenues		Local Municipal Purpose Taxes .32	1,350,432.66
Human Resources	15,365.00	State Aid Revenues	262,869.10	Veteran & Senior Citizen Taxes	61,500.00
Elections	4,050.00	Federal Aid Revenues	16,650.84	Total Taxes for Rate Computation 2.40	10,224,113.04
General Administration (other)	425,332.00	State and Local Fiscal Assistance Act Utilized	143,671.00	Special District Taxes	380,238.42
JUDICIARY		Sale of Acquired Property		Bank Corp. Taxes	8,766.08
Municipal Courts	57,024.39	Other Miscellaneous Revenues	1,232,849.32	Added and Omitted Taxes	425,072.69
PUBLIC SAFETY		Total	13,677,680.54	Total Taxes Levied - ABSTRACT	10,976,690.23
Fire Protection	11,200.00	Prior Years Surplus Appropriated	400,000.00	Total Taxes Billed	10,969,057.16
Police Protection	918,894.50	REVENUES	TOTAL	1981 TAXES COLLECTED	10,643,411.31
Civil Defense & Disaster Control	500.00	Reserve For Uncollected Taxes	322,000.00	1981 Taxes Cancelled, Abated or Adjusted	3,702.54
Environmental Inspection & Control	70,467.00	CAPITAL OUTLAY	TOTAL	Transfer to Tax Title Liens or Foreclosed	26,227.38
Other Public Safety			1,522,056.70	Balance Outstanding Dec. 31, 1981	295,715.93
PUBLIC WORKS				PRIOR YEARS TAXES OUTSTANDING	
Streets and Drainage	637,981.00	Public Enterprises	53,951.65	Balance January 1, 1981	383,547.82
Sewers and Sewage Processing		Recreation—Culture	934,684.98	Collected in 1981	360,084.04
Garbage and Trash Disposal	5,200.00	Public Works	379,883.61	Cancelled, Abated or Adjusted 1981	4.46
Public Buildings and Grounds	68,756.00	Buildings and Grounds	126,836.46	Transfers to Tax Title Liens or Foreclosed	6,120.08
Other Public Works	17,083.00	Library and Education	26,700.00	Balance December 31, 1981	17,339.24
HEALTH and WELFARE		Conservation		TAX TITLE LIENS OUTSTANDING	
Health Services Except Environmental	3,250.00	All Other		Balance January 1, 1981	277,527.95
Welfare-Public Assistance	10,100.00	CAPITAL DEBT AUTHORIZED, DECEMBER 31, 1981		Transfer From Taxes	33,082.52
Hospitals, Clinics, First Aid	4,000.00	ISSUED AND UNISSUED	GROSS DEBT	Redeemed in 1981	60,381.51
Animal, Insect, & Rodent Control	7,200.00	School	13,576,621	Cancelled, Abated or Adjusted (1981)	
Other Welfare Services		Self-liquidating	670,000	Transfers to Foreclosed Property	
RECREATION and CONSERVATION		Other	7,206,257	Balance December 31, 1981	250,228.56
Beaches and Boardwalks		Total	21,452,878	PROPERTY ACQUIRED BY DEED OR FORECLOSURE	
Parks, Playgrounds, Shade Trees	7,000.00	ISSUED AND OUTSTANDING		Balance January 1, 1981	112,630.00
Land Reclamation & Conservation	512.00	School	13,427,204.72	Transfers From Taxes or Liens	
Other Recreational Services	177,766.00	Self-liquidating	450,000.00	Sale for Cash (1981)	
EDUCATION (excluding schools)		Other	4,601,646.50	Cancelled, Abated or Adjusted (1981)	
Libraries	21,099.00	Total	18,478,851.22	Balance December 31, 1981	112,630.00
Other Educational Services		EQUALIZED VALUATION BASIS		CURRENT FINANCES DECEMBER 31, 1981	
STATUTORY EXPENDITURES		FOR NET DEBT COMPUTATION	358,867,631	ASSETS	
Pensions & F. I. C. A.	205,881.30	REAL PROPERTY VALUATIONS		Cash Dec. 31, 1981	3,225,871.37
Employee Fringe Benefits	230,819.00	Code Class # of Parcels % VAL'N	ASSESSED VALUATION	Taxes Receivable	313,055.17
Other Statutory Expenditures	18,142.00	1 Vacant Land 1156 5.06	9,318,695.00	Tax Title Liens	250,228.56
CETA And Other Public Employment Programs	17,726.00	2 Residential 4184 82.71	152,401,272.00	Foreclosed Property	112,630.00
MUNICIPAL FUNCTIONS	TOTAL	3 Farm 457 4.40	8,099,759.00	Emergencies & Other Deferred Charges	77,313.08
CAPITAL IMPROVEMENTS	*MEMO*	4a Commercial 123 5.23	9,643,410.00	State and Federal Aid Receivable	14,650.04
DEBT SERVICE		4b Industrial 24 2.61	4,805,820.00	Other Receivables	799,976.92
Principal Payments	258,334.00	4c Apartments		Total	4,793,725.14
Interest Payments	372,391.33	Total	5944	LIABILITIES, RESERVES, AND SURPLUS	
DEFERRED CHARGES		Land Area 30.35 Sq. Miles		Cash Liabilities	2,420,701.03
SCHOOL, COUNTY, SPECIAL DISTRICT TAXES	6,573.28	Net Valuation Taxable-Municipal	186,540,800	Reserves for Receivables	1,429,627.65
SCHOOL, COUNTY, SPECIAL DISTRICT TAXES	9,192,418.80	Net Valuation Taxable-County	351,647,183	Surplus Dec. 31, 1981	943,396.46
RESERVE FOR UNCOLLECTED TAXES	322,000.00	State Equalized Valuation	421,923,304	Total	4,793,725.14
EXPENDITURES	TOTAL	State Equalization Ratio	43.91		
	13,322,752.60				

Population 1980 8,837
 Population 1981 8,823
 S & P Rating
 Moody Rating A

General Tax Rate Per \$100. 3.89
 State Equalized Tax Rate 2.88

MATAWAN BOROUGH - MONMOUTH CO.

Form of Government:

Borough Council

Number of Members on Governing Body - 6

PER CAPITA:

Grass Debt 672.12
 Net Debt 196.98
 Debt Service 29.29
 Total Tax Levy 542.15
 Municipal Expenditures 293.90

PER CENT:

Grass Debt 4.00
 Net Debt 1.17
 Tax Levy Collected 94.68
 Tax Levy Cancelled, Abated or Adjusted 1.00

EXPENDITURES		REVENUES-REALIZED		1981 PROPERTY TAX	
GENERAL GOVERNMENT				STATE EQUALIZED TAX RATE →	
Governing Body & Public Boards	150.00	1981 Property Taxes Collected		Local District School Taxes	
Municipal Clerk		1981 Payments in Lieu of Taxes		Regional & Consolidated School Tax	1.80
Financial Administration	20,393.00	Delinquent Tax & Lien Collections		School Taxes in Municipal Budget	
Assessment of Taxes	11,485.00	Business Personalty Replacement Taxes		County Taxes	.48
Collection of Taxes	15,430.00	Taxes from Public Utilities		County Library Taxes	
Planning, Housing & Development	13,263.00	Other Miscellaneous Tax Revenues		Local Municipal Purpose Taxes	.60
Human Resources	260.00	State Aid Revenues		Veteran & Senior Citizen Taxes	
Elections	2,305.00	Federal Aid Revenues		Total Taxes for Rate Computation	2.88
General Administration (other)	197,626.00	State and Local Fiscal Assistance Act Utilized		Special District Taxes	
JUDICIARY		State and Local Fiscal Assistance Act Utilized		Bank Corp. Taxes	
Municipal Courts	16,006.00	Sale of Acquired Property		Added and Omitted Taxes	
PUBLIC SAFETY		Other Miscellaneous Revenues		Total Taxes Levied - ABSTRACT	
Fire Protection	53,300.00	Prior Years Surplus Appropriated		Total Taxes Billed	
Police Protection	649,801.14	REVENUES TOTAL		1981 TAXES COLLECTED	
Civil Defense & Disaster Control	1,500.00	Reserve For Uncollected Taxes		1981 Taxes Cancelled, Abated or Adjusted	
Environmental Inspection & Control	8,004.00	CAPITAL OUTLAY TOTAL		Transfer to Tax Title Liens or Foreclosed	
Other Public Safety		Public Enterprises		Balance Outstanding Dec. 31, 1981	
PUBLIC WORKS		Recreation—Culture		PRIOR YEARS TAXES OUTSTANDING	
Streets and Drainage	284,169.00	Public Works		Balance January 1, 1981	
Sewers and Sewage Processing	120,230.00	Buildings and Grounds		Collected in 1981	
Gorbage and Trash Disposal	102,412.00	Library and Education		Cancelled, Abated or Adjusted 1981	
Public Buildings and Grounds	20,509.00	Conservation		Transfers to Tax Title Liens or Foreclosed	
Other Public Works		All Other		Balance December 31, 1981	
HEALTH and WELFARE		CAPITAL DEBT AUTHORIZED, DECEMBER 31, 1981		TAX TITLE LIENS OUTSTANDING	
Health Services Except Environmental	126,479.00	ISSUED AND UNISSUED		Balance January 1, 1981	
Welfare-Public Assistance	9,200.00	GROSS DEBT		Transfer From Taxes	
Hospitals, Clinics, First Aid		NET DEBT		Redeemed in 1981	
Animal, Insect, & Radent Control		Schaal		Cancelled, Abated or Adjusted (1981)	
Other Welfare Services	750.00	Self-liquidating		Transfers to Foreclosed Property	
RECREATION and CONSERVATION		Other		Balance December 31, 1981	
Beaches and Boardwalks		Total		PROPERTY ACQUIRED BY DEED OR FORECLOSURE	
Parks, Playgrounds, Shade Trees	5,620.00	ISSUED AND OUTSTANDING		Balance January 1, 1981	
Land Reclamation & Conservation	150.00	Schaal		Transfers From Taxes or Liens	
Other Recreational Services	35,340.00	Self-liquidating		Sale for Cash (1981)	
EDUCATION (excluding schools)		Other		Cancelled, Abated or Adjusted (1981)	
Libraries	55,792.00	Total		Balance December 31, 1981	
Other Educational Services	6,600.00	EQUALIZED VALUATION BASIS FOR NET DEBT COMPUTATION		CURRENT FINANCES DECEMBER 31, 1981	
STATUTORY EXPENDITURES		REAL PROPERTY VALUATIONS		ASSETS	
Pensions & F. I. C. A.	116,324.97	Code Class # of Parcels % VAL'N		Cash Dec. 31, 1981	
Employee Fringe Benefits	43,053.00	1 Vacant Land 200 1.81		Taxes Receivable	
Other Statutory Expenditures	4,525.00	2 Residential 1936 74.05		Tax Title Liens	
CETA And Other Public Employment Programs	43,371.00	3 Farm		Foreclosed Property	
MUNICIPAL FUNCTIONS TOTAL	1,980,048.11	4a Commercial 136 12.60		Emergencies & Other Deferred Charges	
CAPITAL IMPROVEMENTS *MEMO*	5,000.00	4b Industrial 9 1.58		State and Federal Aid Receivable	
DEBT SERVICE		4c Apartments 17 9.96		Other Receivables	
Principal Payments	155,000.00	Total 2298		Total	
Interest Payments	103,450.50	Land Area 2.26 Sq. Miles		LIABILITIES, RESERVES, AND SURPLUS	
DEFERRED CHARGES	27,915.01	Net Valuation Taxable-Municipal		Cash Liabilities	
SCHOOL, COUNTY, SPECIAL DISTRICT TAXES	3,759,297.06	Net Valuation Taxable-County		Reserves for Receivables	
RESERVE FOR UNCOLLECTED TAXES	326,629.06	State Equalized Valuation		Surplus Dec. 31, 1981	
EXPENDITURES TOTAL	6,352,339.74	State Equalization Ratio		Total	

0234

Population 1980 9,895
 Population 1981 9,874
 S & P Rating
 Moody Rating A-1

General Tax Rate Per \$100.
 2.97
 State Equalized Tax Rate
 2.15

MAYWOOD BOROUGH - BERGEN COUNTY

Form of Government:

Borough Council

Number of Members on Governing Body - 6

PER CAPITA:

Gross Debt 132.08
 Net Debt 119.98
 Debt Service 14.51
 Total Tax Levy 598.02
 Municipal Expenditures 285.27

PER CENT:

Gross Debt .54
 Net Debt .49
 Tax Levy Collected 99.31
 Tax Levy Cancelled, Abated or Adjusted .01

EXPENDITURES		REVENUES-REALIZED		1981 PROPERTY TAX	
GENERAL GOVERNMENT		1981 Property Taxes Collected		STATE EQUALIZED TAX RATE 1.29	
Governing Body & Public Boards		1981 Payments in Lieu of Taxes	5,861,680.50	Local District School Taxes	3,530,214.50
Municipal Clerk		Delinquent Tax & Lien Collections	29,745.28	Regional & Consolidated School Tax	
Financial Administration		Business Personalty Replacement Taxes	158,801.04	School Taxes in Municipal Budget	
Assessment of Taxes	27,570.00	Taxes from Public Utilities	462,582.00	County Taxes	.32 859,781.72
Collection of Taxes	45,573.00	Other Miscellaneous Tax Revenues		County Library Taxes	
Planning, Housing & Development	21,724.00	State Aid Revenues	87,220.97	Local Municipal Purpose Taxes	.54 1,464,914.17
Human Resources	2,250.00	Federal Aid Revenues		Veteran & Senior Citizen Taxes	98,350.00
Elections		State and Local Fiscal Assistance Act Utilized	93,511.75	Total Taxes for Rate Computation	2.15 5,953,260.39
General Administration (other)	340,190.20	Sale of Acquired Property		Special District Taxes	
JUDICIARY		Other Miscellaneous Revenues	441,358.51	Bank Corp. Taxes	10,634.64
Municipal Courts	35,821.00	Prior Years Surplus Appropriated	145,000.00	Added and Omitted Taxes	39,337.01
PUBLIC SAFETY		REVENUES TOTAL	7,280,340.05	Total Taxes Levied - ABSTRACT	5,904,882.04
Fire Protection	108,997.00	Reserve For Uncollected Taxes	90,000.00	Total Taxes Billed	5,902,177.49
Police Protection	713,770.75	CAPITAL OUTLAY TOTAL	308,584.91	1981 TAXES COLLECTED	5,861,680.50
Civil Defense & Disaster Control	3,605.00	Public Enterprises		1981 Taxes Cancelled, Abated or Adjusted	804.43
Environmental Inspection & Control	44,393.00	Recreation—Culture		Transfer to Tax Title Liens or Foreclosed	611.82
Other Public Safety	960.00	Public Works	308,584.91	Balance Outstanding Dec. 31, 1981	39,080.74
PUBLIC WORKS		Buildings and Grounds		PRIOR YEARS TAXES OUTSTANDING	
Streets and Drainage	230,915.00	Library and Education		Balance January 1, 1981	29,749.86
Sewers and Sewage Processing		Conservation		Collected in 1981	29,745.28
Garbage and Trash Disposal	261,888.00	All Other		Cancelled, Abated or Adjusted 1981	
Public Buildings and Grounds	90,182.00	CAPITAL DEBT AUTHORIZED, DECEMBER 31, 1981		Transfers to Tax Title Liens or Foreclosed	
Other Public Works	200.00	ISSUED AND UNISSUED, GROSS DEBT		Balance December 31, 1981	4.58
HEALTH and WELFARE		School	69,000	TAX TITLE LIENS OUTSTANDING	
Health Services Except Environmental	31,461.00	Self-liquidating	124,025	Balance January 1, 1981	5,270.87
Welfare-Public Assistance	4,057.00	Other	1,111,150	Transfer From Taxes	611.82
Hospitals, Clinics, First Aid	5,300.00	Total	1,304,175	Redeemed in 1981	
Animal, Insect, & Rodent Control		ISSUED AND OUTSTANDING		Cancelled, Abated or Adjusted (1981)	
Other Welfare Services	300.00	School	69,000.00	Transfers to Foreclosed Property	
RECREATION and CONSERVATION		Self-liquidating	124,025.00	Balance December 31, 1981	5,882.69
Beaches and Boardwalks	42,405.00	Other	1,044,650.00	PROPERTY ACQUIRED BY DEED OR	
Parks, Playgrounds, Shade Trees		Total	1,237,675.00	FORECLOSURE	
Land Reclamation & Conservation		EQUALIZED VALUATION BASIS		Balance January 1, 1981	14,820.00
Other Recreational Services	35,225.00	FOR NET DEBT COMPUTATION	239,877,580	Transfers From Taxes or Liens	
EDUCATION (excluding schools)		REAL PROPERTY VALUATIONS		Sale for Cash (1981)	
Libraries	122,125.00	Code Class # of Parcels % VAL'N		Cancelled, Abated or Adjusted (1981)	
Other Educational Services		1 Vacant Land 75 .59		Balance December 31, 1981	14,820.00
STATUTORY EXPENDITURES		2 Residential 2724 77.17		CURRENT FINANCES DECEMBER 31, 1981	
Pensions & F. I. C. A.	190,535.51	3 Farm		ASSETS	
Employee Fringe Benefits	11,072.00	4a Commercial 95 8.02		Cash Dec. 31, 1981	1,142,561.60
Other Statutory Expenditures	12,000.00	4b Industrial 28 9.96		Taxes Receivable	39,085.32
CETA And Other Public Employment Programs		4c Apartments 11 4.26		Tax Title Liens	5,882.69
MUNICIPAL FUNCTIONS TOTAL	2,382,519.46	Total 2933		Foreclosed Property	14,820.00
CAPITAL IMPROVEMENTS *MEMO*	4,000.00	Land Area 1.30 Sq. Miles		Emergencies & Other Deferred Charges	36,750.00
DEBT SERVICE		Net Valuation Taxable-Municipal	157,402,036	State and Federal Aid Receivable	15,888.09
Principal Payments	85,000.00	Net Valuation Taxable-County	242,935,612	Other Receivables	20,010.00
Interest Payments	58,309.87	State Equalized Valuation	272,208,653	Total	1,274,997.76
DEFERRED CHARGES	200,881.63	State Equalization Ratio	72.37	LIABILITIES, RESERVES, AND SURPLUS	
SCHOOL, COUNTY, SPECIAL DISTRICT TAXES	4,385,996.22			Cash Liabilities	987,823.74
RESERVE FOR UNCOLLECTED TAXES	90,000.00			Reserves for Receivables	79,798.01
EXPENDITURES TOTAL	7,200,707.18			Surplus Dec. 31, 1981	207,370.01
				Total	1,274,997.76

Population 1980 17,022
 Population 1981 10,203
 S & P Rating
 Moody Rating

General Tax Rate Per \$100.

3.15

State Equalized Tax Rate

2.26

MEDFORD TOWNSHIP - BURLINGTON CO.**Form of Government:****Council-Manager Plan E (OMCL 50)****Number of Members on Governing Body - 5****PER CAPITA:**

Gross Debt 151.30
 Net Debt 102.79
 Debt Service 11.76
 Total Tax Levy 579.77
 Municipal Expenditures 202.58

PER CENT:

Gross Debt 3.26
 Net Debt .49
 Tax Levy Collected 4.70
 Tax Levy Cancelled, Abated or Adjusted .25

EXPENDITURES		REVENUES-REALIZED		1981 PROPERTY TAX	
GENERAL GOVERNMENT				STATE EQUALIZED TAX RATE	
Governing Body & Public Boards	11,000.00	1981 Property Taxes Collected	10,030,747.45	Local District School Taxes	.89 4,074,562.00
Municipal Clerk	64,917.00	1981 Payments in Lieu of Taxes		Regional & Consolidated School Tax	.54 2,464,502.21
Financial Administration	61,409.00	Delinquent Tax & Lien Collections	348,711.25	School Taxes in Municipal Budget	
Assessment of Taxes	47,807.00	Business Personalty Replacement Taxes	87,655.52	County Taxes	.36 2,575,917.71
Collection of Taxes	30,337.00	Taxes from Public Utilities	1,046,354.00	County Library Taxes	.03 141,378.53
Planning, Housing & Development	147,462.00	Other Miscellaneous Tax Revenues		Local Municipal Purpose Taxes	.24 1,122,261.97
Human Resources		State Aid Revenues	146,125.41	Veteran & Senior Citizen Taxes	78,050.00
Elections		Federal Aid Revenues	3,556.32	Total Taxes for Rate Computation	2.26 10,456,672.42
General Administration (other)	293,650.00	State and Local Fiscal Assistance Act Utilized	172,213.36	Special District Taxes	
JUDICIARY		Sale of Acquired Property		Bank Corp. Taxes	19,475.20
Municipal Courts	33,610.00	Other Miscellaneous Revenues	595,297.66	Added and Omitted Taxes	201,766.75
PUBLIC SAFETY		Total	12,430,701.37	Total Taxes Levied - ABSTRACT	10,559,804.37
Fire Protection	57,332.00	Prior Years Surplus Appropriated	596,375.00	Total Taxes Billed	10,591,889.54
Police Protection	930,711.99	REVENUES TOTAL	13,027,076.37	1981 TAXES COLLECTED	10,030,747.45
Civil Defense & Disaster Control	200.00	Reserve For Uncollected Taxes	623,722.07	1981 Taxes Cancelled, Abated or Adjusted	26,438.93
Environmental Inspection & Control	56,696.00	CAPITAL OUTLAY TOTAL	665,057.69	Transfer to Tax Title Liens or Foreclosed	19,578.74
Other Public Safety				Balance Outstanding Dec. 31, 1981	515,124.82
PUBLIC WORKS				PRIOR YEARS TAXES OUTSTANDING	
Streets and Drainage	322,294.00	Public Enterprises	177,370.77	Balance January 1, 1981	341,691.37
Sewers and Sewage Processing	224,078.00	Recreation—Culture	38,787.73	Collected in 1981	325,279.91
Garbage and Trash Disposal		Public Works	397,516.61	Cancelled, Abated or Adjusted 1981	981.02
Public Buildings and Grounds	89,063.00	Buildings and Grounds	51,382.58	Transfers to Tax Title Liens or Foreclosed	12,876.20
Other Public Works	8,735.00	Library and Education		Balance December 31, 1981	2,554.24
HEALTH and WELFARE		Conservation		TAX TITLE LIENS OUTSTANDING	
Health Services Except Environmental		All Other		Balance January 1, 1981	12,824.46
Welfare-Public Assistance	3,200.00	CAPITAL DEBT AUTHORIZED, DECEMBER 31, 1981		Transfer From Taxes	32,454.54
Hospitals, Clinics, First Aid		ISSUED AND UNISSUED		Redeemed in 1981	23,431.34
Animal, Insect, & Rodent Control	13,350.00	School	6,835,649	Cancelled, Abated or Adjusted (1981)	
Other Welfare Services	3,775.00	Self-liquidating	5,031,300	Transfers to Foreclosed Property	
RECREATION and CONSERVATION		Other	1,879,280	Balance December 31, 1981	21,848.06
Beaches and Boardwalks		Total	13,746,229	PROPERTY ACQUIRED BY DEED OR FORECLOSURE	
Parks, Playgrounds, Shade Trees	51,825.00	ISSUED AND OUTSTANDING		Balance January 1, 1981	105,100.00
Land Reclamation & Conservation	1,500.00	School	6,835,649.77	Transfers From Taxes or Liens	
Other Recreational Services	71,595.00	Self-Liquidating	4,123,550.00	Sale for Cash (1981)	
EDUCATION (excluding schools)		Other	1,879,280.00	Cancelled, Abated or Adjusted (1981)	
Libraries	19,950.00	Total	12,838,479.77	Balance December 31, 1981	105,100.00
Other Educational Services	500.00	EQUALIZED VALUATION BASIS		CURRENT FINANCES DECEMBER 31, 1981	
STATUTORY EXPENDITURES		FOR NET DEBT COMPUTATION	386,535,251	ASSETS	
Pensions & F. I. C. A.	206,420.69	REAL PROPERTY VALUATIONS		Cash Dec. 31, 1981	3,632,634.25
Employee Fringe Benefits	75,000.00	Code Class # of Parcels % VAL'N		Taxes Receivable	517,679.06
Other Statutory Expenditures	8,000.00	1 Vacant Land 1180 7.02	22,838,650.00	Tax Title Liens	21,848.06
CETA And Other Public Employment Programs	10,942.00	2 Residential 4644 78.28	254,716,300.00	Foreclosed Property	105,100.00
MUNICIPAL FUNCTIONS TOTAL	2,845,359.68	3 Farm 256 1.86	6,047,150.00	Emergencies & Other Deferred Charges	11,560.99
CAPITAL IMPROVEMENTS *MEMU*	15,000.00	4a Commercial 187 8.72	28,374,600.00	State and Federal Aid Receivable	40,500.00
DEBT SERVICE		4b Industrial 8 .57	1,864,300.00	Other Receivables	27,679.97
Principal Payments	200,565.00	4c Apartments 5 3.56	11,569,900.00	Total	4,357,002.33
Interest Payments	14,490.00	Total 6280	325,410,500.00	LIABILITIES, RESERVES, AND SURPLUS	
DEFERRED CHARGES	15,548.41	Land Area 40.29 Sq. Miles		Cash Liabilities	2,544,150.72
SCHOOL, COUNTY, SPECIAL DISTRICT TAXES	9,256,360.45	Net Valuation Taxable-Municipal	329,845,128	Reserves for Receivables	672,307.09
RESERVE FOR UNCOLLECTED TAXES	623,722.07	Net Valuation Taxable-County	423,460,158	Surplus Dec. 31, 1981	1,140,544.52
EXPENDITURES TOTAL	12,960,045.61	State Equalized Valuation	458,095,039	Total	4,357,002.33
		State Equalization Ratio	71.73		

0321

Population 1980 4,958
 Population 1981 4,963
 S & P Rating
 Moody Rating

General Tax Rate Per \$100. 4.55
 State Equalized Tax Rate 2.39

MEDFORD LAKES BORO. - BURLINGTON CO.**Form of Government:****Council-Manager (1923)****Number of Members on Governing Body - 3****PER CAPITA:**

Gross Debt 449.81
 Net Debt 187.84
 Debt Service 8.11
 Total Tax Levy 532.58
 Municipal Expenditures 196.84

PER CENT:

Gross Debt 2.28
 Net Debt .95
 Tax Levy Collected 97.09
 Tax Levy Cancelled, Abated or Adjusted .01

EXPENDITURES		REVENUES-REALIZED		1981 PROPERTY TAX	
GENERAL GOVERNMENT				STATE EQUALIZED TAX RATE →	
Governing Body & Public Boards		1981 Property Taxes Collected	2,569,088.08	Local District School Taxes .72	795,045.00
Municipal Clerk		1981 Payments in Lieu of Taxes		Regional & Consolidated School Tax .69	758,942.53
Financial Administration	6,900.00	Delinquent Tax & Lien Collections	64,203.94	School Taxes in Municipal Budget	
Assessment of Taxes	36,006.00	Business Personalty Replacement Taxes	6,492.84	County Taxes .55	610,609.21
Collection of Taxes	2,000.00	Taxes from Public Utilities	195,162.00	County Library Taxes .03	33,342.79
Planning, Housing & Development	5,445.50	Other Miscellaneous Tax Revenues		Local Municipal Purpose Taxes .40	437,793.76
Human Resources		State Aid Revenues	50,123.14	Veteran & Senior Citizen Taxes	28,500.00
Elections		Federal Aid Revenues	879.13	Total Taxes for Rate Computation 2.39	2,664,633.29
General Administration (other)	166,130.00	State and Local Fiscal Assistance Act Utilized	28,644.00	Special District Taxes	
JUDICIARY		Sale of Acquired Property		Bank Corp. Taxes	2,753.14
Municipal Courts	13,247.50	Other Miscellaneous Revenues	226,268.26	Added and Omitted Taxes	4,702.07
PUBLIC SAFETY		Total	3,140,861.39	Total Taxes Levied - ABSTRACT	2,643,188.50
Fire Protection	11,100.00	Prior Years Surplus Appropriated	140,300.00	Total Taxes Billed	2,646,141.10
Police Protection	227,733.00	REVENUES TOTAL	3,281,161.39	1981 TAXES COLLECTED	2,569,088.08
Civil Defense & Disaster Control	500.00	Reserve For Uncollected Taxes	86,860.96	1981 Taxes Cancelled, Abated or Adjusted	310.75
Environmental Inspection & Control	6,200.00	CAPITAL OUTLAY TOTAL	314,076.45	Transfer to Tax Title Liens or Foreclosed	2,115.75
Other Public Safety		Public Enterprises	111,630.05	Balance Outstanding Dec. 31, 1981	74,626.52
PUBLIC WORKS		Recreation—Culture		PRIOR YEARS TAXES OUTSTANDING	
Streets and Drainage	160,582.35	Public Works	141,144.73	Balance January 1, 1981	66,277.08
Sewers and Sewage Processing	65,000.00	Buildings and Grounds	61,301.67	Collected in 1981	64,019.56
Garbage and Trash Disposal	21,500.00	Library and Education		Cancelled, Abated or Adjusted 1981	
Public Buildings and Grounds		Conservation		Transfers to Tax Title Liens or Foreclosed	524.80
Other Public Works		All Other		Balance December 31, 1981	1,732.72
HEALTH and WELFARE		CAPITAL DEBT AUTHORIZED, DECEMBER 31, 1981		TAX TITLE LIENS OUTSTANDING	
Health Services Except Environmental	100.00	ISSUED AND UNISSUED		Balance January 1, 1981	3,666.81
Welfare-Public Assistance	2,492.75	School	1,236,884	Transfer From Taxes	2,750.52
Hospitals, Clinics, First Aid		Self-liquidating	273,900	Redeemed in 1981	184.38
Animal, Insect, & Rodent Control	6,000.00	Other	721,600	Cancelled, Abated or Adjusted (1981)	138.72
Other Welfare Services		Total	2,232,384	Transfers to Foreclosed Property	
RECREATION and CONSERVATION		ISSUED AND OUTSTANDING		Balance December 31, 1981	6,134.23
Beaches and Boardwalks		School	1,076,884.72	PROPERTY ACQUIRED BY DEED OR FORECLOSURE	
Parks, Playgrounds, Shade Trees		Self-liquidating	155,400.00	Balance January 1, 1981	
Land Reclamation & Conservation	300.00	Other	721,600.00	Transfers From Taxes or Liens	
Other Recreational Services		Total	1,953,884.72	Sale for Cash (1981)	
EDUCATION (excluding schools)		EQUALIZED VALUATION BASIS FOR NET DEBT COMPUTATION	57,977,750	Cancelled, Abated or Adjusted (1981)	
Libraries		REAL PROPERTY VALUATIONS		Balance December 31, 1981	
Other Educational Services		Code Class # of Parcels % VAL'N		CURRENT FINANCES DECEMBER 31, 1981	
STATUTORY EXPENDITURES				ASSETS	
Pensions & F. I. C. A.	54,200.00	1 Vacant Land 83 .57	329,346.00	Cash Dec. 31, 1981	1,089,992.40
Employee Fringe Benefits	23,000.00	2 Residential 1513 97.63	56,450,600.00	Taxes Receivable	76,359.24
Other Statutory Expenditures	5,000.00	3 Farm		Tax Title Liens	6,134.23
CETA And Other Public Employment Programs	4,568.00	4a Commercial 14 1.80	1,041,900.00	Foreclosed Property	
MUNICIPAL FUNCTIONS TOTAL	823,005.10	4b Industrial		Emergencies & Other Deferred Charges	26,800.00
CAPITAL IMPROVEMENTS *MENU*	15,000.00	4c Apartments		State and Federal Aid Receivable	
DEBT SERVICE		Total 1610	57,821,846.00	Other Receivables	43,434.36
Principal Payments	16,100.00	Land Area 1.25 Sq. Miles		Total	1,242,720.25
Interest Payments	24,159.86	Net Valuation Taxable-Municipal	58,053,602	LIABILITIES, RESERVES, AND SURPLUS	
DEFERRED CHARGES	26,793.08	Net Valuation Taxable-County	59,869,085	Cash Liabilities	602,211.05
SCHOOL, COUNTY, SPECIAL DISTRICT TAXES	2,197,939.53	State Equalized Valuation	110,159,220	Reserves for Receivables	125,927.65
RESERVE FOR UNCOLLECTED TAXES	66,860.96	State Equalization Ratio	52.60	Surplus Dec. 31, 1981	514,581.35
EXPENDITURES TOTAL	3,174,858.53			Total	1,242,720.25

1418
 Population 1980 4,859
 Population 1981 4,982
 S & P Rating
 Moody Rating AA
 General Tax Rate Per \$100 3.23
 State Equalized Tax Rate 2.20

MENDHAM BOROUGH - MORRIS COUNTY
Form of Government:
Borough Council
Number of Members on Governing Body - 6

PER CAPITAL: Gross Debt 701.64
 Net Debt 254.50
 Debt Service 50.24
 Total Tax Levy 884.20
 Municipal Expenditures 314.50
 PER CENT: Gross Debt 2.37
 Net Debt .77
 Tax Levy Collected 98.81
 Tax Levy Cancelled, Abated or Adjusted .10

EXPENDITURES		REVENUES-REALIZED		1981 PROPERTY TAX	
GENERAL GOVERNMENT				STATE EQUALIZED TAX RATE	
Governing Body & Public Boards		1981 Property Taxes Collected	4,353,969.34	Local District School Taxes .84	1,000,887.25
Municipal Clerk		1981 Payments in Lieu of Taxes		Regional & Consolidated School Tax .66	1,262,322.49
Financial Administration	27,625.00	Delinquent Tax & Lien Collections	34,256.20	School Taxes in Municipal Budget	
Assessment of Taxes	11,795.00	Business Personalty Replacement Taxes	47,001.72	County Taxes .34	658,458.60
Collection of Taxes	15,763.00	Taxes from Public Utilities	269,562.00	County Library Taxes .01	25,480.70
Planning, Housing & Development	16,455.00	Other Miscellaneous Tax Revenues		Local Municipal Purpose Taxes .41	719,074.00
Human Resources		State Aid Revenues	32,271.89	Veteran & Senior Citizen Taxes	25,150.00
Elections		Federal Aid Revenues	9,518.85	Total Taxes for Rate Computation 2.20	4,351,413.04
General Administration (other)	165,987.50	State and Local Fiscal Assistance Act Utilized	42,039.55	Special District Taxes	
JUDICIARY		Sale of Acquired Property		Bank Corp. Taxes	740.55
Municipal Courts	12,700.00	Other Miscellaneous Revenues	215,050.60	Added and Omitted Taxes	78,083.50
PUBLIC SAFETY		Total	5,003,710.61	Total Taxes Levied - ABSTRACT	4,405,093.45
Fire Protection	17,710.00	Prior Years Surplus Appropriated	363,656.00	Total Taxes Billed	4,400,576.34
Police Protection	327,479.95	REVENUES TOTAL	5,367,406.61	1981 TAXES COLLECTED	4,353,969.34
Civil Defense & Disaster Control	1,000.00	Reserve For Uncollected Taxes	197,810.88	1981 Taxes Cancelled, Abated or Adjusted	4,430.75
Environmental Inspection & Control	54,910.00	CAPITAL OUTLAY TOTAL	665,863.18	Transfer to Tax Title Liens or Foreclosed	
Other Public Safety				Balance Outstanding Dec. 31, 1981	48,176.25
PUBLIC WORKS				PRIOR YEARS TAXES OUTSTANDING	
Streets and Drainage	195,470.00	Public Enterprises	70,561.53	Balance January 1, 1981	34,296.26
Sewers and Sewage Processing		Recreation—Culture	33,710.79	Collected in 1981	34,296.26
Garbage and Trash Disposal		Public Works	264,783.20	Cancelled, Abated or Adjusted 1981	
Public Buildings and Grounds	35,650.00	Buildings and Grounds	296,827.66	Transfers to Tax Title Liens or Foreclosed	
Other Public Works		Library and Education		Balance December 31, 1981	
HEALTH and WELFARE		Conservation		TAX TITLE LIENS OUTSTANDING	
Health Services Except Environmental	12,506.00	All Other		Balance January 1, 1981	
Welfare-Public Assistance	2,610.00	CAPITAL DEBT AUTHORIZED, DECEMBER 31, 1981		Transfer From Taxes	
Hospitals, Clinics, First Aid		ISSUED AND UNISSUED		Redeemed in 1981	
Animal, Insect, & Radent Control	5,000.00	School	1,410,933	Cancelled, Abated or Adjusted (1981)	
Other Welfare Services		Self-liquidating	1,215,000	Transfers to Foreclosed Property	
RECREATION and CONSERVATION		Other	1,268,200	Balance December 31, 1981	
Beaches and Boardwalks		Total	3,894,133	PROPERTY ACQUIRED BY DEED OR FORECLOSURE	
Parks, Playgrounds, Shade Trees	37,508.00	ISSUED AND OUTSTANDING		Balance January 1, 1981	2,900.00
Land Reclamation & Conservation	600.00	School	1,155,548.86	Transfers From Taxes or Liens	
Other Recreational Services	500.00	Self-Liquidating	1,215,000.00	Sale for Cash (1981)	
EDUCATION (excluding schools)		Other	1,139,200.00	Cancelled, Abated or Adjusted (1981)	
Libraries	7,350.00	Total	3,509,748.86	Balance December 31, 1981	2,900.00
Other Educational Services		EQUALIZED VALUATION BASIS		CURRENT FINANCES DECEMBER 31, 1981	
STATUTORY EXPENDITURES		FOR NET DEBT COMPUTATION	164,418,244	ASSETS	
Pensions & F. I. C. A.	99,000.00	REAL PROPERTY VALUATIONS		Cash Dec. 31, 1981	833,732.95
Employee Fringe Benefits	23,000.00	Code Class # of Parcels % VAL'N		Taxes Receivable	48,176.25
Other Statutory Expenditures	2,500.00	1 Vacant Land 191 4.41	5,837,600.00	Tax Title Liens	
CETA And Other Public Employment Programs	13,739.00	2 Residential 1322 84.68	112,007,500.00	Foreclosed Property	2,900.00
MUNICIPAL FUNCTIONS TOTAL	1,090,870.45	3 Farm 74 3.59	4,748,000.00	Emergencies & Other Deferred Charges	
CAPITAL IMPROVEMENTS *MEMU*	22,100.00	4a Commercial 41 6.95	9,187,700.00	State and Federal Aid Receivable	1,440.00
DEBT SERVICE		4b Industrial		Other Receivables	16,480.21
Principal Payments	166,000.00	4c Apartments 4 .38	498,200.00	Total	902,729.41
Interest Payments	84,308.69	Total 1632	132,279,000.00	LIABILITIES, RESERVES, AND SURPLUS	
DEFERRED CHARGES	27,836.49	Land Area 6.00 Sq. Miles		Cash Liabilities	170,709.59
SCHOOL, COUNTY, SPECIAL DISTRICT TAXES	3,547,189.04	Net Valuation Taxable-Municipal	134,009,052	Reserves for Receivables	67,221.94
RESERVE FOR UNCOLLECTED TAXES	197,810.88	Net Valuation Taxable-County	196,908,028	Surplus Dec. 31, 1981	664,797.48
EXPENDITURES TOTAL	5,114,015.55	State Equalized Valuation	190,646,076	Total	902,729.41
		State Equalization Ratio	70.02		

Population 1980 4,488
 Population 1981 4,511
 S & P Rating 3.49
 Moody Rating 2.04

General Tax Rate Per \$100.

3.49

State Equalized Tax Rate

2.04

MENDHAM TOWNSHIP – MORRIS COUNTY**Form of Government:****Township Committee****Number of Members on Governing Body – 5****PER CAPITA:**

Gross Debt 745.02
 Net Debt 314.37
 Debt Service 33.77
 Total Tax Levy 1,121.57
 Municipal Expenditures 445.67

PER CENT:

Gross Debt 1.61
 Net Debt .68
 Tax Levy Collected 97.35
 Tax Levy Cancelled, Abated or Adjusted .14

EXPENDITURES		REVENUES-REALIZED		1981 PROPERTY TAX	
GENERAL GOVERNMENT				STATE EQUALIZED TAX RATE	
Governing Body & Public Boards		1981 Property Taxes Collected	4,925,464.71	Local District School Taxes	.70 1,721,635.50
Municipal Clerk		1981 Payments in Lieu of Taxes		Regional & Consolidated School Tax	.64 1,556,804.15
Financial Administration	11,635.00	Delinquent Tax & Lien Collections	116,321.89	School Taxes in Municipal Budget	
Assessment of Taxes	12,867.00	Business Personalty Replacement Taxes	14,448.16	County Taxes	.33 794,955.66
Collection of Taxes	25,301.00	Taxes from Public Utilities	288,722.00	County Library Taxes	.01 30,757.55
Planning, Housing & Development	11,000.00	Other Miscellaneous Tax Revenues	82,000.00	Local Municipal Purpose Taxes	.36 876,916.07
Human Resources		State Aid Revenues	27,100.49	Veteran & Senior Citizen Taxes	
Elections		Federal Aid Revenues		Total Taxes for Rate Computation	2.04 5,000,118.93
General Administration (other)	245,404.00	State and Local Fiscal Assistance Act Utilized	27,582.54	Special District Taxes	
JUDICIARY		Sale of Acquired Property		Bank Corp. Taxes	2,179.37
Municipal Courts	12,460.00	Other Miscellaneous Revenues	256,840.28	Added and Omitted Taxes	76,167.81
PUBLIC SAFETY		Total	5,738,500.07	Total Taxes Levied - ABSTRACT	5,059,416.11
Fire Protection	33,266.00	Prior Years Surplus Appropriated	520,000.00	Total Taxes Billed	5,059,373.70
Police Protection	362,200.00	REVENUES TOTAL	6,258,500.07	1981 TAXES COLLECTED	4,925,484.71
Civil Defense & Disaster Control		Reserve For Uncollected Taxes	363,759.77	1981 Taxes Cancelled, Abated or Adjusted	6,930.96
Environmental Inspection & Control	19,425.00	CAPITAL OUTLAY TOTAL	242,238.77	Transfer to Tax Title Liens or Foreclosed	2,198.70
Other Public Safety				Balance Outstanding Dec. 31, 1981	124,759.33
PUBLIC WORKS				PRIOR YEARS TAXES OUTSTANDING	
Streets and Drainage	461,868.66	Public Enterprises		Balance January 1, 1981	116,321.89
Sewers and Sewage Processing		Recreation—Culture		Collected in 1981	116,321.89
Garbage and Trash Disposal	11,580.00	Public Works		Cancelled, Abated or Adjusted 1981	
Public Buildings and Grounds	73,080.00	Buildings and Grounds	227,940.88	Transfers to Tax Title Liens or Foreclosed	
Other Public Works		Library and Education	14,257.89	Balance December 31, 1981	
HEALTH and WELFARE		Conservation		TAX TITLE LIENS OUTSTANDING	
Health Services Except Environmental	17,450.00	All Other		Balance January 1, 1981	20,195.57
Welfare Public Assistance	600.00	CAPITAL DEBT AUTHORIZED, DECEMBER 31, 1981		Transfer From Taxes	2,198.70
Hospitals, Clinics, First Aid	350.00	ISSUED AND UNISSUED		Redeemed in 1981	
Animal, Insect, & Rodent Control	3,100.00	School	1,942,656	Cancelled, Abated or Adjusted (1981)	
Other Welfare Services		Self-liquidating		Transfers to Foreclosed Property	
RECREATION and CONSERVATION		Other	1,418,114	Balance December 31, 1981	22,394.67
Beaches and Boardwalks		Total	3,360,770	PROPERTY ACQUIRED BY DEED OR FORECLOSURE	
Parks, Playgrounds, Shade Trees	1,550.00	ISSUED AND OUTSTANDING		Balance January 1, 1981	
Land Reclamation & Conservation	15,518.00	School	1,617,552.73	Transfers From Taxes or Liens	
Other Recreational Services		Self-liquidating		Sale for Cash (1981)	
EDUCATION (excluding schools)		Other	1,408,620.00	Cancelled, Abated or Adjusted (1981)	
Libraries	15,500.00	Total	3,026,172.73	Balance December 31, 1981	
Other Educational Services	150.00	EQUALIZED VALUATION BASIS		CURRENT FINANCES DECEMBER 31, 1981	
STATUTORY EXPENDITURES		FOR NET DEBT COMPUTATION	209,303,740	ASSETS	
Pensions & F. I. C. A.	106,200.00	REAL PROPERTY VALUATIONS		Cash Dec. 31, 1981	1,129,885.23
Employee Fringe Benefits	23,540.00	Code Class # of Parcels % VAL'N		Taxes Receivable	124,759.33
Other Statutory Expenditures	2,000.00	1 Vacant Land 200 5.41	7,670,900.00	Tax Title Liens	22,394.67
CETA And Other Public Employment Programs		2 Residential 1299 87.93	124,596,900.00	Foreclosed Property	
MUNICIPAL FUNCTIONS TOTAL	1,486,044.66	3 Farm 106 4.03	5,723,100.00	Emergencies & Other Deferred Charges	9,155.03
CAPITAL IMPROVEMENTS *MEMU*		4a Commercial 9 2.62	3,707,700.00	State and Federal Aid Receivable	82,160.00
DEBT SERVICE		4b Industrial		Other Receivables	
Principal Payments	71,386.00	4c Apartments		Total	1,368,354.26
Interest Payments	80,941.45	Total	1614	LIABILITIES, RESERVES, AND SURPLUS	
DEFERRED CHARGES		Land Area 17.60 Sq. Miles		Cash Liabilities	328,322.13
SCHOOL, COUNTY, SPECIAL DISTRICT TAXES	4,104,152.86	Net Valuation Taxable-Municipal	142,785,269	Reserves for Receivables	147,154.00
RESERVE FOR UNCOLLECTED TAXES	363,759.77	Net Valuation Taxable-County	238,200,818	Surplus Dec. 31, 1981	892,878.13
EXPENDITURES TOTAL	6,114,580.03	State Equalized Valuation	243,762,812	Total	1,368,354.26
		State Equalization Ratio	58.39		

0424
 Population 1980 3,972
 Population 1981 3,949
 S & P Rating
 Moody Rating

General Tax Rate Per \$100.
 6.64
 State Equalized Tax Rate
 3.39

MERCHANTVILLE BOROUGH - CAMDEN CO.
Form of Government:
Borough Council
Number of Members on Governing Body - 6

PER CAPITA: PER CENT:
 Gross Debt 198.11 Gross Debt 1.37
 Net Debt 54.55 Net Debt .38
 Debt Service 11.27 Tax Levy Collected 97.83
 Total Tax Levy 585.93 Tax Levy Cancelled, Abated
 Municipal Expenditures 315.03 or Adjusted .11

EXPENDITURES		REVENUES-REALIZED		1981 PROPERTY TAX	
GENERAL GOVERNMENT				STATE EQUALIZED TAX RATE →	
Governing Body & Public Boards		1981 Property Taxes Collected	2,247,774.14	Local District School Taxes 1.58	1,068,543.00
Municipal Clerk		1981 Payments in Lieu of Taxes		Regional & Consolidated School Tax	
Financial Administration	14,415.00	Delinquent Tax & Lien Collections	20,656.68	School Taxes in Municipal Budget	
Assessment of Taxes	3,625.00	Business Personalty Replacement Taxes	29,519.12	County Taxes 1.12 *	754,076.17
Collection of Taxes	5,445.00	Taxes from Public Utilities	260,336.00	County Library Taxes .03	16,947.16
Planning, Housing & Development	4,803.05	Other Miscellaneous Tax Revenues		Local Municipal Purpose Taxes .66	447,559.00
Human Resources	2,000.00	State Aid Revenues	60,253.01	Veteran & Senior Citizen Taxes	36,150.00
Elections	3,211.06	Federal Aid Revenues	4,234.93	Total Taxes for Rate Computation 3.39	2,323,675.33
General Administration (other)	158,826.54	State and Local Fiscal Assistance Act Utilized	26,484.00	Special District Taxes	
JUDICIARY		Sale of Acquired Property		Bank Corp. Taxes	17,015.28
Municipal Courts	8,045.00	Other Miscellaneous Revenues	281,879.17	Added and Omitted Taxes	9,301.59
PUBLIC SAFETY		Total	2,931,137.05	Total Taxes Levied - ABSTRACT	2,313,842.20
Fire Protection	43,465.04	Prior Years Surplus Appropriated	177,252.00	Total Taxes Billed	2,297,572.40
Police Protection	324,025.68	REVENUES TOTAL	3,108,429.05	1981 TAXES COLLECTED	2,247,774.14
Civil Defense & Disaster Control	240.00	Reserve For Uncollected Taxes	45,598.00	1981 Taxes Cancelled, Abated or Adjusted	2,578.59
Environmental Inspection & Control		CAPITAL OUTLAY TOTAL	103,584.90	Transfer to Tax Title Liens or Foreclosed	3,383.40
Other Public Safety				Balance Outstanding Dec. 31, 1981	43,836.27
PUBLIC WORKS				PRIOR YEARS TAXES OUTSTANDING	
Streets and Drainage	55,264.30	Public Enterprises		Balance January 1, 1981	21,491.30
Sewers and Sewage Processing	179,167.65	Recreation—Culture	324.48	Collected in 1981	20,656.68
Garbage and Trash Disposal	128,257.00	Public Works	61,373.43	Cancelled, Abated or Adjusted 1981	
Public Buildings and Grounds	32,088.69	Buildings and Grounds	41,886.59	Transfers to Tax Title Liens or Foreclosed	834.62
Other Public Works		Library and Education		Balance December 31, 1981	
HEALTH and WELFARE		Conservation		TAX TITLE LIENS OUTSTANDING	
Health Services Except Environmental	821.50	All Other		Balance January 1, 1981	4,612.64
Welfare-Public Assistance	3,830.62			Transfer From Taxes	4,313.00
Hospitals, Clinics, First Aid		CAPITAL DEBT AUTHORIZED, DECEMBER 31, 1981		Redeemed in 1981	
Animal, Insect, & Rodent Control		ISSUED AND UNISSUED GROSS DEBT NET DEBT		Cancelled, Abated or Adjusted (1981)	
Other Welfare Services		School 65,000		Transfers to Foreclosed Property	
RECREATION and CONSERVATION		Self-liquidating 143,939		Balance December 31, 1981	8,925.64
Beaches and Boardwalks		Other 573,400	215,400	PROPERTY ACQUIRED BY DEED OR FORECLOSURE	
Parks, Playgrounds, Shade Trees	14,796.00	Total 782,339	215,400	Balance January 1, 1981	350.00
Land Reclamation & Conservation				Transfers From Taxes or Liens	
Other Recreational Services	10,470.95	ISSUED AND OUTSTANDING		Sale for Cash (1981)	
EDUCATION (excluding schools)		School 143,939.40		Cancelled, Abated or Adjusted (1981)	
Libraries		Self-Liquidating 489,700.00		Balance December 31, 1981	350.00
Other Educational Services	150.00	Other 633,639.40		CURRENT FINANCES DECEMBER 31, 1981	
STATUTORY EXPENDITURES		Total		ASSETS	
Pensions & F. I. C. A.	59,515.00	EQUALIZED VALUATION BASIS FOR NET DEBT COMPUTATION	57,241,568	Cash Dec. 31, 1981	325,199.23
Employee Fringe Benefits	24,649.60	REAL PROPERTY VALUATIONS		Taxes Receivable	43,836.27
Other Statutory Expenditures	3,800.00	Code Class # of Parcels % VAL'N		Tax Title Liens	8,925.64
CETA And Other Public Employment Programs	5,545.98	1 Vacant Land 79 1.22	379,400.00	Foreclosed Property	350.00
MUNICIPAL FUNCTIONS TOTAL	1,130,458.66	2 Residential 1050 77.79	24,127,250.00	Emergencies & Other Deferred Charges	9,000.00
CAPITAL IMPROVEMENTS *MEMO*	4,000.00	3 Farm		State and Federal Aid Receivable	
DEBT SERVICE		4a Commercial 83 13.64	4,230,900.00	Other Receivables	38,232.49
Principal Payments	15,000.00	4b Industrial		Total	425,543.63
Interest Payments	29,509.50	4c Apartments 20 7.35	2,278,150.00	LIABILITIES, RESERVES, AND SURPLUS	
		Total 1232	31,015,700.00	Cash Liabilities	127,327.19
DEFERRED CHARGES	23,501.22	Land Area .61 Sq. Miles		Reserves for Receivables	91,344.40
SCHOOL, COUNTY, SPECIAL DISTRICT TAXES	1,839,966.33	Net Valuation Taxable-Municipal	34,464,881	Surplus Dec. 31, 1981	206,872.04
RESERVE FOR UNCOLLECTED TAXES	45,598.00	Net Valuation Taxable-County	63,023,006	Total	425,543.63
EXPENDITURES TOTAL	3,084,033.71	State Equalized Valuation	64,183,035		
		State Equalization Ratio	51.07		

Population 1980 **13,762**
 Population 1981 **13,665**
 S & P Rating
 Moody Rating **A**

General Tax Rate Per \$100. **5.00**
 State Equalized Tax Rate **2.75**

METUCHEN BOROUGH - MIDDLESEX CO.
Form of Government:
Borough Council
Number of Members on Governing Body - 6

PER CAPITAL: Gross Debt **495.10** PER CENT: Gross Debt **2.14**
 Net Debt **392.17** Net Debt **1.70**
 Debt Service **41.63** Tax Levy Collected **97.21**
 Total Tax Levy **733.26** Tax Levy Cancelled, Abated or Adjusted
 Municipal Expenditures **318.34**

EXPENDITURES		REVENUES-REALIZED		1981 PROPERTY TAX	
GENERAL GOVERNMENT		1981 Property Taxes Collected		STATE EQUALIZED TAX RATE 1.53	
Governing Body & Public Boards		1981 Payments in Lieu of Taxes	9,731,411.85	Local District School Taxes	5,557,538.32
Municipal Clerk		Delinquent Tax & Lien Collections	277,805.19	Regional & Consolidated School Tax	
Financial Administration	9,200.00	Business Personalty Replacement Taxes	296,771.16	School Taxes in Municipal Budget	
Assessment of Taxes	5,225.00	Taxes from Public Utilities	801,402.00	County Taxes	.52 1,895,107.76
Collection of Taxes	57,185.00	Other Miscellaneous Tax Revenues		County Library Taxes	
Planning, Housing & Development	9,200.00	State Aid Revenues	157,941.11	Local Municipal Purpose Taxes	.70 2,542,315.89
Human Resources	17,500.00	Federal Aid Revenues		Veteran & Senior Citizen Taxes	123,350.00
Elections	5,850.00	State and Local Fiscal Assistance Act Utilized	97,785.00	Total Taxes for Rate Computation	2.75 10,118,311.97
General Administration (other)	504,734.64	Sale of Acquired Property		Special District Taxes	
JUDICIARY		Other Miscellaneous Revenues	360,668.53	Bank Corp. Taxes	12,160.68
Municipal Courts	35,700.00	Total	11,723,784.84	Added and Omitted Taxes	12,825.45
PUBLIC SAFETY		Prior Years Surplus Appropriated	100,000.00	Total Taxes Levied - ABSTRACT	10,019,948.10
Fire Protection	140,592.00	REVENUES TOTAL	11,823,784.84	Total Taxes Billed	10,010,592.65
Police Protection	1,026,719.23	Reserve For Uncollected Taxes	282,000.00	1981 TAXES COLLECTED	9,731,411.85
Civil Defense & Disaster Control	2,600.00	CAPITAL OUTLAY TOTAL	397,514.60	1981 Taxes Cancelled, Abated or Adjusted	
Environmental Inspection & Control	19,400.00	Public Enterprises	153,064.50	Transfer to Tax Title Liens or Foreclosed	
Other Public Safety		Recreation—Culture	21,662.66	Balance Outstanding Dec. 31, 1981	279,180.60
PUBLIC WORKS		Public Works	222,647.44	PRIOR YEARS TAXES OUTSTANDING	
Streets and Drainage	402,139.00	Buildings and Grounds		Balance January 1, 1981	292,313.96
Sewers and Sewage Processing	158,283.00	Library and Education		Collected in 1981	277,565.92
Garbage and Trash Disposal	256,575.00	Conservation		Cancelled, Abated or Adjusted 1981	
Public Buildings and Grounds	115,479.68	All Other		Transfers to Tax Title Liens or Foreclosed	
Other Public Works		CAPITAL DEBT AUTHORIZED, DECEMBER 31, 1981		Balance December 31, 1981	14,748.04
HEALTH and WELFARE		ISSUED AND UNISSUED		TAX TITLE LIENS OUTSTANDING	
Health Services Except Environmental	25,165.00	School	755,000	Balance January 1, 1981	16,489.58
Welfare-Public Assistance	15,200.00	Self-liquidating	603,000	Transfer From Taxes	
Hospitals, Clinics, First Aid		Other	5,407,516	Redeemed in 1981	239.27
Animal, Insect, & Rodent Control		Total	6,765,516	Cancelled, Abated or Adjusted (1981)	
Other Welfare Services		ISSUED AND OUTSTANDING		Transfers to Foreclosed Property	
RECREATION and CONSERVATION		School	755,000.00	Balance December 31, 1981	16,250.71
Beaches and Boardwalks	73,550.00	Self-Liquidating	203,000.00	PROPERTY ACQUIRED BY DEED OR	
Parks, Playgrounds, Shade Trees	2,930.00	Other	4,252,775.00	FORECLOSURE	
Land Reclamation & Conservation	49,855.00	Total	5,210,775.00	Balance January 1, 1981	15,800.00
Other Recreational Services		EQUALIZED VALUATION BASIS		Transfers From Taxes or Liens	
EDUCATION (excluding schools)		FOR NET DEBT COMPUTATION	315,506,916	Sale for Cash (1981)	
Libraries	142,393.00	REAL PROPERTY VALUATIONS		Cancelled, Abated or Adjusted (1981)	
Other Educational Services	400.00	Code Class # of Parcels % VAL'N		Balance December 31, 1981	15,800.00
STATUTORY EXPENDITURES				CURRENT FINANCES DECEMBER 31, 1981	
Pensions & F. I. C. A.	306,874.38			ASSETS	
Employee Fringe Benefits	90,750.00			Cash Dec. 31, 1981	528,253.22
Other Statutory Expenditures	9,350.00			Taxes Receivable	293,928.84
CETA And Other Public Employment Programs				Tax Title Liens	16,250.71
MUNICIPAL FUNCTIONS TOTAL	3,486,849.93			Foreclosed Property	15,800.00
CAPITAL IMPROVEMENTS *MEMO*	33,000.00			Emergencies & Other Deferred Charges	1,882.22
DEBT SERVICE				State and Federal Aid Receivable	3,125.22
Principal Payments	324,625.00			Other Receivables	2,791.50
Interest Payments	244,277.65			Total	862,031.71
DEFERRED CHARGES	12,394.60			LIABILITIES, RESERVES, AND SURPLUS	
SCHOOL, COUNTY, SPECIAL DISTRICT TAXES	7,452,646.08			Cash Liabilities	269,148.34
RESERVE FOR UNCOLLECTED TAXES	282,000.00			Reserves for Receivables	328,771.05
EXPENDITURES TOTAL	11,802,793.26			Surplus Dec. 31, 1981	264,112.32
				Total	862,031.71

Population 1980 **11,373**
 Population 1981 **11,613**
 S & P Rating
 Maady Rating

General Tax Rate Per \$100.

2.78

State Equalized Tax Rate

2.10

MIDDLE TOWNSHIP - CAPE MAY COUNTY**Form of Government:****Township Committee****Number of Members on Governing Body - 3****PER CAPITA:**

Gross Debt **280.81**
 Net Debt **122.28**
 Debt Service **.95**
 Total Tax Levy **505.26**
 Municipal Expenditures **316.31**

PER CENT:

Gross Debt **1.40**
 Net Debt **.61**
 Tax Levy Collected **90.67**
 Tax Levy Cancelled, Abated or Adjusted **.20**

EXPENDITURES		REVENUES-REALIZED		1981 PROPERTY TAX	
GENERAL GOVERNMENT				STATE EQUALIZED TAX RATE →	
Governing Body & Public Boards		1981 Property Taxes Collected	5,314,771.72	Local District School Taxes 1.55	4,156,141.00
Municipal Clerk		1981 Payments in Lieu of Taxes		Regional & Consolidated School Tax	
Financial Administration	88,975.00	Delinquent Tax & Lien Collections	469,340.77	School Taxes in Municipal Budget	
Assessment of Taxes	55,900.00	Business Personalty Replacement Taxes	96,258.76	County Taxes .38	1,029,550.62
Collection of Taxes	109,700.00	Taxes from Public Utilities	1,634,514.00	County Library Taxes .02	61,147.99
Planning, Housing & Development	42,281.83	Other Miscellaneous Tax Revenues	109,723.00	Local Municipal Purpose Taxes .14	382,723.57
Human Resources		State Aid Revenues	84,769.66	Veteran & Senior Citizen Taxes	155,650.00
Elections	750.00	Federal Aid Revenues		Total Taxes for Rate Computation 2.09	5,785,213.18
General Administration (other)	424,500.00	State and Local Fiscal Assistance Act Utilized	96,937.01	Special District Taxes	195,717.04
JUDICIARY		Sale of Acquired Property		Bank Corp. Taxes	5,008.76
Municipal Courts	57,000.00	Other Miscellaneous Revenues	609,704.41	Added and Omitted Taxes	37,313.13
PUBLIC SAFETY		Total	8,416,059.33	Total Taxes Levied - ABSTRACT	5,867,602.11
Fire Protection	2,000.00	Prior Years Surplus Appropriated	876,000.00	Total Taxes Billed	5,861,467.58
Police Protection	919,522.00	REVENUES TOTAL	9,292,059.33	1981 TAXES COLLECTED	5,314,771.72
Civil Defense & Disaster Control	5,000.00	Reserve For Uncollected Taxes	569,066.45	1981 Taxes Cancelled, Abated or Adjusted	11,864.81
Environmental Inspection & Control	60,000.00	CAPITAL OUTLAY TOTAL	289,101.39	Transfer to Tax Title Liens or Foreclosed	40,704.52
Other Public Safety		Public Enterprises		Balance Outstanding Dec. 31, 1981	486,126.53
PUBLIC WORKS		Recreation—Culture		PRIOR YEARS TAXES OUTSTANDING	
Streets and Drainage	492,533.33	Public Works	149,562.78	Balance January 1, 1981	453,026.67
Sewers and Sewage Processing		Buildings and Grounds	139,138.61	Collected in 1981	407,779.11
Garbage and Trash Disposal	167,400.00	Library and Education		Cancelled, Abated or Adjusted 1981	2,172.13
Public Buildings and Grounds	69,000.00	Conservation		Transfers to Tax Title Liens or Foreclosed	42,211.62
Other Public Works	112,000.00	All Other		Balance December 31, 1981	863.81
HEALTH and WELFARE		CAPITAL DEBT AUTHORIZED, DECEMBER 31, 1981		TAX TITLE LIENS OUTSTANDING	
Health Services Except Environmental	5,000.00	ISSUED AND UNISSUED		Balance January 1, 1981	90,865.71
Welfare-Public Assistance	11,300.00	School	1,841,000	Transfer From Taxes	96,367.83
Hospitals, Clinics, First Aid	1,000.00	Self-liquidating	1,420,000	Redeemed in 1981	61,561.66
Animal, Insect, & Radent Control	9,180.00	Other	1,420,000	Cancelled, Abated or Adjusted (1981)	
Other Welfare Services		Total	3,261,000	Transfers to Foreclosed Property	
RECREATION and CONSERVATION		ISSUED AND OUTSTANDING		Balance December 31, 1981	125,671.88
Beaches and Boardwalks		School	1,841,000.00	PROPERTY ACQUIRED BY DEED OR FORECLOSURE	
Parks, Playgrounds, Shade Trees	18,500.00	Self-Liquidating		Balance January 1, 1981	1,425,535.00
Land Reclamation & Conservation		Other	470,000.00	Transfers From Taxes or Liens	950.11
Other Recreational Services	105,000.00	Total	2,311,000.00	Sale for Cash (1981)	52,790.00
EDUCATION (excluding schools)		EQUALIZED VALUATION BASIS		Cancelled, Abated or Adjusted (1981)	
Libraries		FOR NET DEBT COMPUTATION	232,610,562	Balance December 31, 1981	1,373,695.11
Other Educational Services		REAL PROPERTY VALUATIONS		CURRENT FINANCES DECEMBER 31, 1981	
STATUTORY EXPENDITURES		Code Class # of Parcels % VAL'N		ASSETS	
Pensions & F. I. C. A.	205,500.00	1 Vacant Land 5201 11.71	23,270,400.00	Cash Dec. 31, 1981	2,258,900.80
Employee Fringe Benefits	110,000.00	2 Residential 4356 64.37	127,859,750.00	Taxes Receivable	486,990.34
Other Statutory Expenditures	8,500.00	3 Farm 216 1.75	3,493,500.00	Tax Title Liens	125,671.88
CETA And Other Public Employment Programs		4a Commercial 332 20.32	40,373,500.00	Foreclosed Property	1,373,695.11
MUNICIPAL FUNCTIONS		4b Industrial 9 .90	1,787,100.00	Emergencies & Other Deferred Charges	12,608.52
CAPITAL IMPROVEMENTS		4c Apartments 16 .93	1,856,500.00	State and Federal Aid Receivable	
DEBT SERVICE		Total 10130	198,640,750.00	Other Receivables	32,538.40
Principal Payments	11,020.00	Land Area 74.02 Sq. Miles		Total	4,330,405.05
Interest Payments		Net Valuation Taxable-Municipal	202,487,109	LIABILITIES, RESERVES, AND SURPLUS	
DEFERRED CHARGES		Net Valuation Taxable-County	244,612,493	Cash Liabilities	1,310,605.33
SCHOOL, COUNTY, SPECIAL DISTRICT TAXES	5,442,556.65	State Equalized Valuation	267,130,492	Reserves for Receivables	2,018,895.73
RESERVE FOR UNCOLLECTED TAXES	569,086.45	State Equalization Ratio	75.45	Surplus Dec. 31, 1981	1,000,503.99
EXPENDITURES				Total	4,330,405.05
TOTAL	9,115,871.92				

Population 1980 13,460
 Population 1981 13,462
 S & P Rating
 Moody Rating A

General Tax Rate Per \$100. 4.03
 State Equalized Tax Rate 2.56

MIDDLESEX BOROUGH - MIDDLESEX CO.
Form of Government:
Borough Council
Number of Members on Governing Body - 6

PER CAPITA:
 Gross Debt 566.59
 Net Debt 398.94
 Debt Service 38.21
 Total Tax Levy 597.47
 Municipal Expenditures 306.48

PER CENT:
 Gross Debt 2.72
 Net Debt 1.92
 Tax Levy Collected 95.76
 Tax Levy Cancelled, Abated or Adjusted

EXPENDITURES		REVENUES-REALIZED		1981 PROPERTY TAX	
GENERAL GOVERNMENT				STATE EQUALIZED TAX RATE →	
Governing Body & Public Boards		1981 Property Taxes Collected	7,698,883.87	Local District School Taxes	1.47 4,599,264.75
Municipal Clerk		1981 Payments in Lieu of Taxes		Regional & Consolidated School Tax	
Financial Administration	10,000.00	Delinquent Tax & Lien Collections	257,382.43	School Taxes in Municipal Budget	
Assessment of Taxes	36,808.00	Business Personalty Replacement Taxes	259,445.40	County Taxes	.57 1,768,787.49
Collection of Taxes	59,875.00	Taxes from Public Utilities	830,753.00	County Library Taxes	
Planning, Housing & Development	21,990.00	Other Miscellaneous Tax Revenues		Local Municipal Purpose Taxes	.52 1,634,192.27
Human Resources		State Aid Revenues	130,909.09	Veteran & Senior Citizen Taxes	
Elections	4,557.00	Federal Aid Revenues		Total Taxes for Rate Computation	2.56 8,126,094.51
General Administration (other)	506,863.38	State and Local Fiscal Assistance Act Utilized	197,503.00	Special District Taxes	
JUDICIARY		Sale of Acquired Property		Bank Corp. Taxes	3,543.53
Municipal Courts	20,400.00	Other Miscellaneous Revenues	309,725.98	Added and Omitted Taxes	37,403.48
PUBLIC SAFETY		Total	9,684,612.77	Total Taxes Levied - ABSTRACT	8,043,191.52
Fire Protection	132,215.00	Prior Years Surplus Appropriated	570,000.00	Total Taxes Billed	8,039,647.99
Police Protection	778,475.00	REVENUES TOTAL	10,254,612.77	1981 TAXES COLLECTED	7,658,883.87
Civil Defense & Disaster Control	11,725.00	Reserve For Uncollected Taxes	289,000.00	1981 Taxes Cancelled, Abated or Adjusted	
Environmental Inspection & Control	44,360.00	CAPITAL OUTLAY TOTAL	639,716.99	Transfer to Tax Title Liens or Foreclosed	
Other Public Safety	600.00	Public Enterprises		Balance Outstanding Dec. 31, 1981	340,764.12
PUBLIC WORKS		Recreation—Culture	4,355.07	PRIOR YEARS TAXES OUTSTANDING	
Streets and Drainage	408,215.00	Public Works	514,637.24	Balance January 1, 1981	222,307.88
Sewers and Sewage Processing	385,176.83	Buildings and Grounds	120,680.68	Collected in 1981	204,742.41
Garbage and Trash Disposal	155,062.17	Library and Education		Cancelled, Abated or Adjusted 1981	
Public Buildings and Grounds	20,747.00	Conservation		Transfers to Tax Title Liens or Foreclosed	
Other Public Works	60,875.00	All Other		Balance December 31, 1981	17,565.47
HEALTH and WELFARE		CAPITAL DEBT AUTHORIZED, DECEMBER 31, 1981		TAX TITLE LIENS OUTSTANDING	
Health Services Except Environmental	37,600.00	ISSUED AND UNISSUED		Balance January 1, 1981	77,354.35
Welfare-Public Assistance	3,800.00	School	2,257,000	Transfer From Taxes	
Hospitals, Clinics, First Aid		Self-liquidating	19,000	Redeemed in 1981	
Animal, Insect, & Radent Control		Other	5,351,495	Cancelled, Abated or Adjusted (1981)	52,640.02
Other Welfare Services		Total	7,627,495	Transfers to Foreclosed Property	
RECREATION and CONSERVATION		ISSUED AND OUTSTANDING		Balance December 31, 1981	24,714.33
Beaches and Boardwalks		School	1,307,000.00	PROPERTY ACQUIRED BY DEED OR	
Parks, Playgrounds, Shade Trees	107,195.00	Self-Liquidating	19,000.00	FORECLOSURE	
Land Reclamation & Conservation		Other	4,714,000.00	Balance January 1, 1981	30,973.00
Other Recreational Services	57,098.00	Total	6,040,000.00	Transfers From Taxes or Liens	
EDUCATION (excluding schools)		EQUALIZED VALUATION BASIS		Sale for Cash (1981)	
Libraries	141,040.00	FOR NET DEBT COMPUTATION	280,331,186	Cancelled, Abated or Adjusted (1981)	
Other Educational Services		REAL PROPERTY VALUATIONS		Balance December 31, 1981	30,973.00
STATUTORY EXPENDITURES		Code Class # of Parcels % VAL'N		CURRENT FINANCES DECEMBER 31, 1981	
Pensions & F. I. C. A.	234,344.00	1 Vacant Land 319 2.80	5,511,700.00	ASSETS	
Employee Fringe Benefits	76,000.00	2 Residential 3599 67.74	133,498,400.00	Cash Dec. 31, 1981	758,127.65
Other Statutory Expenditures	7,500.00	3 Farm 4 .10	152,900.00	Taxes Receivable	358,329.59
CETA And Other Public Employment Programs		4a Commercial 174 7.67	15,121,800.00	Tax Title Liens	24,714.33
MUNICIPAL FUNCTIONS TOTAL	3,322,521.38	4b Industrial 135 17.72	34,925,400.00	Foreclosed Property	30,973.00
CAPITAL IMPROVEMENTS *MEMO*	5,000.00	4c Apartments 6 3.97	7,814,100.00	Emergencies & Other Deferred Charges	
DEBT SERVICE		Total 4237	197,064,300.00	State and Federal Aid Receivable	1,483.69
Principal Payments	333,100.00	Land Area 3.45 Sq. Miles		Other Receivables	2,327.44
Interest Payments	181,257.90	Net Valuation Taxable-Municipal	198,641,100	Total	1,175,955.70
DEFERRED CHARGES		Net Valuation Taxable-County	336,794,869	LIABILITIES, RESERVES, AND SURPLUS	
SCHOOL, COUNTY, SPECIAL DISTRICT TAXES	6,368,052.24	State Equalized Valuation	311,241,159	Cash Liabilities	417,354.62
RESERVE FOR UNCOLLECTED TAXES	289,000.00	State Equalization Ratio	63.64	Reserves for Receivables	416,344.36
EXPENDITURES TOTAL	10,493,931.52			Surplus Dec. 31, 1981	342,256.72
				Total	1,175,955.70

1331

Population 1980 62,574
 Population 1981 63,580
 S & P Rating AAA
 Moody Rating A

General Tax Rate Per \$100.

5.25

State Equalized Tax Rate

2.41

MIDDLETOWN TWP. - MONMOUTH CO.**Form of Government:****Special Charter (CH 237-1971)****Number of Members on Governing Body - 5****PER CAPITA:**

Gross Debt 467.69
 Net Debt 334.76
 Debt Service 55.00
 Total Tax Levy 581.98
 Municipal Expenditures 253.59

PER CENT:

Gross Debt 2.31
 Net Debt 1.65
 Tax Levy Collected 95.22
 Tax Levy Cancelled, Abated
 or Adjusted

EXPENDITURES		REVENUES-REALIZED		1981 PROPERTY TAX	
GENERAL GOVERNMENT				STATE EQUALIZED TAX RATE	
Governing Body & Public Boards	1,820.00	1981 Property Taxes Collected	35,191,074.50	Local District School Taxes 1.44	21,455,343.00
Municipal Clerk		1981 Payments in Lieu of Taxes		Regional & Consolidated School Tax	
Financial Administration	93,948.41	Delinquent Tax & Lien Collections	1,366,356.51	School Taxes in Municipal Budget	
Assessment of Taxes	155,251.89	Business Personalty Replacement Taxes	269,325.68	County Taxes .48	7,172,127.13
Collection of Taxes	177,875.00	Taxes from Public Utilities	3,267,260.00	County Library Taxes	
Planning, Housing & Development	140,235.00	Other Miscellaneous Tax Revenues		Local Municipal Purpose Taxes .49	7,254,565.02
Human Resources	25,500.00	State Aid Revenues	524,963.87	Veteran & Senior Citizen Taxes	472,450.00
Elections	13,500.00	Federal Aid Revenues	560,342.02	Total Taxes for Rate Computation 2.41	36,354,885.15
General Administration (other)	1,382,927.82	State and Local Fiscal Assistance Act Utilized	500,000.00	Special District Taxes	589,737.05
JUDICIARY		Sale of Acquired Property		Bank Corp. Taxes	44,760.56
Municipal Courts	140,405.00	Other Miscellaneous Revenues	2,861,372.10	Added and Omitted Taxes	485,132.62
PUBLIC SAFETY		Total	44,540,654.68	Total Taxes Levied - ABSTRACT	37,002,065.58
Fire Protection	483,602.00	Prior Years Surplus Appropriated	1,395,000.00	Total Taxes Billed	36,957,305.02
Police Protection	2,874,676.00	REVENUES	45,935,654.68	1981 TAXES COLLECTED	35,151,074.50
Civil Defense & Disaster Control	16,988.00	Reserve For Uncollected Taxes	1,748,432.00	1981 Taxes Cancelled, Abated or Adjusted	
Environmental Inspection & Control	256,971.00	CAPITAL OUTLAY	1,722,951.63	Transfer to Tax Title Liens or Foreclosed	
Other Public Safety	700.00	Total		Balance Outstanding Dec. 31, 1981	1,766,230.52
PUBLIC WORKS		Public Enterprises		PRIOR YEARS TAXES OUTSTANDING	
Streets and Drainage	2,242,934.00	Recreation—Culture	55,935.34	Balance January 1, 1981	1,251,817.90
Sewers and Sewage Processing		Public Works	1,455,114.30	Collected in 1981	1,268,790.89
Garbage and Trash Disposal		Buildings and Grounds	150,350.01	Cancelled, Abated or Adjusted 1981	
Public Buildings and Grounds	332,506.00	Library and Education		Transfers to Tax Title Liens or Foreclosed	
Other Public Works		Conservation	61,551.98	Balance December 31, 1981	23,027.01
HEALTH and WELFARE		All Other		TAX TITLE LIENS OUTSTANDING	
Health Services Except Environmental	177,044.00	CAPITAL DEBT AUTHORIZED, DECEMBER 31, 1981		Balance January 1, 1981	276,279.97
Welfare-Public Assistance	41,327.07	ISSUED AND UNISSUED	GROSS DEBT	Transfer From Taxes	
Hospitals, Clinics, First Aid	5,000.00	School	8,386,000	Redeemed in 1981	57,565.62
Animal, Insect, & Rodent Control	33,360.00	Self-liquidating		Cancelled, Abated or Adjusted (1981)	
Other Welfare Services		Other	21,350,045	Transfers to Foreclosed Property	
RECREATION and CONSERVATION		Total	29,736,045	Balance December 31, 1981	178,714.35
Beaches and Boardwalks	311,876.93	ISSUED AND OUTSTANDING		PROPERTY ACQUIRED BY DEED OR FORECLOSURE	
Parks, Playgrounds, Shade Trees	20,400.00	School	8,386,000.00	Balance January 1, 1981	1,503,700.00
Land Reclamation & Conservation	12,750.00	Self-Liquidating		Transfers From Taxes or Liens	
Other Recreational Services		Other	19,653,000.00	Sale for Cash (1981)	71,966.54
EDUCATION (excluding schools)		Total	28,039,000.00	Cancelled, Abated or Adjusted (1981)	17,533.46
Libraries	461,000.00	EQUALIZED VALUATION BASIS		Balance December 31, 1981	1,414,200.00
Other Educational Services		FOR NET DEBT COMPUTATION	1,286,612,678	CURRENT FINANCES DECEMBER 31, 1981	
STATUTORY EXPENDITURES		REAL PROPERTY VALUATIONS		ASSETS	
Pensions & F. I. C. A.	732,863.81	Code Class # of Parcels % VAL'N	ASSESSED VALUATION	Cash Dec. 31, 1981	8,944,212.67
Employee Fringe Benefits		1 Vacant Land 2699 3.65	24,739,500.00	Taxes Receivable	1,789,257.53
Other Statutory Expenditures	46,495.00	2 Residential 17957 86.89	588,290,500.00	Tax Title Liens	178,714.35
CETA And Other Public Employment Programs	391,951.00	3 Farm 225 .97	6,590,300.00	Foreclosed Property	1,414,200.00
MUNICIPAL FUNCTIONS		4a Commercial 482 7.95	53,831,100.00	Emergencies & Other Deferred Charges	20,000.00
CAPITAL IMPROVEMENTS	*MEMO*	4b Industrial 5 .28	1,891,200.00	State and Federal Aid Receivable	
DEBT SERVICE		4c Apartments 8 .25	1,701,900.00	Other Receivables	26,533.33
Principal Payments	1,040,000.00	Total 21376	677,044,500.00	Total	12,372,917.88
Interest Payments	2,457,208.97	Land Area 41.08 Sq. Miles		LIABILITIES, RESERVES, AND SURPLUS	
DEFERRED CHARGES		Net Valuation Taxable-Municipal	683,105,650	Cash Liabilities	6,480,673.78
SCHOOL, COUNTY, SPECIAL DISTRICT TAXES	29,217,207.18	Net Valuation Taxable-County	1,349,589,686	Reserves for Receivables	3,408,705.21
RESERVE FOR UNCOLLECTED TAXES	1,748,432.00	State Equalized Valuation	1,481,747,667	Surplus Dec. 31, 1981	2,483,538.89
EXPENDITURES	TOTAL	State Equalization Ratio	45.88	Total	12,372,917.88

0235

Population 1980 7,381
 Population 1981 7,381
 S & P Rating
 Moody Rating A-1

General Tax Rate Per \$100. 3.18
 State Equalized Tax Rate 2.44

MIDLAND PARK BOROUGH - BERGEN CO.

Form of Government:

Borough Council

Number of Members on Governing Body - 6

PER CAPITA:

Gross Debt 414.71
 Net Debt 307.68
 Debt Service 46.19
 Total Tax Levy 701.15
 Municipal Expenditures 304.58

PER CENT:

Gross Debt 1.60
 Net Debt 1.19
 Tax Levy Collected 97.38
 Tax Levy Cancelled, Abated or Adjusted .05

EXPENDITURES		REVENUES-REALIZED		1981 PROPERTY TAX	
GENERAL GOVERNMENT				STATE EQUALIZED TAX RATE \rightarrow	
Governing Body & Public Boards		1981 Property Taxes Collected	5,037,927.73	Local District School Taxes 1.51	3,187,635.00
Municipal Clerk		1981 Payments in Lieu of Taxes	87,204.58	Regional & Consolidated School Tax	
Financial Administration	13,302.00	Delinquent Tax & Lien Collections	138,366.08	School Taxes in Municipal Budget	
Assessment of Taxes	12,340.00	Business Personalty Replacement Taxes	302,714.00	County Taxes .34	719,380.11
Collection of Taxes	22,650.00	Taxes from Public Utilities		County Library Taxes	
Planning, Housing & Development	5,905.00	Other Miscellaneous Tax Revenues	76,257.39	Local Municipal Purpose Taxes .58	1,232,357.00
Human Resources		State Aid Revenues		Veteran & Senior Citizen Taxes	73,900.00
Elections		Federal Aid Revenues	89,666.00	Total Taxes for Rate Computation 2.43	5,213,272.11
General Administration (other)	221,624.15	State and Local Fiscal Assistance Act Utilized		Special District Taxes	
JUDICIARY		Sale of Acquired Property	255,000.32	Bank Corp. Taxes	10,323.68
Municipal Courts	16,525.00	Other Miscellaneous Revenues	275,000.00	Added and Omitted Taxes	25,510.57
PUBLIC SAFETY		Total	5,587,136.10	Total Taxes Levied - ABSTRACT	5,175,206.36
Fire Protection	35,865.00	Prior Years Surplus Appropriated	275,000.00	Total Taxes Billed	5,173,269.57
Police Protection	410,357.49	REVENUES TOTAL	6,262,136.10	1981 TAXES COLLECTED	5,037,927.73
Civil Defense & Disaster Control	900.00	Reserve For Uncollected Taxes	257,218.00	1981 Taxes Cancelled, Abated or Adjusted	2,827.02
Environmental Inspection & Control	19,350.00			Transfer to Tax Title Liens or Foreclosed	1,062.12
Other Public Safety				Balance Outstanding Dec. 31, 1981	131,452.70
PUBLIC WORKS		CAPITAL OUTLAY TOTAL	169,318.13	PRIOR YEARS TAXES OUTSTANDING	
Streets and Drainage	245,198.00	Public Enterprises		Balance January 1, 1981	88,245.87
Sewers and Sewage Processing	245,551.51	Recreation—Culture	6,706.42	Collected in 1981	87,204.58
Garbage and Trash Disposal		Public Works	69,272.46	Cancelled, Abated or Adjusted 1981	
Public Buildings and Grounds	50,100.00	Buildings and Grounds	400.00	Transfers to Tax Title Liens or Foreclosed	
Other Public Works		Library and Education	92,939.25	Balance December 31, 1981	1,041.29
HEALTH and WELFARE		Conservation		TAX TITLE LIENS OUTSTANDING	
Health Services Except Environmental	27,519.00	All Other		Balance January 1, 1981	5,458.52
Welfare-Public Assistance	3,600.00			Transfer From Taxes	1,062.12
Hospitals, Clinics, First Aid		CAPITAL DEBT AUTHORIZED, DECEMBER 31, 1981		Redeemed in 1981	
Animal, Insect, & Rodent Control	15,246.00	ISSUED AND UNISSUED		Cancelled, Abated or Adjusted (1981)	
Other Welfare Services		School	780,000	Transfers to Foreclosed Property	
RECREATION and CONSERVATION		Self-liquidating	2,281,000	Balance December 31, 1981	6,520.64
Beaches and Boardwalks		Other	3,061,000	PROPERTY ACQUIRED BY DEED OR	
Parks, Playgrounds, Shade Trees	28,855.00	Total	3,061,000	FORECLOSURE	
Land Reclamation & Conservation		ISSUED AND OUTSTANDING		Balance January 1, 1981	200.00
Other Recreational Services	860.00	School	780,000.00	Transfers From Taxes or Liens	
EDUCATION (excluding schools)		Self-liquidating	2,265,000.00	Sale for Cash (1981)	
Libraries	100,290.00	Other	3,045,000.00	Cancelled, Abated or Adjusted (1981)	
Other Educational Services		Total	3,045,000.00	Balance December 31, 1981	200.00
STATUTORY EXPENDITURES		EQUALIZED VALUATION BASIS		CURRENT FINANCES DECEMBER 31, 1981	
Pensions & F. I. C. A.	112,052.00	FOR NET DEBT COMPUTATION	151,186,672	ASSETS	
Employee Fringe Benefits	27,500.00	REAL PROPERTY VALUATIONS		Cash Dec. 31, 1981	1,118,103.39
Other Statutory Expenditures	6,800.00	Code Class # of Parcels % VAL'N		Taxes Receivable	132,493.99
CETA And Other Public Employment Programs		1 Vacant Land 78 1.19		Tax Title Liens	0,520.64
MUNICIPAL FUNCTIONS	1,626,390.15	2 Residential 2088 77.24		Foreclosed Property	200.00
CAPITAL IMPROVEMENTS *MEMO*	96,235.00	3 Farm		Emergencies & Other Deferred Charges	60,161.00
DEBT SERVICE		4a Commercial 102 10.62		State and Federal Aid Receivable	1,288.00
Principal Payments	175,000.00	4b Industrial 37 7.69		Other Receivables	5,166.66
Interest Payments	165,562.50	4c Apartments 5 3.27		Total	1,323,933.68
DEFERRED CHARGES	23,500.00	Total 2310		LIABILITIES, RESERVES, AND SURPLUS	
SCHOOL, COUNTY, SPECIAL DISTRICT TAXES	3,907,015.11	Land Area 1.69 Sq. Miles		Cash Liabilities	476,238.58
RESERVE FOR UNCOLLECTED TAXES	257,218.00	Net Valuation Taxable-Municipal	161,875,214	Reserves for Receivables	144,381.25
EXPENDITURES TOTAL	6,155,085.76	Net Valuation Taxable-County	200,980,571	Surplus Dec. 31, 1981	703,313.61
		State Equalized Valuation	210,565,358	Total	1,323,933.68
		State Equalization Ratio	76.76		

Population 1980 1,368
 Population 1981 1,353
 S & P Rating
 Moody Rating

General Tax Rate Per \$100. 2.26
 State Equalized Tax Rate 2.01

MILFORD BOROUGH - HUNTERDON CO.

Form of Government:

Borough Council

Number of Members on Governing Body - 6

PER CAPITA:

Gross Debt 836.60
 Net Debt 13.30
 Debt Service
 Total Tax Levy 719.99
 Municipal Expenditures 536.61

PER CENT:

Gross Debt 2.54
 Net Debt .04
 Tax Levy Collected 94.35
 Tax Levy Cancelled, Abated or Adjusted .31

EXPENDITURES		REVENUES-REALIZED		1981 PROPERTY TAX	
GENERAL GOVERNMENT				STATE EQUALIZED TAX RATE	
Governing Body & Public Boards		1981 Property Taxes Collected	516,405.06	Local District School Taxes .72	347,924.00
Municipal Clerk		1981 Payments in Lieu of Taxes		Regional & Consolidated School Tax .80	384,818.75
Financial Administration	8,168.38	Delinquent Tax & Lien Collections	43,138.54	School Taxes in Municipal Budget	
Assessment of Taxes	3,960.41	Business Personalty Replacement Taxes	192,458.88	County Taxes .49	238,034.57
Collection of Taxes	6,765.92	Taxes from Public Utilities	225,856.00	County Library Taxes	
Planning, Housing & Development	11,050.00	Other Miscellaneous Tax Revenues		Local Municipal Purpose Taxes	
Human Resources		State Aid Revenues	8,831.25	Veteran & Senior Citizen Taxes	16,350.00
Elections		Federal Aid Revenues		Total Taxes for Rate Computation 2.01	587,127.32
General Administration (other)	86,246.20	State and Local Fiscal Assistance Act Utilized	14,176.94	Special District Taxes	
JUDICIARY		Sale of Acquired Property		Bank Corp. Taxes	3,273.64
Municipal Courts	7,011.54	Other Miscellaneous Revenues	169,647.09	Added and Omitted Taxes	97.82
PUBLIC SAFETY		Total	1,570,553.76	Total Taxes Levied - ABSTRACT	974,148.78
Fire Protection	18,000.00	Prior Years Surplus Appropriated	330,000.00	Total Taxes Billed	571,303.23
Police Protection	104,834.11	REVENUES TOTAL	1,900,553.76	1981 TAXES COLLECTED	910,405.06
Civil Defense & Disaster Control	250.00	Reserve For Uncollected Taxes	80,753.92	1981 Taxes Cancelled, Abated or Adjusted	2,963.59
Environmental Inspection & Control				Transfer to Tax Title Liens or Foreclosed	5,004.77
Other Public Safety				Balance Outstanding Dec. 31, 1981	46,929.41
PUBLIC WORKS		CAPITAL OUTLAY TOTAL		PRIOR YEARS TAXES OUTSTANDING	
Streets and Drainage	116,606.86	Public Enterprises		Balance January 1, 1981	45,856.22
Sewers and Sewage Processing		Recreation—Culture		Collected in 1981	41,638.54
Garbage and Trash Disposal	25,000.00	Public Works		Cancelled, Abated or Adjusted 1981	2,968.62
Public Buildings and Grounds	8,423.66	Buildings and Grounds		Transfers to Tax Title Liens or Foreclosed	1,053.66
Other Public Works	3,000.00	Library and Education		Balance December 31, 1981	195.40
HEALTH and WELFARE		Conservation		TAX TITLE LIENS OUTSTANDING	
Health Services Except Environmental		All Other		Balance January 1, 1981	7,671.73
Welfare-Public Assistance	4,000.00			Transfer From Taxes	6,207.55
Hospitals, Clinics, First Aid				Redeemed in 1981	1,500.00
Animal, Insect, & Rodent Control				Cancelled, Abated or Adjusted (1981)	
Other Welfare Services				Transfers to Foreclosed Property	
RECREATION and CONSERVATION				Balance December 31, 1981	12,379.28
Beaches and Boardwalks				PROPERTY ACQUIRED BY DEED OR	
Parks, Playgrounds, Shade Trees				FORECLOSURE	
Land Reclamation & Conservation	9,500.00			Balance January 1, 1981	
Other Recreational Services				Transfers From Taxes or Liens	
EDUCATION (excluding schools)				Sale for Cash (1981)	
Libraries	27,000.00			Cancelled, Abated or Adjusted (1981)	
Other Educational Services	100,000.00			Balance December 31, 1981	
STATUTORY EXPENDITURES				CURRENT FINANCES DECEMBER 31, 1981	
Pensions & F. I. C. A.	24,000.00			ASSETS	
Employee Fringe Benefits	5,182.23			Cash Dec. 31, 1981	1,122,545.20
Other Statutory Expenditures	2,223.50			Taxes Receivable	47,124.81
CETA And Other Public Employment Programs				Tax Title Liens	12,379.28
MUNICIPAL FUNCTIONS				Foreclosed Property	
CAPITAL IMPROVEMENTS				Emergencies & Other Deferred Charges	12,306.00
DEBT SERVICE				State and Federal Aid Receivable	
Principal Payments				Other Receivables	81,769.17
Interest Payments				Total	1,276,124.46
DEFERRED CHARGES				LIABILITIES, RESERVES, AND SURPLUS	
SCHOOL, COUNTY, SPECIAL DISTRICT TAXES	70,013.33			Cash Liabilities	565,899.47
RESERVE FOR UNCOLLECTED TAXES	970,777.32			Reserves for Receivables	141,273.26
EXPENDITURES				Surplus Dec. 31, 1981	568,951.73
TOTAL	1,656,807.38			Total	1,276,124.46

0712

Population 1980 19,543
 Population 1981 19,466
 S & P Rating AA
 Moody* Rating AAA

General Tax Rate Per \$100. 3.66
 State Equalized Tax Rate 2.41

MILLBURN TOWNSHIP - ESSEX COUNTY

Form of Government:

Township Committee

Number of Members on Governing Body - 5

PER CAPITA:

Gross Debt 642.90
 Net Debt 400.65
 Debt Service 51.47
 Total Tax Levy 1,416.80
 Municipal Expenditures 568.72

PER CENT:

Gross Debt 1.27
 Net Debt .79
 Tax Levy Collected 98.92
 Tax Levy Cancelled, Abated or Adjusted

EXPENDITURES		REVENUES-REALIZED		1981 PROPERTY TAX	
GENERAL GOVERNMENT		1981 Property Taxes Collected		STATE EQUALIZED TAX RATE	
Governing Body & Public Boards				Local District School Taxes	.93
Municipal Clerk	109,370.00	1981 Payments in Lieu of Taxes	27,686,660.93	Regional & Consolidated School Tax	
Financial Administration	88,050.00	Delinquent Tax & Lien Collections	151,700.00	School Taxes in Municipal Budget	
Assessment of Taxes	57,311.00	Business Personalty Replacement Taxes	269,751.90	County Taxes	1.14
Collection of Taxes	51,840.00	Taxes from Public Utilities	437,625.24	County Library Taxes	
Planning, Housing & Development	15,680.00	Other Miscellaneous Tax Revenues	1,658,153.00	Local Municipal Purpose Taxes	.34
Human Resources	10,480.00	State Aid Revenues	1,460,033.58	Veteran & Senior Citizen Taxes	
Elections	4,012.03	Federal Aid Revenues	180,054.92	Total Taxes for Rate Computation	2.41
General Administration (other)	810,683.00	State and Local Fiscal Assistance Act Utilized	238,577.46	Special District Taxes	
JUDICIARY		Sale of Acquired Property		Bank Corp. Taxes	
Municipal Courts	64,588.00	Other Miscellaneous Revenues	1,800,905.40	Added and Omitted Taxes	
PUBLIC SAFETY		Total	33,883,462.43	Total Taxes Levied - ABSTRACT	27,579,518.91
Fire Protection	1,516,918.00	Prior Years Surplus Appropriated	2,000,000.00	Total Taxes Billed	27,989,194.86
Police Protection	1,853,312.00	REVENUES	35,883,462.43	1981 TAXES COLLECTED	27,686,660.93
Civil Defense & Disaster Control	4,735.00	Reserve For Uncollected Taxes	1,368,153.94	1981 Taxes Cancelled, Abated or Adjusted	439.20
Environmental Inspection & Control	71,660.00	CAPITAL OUTLAY	1,146,432.40	Transfer to Tax Title Liens or Foreclosed	2,924.34
Other Public Safety		Total		Balance Outstanding Dec. 31, 1981	259,170.39
PUBLIC WORKS				PRIOR YEARS TAXES OUTSTANDING	
Streets and Drainage	779,744.20	Public Enterprises		Balance January 1, 1981	269,769.59
Sewers and Sewage Processing	273,824.02	Recreation—Culture	2,640.59	Collected in 1981	269,751.90
Garbage and Trash Disposal	273,090.00	Public Works	616,145.90	Cancelled, Abated or Adjusted 1981	17.69
Public Buildings and Grounds	242,520.00	Buildings and Grounds	527,645.91	Transfers to Tax Title Liens or Foreclosed	
Other Public Works	223,970.00	Library and Education		Balance December 31, 1981	
HEALTH and WELFARE		Conservation		TAX TITLE LIENS OUTSTANDING	
Health Services Except Environmental	151,706.00	All Other		Balance January 1, 1981	18,543.55
Welfare-Public Assistance	8,187.00	CAPITAL DEBT AUTHORIZED, DECEMBER 31, 1981		Transfer From Taxes	2,955.34
Hospitals, Clinics, First Aid		ISSUED AND UNISSUED		Redeemed in 1981	
Animal, Insect, & Rodent Control		School	4,614,000	Cancelled, Abated or Adjusted (1981)	
Other Welfare Services		Self-Liquidating	7,900,645	Transfers to Foreclosed Property	
RECREATION and CONSERVATION		Other	7,799,145	Balance December 31, 1981	21,498.89
Beaches and Boardwalks		Total	12,514,645	PROPERTY ACQUIRED BY DEED OR	
Parks, Playgrounds, Shade Trees	603,765.00	ISSUED AND OUTSTANDING		FORECLOSURE	
Land Reclamation & Conservation	900.00	School	4,614,000.00	Balance January 1, 1981	14,000.00
Other Recreational Services		Self-Liquidating	4,432,950.00	Transfers From Taxes or Liens	
EDUCATION (excluding schools)		Other	9,046,950.00	Sale for Cash (1981)	
Libraries	270,000.00	Total		Cancelled, Abated or Adjusted (1981)	
Other Educational Services		EQUALIZED VALUATION BASIS		Balance December 31, 1981	14,000.00
STATUTORY EXPENDITURES		FOR NET DEBT COMPUTATION	989,280,583	CURRENT FINANCES DECEMBER 31, 1981	
Pensions & F. I. C. A.	840,537.97	REAL PROPERTY VALUATIONS		ASSETS	
Employee Fringe Benefits	235,000.00	Code Class # of Parcels % VAL'N		Cash Dec. 31, 1981	4,850,082.70
Other Statutory Expenditures	1,000.00	1 Vacant Land 148 .86	6,449,500.00	Taxes Receivable	299,170.39
CETA And Other Public Employment Programs		2 Residential 5941 75.89	566,598,100.00	Tax Title Liens	21,498.89
MUNICIPAL FUNCTIONS		3 Farm		Foreclosed Property	14,000.00
CAPITAL IMPROVEMENTS	*MEMO*	4a Commercial 217 19.21	143,449,700.00	Emergencies & Other Deferred Charges	
DEBT SERVICE		4b Industrial 35 2.04	15,217,700.00	State and Federal Aid Receivable	
Principal Payments	768,000.00	4c Apartments 22 1.99	14,853,800.00	Other Receivables	20,148.95
Interest Payments	233,990.77	Total 6363	746,568,800.00	Total	5,204,900.93
DEFERRED CHARGES		Land Area 10.00 Sq. Miles		LIABILITIES, RESERVES, AND SURPLUS	
SCHOOL, COUNTY, SPECIAL DISTRICT TAXES	135,759.08	Net Valuation Taxable-Municipal	753,123,100	Cash Liabilities	1,716,669.10
RESERVE FOR UNCOLLECTED TAXES	23,630,896.84	Net Valuation Taxable-County	1,078,536,033	Reserves for Receivables	354,818.23
EXPENDITURES		State Equalized Valuation	1,141,879,076	Surplus Dec. 31, 1981	3,133,413.60
TOTAL	34,701,683.85	State Equalization Ratio	65.76	Total	5,204,900.93

1812
 Population 1980 530
 Population 1981 527
 S & P Rating
 Maady Rating

General Tax Rate Per \$100. 4.40
 State Equalized Tax Rate 1.79

MILLSTONE BOROUGH - SOMERSET CO.
Form of Government:
Borough Council
Number of Members on Governing Body - 6

PER CAPITAL: PER CENT:
 Gross Debt 31.16 Gross Debt .13
 Net Debt 31.16 Net Debt .13
 Debt Service 3.42 Tax Levy Collected 95.09
 Total Tax Levy 467.71 Tax Levy Cancelled, Abated
 Municipal Expenditures 174.29 or Adjusted .58

EXPENDITURES		REVENUES-REALIZED		1981 PROPERTY TAX	
GENERAL GOVERNMENT				STATE EQUALIZED TAX RATE	
Governing Body & Public Boards		1981 Property Taxes Collected	233,045.02	Local District School Taxes	1.30 178,094.00
Municipal Clerk		1981 Payments in Lieu of Taxes		Regional & Consolidated School Tax	
Financial Administration	5,200.00	Delinquent Tax & Lien Collections	6,325.87	School Taxes in Municipal Budget	
Assessment of Taxes	2,912.00	Business Personalty Replacement Taxes	2,411.84	County Taxes	.46 62,552.52
Collection of Taxes	3,475.00	Taxes from Public Utilities	46,208.00	County Library Taxes	.03 4,155.39
Planning, Housing & Development	4,200.00	Other Miscellaneous Tax Revenues		Local Municipal Purpose Taxes	
Human Resources		State Aid Revenues	4,415.63	Veteran & Senior Citizen Taxes	
Elections	250.00	Federal Aid Revenues		Total Taxes for Rate Computation	1.79 249,152.31
General Administration (other)	17,100.00	State and Local Fiscal Assistance Act Utilized	3,261.02	Special District Taxes	
JUDICIARY		Sale of Acquired Property		Bank Corp. Taxes	1,682.11
Municipal Courts	650.00	Other Miscellaneous Revenues	16,678.49	Added and Omitted Taxes	
PUBLIC SAFETY		Total	314,365.87	Total Taxes Levied - ABSTRACT	246,484.42
Fire Protection	12,112.33	Prior Years Surplus Appropriated	28,000.00	Total Taxes Billed	245,084.40
Police Protection	500.00	REVENUES	342,365.87	1981 TAXES COLLECTED	233,049.02
Civil Defense & Disaster Control	25.00	Reserve For Uncollected Taxes	12,155.13	1981 Taxes Cancelled, Abated or Adjusted	2,351.20
Environmental Inspection & Control	1,725.00			Transfer to Tax Title Liens or Foreclosed	
Other Public Safety		CAPITAL OUTLAY	TOTAL	Balance Outstanding Dec. 31, 1981	9,644.18
PUBLIC WORKS		Public Enterprises		PRIOR YEARS TAXES OUTSTANDING	
Streets and Drainage	7,160.50	Recreation—Culture		Balance January 1, 1981	8,485.87
Sewers and Sewage Processing		Public Works		Collected in 1981	8,485.87
Garbage and Trash Disposal	10,900.00	Buildings and Grounds		Cancelled, Abated or Adjusted 1981	
Public Buildings and Grounds	1,800.00	Library and Education		Transfers to Tax Title Liens or Foreclosed	
Other Public Works		Conservation		Balance December 31, 1981	
HEALTH and WELFARE		All Other		TAX TITLE LIENS OUTSTANDING	
Health Services Except Environmental	2,150.00			Balance January 1, 1981	
Welfare-Public Assistance	1,625.00	CAPITAL DEBT AUTHORIZED, DECEMBER 31, 1981		Transfer From Taxes	
Hospitals, Clinics, First Aid		ISSUED AND UNISSUED	GROSS DEBT	Redeemed in 1981	
Animal, Insect, & Rodent Control		School		Cancelled, Abated or Adjusted (1981)	
Other Welfare Services		Self-liquidating		Transfers to Foreclosed Property	
RECREATION and CONSERVATION		Other	16,422	Balance December 31, 1981	
Beaches and Boardwalks		Total	16,422	PROPERTY ACQUIRED BY DEED OR	
Parks, Playgrounds, Shade Trees	2,230.00			FORECLOSURE	
Land Reclamation & Conservation	25.00	ISSUED AND OUTSTANDING		Balance January 1, 1981	
Other Recreational Services		School		Transfers From Taxes or Liens	
EDUCATION (excluding schools)		Self-Liquidating		Sale for Cash (1981)	
Libraries		Other	13,000.00	Cancelled, Abated or Adjusted (1981)	
Other Educational Services	1,000.00	Total	13,000.00	Balance December 31, 1981	
STATUTORY EXPENDITURES		EQUALIZED VALUATION BASIS		CURRENT FINANCES DECEMBER 31, 1981	
Pensions & F. I. C. A.	2,250.00	FOR NET DEBT COMPUTATION	12,678,708	ASSETS	
Employee Fringe Benefits		REAL PROPERTY VALUATIONS		Cash Dec. 31, 1981	79,983.33
Other Statutory Expenditures	450.00	Code Class # of Parcels % VAL'N		Taxes Receivable	9,644.18
CETA And Other Public Employment Programs		1 Vacant Land 9 1.41	77,700.00	Tax Title Liens	
MUNICIPAL FUNCTIONS		2 Residential 153 85.81	4,741,500.00	Foreclosed Property	
CAPITAL IMPROVEMENTS	TOTAL	3 Farm 8 2.43	134,200.00	Emergencies & Other Deferred Charges	
DEBT SERVICE	*MEMU*	4a Commercial 8 10.35	572,160.00	State and Federal Aid Receivable	
Principal Payments	1,000.00	4b Industrial		Other Receivables	25.45
Interest Payments	803.25	4c Apartments		Total	89,652.56
		Total 178	5,525,560.00	LIABILITIES, RESERVES, AND SURPLUS	
DEFERRED CHARGES	150.00	Land Area .60 Sq. Miles		Cash Liabilities	35,021.86
SCHOOL, COUNTY, SPECIAL DISTRICT TAXES	244,802.31	Net Valuation Taxable-Municipal	5,570,100	Reserves for Receivables	9,669.63
RESERVE FOR UNCOLLECTED TAXES	12,155.13	Net Valuation Taxable-County	13,555,474	Surplus Dec. 31, 1981	44,961.47
EXPENDITURES		State Equalized Valuation	13,617,520	Total	89,652.56
TOTAL	336,650.52	State Equalization Ratio	40.71		

Population 1980 3,926
Population 1981 4,016
S & P Rating
Moody Rating

General Tax Rate Per \$100.

2.34

State Equalized Tax Rate

2.06

MILLSTONE TOWNSHIP - MONMOUTH CO.**Form of Government:****Township Committee****Number of Members on Governing Body - 3****PER CAPITA:**

Gross Debt 36.73
Net Debt 36.73
Debt Service
Total Tax Levy 681.43
Municipal Expenditures 291.85

PER CENT:

Gross Debt .14
Net Debt .14
Tax Levy Collected 89.57
Tax Levy Cancelled, Abated or Adjusted .15

EXPENDITURES		REVENUES-REALIZED		1981 PROPERTY TAX	
GENERAL GOVERNMENT				STATE EQUALIZED TAX RATE →	
Governing Body & Public Boards		1981 Property Taxes Collected	2,454,334.71	Local District School Taxes	1.41
Municipal Clerk		1981 Payments in Lieu of Taxes		Regional & Consolidated School Tax	
Financial Administration	14,840.00	Delinquent Tax & Lien Collections	229,157.89	School Taxes in Municipal Budget	
Assessment of Taxes	24,820.00	Business Personalty Replacement Taxes	45,528.60	County Taxes	.50
Collection of Taxes	17,600.00	Taxes from Public Utilities	238,081.00	County Library Taxes	.02
Planning, Housing & Development	52,120.00	Other Miscellaneous Tax Revenues	75,800.00	Local Municipal Purpose Taxes	.13
Human Resources		State Aid Revenues	21,002.17	Veteran & Senior Citizen Taxes	
Elections	1,200.00	Federal Aid Revenues	20,584.04	Total Taxes for Rate Computation	2.06
General Administration (other)	130,800.00	State and Local Fiscal Assistance Act Utilized	56,281.80	Special District Taxes	
JUDICIARY		Sale of Acquired Property		Bank Corp. Taxes	653.15
Municipal Courts	21,985.00	Other Miscellaneous Revenues	288,182.32	Added and Omitted Taxes	38,264.69
PUBLIC SAFETY		Total	3,428,952.53	Total Taxes Levied - ABSTRACT	2,736,618.26
Fire Protection		Prior Years Surplus Appropriated	366,000.00	Total Taxes Billed	2,740,140.34
Police Protection	10,000.00	REVENUES	3,794,952.53	1981 TAXES COLLECTED	2,454,334.71
Civil Defense & Disaster Control	1,000.00	Reserve For Uncollected Taxes	338,230.00	1981 Taxes Cancelled, Abated or Adjusted	3,993.22
Environmental Inspection & Control	22,815.00			Transfer to Tax Title Liens or Foreclosed	60,450.14
Other Public Safety				Balance Outstanding Dec. 31, 1981	221,362.27
PUBLIC WORKS		CAPITAL OUTLAY	TOTAL	PRIOR YEARS TAXES OUTSTANDING	
Streets and Drainage	382,921.00	Public Enterprises		Balance January 1, 1981	236,059.57
Sewers and Sewage Processing		Recreation—Culture		Collected in 1981	202,523.13
Garbage and Trash Disposal		Public Works		Cancelled, Abated or Adjusted 1981	
Public Buildings and Grounds	20,000.00	Buildings and Grounds		Transfers to Tax Title Liens or Foreclosed	28,320.37
Other Public Works		Library and Education		Balance December 31, 1981	5,216.07
HEALTH and WELFARE		Conservation		TAX TITLE LIENS OUTSTANDING	
Health Services Except Environmental	18,520.00	All Other		Balance January 1, 1981	66,046.65
Welfare—Public Assistance	7,940.00			Transfer From Taxes	94,078.82
Hospitals, Clinics, First Aid	4,000.00			Redeemed in 1981	26,634.76
Animal, Insect, & Rabid Control	660.00			Cancelled, Abated or Adjusted (1981)	189.50
Other Welfare Services				Transfers to Foreclosed Property	
RECREATION and CONSERVATION				Balance December 31, 1981	133,300.81
Beaches and Boardwalks				PROPERTY ACQUIRED BY DEED OR	
Parks, Playgrounds, Shade Trees	1,000.00			FORECLOSURE	
Land Reclamation & Conservation	5,580.00			Balance January 1, 1981	63,280.00
Other Recreational Services	16,000.00			Transfers From Taxes or Liens	
EDUCATION (excluding schools)				Sale for Cash (1981)	
Libraries				Cancelled, Abated or Adjusted (1981)	
Other Educational Services	4,000.00			Balance December 31, 1981	63,280.00
STATUTORY EXPENDITURES				CURRENT FINANCES DECEMBER 31, 1981	
Pensions & F. I. C. A.	20,500.00	EQUALIZED VALUATION BASIS		ASSETS	
Employee Fringe Benefits	3,000.00	FOR NET DEBT COMPUTATION	109,004,443	Cash Dec. 31, 1981	1,594,922.22
Other Statutory Expenditures	2,500.00	REAL PROPERTY VALUATIONS		Taxes Receivable	226,578.34
CETA And Other Public Employment Programs	15,000.00	Code Class # of Parcels % VAL'N	ASSESSED VALUATION	Tax Title Liens	133,300.81
MUNICIPAL FUNCTIONS		1 Vacant Land 592 12.08	13,367,800.00	Foreclosed Property	63,280.00
CAPITAL IMPROVEMENTS	*MEMO*	2 Residential 883 57.89	64,035,400.00	Emergencies & Other Deferred Charges	19,300.00
DEBT SERVICE		3 Farm 620 22.20	24,561,235.00	State and Federal Aid Receivable	79,241.05
Principal Payments		4a Commercial 47 5.71	6,321,600.00	Other Receivables	151,051.14
Interest Payments		4b Industrial 3 1.49	1,645,200.00	Total	2,267,673.56
		4c Apartments 4 .62	684,800.00	LIABILITIES, RESERVES, AND SURPLUS	
		Total 2149	110,616,035.00	Cash Liabilities	1,120,182.22
DEFERRED CHARGES		Land Area 37.38 Sq. Miles		Reserves for Receivables	574,210.29
SCHOOL, COUNTY, SPECIAL DISTRICT TAXES	33,055.00	Net Valuation Taxable-Municipal	111,647,754	Surplus Dec. 31, 1981	573,281.05
SCHOOL, COUNTY, SPECIAL DISTRICT TAXES	2,525,700.42	Net Valuation Taxable-County	119,916,549	Total	2,267,673.56
RESERVE FOR UNCOLLECTED TAXES	338,230.00	State Equalized Valuation	120,517,862		
EXPENDITURES	TOTAL	State Equalization Ratio	88.15		
	3,701,786.42				

Population 1980 7,136
 Population 1981 7,082
 S & P Rating
 Moody Rating A

General Tax Rate Per \$100. 2.58
 State Equalized Tax Rate 2.08

MILLTOWN BOROUGH - MIDDLESEX CO.

Form of Government:

Borough Council

Number of Members on Governing Body - 6

PER CAPITA

Gross Debt 499.92
 Net Debt 177.27
 Debt Service 25.11
 Total Tax Levy 536.58
 Municipal Expenditures 196.65

PER CENT:

Gross Debt 2.20
 Net Debt .76
 Tax Levy Collected 98.49
 Tax Levy Cancelled, Abated or Adjusted

EXPENDITURES		REVENUES-REALIZED		1981 PROPERTY TAX	
GENERAL GOVERNMENT				STATE EQUALIZED TAX RATE →	
Governing Body & Public Boards		1981 Property Taxes Collected	3,742,287.39	Local District School Taxes	1.39
Municipal Clerk		1981 Payments in Lieu of Taxes		Regional & Consolidated School Tax	
Financial Administration	13,422.00	Delinquent Tax & Lien Collections	36,663.15	School Taxes in Municipal Budget	
Assessment of Taxes	4,827.00	Business Personalty Replacement Taxes	98,343.36	County Taxes	.53
Collection of Taxes	20,637.00	Taxes from Public Utilities	148,530.00	County Library Taxes	
Planning, Housing & Development	5,436.00	Other Miscellaneous Tax Revenues		Local Municipal Purpose Taxes	.16
Human Resources	11,550.00	State Aid Revenues	57,746.11	Veteran & Senior Citizen Taxes	
Elections	3,651.00	Federal Aid Revenues		Total Taxes for Rate Computation	2.08
General Administration (other)	163,814.00	State and Local Fiscal Assistance Act Utilized	28,014.00	Special District Taxes	
JUDICIARY		State and Local Fiscal Assistance Act Utilized		Bank Corp. Taxes	4,442.25
Municipal Courts	20,649.00	Sale of Acquired Property		Added and Omitted Taxes	5,796.00
PUBLIC SAFETY		Other Miscellaneous Revenues	707,341.57	Total Taxes Levied - ABSTRACT	3,800,091.83
Fire Protection	29,181.00	Total	4,818,925.58	Total Taxes Billed	3,799,759.97
Police Protection	283,428.00	Prior Years Surplus Appropriated	60,000.00	1981 TAXES COLLECTED	3,742,287.39
Civil Defense & Disaster Control	664.00	REVENUES TOTAL	4,878,925.58	1981 Taxes Cancelled, Abated or Adjusted	
Environmental Inspection & Control	5,723.00	Reserve For Uncollected Taxes	72,000.00	Transfer to Tax Title Liens or Foreclosed	
Other Public Safety		CAPITAL OUTLAY TOTAL	346,424.22	Balance Outstanding Dec. 31, 1981	57,472.58
PUBLIC WORKS				PRIOR YEARS TAXES OUTSTANDING	
Streets and Drainage	121,373.00	Public Enterprises	146,457.54	Balance January 1, 1981	49,286.53
Sewers and Sewage Processing	50,927.00	Recreation—Culture	80,029.56	Collected in 1981	36,663.15
Garbage and Trash Disposal	131,088.00	Public Works	20,952.72	Cancelled, Abated or Adjusted 1981	
Public Buildings and Grounds	13,902.00	Buildings and Grounds	98,984.00	Transfers to Tax Title Liens or Foreclosed	
Other Public Works	2,800.00	Library and Education		Balance December 31, 1981	12,623.38
HEALTH and WELFARE		Conservation		TAX TITLE LIENS OUTSTANDING	
Health Services Except Environmental	8,818.00	All Other		Balance January 1, 1981	562.64
Welfare-Public Assistance	1,527.00	CAPITAL DEBT AUTHORIZED, DECEMBER 31, 1981		Transfer From Taxes	
Hospitals, Clinics, First Aid		ISSUED AND UNISSUED		Redeemed in 1981	
Animal, Insect, & Rodent Control		School	1,688,000	Cancelled, Abated or Adjusted (1981)	
Other Welfare Services		Self-Liquidating	597,000	Transfers to Foreclosed Property	
RECREATION and CONSERVATION		Other	1,255,404	Balance December 31, 1981	562.64
Beaches and Boardwalks		Total	3,540,404	PROPERTY ACQUIRED BY DEED OR FORECLOSURE	
Parks, Playgrounds, Shade Trees	61,612.00			Balance January 1, 1981	
Land Reclamation & Conservation		ISSUED AND OUTSTANDING		Transfers From Taxes or Liens	
Other Recreational Services	25,582.00	School	1,688,000.00	Sale for Cash (1981)	
EDUCATION (excluding schools)		Self-Liquidating	449,000.00	Cancelled, Abated or Adjusted (1981)	
Libraries	17,886.00	Other	1,195,200.00	Balance December 31, 1981	
Other Educational Services		Total	3,332,200.00	CURRENT FINANCES DECEMBER 31, 1981	
STATUTORY EXPENDITURES		EQUALIZED VALUATION BASIS		ASSETS	
Pensions & F. I. C. A.	79,752.00	FOR NET DEBT COMPUTATION	161,007.697	Cash Dec. 31, 1981	210,278.70
Employee Fringe Benefits	23,616.00	REAL PROPERTY VALUATIONS		Taxes Receivable	70,095.96
Other Statutory Expenditures	6,032.00	Code Class # of Parcels % VAL'N		Tax Title Liens	562.64
CETA And Other Public Employment Programs		1 Vacant Land 90 2.27	3,321,100.00	Foreclosed Property	
MUNICIPAL FUNCTIONS TOTAL	1,111,897.00	2 Residential 2117 83.35	122,061,700.00	Emergencies & Other Deferred Charges	49,460.00
CAPITAL IMPROVEMENTS *MEMO*	9,000.00	3 Farm 4 .14	203,400.00	State and Federal Aid Receivable	
DEBT SERVICE		4a Commercial 85 6.30	9,219,800.00	Other Receivables	5,871.78
Principal Payments	110,000.00	4b Industrial 8 7.37	10,790,600.00	Total	336,269.08
Interest Payments	67,821.65	4c Apartments 8 .58	844,700.00	LIABILITIES, RESERVES, AND SURPLUS	
		Total 2312	146,441,300.00	Cash Liabilities	122,865.01
DEFERRED CHARGES	30,950.00	Land Area 1.60 Sq. Miles		Reserves for Receivables	76,530.38
SCHOOL, COUNTY, SPECIAL DISTRICT TAXES	3,500,929.73	Net Valuation Taxable-Municipal	147,052,667	Surplus Dec. 31, 1981	136,873.69
RESERVE FOR UNCOLLECTED TAXES	72,000.00	Net Valuation Taxable-County	181,386,751	Total	336,269.08
EXPENDITURES TOTAL	4,893,598.38	State Equalized Valuation	182,306,503		
		State Equalization Ratio	60.60		

0610

Population 1980 24,815

Population 1981 24,958

S & P Rating

Moody Rating A

General Tax Rate Per \$100.

3.89

State Equalized Tax Rate

2.84

MILLVILLE CITY - CUMBERLAND COUNTY**Form of Government:****Commission (1911)****Number of Members on Governing Body - 5**

PER CAPITA:

Gross Debt

458.79

Net Debt

78.36

Debt Service

31.22

Total Tax Levy

385.62

Municipal Expenditures

263.64

PER CENT:

Gross Debt

3.81

Net Debt

.65

Tax Levy Collected

95.28

Tax Levy Cancelled, Abated

or Adjusted .28

EXPENDITURES		REVENUES-REALIZED		1981 PROPERTY TAX	
GENERAL GOVERNMENT				STATE EQUALIZED TAX RATE	
Governing Body & Public Boards		1981 Property Taxes Collected	9,152,561.52	Local District School Taxes	1.28 4,323,130.83
Municipal Clerk	52,231.72	1981 Payments in Lieu of Taxes		Regional & Consolidated School Tax	
Financial Administration	100,150.00	Delinquent Tax & Lien Collections	269,731.54	School Taxes in Municipal Budget	.07 231,781.27
Assessment of Taxes	79,250.00	Business Personalty Replacement Taxes	478,329.96	County Taxes	1.00 * 3,363,534.17
Collection of Taxes	133,500.00	Taxes from Public Utilities	1,267,633.00	County Library Taxes	
Planning, Housing & Development	71,700.00	Other Miscellaneous Tax Revenues	80,000.00	Local Municipal Purpose Taxes	.49 1,650,561.14
Human Resources	279,135.92	State Aid Revenues	1,003,450.95	Veteran & Senior Citizen Taxes	
Elections	14,800.00	Federal Aid Revenues	41,150.52	Total Taxes for Rate Computation	2.84 9,827,807.41
General Administration (other)	368,774.61	State and Local Fiscal Assistance Act Utilized	334,957.79	Special District Taxes	
JUDICIARY		Sale of Acquired Property		Bank Corp. Taxes	25,811.01
Municipal Courts	55,469.25	Other Miscellaneous Revenues	903,884.43	Added and Omitted Taxes	29,511.18
PUBLIC SAFETY		Total	13,531,779.71	Total Taxes Levied - ABSTRACT	9,624,329.60
Fire Protection	160,005.40	Prior Years Surplus Appropriated	413,000.00	Total Taxes Billed	9,606,290.16
Police Protection	1,270,569.26	REVENUES TOTAL	13,544,779.71	1981 TAXES COLLECTED	9,152,561.52
Civil Defense & Disaster Control	3,565.28	Reserve For Uncollected Taxes	613,531.17	1981 Taxes Cancelled, Abated or Adjusted	27,371.47
Environmental Inspection & Control	68,466.09	CAPITAL OUTLAY TOTAL	1,520,955.47	Transfer to Tax Title Liens or Foreclosed	27,302.54
Other Public Safety				Balance Outstanding Dec. 31, 1981	399,054.63
PUBLIC WORKS				PRIOR YEARS TAXES OUTSTANDING	
Streets and Drainage	811,705.74	Public Enterprises	102,434.87	Balance January 1, 1981	418,561.52
Sewers and Sewage Processing		Recreation—Culture		Collected in 1981	235,659.29
Garbage and Trash Disposal	249,829.99	Public Works	85,272.63	Cancelled, Abated or Adjusted 1981	169,732.46
Public Buildings and Grounds	154,743.62	Buildings and Grounds		Transfers to Tax Title Liens or Foreclosed	13,078.41
Other Public Works	241,250.00	Library and Education	1,333,247.97	Balance December 31, 1981	91.76
HEALTH and WELFARE		Conservation		TAX TITLE LIENS OUTSTANDING	
Health Services Except Environmental	500.00	All Other		Balance January 1, 1981	60,799.63
Welfare-Public Assistance	51,630.02	CAPITAL DEBT AUTHORIZED, DECEMBER 31, 1981		Transfer From Taxes	42,988.01
Hospitals, Clinics, First Aid	17,000.00	ISSUED AND UNISSUED GROSS DEBT		Redeemed in 1981	34,072.25
Animal, Insect, & Rodent Control	8,700.00	School	6,970,255	Cancelled, Abated or Adjusted (1981)	4,471.19
Other Welfare Services		Self-liquidating	3,506,171	Transfers to Foreclosed Property	
RECREATION and CONSERVATION		Other	913,987	Balance December 31, 1981	65,244.20
Beaches and Boardwalks		Total	11,450,414	PROPERTY ACQUIRED BY DEED OR FORECLOSURE	
Parks, Playgrounds, Shade Trees	152,173.80	ISSUED AND OUTSTANDING		Balance January 1, 1981	67,555.00
Land Reclamation & Conservation	20,000.00	School	6,570,705.00	Transfers From Taxes or Liens	
Other Recreational Services	7,500.00	Self-Liquidating	2,718,000.00	Sale for Cash (1981)	
EDUCATION (excluding schools)		Other	790,000.00	Cancelled, Abated or Adjusted (1981)	
Libraries	115,000.00	Total	10,078,705.00	Balance December 31, 1981	67,555.00
Other Educational Services		EQUALIZED VALUATION BASIS		CURRENT FINANCES DECEMBER 31, 1981	
STATUTORY EXPENDITURES		FOR NET DEBT COMPUTATION	300,142,396	ASSETS	
Pensions & F. I. C. A.	377,980.39	REAL PROPERTY VALUATIONS		Cash Dec. 31, 1981	3,168,691.54
Employee Fringe Benefits	167,000.00	Code Class # of Parcels % VAL'N		Taxes Receivable	399,146.39
Other Statutory Expenditures	11,500.00	1 Vacant Land 2082 4.98	12,022,300.00	Tax Title Liens	65,244.20
CETA and Other Public Employment Programs	40,000.00	2 Residential 6440 62.86	151,727,200.00	Foreclosed Property	67,555.00
MUNICIPAL FUNCTIONS		3 Farm 226 1.54	3,719,300.00	Emergencies & Other Deferred Charges	9,285.00
CAPITAL IMPROVEMENTS *MEMO*	1,000.00	4a Commercial 427 9.65	23,298,850.00	State and Federal Aid Receivable	16,606.67
DEBT SERVICE		4b Industrial 109 15.11	36,480,500.00	Other Receivables	221,289.12
Principal Payments	405,000.00	4c Apartments 45 5.85	14,110,500.00	Total	3,947,818.32
Interest Payments	374,250.91	Total 9329	241,358,650.00	LIABILITIES, RESERVES, AND SURPLUS	
TYPE I SCHL DEBT *MEMO	680,835.29	Land Area 43.00 Sq. Miles		Cash Liabilities	2,673,542.57
DEFERRED CHARGES		Net Valuation Taxable-Municipal	246,177,873	Reserves for Receivables	730,852.04
SCHOOL, COUNTY, SPECIAL DISTRICT TAXES	7,918,446.27	Net Valuation Taxable-County	327,155,285	Surplus Dec. 31, 1981	543,423.71
RESERVE FOR UNCOLLECTED TAXES	613,531.17	State Equalized Valuation	335,575,623	Total	3,947,818.32
EXPENDITURES		State Equalization Ratio	72.99		
TOTAL	14,498,321.68				

1981/3000

* ABOVE DEBT SERVICE INCLUDES TYPE I SCHOOL DEBT

*Includes County Health Service Taxes or County Vocational School Taxes. See Table 13.

Population 1980 3,325
 Population 1981 3,367
 S & P Rating
 Moody Rating

General Tax Rate Per \$100. 2.98
 State Equalized Tax Rate 2.45

MINE HILL TOWNSHIP - MORRIS COUNTY
Form of Government:
Mayor-Council Plan E (OMCL 50)
Number of Members on Governing Body - 5

PER CAPITA:
 Gross Debt 232.74
 Net Debt 232.74
 Debt Service
 Total Tax Levy 569.07
 Municipal Expenditures 252.01

PER CENT:
 Gross Debt 1.17
 Net Debt 1.17
 Tax Levy Collected 55.32
 Tax Levy Cancelled, Abated or Adjusted 1.38

EXPENDITURES		REVENUES-REALIZED		1981 PROPERTY TAX	
GENERAL GOVERNMENT				STATE EQUALIZED TAX RATE →	
Governing Body & Public Boards		1981 Property Taxes Collected	1,828,885.65	Local District School Taxes 1.67	1,264,883.50
Municipal Clerk		1981 Payments in Lieu of Taxes		Regional & Consolidated School Tax	
Financial Administration	8,105.55	Delinquent Tax & Lien Collections	29,519.66	School Taxes in Municipal Budget	
Assessment of Taxes	15,337.00	Business Personalty Replacement Taxes	57,790.40	County Taxes .34	253,902.57
Collection of Taxes	11,655.60	Taxes from Public Utilities	128,001.00	County Library Taxes .01	9,805.40
Planning, Housing & Development	8,305.00	Other Miscellaneous Tax Revenues		Local Municipal Purpose Taxes .43	323,474.00
Human Resources		State Aid Revenues	38,567.41	Veteran & Senior Citizen Taxes	35,400.00
Elections	601.91	Federal Aid Revenues		Total Taxes for Rate Computation 2.45	1,887,465.53
General Administration (other)	110,123.91	State and Local Fiscal Assistance Act Utilized	41,420.00	Special District Taxes	56,233.10
JUDICIARY		Sale of Acquired Property		Bank Corp. Taxes	1,112.59
Municipal Courts	21,985.45	Other Miscellaneous Revenues	117,922.94	Added and Omitted Taxes	6,659.04
PUBLIC SAFETY		Total	2,242,107.06	Total Taxes Levied - ABSTRACT	1,916,070.26
Fire Protection	26,850.00	Prior Years Surplus Appropriated	200,000.00	Total Taxes Billed	1,918,886.20
Police Protection	199,655.00	REVENUES TOTAL	2,442,107.06	1981 TAXES COLLECTED	1,828,885.65
Civil Defense & Disaster Control	6,325.00	Reserve For Uncollected Taxes	97,452.92	1981 Taxes Cancelled, Abated or Adjusted	26,497.02
Environmental Inspection & Control	4,900.00	CAPITAL OUTLAY TOTAL	237,126.29	Transfer to Tax Title Liens or Foreclosed	9,639.60
Other Public Safety				Balance Outstanding Dec. 31, 1981	53,565.73
PUBLIC WORKS				PRIOR YEARS TAXES OUTSTANDING	
Streets and Drainage	96,491.62	Public Enterprises	28,644.04	Balance January 1, 1981	40,810.50
Sewers and Sewage Processing		Recreation—Culture		Collected in 1981	29,108.42
Garbage and Trash Disposal		Public Works	179,515.25	Cancelled, Abated or Adjusted 1981	9,605.16
Public Buildings and Grounds	52,860.00	Buildings and Grounds	28,967.00	Transfers to Tax Title Liens or Foreclosed	2,096.92
Other Public Works	4,855.00	Library and Education		Balance December 31, 1981	
HEALTH and WELFARE		Conservation		TAX TITLE LIENS OUTSTANDING	
Health Services Except Environmental	26,129.07	All Other		Balance January 1, 1981	20,488.43
Welfare-Public Assistance	1,065.00	CAPITAL DEBT AUTHORIZED, DECEMBER 31, 1981		Transfer From Taxes	11,961.44
Hospitals, Clinics, First Aid		ISSUED AND UNISSUED GROSS DEBT NET DEBT		Redeemed in 1981	411.24
Animal, Insect, & Rodent Control	2,150.00	School	404,100	Cancelled, Abated or Adjusted (1981)	
Other Welfare Services		Self-liquidating	379,540	Transfers to Foreclosed Property	
RECREATION and CONSERVATION		Other	783,640	Balance December 31, 1981	32,038.63
Beaches and Boardwalks		Total	783,640	PROPERTY ACQUIRED BY DEED OR FORECLOSURE	
Parks, Playgrounds, Shade Trees	198.75			Balance January 1, 1981	34,905.00
Land Reclamation & Conservation	8,950.96	ISSUED AND OUTSTANDING		Transfers From Taxes or Liens	
Other Recreational Services		School		Sale for Cash (1981)	
EDUCATION (excluding schools)		Self-Liquidating	332,700.00	Cancelled, Abated or Adjusted (1981)	
Libraries		Other		Balance December 31, 1981	34,905.00
Other Educational Services		Total	332,700.00	CURRENT FINANCES DECEMBER 31, 1981	
STATUTORY EXPENDITURES		EQUALIZED VALUATION BASIS FOR NET DEBT COMPUTATION	66,986,960	ASSETS	
Pensions & F. I. C. A.	39,106.80	REAL PROPERTY VALUATIONS		Cash Dec. 31, 1981	414,635.69
Employee Fringe Benefits	10,600.00	Code Class # of Parcels % VAL'N		Taxes Receivable	53,565.73
Other Statutory Expenditures	2,000.00	1 Vacant Land 206 7.62	4,712,600.00	Tax Title Liens	32,038.63
CETA And Other Public Employment Programs		2 Residential 1081 88.21	54,545,300.00	Foreclosed Property	34,905.00
MUNICIPAL FUNCTIONS		3 Farm 2 .02	11,300.00	Emergencies & Other Deferred Charges	148,774.89
CAPITAL IMPROVEMENTS *MEMO*		4a Commercial 30 3.92	2,422,200.00	State and Federal Aid Receivable	
DEBT SERVICE		4b Industrial		Other Receivables	159,734.34
Principal Payments		4c Apartments 1 .23	145,300.00	Total	843,654.28
Interest Payments		Total 1320	61,836,700.00	LIABILITIES, RESERVES, AND SURPLUS	
DEFERRED CHARGES		Land Area 2.95 Sq. Miles		Cash Liabilities	326,719.07
SCHOOL, COUNTY, SPECIAL DISTRICT TAXES	1,584,824.63	Net Valuation Taxable-Municipal	62,271,680	Reserves for Receivables	280,243.70
RESERVE FOR UNCOLLECTED TAXES	97,452.92	Net Valuation Taxable-County	77,164,193	Surplus Dec. 31, 1981	236,691.51
EXPENDITURES TOTAL	2,433,354.85	State Equalized Valuation	75,561,575	Total	843,654.28
		State Equalization Ratio	82.31		

Population 1980 3,318
 Population 1981 3,340
 S & P Rating
 Moody Rating

General Tax Rate Per \$100.
 2.44
 State Equalized Tax Rate
 2.23

MONMOUTH BEACH BORO. - MONMOUTH COUNTY

Form of Government:
 Commission (1911)

Number of Members on Governing Body - 3

PER CAPITA:

Gross Debt 789.81
 Net Debt 391.01
 Debt Service 28.63
 Total Tax Levy 786.38
 Municipal Expenditures 340.34

PER CENT:

Gross Debt 2.61
 Net Debt 1.29
 Tax Levy Collected 96.66
 Tax Levy Cancelled, Abated
 or Adjusted

EXPENDITURES		REVENUES-REALIZED		1981 PROPERTY TAX	
GENERAL GOVERNMENT				STATE EQUALIZED TAX RATE →	
Governing Body & Public Boards		1981 Property Taxes Collected	2,538,236.12	Local District School Taxes .72	842,022.50
Municipal Clerk		1981 Payments in Lieu of Taxes		Regional & Consolidated School Tax .56	660,966.44
Financial Administration	6,600.00	Delinquent Tax & Lien Collections	78,942.78	School Taxes in Municipal Budget	
Assessment of Taxes	10,785.00	Business Personalty Replacement Taxes	7,946.68	County Taxes .46	543,751.02
Collection of Taxes	600.00	Taxes from Public Utilities	183,966.25	County Library Taxes .02	20,228.35
Planning, Housing & Development	5,471.07	Other Miscellaneous Tax Revenues		Local Municipal Purpose Taxes .47	553,087.00
Human Resources	4,691.52	State Aid Revenues	20,816.34	Veteran & Senior Citizen Taxes	18,000.00
Elections	2,535.68	Federal Aid Revenues		Total Taxes for Rate Computation 2.23	2,638,055.31
General Administration (other)	157,359.98	State and Local Fiscal Assistance Act Utilized	29,237.00	Special District Taxes	
JUDICIARY		Sale of Acquired Property		Bank Corp. Taxes	538.99
Municipal Courts	9,280.00	Other Miscellaneous Revenues	165,660.35	Added and Omitted Taxes	5,926.19
PUBLIC SAFETY		Total	3,024,805.52	Total Taxes Levied - ABSTRACT	2,626,520.49
Fire Protection	30,182.23	Prior Years Surplus Appropriated	192,000.00	Total Taxes Billed	2,625,981.50
Police Protection	233,104.25	REVENUES TOTAL	3,216,805.52	1981 TAXES COLLECTED	2,538,236.12
Civil Defense & Disaster Control	4,132.52	Reserve For Uncollected Taxes	127,020.00	1981 Taxes Cancelled, Abated or Adjusted	
Environmental Inspection & Control	16,100.00	CAPITAL OUTLAY TOTAL	170,936.05	Transfer to Tax Title Liens or Foreclosed	
Other Public Safety		Public Enterprises		Balance Outstanding Dec. 31, 1981	87,745.38
PUBLIC WORKS		Recreation—Culture	432.79	PRIOR YEARS TAXES OUTSTANDING	
Streets and Drainage	124,672.76	Public Works	69,240.26	Balance January 1, 1981	87,854.35
Sewers and Sewage Processing		Buildings and Grounds	101,263.00	Collected in 1981	78,942.78
Garbage and Trash Disposal	45,850.33	Library and Education		Cancelled, Abated or Adjusted 1981	
Public Buildings and Grounds	16,540.00	Conservation		Transfers to Tax Title Liens or Foreclosed	
Other Public Works		All Other		Balance December 31, 1981	8,911.57
HEALTH and WELFARE		CAPITAL DEBT AUTHORIZED, DECEMBER 31, 1981		TAX TITLE LIENS OUTSTANDING	
Health Services Except Environmental	13,770.00	ISSUED AND UNISSUED		Balance January 1, 1981	14,145.67
Welfare-Public Assistance	950.00	School	1,331,970	Transfer From Taxes	
Hospitals, Clinics, First Aid		Self-liquidating		Redeemed in 1981	
Animal, Insect, & Radent Control		Other	1,305,980	Cancelled, Abated or Adjusted (1981)	
Other Welfare Services		Total	2,637,950	Transfers to Foreclosed Property	
RECREATION and CONSERVATION		ISSUED AND OUTSTANDING		Balance December 31, 1981	14,145.67
Beaches and Boardwalks	18,151.88	School	1,331,970.49	PROPERTY ACQUIRED BY DEED OR FORECLOSURE	
Parks, Playgrounds, Shade Trees	190.34	Self-Liquidating		Balance January 1, 1981	120,410.00
Land Reclamation & Conservation	92,898.00	Other	733,500.00	Transfers From Taxes or Liens	
Other Recreational Services		Total	2,065,470.49	Sale for Cash (1981)	
EDUCATION (excluding schools)		EQUALIZED VALUATION BASIS		Cancelled, Abated or Adjusted (1981)	
Libraries	20,084.33	FOR NET DEBT COMPUTATION	100,881,221	Balance December 31, 1981	120,410.00
Other Educational Services		REAL PROPERTY VALUATIONS		CURRENT FINANCES DECEMBER 31, 1981	
STATUTORY EXPENDITURES		Code Class # of Parcels % VAL'N		ASSETS	
Pensions & F. I. C. A.	64,500.00	1 Vacant Land 252 3.43	3,665,600.00	Cash Dec. 31, 1981	709,789.09
Employee Fringe Benefits	16,700.00	2 Residential 1327 88.64	54,792,600.00	Taxes Receivable	56,656.95
Other Statutory Expenditures	3,500.00	3 Farm		Tax Title Liens	14,145.67
CETA And Other Public Employment Programs		4a Commercial 27 3.45	3,689,400.00	Foreclosed Property	120,410.00
MUNICIPAL FUNCTIONS TOTAL	900,649.89	4b Industrial		Emergencies & Other Deferred Charges	21,600.00
CAPITAL IMPROVEMENTS *MEMO*	8,000.00	4c Apartments 3 4.48	4,791,600.00	State and Federal Aid Receivable	38,168.81
DEBT SERVICE		Total 1609	106,939,200.00	Other Receivables	424,724.55
Principal Payments	75,500.00	Land Area 1.10 Sq. Miles		Total	1,425,495.07
Interest Payments	20,124.00	Net Valuation Taxable-Municipal	107,320,125	LIABILITIES, RESERVES, AND SURPLUS	
DEFERRED CHARGES	13,450.00	Net Valuation Taxable-County	102,573,035	Cash Liabilities	534,018.17
SCHOOL, COUNTY, SPECIAL DISTRICT TAXES	2,066,968.31	State Equalized Valuation	117,171,780	Reserves for Receivables	655,937.17
RESERVE FOR UNCOLLECTED TAXES	127,020.00	State Equalization Ratio	51.56	Surplus Dec. 31, 1981	235,539.73
EXPENDITURES TOTAL	3,203,712.20			Total	1,425,495.07

Population 1980 21,639
 Population 1981 22,212
 S & P Rating
 Moody Rating BAA-1

General Tax Rate Per \$100. 3.04
 State Equalized Tax Rate 2.12

MONROE TOWNSHIP - GLOUCESTER CO.

Form of Government:

Mayor-Council Plan F (OMCL 50)

Number of Members on Governing Body - 7

PER CAPITA

Gross Debt 405.02
 Net Debt 140.17
 Debt Service 17.65
 Total Tax Levy 321.02
 Municipal Expenditures 234.31

PER CENT:

Gross Debt 3.11
 Net Debt 1.08
 Tax Levy Collected 91.99
 Tax Levy Cancelled, Abated or Adjusted

EXPENDITURES		REVENUES-REALIZED		1981 PROPERTY TAX	
GENERAL GOVERNMENT				STATE EQUALIZED TAX RATE	
Governing Body & Public Boards	31,656.87	1981 Property Taxes Collected	6,556,172.52	Local District School Taxes 1.37	4,535,332.50
Municipal Clerk		1981 Payments in Lieu of Taxes		Regional & Consolidated School Tax	
Financial Administration	78,200.00	Delinquent Tax & Lien Collections	527,379.50	School Taxes in Municipal Budget	
Assessment of Taxes	71,400.00	Business Personality Replacement Taxes	126,176.08	County Taxes .58	1,913,192.26
Collection of Taxes	75,661.45	Taxes from Public Utilities	2,439,258.00	County Library Taxes	
Planning, Housing & Development	45,800.00	Other Miscellaneous Tax Revenues	40,000.00	Local Municipal Purpose Taxes .17	571,094.67
Human Resources	3,000.00	State Aid Revenues	167,530.20	Veteran & Senior Citizen Taxes	210,700.00
Elections	5,440.45	Federal Aid Revenues	53,858.64	Total Taxes for Rate Computation 2.12	7,230,315.43
General Administration (other)	537,030.51	State and Local Fiscal Assistance Act Utilized	310,474.00	Special District Taxes	
JUDICIARY		Sale of Acquired Property	80,811.00	Bank Corp. Taxes	3,866.80
Municipal Courts	76,000.00	Other Miscellaneous Revenues	581,546.52	Added and Omitted Taxes	107,106.56
PUBLIC SAFETY		Total	10,683,266.46	Total Taxes Levied - ABSTRACT	7,130,592.77
Fire Protection	43,100.00	Prior Years Surplus Appropriated	640,005.21	Total Taxes Billed	7,126,725.99
Police Protection	1,158,460.72	REVENUES TOTAL	11,523,251.67	1981 TAXES COLLECTED	6,556,172.52
Civil Defense & Disaster Control	600.00	Reserve For Uncollected Taxes	552,363.41	1981 Taxes Cancelled, Abated or Adjusted	
Environmental Inspection & Control	102,300.00	CAPITAL OUTLAY TOTAL	277,643.20	Transfer to Tax Title Liens or Foreclosed	22,714.25
Other Public Safety				Balance Outstanding Dec. 31, 1981	547,835.22
PUBLIC WORKS		Public Enterprises		PRIOR YEARS TAXES OUTSTANDING	
Streets and Drainage	580,143.71	Recreation—Culture	111,657.13	Balance January 1, 1981	490,160.80
Sewers and Sewage Processing		Public Works	113,700.47	Collected in 1981	354,274.49
Garbage and Trash Disposal	345,264.03	Buildings and Grounds	52,265.60	Cancelled, Abated or Adjusted 1981	
Public Buildings and Grounds	156,740.00	Library and Education		Transfers to Tax Title Liens or Foreclosed	95,886.31
Other Public Works	30,909.37	Conservation		Balance December 31, 1981	
HEALTH and WELFARE		All Other		TAX TITLE LIENS OUTSTANDING	
Health Services Except Environmental	32,996.25	CAPITAL DEBT AUTHORIZED, DECEMBER 31, 1981		Balance January 1, 1981	165,224.38
Welfare-Public Assistance	6,100.00	ISSUED AND UNISSUED GROSS DEBT		Transfer From Taxes	118,600.56
Hospitals, Clinics, First Aid		School	5,883,000	Redeemed in 1981	123,105.01
Animal, Insect, & Rodent Control	6,037.22	Self-Liquidating		Cancelled, Abated or Adjusted (1981)	
Other Welfare Services	500.00	Other	3,113,350	Transfers to Foreclosed Property	
RECREATION and CONSERVATION		Total	8,996,350	Balance December 31, 1981	150,719.93
Beaches and Boardwalks		ISSUED AND OUTSTANDING		PROPERTY ACQUIRED BY DEED OR FORECLOSURE	
Parks, Playgrounds, Shade Trees	25,732.04	School	5,883,000.00	Balance January 1, 1981	677,511.00
Land Reclamation & Conservation	500.00	Self-Liquidating		Transfers From Taxes or Liens	
Other Recreational Services	79,136.71	Other	2,820,850.00	Sale for Cash (1981)	80,811.00
EDUCATION (excluding schools)		Total	8,703,850.00	Cancelled, Abated or Adjusted (1981)	
Libraries	133,700.00	EQUALIZED VALUATION BASIS FOR NET DEBT COMPUTATION	289,127,881	Balance December 31, 1981	556,700.00
Other Educational Services	500.00	REAL PROPERTY VALUATIONS		CURRENT FINANCES DECEMBER 31, 1981	
STATUTORY EXPENDITURES		Code Class # of Parcels % VAL'N	ASSESSED VALUATION	ASSETS	
Pensions & F. I. C. A.	253,597.35	1 Vacant Land 2379 8.50	19,083,700.00	Cash Dec. 31, 1981	1,313,392.17
Employee Fringe Benefits	185,000.00	2 Residential 5525 69.36	155,707,500.00	Taxes Receivable	547,839.22
Other Statutory Expenditures	25,000.00	3 Farm 629 5.15	11,554,900.00	Tax Title Liens	150,719.53
CETA And Other Public Employment Programs	87,900.00	4a Commercial 327 13.09	29,378,300.00	Foreclosed Property	596,700.00
MUNICIPAL FUNCTIONS		4b Industrial 20 1.39	3,111,200.00	Emergencies & Other Deferred Charges	28,401.79
CAPITAL IMPROVEMENTS		4c Apartments 26 2.52	5,654,300.00	State and Federal Aid Receivable	42,782.99
DEBT SERVICE		Total 8906	224,489,500.00	Other Receivables	104,415.66
Principal Payments	218,824.59	Land Area 46.96 Sq. Miles		Total	2,784,251.76
Interest Payments	173,110.89	Net Valuation Taxable-Municipal	231,288,994	LIABILITIES, RESERVES, AND SURPLUS	
DEFERRED CHARGES		Net Valuation Taxable-County	313,882,444	Cash Liabilities	615,226.41
SCHOOL, COUNTY, SPECIAL DISTRICT TAXES	6,448,524.76	State Equalized Valuation	328,925,511	Reserves for Receivables	1,399,674.81
RESERVE FOR UNCOLLECTED TAXES	552,363.41	State Equalization Ratio	69.69	Surplus Dec. 31, 1981	769,350.54
EXPENDITURES				Total	2,784,251.76
TOTAL	11,653,078.60				

Population 1980 15,858
Population 1981 16,546
S & P Rating
Moody Rating

General Tax Rate Per \$100.

3.51

State Equalized Tax Rate

2.05

MONROE TOWNSHIP - MIDDLESEX CO.

Form of Government:

Mayor-Council Plan F (OMCL 50)

Number of Members on Governing Body - 5

PER CAPITA:

Gross Debt

508.61

Net Debt

305.65

Debt Service

11.88

Total Tax Levy

601.15

Municipal Expenditures

208.93

PER CENT:

Gross Debt

2.16

Net Debt

1.30

Tax Levy Collected

94.57

Tax Levy Cancelled, Abated

or Adjusted .55

EXPENDITURES		REVENUES-REALIZED		1981 PROPERTY TAX	
GENERAL GOVERNMENT				STATE EQUALIZED TAX RATE	
Governing Body & Public Boards	12,425.00	1981 Property Taxes Collected	9,404,461.58	Local District School Taxes	1.26
Municipal Clerk	56,962.00	1981 Payments in Lieu of Taxes		Regional & Consolidated School Tax	
Financial Administration	62,589.00	Delinquent Tax & Lien Collections	343,652.41	School Taxes in Municipal Budget	
Assessment of Taxes	66,176.00	Business Personalty Replacement Taxes	157,210.52	County Taxes	.55
Collection of Taxes	89,192.00	Taxes from Public Utilities	931,271.00	County Library Taxes	
Planning, Housing & Development	61,105.00	Other Miscellaneous Tax Revenues		Local Municipal Purpose Taxes	.23
Human Resources	61,663.00	State Aid Revenues	141,882.04	Veteran & Senior Citizen Taxes	
Elections	5,400.00	Federal Aid Revenues		Total Taxes for Rate Computation	2.04
General Administration (other)	386,676.00	State and Local Fiscal Assistance Act Utilized	150,130.00	Special District Taxes	
JUDICIARY		State and Local Fiscal Assistance Act Utilized		Bank Corp. Taxes	
Municipal Courts	34,254.00	Sale of Acquired Property		Added and Omitted Taxes	
PUBLIC SAFETY		Other Miscellaneous Revenues	454,005.16	Total Taxes Levied - ABSTRACT	
Fire Protection		Total	11,582,672.71	Total Taxes Billed	
Police Protection	804,993.00	Prior Years Surplus Appropriated	475,725.32	1981 TAXES COLLECTED	
Civil Defense & Disaster Control	750.00	REVENUES	12,058,398.03	1981 Taxes Cancelled, Abated or Adjusted	
Environmental Inspection & Control	109,331.00	Reserve For Uncollected Taxes	444,444.20	Transfer to Tax Title Liens or Foreclosed	
Other Public Safety		CAPITAL OUTLAY	1,083,151.33	Balance Outstanding Dec. 31, 1981	
PUBLIC WORKS		TOTAL			
Streets and Drainage	474,228.00	Public Enterprises		PRIOR YEARS TAXES OUTSTANDING	
Sewers and Sewage Processing		Recreation—Culture	8,202.00	Balance January 1, 1981	319,461.66
Garbage and Trash Disposal		Public Works	184,230.01	Collected in 1981	284,213.38
Public Buildings and Grounds	50,028.00	Buildings and Grounds	890,759.32	Cancelled, Abated or Adjusted 1981	
Other Public Works	88,900.00	Library and Education		Transfers to Tax Title Liens or Foreclosed	
HEALTH and WELFARE		Conservation		Balance December 31, 1981	24,109.24
Health Services Except Environmental	7,140.00	All Other		TAX TITLE LIENS OUTSTANDING	
Welfare-Public Assistance	4,625.00			Balance January 1, 1981	122,640.93
Hospitals, Clinics, First Aid		CAPITAL DEBT AUTHORIZED, DECEMBER 31, 1981		Transfer From Taxes	77,543.11
Animal, Insect, & Rodent Control	23,495.00	ISSUED AND UNISSUED		Redeemed in 1981	59,479.03
Other Welfare Services		GROSS DEBT		Cancelled, Abated or Adjusted (1981)	
RECREATION and CONSERVATION		School	3,248,000	Transfers to Foreclosed Property	
Beaches and Boardwalks		Self-liquidating	5,167,400	Balance December 31, 1981	13,402.50
Parks, Playgrounds, Shade Trees	1,150.00	Other	8,415,400	PROPERTY ACQUIRED BY DEED OR	
Land Reclamation & Conservation	3,640.00	Total		FORECLOSURE	
Other Recreational Services	91,690.00	ISSUED AND OUTSTANDING		Balance January 1, 1981	680,497.50
EDUCATION (excluding schools)		School	3,248,000.00	Transfers From Taxes or Liens	13,402.50
Libraries	2,000.00	Self-liquidating	2,879,000.00	Sale for Cash (1981)	
Other Educational Services	500.00	Other	6,127,000.00	Cancelled, Abated or Adjusted (1981)	
STATUTORY EXPENDITURES		Total		Balance December 31, 1981	693,900.00
Pensions & F. I. C. A.	146,380.00	EQUALIZED VALUATION BASIS		CURRENT FINANCES DECEMBER 31, 1981	
Employee Fringe Benefits	98,515.00	FOR NET DEBT COMPUTATION	389,678,708	ASSETS	
Other Statutory Expenditures	13,000.00	REAL PROPERTY VALUATIONS		Cash Dec. 31, 1981	1,009,887.36
CETA And Other Public Employment Programs		Code Class # of Parcels % VAL'N		Taxes Receivable	447,850.38
MUNICIPAL FUNCTIONS		1 Vacant Land 2554 .3.60	9,465,100.00	Tax Title Liens	127,302.51
CAPITAL IMPROVEMENTS		2 Residential 5290 73.61	193,406,900.00	Foreclosed Property	693,500.00
DEBT SERVICE		3 Farm 721 5.72	15,042,800.00	Emergencies & Other Deferred Charges	176,745.86
Principal Payments	60,225.00	4a Commercial 134 10.24	26,907,100.00	State and Federal Aid Receivable	20,496.76
Interest Payments	136,383.26	4b Industrial 37 6.82	17,527,300.00	Other Receivables	19,357.78
DEFERRED CHARGES		4c Apartments		Total	2,495,540.65
SCHOOL, COUNTY, SPECIAL DISTRICT TAXES	57,109.77	Total	262,749,200.00	LIABILITIES, RESERVES, AND SURPLUS	
RESERVE FOR UNCOLLECTED TAXES	8,613,423.31	Land Area 41.80 Sq. Miles		Cash Liabilities	704,618.17
EXPENDITURES	12,070,394.54	Net Valuation Taxable-Municipal	266,051,510	Reserves for Receivables	1,278,410.67
TOTAL		Net Valuation Taxable-County	478,375,933	Surplus Dec. 31, 1981	512,511.81
		State Equalized Valuation	454,142,831	Total	2,495,540.65
		State Equalization Ratio	58.28		

1914

Population 1980 2,066
 Population 1981 2,103
 S & P Rating
 Moody Rating

General Tax Rate Per \$100.

1.39

State Equalized Tax Rate

1.58

MONTAGUE TWP. - SUSSEX CO.**Form of Government:****Township Committee****Number of Members on Governing Body - 3****PER CAPITA:**

Gross Debt 356.87
 Net Debt 36.37
 Debt Service
 Total Tax Levy 538.68
 Municipal Expenditures 296.53

PER CENT:

Gross Debt 1.21
 Net Debt .12
 Tax Levy Collected 82.21
 Tax Levy Cancelled, Abated or Adjusted

EXPENDITURES		REVENUES-REALIZED		1981 PROPERTY TAX	
GENERAL GOVERNMENT				STATE EQUALIZED TAX RATE →	
Governing Body & Public Boards		1981 Property Taxes Collected	529,606.30	Local District School Taxes .98	658,292.83
Municipal Clerk	12,352.00	1981 Payments in Lieu of Taxes		Regional & Consolidated School Tax	
Financial Administration	13,073.88	Delinquent Tax & Lien Collections	95,589.23	School Taxes in Municipal Budget	
Assessment of Taxes	17,902.82	Business Personalty Replacement Taxes	12,412.08	County Taxes .57 *	408,791.70
Collection of Taxes	17,204.86	Taxes from Public Utilities	162,301.00	County Library Taxes .03	21,995.38
Planning, Housing & Development		Other Miscellaneous Tax Revenues		Local Municipal Purpose Taxes	
Human Resources	520.50	State Aid Revenues	11,118.87	Veteran & Senior Citizen Taxes	17,100.00
Elections	119,056.82	Federal Aid Revenues		Total Taxes for Rate Computation 1.58	1,146,179.51
General Administration (other)		State and Local Fiscal Assistance Act Utilized	55,723.00	Special District Taxes	
JUDICIARY		Sole of Acquired Property	10,950.00	Bank Corp. Taxes	2,002.67
Municipal Courts	9,750.00	Other Miscellaneous Revenues	136,413.65	Added and Omitted Taxes	1,756.12
PUBLIC SAFETY		Total	1,414,114.13	Total Taxes Levied - ABSTRACT	1,132,838.70
Fire Protection	17,585.27	Prior Years Surplus Appropriated	310,000.00	Total Taxes Billed	1,130,836.03
Police Protection		REVENUES TOTAL	1,724,114.13	1981 TAXES COLLECTED	929,606.30
Civil Defense & Disaster Control	841.98	Reserve For Uncollected Taxes	155,715.45	1981 Taxes Cancelled, Abated or Adjusted	
Environmental Inspection & Control	9,973.56	CAPITAL OUTLAY TOTAL	45,041.80	Transfer to Tax Title Liens or Foreclosed	
Other Public Safety		Public Enterprises		Balance Outstanding Dec. 31, 1981	201,229.73
PUBLIC WORKS		Recreation—Culture		PRIOR YEARS TAXES OUTSTANDING	
Streets and Drainage	142,680.53	Public Works	45,041.80	Balance January 1, 1981	133,693.70
Sewers and Sewage Processing		Buildings and Grounds		Collected in 1981	91,669.22
Garbage and Trash Disposal	1,500.00	Library and Education		Cancelled, Abated or Adjusted 1981	
Public Buildings and Grounds	11,825.52	Conservation		Transfers to Tax Title Liens or Foreclosed	1,174.34
Other Public Works		All Other		Balance December 31, 1981	40,850.14
HEALTH and WELFARE		CAPITAL DEBT AUTHORIZED, DECEMBER 31, 1981		TAX TITLE LIENS OUTSTANDING	
Health Services Except Environmental	12,886.00	ISSUED AND UNISSUED		Balance January 1, 1981	15,234.45
Welfare-Public Assistance	3,860.00	School	674,000	Transfer From Taxes	1,174.34
Hospitals, Clinics, First Aid		Self-liquidating	76,495	Redeemed in 1981	3,920.01
Animal, Insect, & Rodent Control	2,361.85	Other	76,495	Cancelled, Abated or Adjusted (1981)	
Other Welfare Services		Total	750,495	Transfers to Foreclosed Property	
RECREATION and CONSERVATION		ISSUED AND OUTSTANDING		Balance December 31, 1981	12,488.78
Beaches and Boardwalks		School	45,000.00	PROPERTY ACQUIRED BY DEED OR FORECLOSURE	
Parks, Playgrounds, Shade Trees		Self-liquidating		Balance January 1, 1981	12,305.00
Land Reclamation & Conservation		Other		Transfers From Taxes or Liens	
Other Recreational Services	4,000.00	Total	45,000.00	Sale for Cash (1981)	10,950.00
EDUCATION (excluding schools)		EQUALIZED VALUATION BASIS		Cancelled, Abated or Adjusted (1981)	
Libraries		FOR NET DEBT COMPUTATION	62,280,397	Balance December 31, 1981	1,355.00
Other Educational Services		REAL PROPERTY VALUATIONS		CURRENT FINANCES DECEMBER 31, 1981	
STATUTORY EXPENDITURES		Code Class # of Parcels % VAL'N	ASSESSED VALUATION	ASSETS	
Pensions & F. I. C. A.	11,778.21	1 Vacant Land 1489 20.21	16,260,700.00	Cash Dec. 31, 1981	411,707.51
Employee Fringe Benefits		2 Residential 1045 61.05	49,130,160.00	Taxes Receivable	242,079.87
Other Statutory Expenditures	800.00	3 Farm 96 2.88	2,315,600.00	Tax Title Liens	12,488.78
CETA And Other Public Employment Programs		4a Commercial 41 13.51	10,873,600.00	Foreclosed Property	1,355.00
MUNICIPAL FUNCTIONS TOTAL	409,953.80	4b Industrial 6 2.35	1,890,800.00	Emergencies & Other Deferred Charges	79,389.19
CAPITAL IMPROVEMENTS *MEMO*	2,980.00	4c Apartments		State and Federal Aid Receivable	
DEBT SERVICE		Total	60,470,800.00	Other Receivables	56,234.14
Principal Payments		Land Area 45.20 Sq. Miles		Total	803,248.49
Interest Payments		Net Valuation Taxable-Municipal	81,372,710	LIABILITIES, RESERVES, AND SURPLUS	
DEFERRED CHARGES	57,940.11	Net Valuation Taxable-County	68,583,307	Cash Liabilities	100,067.24
SCHOOL, COUNTY, SPECIAL DISTRICT TAXES	1,129,079.91	State Equalized Valuation	71,546,103	Reserves for Receivables	312,157.79
RESERVE FOR UNCOLLECTED TAXES	155,715.45	State Equalization Ratio	113.91	Surplus Dec. 31, 1981	391,023.46
EXPENDITURES TOTAL	1,752,689.27			Total	803,248.49

1981/3000

0713

Population 1980 38,321
 Population 1981 38,433
 S & P Rating AA
 Maady Rating A

General Tax Rate Per \$100. 7.18
 State Equalized Tax Rate 3.81

MONTCLAIR TOWNSHIP - ESSEX COUNTY
Form of Government:
Council-Manager Plan C (OMCL 50)
Number of Members on Governing Body - 5

PER CAPITA:
 Grass Debt 498.34
 Net Debt 208.72
 Debt Service 29.90
 Total Tax Levy 869.87
 Municipal Expenditures 445.52

PER CENT:
 Gross Debt 2.51
 Net Debt 1.05
 Tax Levy Collected 97.69
 Tax Levy Cancelled, Abated or Adjusted .12

EXPENDITURES		REVENUES-REALIZED		1981 PROPERTY TAX	
GENERAL GOVERNMENT				STATE EQUALIZED TAX RATE 1.72	
Governing Body & Public Boards	18,575.00	1981 Property Taxes Collected 32,629,766.39		Local District School Taxes	15,031,957.00
Municipal Clerk	81,703.82	1981 Payments in Lieu of Taxes 204,069.97		Regional & Consolidated Schaal Tax	
Financial Administration	153,202.53	Delinquent Tax & Lien Collections 640,075.74		Schaal Taxes in Municipal Budget	.05 452,571.41
Assessment of Taxes	44,786.01	Business Personalty Replacement Taxes 393,965.72		County Taxes	1.07 9,408,016.24
Collection of Taxes	37,926.00	Taxes from Public Utilities 1,738,205.00		County Library Taxes	
Planning, Housing & Development	85,217.22	Other Miscellaneous Tax Revenues 839,260.00		Local Municipal Purpose Taxes	.96 8,457,303.40
Human Resources	204,376.00	Federal Aid Revenues 180,746.00		Veteran & Senior Citizen Taxes	216,800.00
Elections	8,080.00	State and Local Fiscal Assistance Act Utilized 3,242,883.17		Total Taxes for Rate Computation	3.80 33,566,648.05
General Administration (other)	1,382,273.72	Sale of Acquired Property 1,928,473.84		Special District Taxes	
JUDICIARY		Other Miscellaneous Revenues 3,242,883.17		Bank Corp. Taxes	46,432.12
Municipal Courts	94,488.52	Prior Years Surplus Appropriated 41,797,465.83		Added and Omitted Taxes	35,548.18
PUBLIC SAFETY		Reserve For Uncollected Taxes 1,969,340.33		Total Taxes Levied - ABSTRACT	33,431,828.35
Fire Protection	2,004,163.63	TOTAL 2,754,487.08		Total Taxes Billed	33,400,074.78
Police Protection	2,704,734.35			1981 TAXES COLLECTED	32,629,766.39
Civil Defense & Disaster Control				1981 Taxes Cancelled, Abated or Adjusted	38,794.04
Environmental Inspection & Control	166,699.58			Transfer to Tax Title Liens or Foreclosed	53,426.12
Other Public Safety				Balance Outstanding Dec. 31, 1981	638,088.23
PUBLIC WORKS				PRIOR YEARS TAXES OUTSTANDING	
Streets and Drainage	642,199.00			Balance January 1, 1981	659,203.12
Sewers and Sewage Processing	652,115.53			Collected in 1981	538,177.38
Garbage and Trash Disposal	735,067.52			Cancelled, Abated or Adjusted 1981	43,661.85
Public Buildings and Grounds	468,482.00			Transfers to Tax Title Liens or Foreclosed	51,208.66
Other Public Works	35,905.00			Balance December 31, 1981	26,155.23
HEALTH and WELFARE				TAX TITLE LIENS OUTSTANDING	
Health Services Except Environmental	424,899.31			Balance January 1, 1981	160,245.48
Welfare-Public Assistance	125,221.97			Transfer From Taxes	151,733.54
Hospitals, Clinics, First Aid				Redeemed in 1981	101,898.36
Animal, Insect, & Rodent Control	33,000.00			Cancelled, Abated or Adjusted (1981)	
Other Welfare Services				Transfers to Foreclosed Property	
RECREATION and CONSERVATION				Balance December 31, 1981	210,081.06
Beaches and Baardwalks				PROPERTY ACQUIRED BY DEED OR	
Parks, Playgrounds, Shade Trees	355,165.95			FORECLOSURE	
Land Reclamation & Conservation				Balance January 1, 1981	33,100.00
Other Recreational Services	340,215.54			Transfers From Taxes or Liens	
EDUCATION (excluding schools)				Sale for Cash (1981)	
Libraries	762,413.91			Cancelled, Abated or Adjusted (1981)	8,900.00
Other Educational Services				Balance December 31, 1981	24,200.00
STATUTORY EXPENDITURES				CURRENT FINANCES DECEMBER 31, 1981	
Pensions & F. I. C. A.	1,687,827.98			ASSETS	
Employee Fringe Benefits				Cash Dec. 31, 1981	10,547,003.89
Other Statutory Expenditures	35,081.25			Taxes Receivable	664,243.46
CETA And Other Public Employment Programs				Tax Title Liens	210,081.06
MUNICIPAL FUNCTIONS	13,287,821.34			Foreclosed Property	24,200.00
CAPITAL IMPROVEMENTS	145,403.50			Emergencies & Other Deferred Charges	361,387.45
DEBT SERVICE				State and Federal Aid Receivable	6,204.52
Principal Payments	721,417.09			Other Receivables	55,470.23
Interest Payments	427,652.00			Total	11,868,590.61
TYPE I SCHL DEBT *MEMO	679,909.50			LIABILITIES, RESERVES, AND SURPLUS	
DEFERRED CHARGES	716,349.59			Cash Liabilities	7,954,258.55
SCHOOL, COUNTY, SPECIAL DISTRICT TAXES	24,892,544.65			Reserves for Receivables	930,857.02
RESERVE FOR UNCOLLECTED TAXES	1,969,340.33			Surplus Dec. 31, 1981	2,983,475.04
EXPENDITURES	42,015,125.00			Total	11,868,590.61

1981/3000

* ABOVE DEBT SERVICE INCLUDES TYPE I SCHOOL DEBT

1613
Population 1980 7,360
Population 1981 7,351
S & P Rating
Moody Rating

General Tax Rate Per \$100. 2.62
State Equalized Tax Rate 2.14

MONTGOMERY TWP. - SOMERSET CO.

Form of Government:

Township Committee

Number of Members on Governing Body - 5

PER CAPITA: Gross Debt 896.52 Gross Debt 2.65
Net Debt 561.22 Net Debt 1.66
Debt Service 54.38 Tax Levy Collected 54.61
Total Tax Levy 882.03 Tax Levy Cancelled, Abated
Municipal Expenditures 386.38 or Adjusted .02

EXPENDITURES		REVENUES-REALIZED		1981 PROPERTY TAX	
GENERAL GOVERNMENT				STATE EQUALIZED TAX RATE	
Governing Body & Public Boards		1981 Property Taxes Collected	0,136,850.39	Local District School Taxes	1.49 4,352,588.50
Municipal Clerk	34,836.00	1981 Payments in Lieu of Taxes		Regional & Consolidated School Tax	
Financial Administration	74,351.00	Delinquent Tax & Lien Collections	282,643.25	School Taxes in Municipal Budget	
Assessment of Taxes	24,595.00	Business Personalty Replacement Taxes	124,741.52	County Taxes	.43 1,248,210.18
Collection of Taxes	15,837.00	Taxes from Public Utilities	673,662.00	County Library Taxes	.03 82,927.79
Planning, Housing & Development	74,575.00	Other Miscellaneous Tax Revenues		Local Municipal Purpose Taxes	.19 553,112.47
Human Resources		State Aid Revenues	278,555.59	Veteran & Senior Citizen Taxes	
Elections		Federal Aid Revenues		Total Taxes for Rate Computation	2.14 6,270,288.54
General Administration (other)	277,658.10	State and Local Fiscal Assistance Act Utilized	71,826.19	Special District Taxes	
JUDICIARY		Sale of Acquired Property		Bank Corp. Taxes	
Municipal Courts	25,123.00	Other Miscellaneous Revenues		Added and Omitted Taxes	
PUBLIC SAFETY		Total	8,696,473.48	Total Taxes Levied - ABSTRACT	6,483,827.37
Fire Protection	84,305.00	Prior Years Surplus Appropriated	426,323.00	Total Taxes Billed	6,486,508.63
Police Protection	355,402.00	REVENUES	5,122,756.48	1981 TAXES COLLECTED	6,136,850.39
Civil Defense & Disaster Control	1,000.00	Reserve For Uncollected Taxes	504,385.10	1981 Taxes Cancelled, Abated or Adjusted	1,137.48
Environmental Inspection & Control	54,620.00	CAPITAL OUTLAY	551,027.45	Transfer to Tax Title Liens or Foreclosed	21,117.55
Other Public Safety		TOTAL		Balance Outstanding Dec. 31, 1981	327,402.81
PUBLIC WORKS				PRIOR YEARS TAXES OUTSTANDING	
Streets and Drainage	275,111.00	Public Enterprises		Balance January 1, 1981	301,172.54
Sewers and Sewage Processing	136,188.00	Recreation—Culture	4,437.75	Collected in 1981	279,654.18
Garbage and Trash Disposal		Public Works	239,584.22	Cancelled, Abated or Adjusted 1981	10.32
Public Buildings and Grounds	78,939.00	Buildings and Grounds	307,005.48	Transfers to Tax Title Liens or Foreclosed	14,927.99
Other Public Works	4,608.00	Library and Education		Balance December 31, 1981	6,580.45
HEALTH and WELFARE		Conservation		TAX TITLE LIENS OUTSTANDING	
Health Services Except Environmental	41,926.00	All Other		Balance January 1, 1981	9,276.12
Welfare-Public Assistance	2,700.00	CAPITAL DEBT AUTHORIZED, DECEMBER 31, 1981		Transfer From Taxes	38,431.61
Hospitals, Clinics, First Aid		ISSUED AND UNISSUED	GROSS DEBT	Redeemed in 1981	2,589.07
Animal, Insect, & Rodent Control	5,550.00	School	2,446,000	Cancelled, Abated or Adjusted (1981)	
Other Welfare Services		Self-liquidating		Transfers to Foreclosed Property	
RECREATION and CONSERVATION		Other	4,144,320	Balance December 31, 1981	44,718.66
Beaches and Boardwalks		Total	6,590,320	PROPERTY ACQUIRED BY DEED OR FORECLOSURE	
Parks, Playgrounds, Shade Trees	6,280.00	ISSUED AND OUTSTANDING		Balance January 1, 1981	44,010.00
Land Reclamation & Conservation	5,800.00	School	2,446,000.00	Transfers From Taxes or Liens	
Other Recreational Services	47,307.00	Self-liquidating		Sale for Cash (1981)	
EDUCATION (excluding schools)		Other	3,613,615.00	Cancelled, Abated or Adjusted (1981)	
Libraries	5,000.00	Total	6,059,615.00	Balance December 31, 1981	44,010.00
Other Educational Services		EQUALIZED VALUATION BASIS		CURRENT FINANCES DECEMBER 31, 1981	
STATUTORY EXPENDITURES		FOR NET DEBT COMPUTATION	248,756,502	ASSETS	
Pensions & F. I. C. A.	114,829.00	REAL PROPERTY VALUATIONS		Cash Dec. 31, 1981	4,100,823.63
Employee Fringe Benefits	37,000.00	Code Class # of Parcels % VAL'N		Taxes Receivable	333,583.26
Other Statutory Expenditures	6,400.00	1 Vacant Land 489 5.30	11,627,250.00	Tax Title Liens	44,718.66
CETA And Other Public Employment Programs		2 Residential 1686 57.99	127,198,300.00	Foreclosed Property	44,010.00
MUNICIPAL FUNCTIONS	TOTAL	3 Farm 415 5.48	12,615,260.00	Emergencies & Other Deferred Charges	11,200.00
CAPITAL IMPROVEMENTS	*MEMO*	4a Commercial 88 17.19	37,700,600.00	State and Federal Aid Receivable	80.00
DEBT SERVICE		4b Industrial 4 12.37	27,125,800.00	Other Receivables	4,171.42
Principal Payments	218,506.00	4c Apartments 1 1.67	3,652,500.00	Total	4,538,986.97
Interest Payments	181,249.45	Total 2681	219,327,750.00	LIABILITIES, RESERVES, AND SURPLUS	
DEFERRED CHARGES		Land Area 32.80 Sq. Miles		Cash Liabilities	2,677,370.42
SCHOOL, COUNTY, SPECIAL DISTRICT TAXES	136,185.06	Net Valuation Taxable-Municipal	221,421,112	Reserves for Receivables	426,883.34
RESERVE FOR UNCOLLECTED TAXES	5,792,984.47	Net Valuation Taxable-County	270,745,810	Surplus Dec. 31, 1981	1,434,733.21
EXPENDITURES	TOTAL	State Equalized Valuation	250,993,887	Total	4,538,986.97
	8,633,260.28	State Equalization Ratio	75.93		

0236

Population 1980 7,318
 Population 1981 7,335
 S & P Rating
 Moody Rating A

General Tax Rate Per \$100. 2.59
 State Equalized Tax Rate 1.84

MONTVALE BOROUGH - BERGEN COUNTY
Form of Government:
Borough Council
Number of Members on Governing Body - 6

PER CAPITA:
 Gross Debt 1,102.21
 Net Debt 873.46
 Debt Service 92.20
 Total Tax Levy 1,042.44
 Municipal Expenditures 404.31

PER CENT:
 Gross Debt 2.31
 Net Debt 1.83
 Tax Levy Collected 97.79
 Tax Levy Cancelled, Abated or Adjusted .02

EXPENDITURES		REVENUES-REALIZED		1981 PROPERTY TAX	
GENERAL GOVERNMENT				STATE EQUALIZED TAX RATE	
Governing Body & Public Boards		1981 Property Taxes Collected	7,476,066.37	Local District School Taxes	.63 2,585,845.50
Municipal Clerk		1981 Payments in Lieu of Taxes		Regional & Consolidated School Tax	.58 2,389,429.44
Financial Administration	6,400.00	Delinquent Tax & Lien Collections	161,754.51	School Taxes in Municipal Budget	
Assessment of Taxes	5,528.17	Business Personalty Replacement Taxes	149,682.20	County Taxes	.32 1,310,296.57
Collection of Taxes	18,455.19	Taxes from Public Utilities	872,767.00	County Library Taxes	
Planning, Housing & Development	10,115.63	Other Miscellaneous Tax Revenues		Local Municipal Purpose Taxes	.31 1,289,450.00
Human Resources		State Aid Revenues	51,639.25	Veteran & Senior Citizen Taxes	40,500.00
Elections	979.48	Federal Aid Revenues		Total Taxes for Rate Computation	1.84 7,615,521.51
General Administration (other)	253,586.08	State and Local Fiscal Assistance Act Utilized	88,016.84	Special District Taxes	
JUDICIARY		Sale of Acquired Property		Bank Corp. Taxes	16,401.39
Municipal Courts	17,697.98	Other Miscellaneous Revenues	227,065.78	Added and Omitted Taxes	54,844.64
PUBLIC SAFETY		Total	9,027,071.95	Total Taxes Levied - ABSTRACT	7,646,267.54
Fire Protection	118,289.51	Prior Years Surplus Appropriated	212,184.55	Total Taxes Billed	7,645,016.59
Police Protection	659,578.81	REVENUES TOTAL	9,239,256.50	1981 TAXES COLLECTED	7,476,066.37
Civil Defense & Disaster Control		Reserve For Uncollected Taxes	245,264.08	1981 Taxes Cancelled, Abated or Adjusted	1,683.60
Environmental Inspection & Control	39,240.56			Transfer to Tax Title Liens or Foreclosed	821.03
Other Public Safety				Balance Outstanding Dec. 31, 1981	166,445.59
PUBLIC WORKS		CAPITAL OUTLAY TOTAL	48,978.25	PRIOR YEARS TAXES OUTSTANDING	
Streets and Drainage	207,881.17	Public Enterprises		Balance January 1, 1981	162,202.45
Sewers and Sewage Processing	148,404.71	Recreation—Culture	6,200.00	Collected in 1981	154,029.96
Garbage and Trash Disposal	195,571.24	Public Works	35,068.25	Cancelled, Abated or Adjusted 1981	
Public Buildings and Grounds	12,577.00	Buildings and Grounds	7,710.00	Transfers to Tax Title Liens or Foreclosed	1,720.62
Other Public Works	57,795.79	Library and Education		Balance December 31, 1981	6,451.87
HEALTH and WELFARE		Conservation		TAX TITLE LIENS OUTSTANDING	
Health Services Except Environmental	21,587.51	All Other		Balance January 1, 1981	10,914.85
Welfare-Public Assistance	827.50			Transfer From Taxes	2,541.65
Hospitals, Clinics, First Aid		CAPITAL DEBT AUTHORIZED, DECEMBER 31, 1981		Redeemed in 1981	7,764.55
Animal, Insect, & Rodent Control		ISSUED AND UNISSUED GROSS DEBT NET DEBT		Cancelled, Abated or Adjusted (1981)	
Other Welfare Services		School 1,505,884		Transfers to Foreclosed Property	
RECREATION and CONSERVATION		Self-liquidating 6,578,839	6,406,839	Balance December 31, 1981	5,691.95
Beaches and Boardwalks		Other 8,084,724	6,406,839	PROPERTY ACQUIRED BY DEED OR FORECLOSURE	
Parks, Playgrounds, Shade Trees	6,942.69			Balance January 1, 1981	41,200.00
Land Reclamation & Conservation	400.00	ISSUED AND OUTSTANDING		Transfers From Taxes or Liens	
Other Recreational Services	41,541.10	School 1,505,664.80		Sale for Cash (1981)	
EDUCATION (excluding schools)		Self-Liquidating 6,409,914.00		Cancelled, Abated or Adjusted (1981)	
Libraries	70,659.49	Other 7,915,798.80		Balance December 31, 1981	41,200.00
Other Educational Services		EQUALIZED VALUATION BASIS FOR NET DEBT COMPUTATION	349,420,332	CURRENT FINANCES DECEMBER 31, 1981	
STATUTORY EXPENDITURES		REAL PROPERTY VALUATIONS		ASSETS	
Pensions & F. I. C. A.	104,972.29	Code Class # of Parcels % VAL'N		Cash Dec. 31, 1981	443,881.84
Employee Fringe Benefits	28,844.04	1 Vacant Land 174 3.56	10,340,400.00	Taxes Receivable	172,897.46
Other Statutory Expenditures	4,500.00	2 Residential 1916 55.23	160,379,500.00	Tax Title Liens	5,691.95
CETA And Other Public Employment Programs		3 Farm 20 .16	454,000.00	Foreclosed Property	41,200.00
MUNICIPAL FUNCTIONS TOTAL	2,036,375.94	4a Commercial 101 37.35	108,446,600.00	Emergencies & Other Deferred Charges	340.95
CAPITAL IMPROVEMENTS *MEMO*	10,500.00	4b Industrial 9 1.37	3,978,600.00	State and Federal Aid Receivable	
DEBT SERVICE		4c Apartments 14 2.33	6,775,800.00	Other Receivables	18,810.93
Principal Payments	295,000.00	Total 2234	290,374,900.00	Total	682,823.13
Interest Payments	381,253.14			LIABILITIES, RESERVES, AND SURPLUS	
DEFERRED CHARGES	7,704.24	Land Area 4.00 Sq. Miles		Cash Liabilities	98,289.50
SCHOOL, COUNTY, SPECIAL DISTRICT TAXES	6,285,571.51	Net Valuation Taxable-Municipal	293,056,832	Reserves for Receivables	238,600.34
RESERVE FOR UNCOLLECTED TAXES	245,284.08	Net Valuation Taxable-County	365,960,273	Surplus Dec. 31, 1981	345,933.29
EXPENDITURES TOTAL	9,251,188.91	State Equalized Valuation	411,833,545	Total	682,823.13
		State Equalization Ratio	70.97		

Population 1980 14,250
 Population 1981 14,431
 S & P Rating A+
 Moody Rating A

General Tax Rate Per \$100. 4.75
 State Equalized Tax Rate 1.99

MONTVILLE TWP. - MORRIS CO.**Form of Government:****Special Charter (CH 95-1974)****Number of Members on Governing Body - 5****PER CAPITA:**

Grass Debt 542.23
 Net Debt 180.03
 Debt Service 35.10
 Total Tax Levy 731.50
 Municipal Expenditures 291.30

PER CENT:

Grass Debt 1.73
 Net Debt .58
 Tax Levy Collected 96.99
 Tax Levy Cancelled, Abated or Adjusted .23

EXPENDITURES		REVENUES-REALIZED		1981 PROPERTY TAX	
GENERAL GOVERNMENT				STATE EQUALIZED TAX RATE \rightarrow	
Governing Body & Public Boards		1981 Property Taxes Collected	10,162,416.13	Local District School Taxes 1.44	7,332,951.57
Municipal Clerk		1981 Payments in Lieu of Taxes		Regional & Consolidated School Tax	
Financial Administration	23,054.21	Delinquent Tax & Lien Collections	503,118.19	School Taxes in Municipal Budget	
Assessment of Taxes	30,472.00	Business Personalty Replacement Taxes	184,355.56	County Taxes .36	1,819,591.07
Collection of Taxes	38,571.64	Taxes from Public Utilities	1,156,429.00	County Library Taxes .01	70,402.25
Planning, Housing & Development	32,275.00	Other Miscellaneous Tax Revenues		Local Municipal Purpose Taxes .18	938,342.35
Human Resources	3,186.00	State Aid Revenues	95,912.58	Veteran & Senior Citizen Taxes	88,000.00
Elections		Federal Aid Revenues	53,285.40	Total Taxes for Rate Computation 1.99	10,249,287.24
General Administration (other)	388,426.25	State and Local Fiscal Assistance Act Utilized	136,814.00	Special District Taxes	307,172.18
JUDICIARY		State of Acquired Property		Bank Corp. Taxes	3,283.74
Municipal Courts	26,114.80	Other Miscellaneous Revenues	679,852.13	Added and Omitted Taxes	84,554.80
PUBLIC SAFETY		Total	12,974,182.99	Total Taxes Levied - ABSTRACT	10,556,297.96
Fire Protection		Prior Years Surplus Appropriated	890,000.00	Total Taxes Billed	10,478,260.27
Police Protection	893,922.89	REVENUES	TOTAL	1981 TAXES COLLECTED	10,162,416.13
Civil Defense & Disaster Control	1,500.00	Reserve For Uncollected Taxes	752,350.54	1981 Taxes Cancelled, Abated or Adjusted	24,506.08
Environmental Inspection & Control	73,493.33	CAPITAL OUTLAY	TOTAL	Transfer to Tax Title Liens or Foreclosed	74,184.37
Other Public Safety			352,966.52	Balance Outstanding Dec. 31, 1981	217,153.69
PUBLIC WORKS		Public Enterprises		PRIOR YEARS TAXES OUTSTANDING	
Streets and Drainage	459,466.44	Recreation—Culture	560.00	Balance January 1, 1981	323,923.21
Sewers and Sewage Processing	306,000.00	Public Works	351,957.95	Collected in 1981	305,650.67
Garbage and Trash Disposal		Buildings and Grounds	388.57	Cancelled, Abated or Adjusted 1981	491.31
Public Buildings and Grounds	92,295.21	Library and Education		Transfers to Tax Title Liens or Foreclosed	1,948.56
Other Public Works		Conservation		Balance December 31, 1981	15,832.67
HEALTH and WELFARE		All Other		TAX TITLE LIENS OUTSTANDING	
Health Services Except Environmental	86,371.51	CAPITAL DEBT AUTHORIZED, DECEMBER 31, 1981		Balance January 1, 1981	326,055.44
Welfare-Public Assistance	10,592.00	ISSUED AND UNISSUED	GROSS DEBT	Transfer From Taxes	76,475.79
Hospitals, Clinics, First Aid		School	5,227,000	Redeemed in 1981	197,467.52
Animal, Insect, & Rodent Control	5,821.50	Self-liquidating	2,597,955	Cancelled, Abated or Adjusted (1981)	
Other Welfare Services	462.00	Other	2,597,955	Transfers to Foreclosed Property	
RECREATION and CONSERVATION		Total	7,824,955	Balance December 31, 1981	205,063.71
Beaches and Boardwalks	862.00	ISSUED AND OUTSTANDING		PROPERTY ACQUIRED BY DEED OR FORECLOSURE	
Parks, Playgrounds, Shade Trees		School	5,227,000.00	Balance January 1, 1981	61,400.00
Land Reclamation & Conservation	46,548.00	Self-Liquidating		Transfers From Taxes or Liens	
Other Recreational Services		Other	2,597,955.00	Sale for Cash (1981)	
EDUCATION (excluding schools)		Total	7,824,955.00	Cancelled, Abated or Adjusted (1981)	
Libraries	49,500.00	EQUALIZED VALUATION BASIS		Balance December 31, 1981	61,400.00
Other Educational Services	14,027.00	FOR NET DEBT COMPUTATION		CURRENT FINANCES DECEMBER 31, 1981	
STATUTORY EXPENDITURES		REAL PROPERTY VALUATIONS		ASSETS	
Pensions & F. I. C. A.	182,538.37	Code Class # of Parcels % VAL'N	ASSESSED VALUATION	Cash Dec. 31, 1981	1,583,155.09
Employee Fringe Benefits	73,005.83	1 Vacant Land 657 5.32	11,310,300.00	Taxes Receivable	232,986.36
Other Statutory Expenditures	7,500.00	2 Residential 3942 73.57	156,487,700.00	Tax Title Liens	205,063.71
CETA And Other Public Employment Programs	85,524.00	3 Farm 116 1.16	2,472,300.00	Foreclosed Property	61,400.00
MUNICIPAL FUNCTIONS		4a Commercial 115 5.40	11,476,300.00	Emergencies & Other Deferred Charges	5,000.00
CAPITAL IMPROVEMENTS	*MEMO*	4b Industrial 63 14.56	30,967,400.00	State and Federal Aid Receivable	
DEBT SERVICE		4c Apartments		Other Receivables	.16
Principal Payments	334,150.00	Total	4893	Total	2,087,605.32
Interest Payments	172,362.98	Land Area 18.97 Sq. Miles		LIABILITIES, RESERVES, AND SURPLUS	
DEFERRED CHARGES		Net Valuation Taxable-Municipal	214,135,568	Cash Liabilities	269,797.38
SCHOOL, COUNTY, SPECIAL DISTRICT TAXES	9,530,117.07	Net Valuation Taxable-County	545,056,300	Reserves for Receivables	459,450.23
RESERVE FOR UNCOLLECTED TAXES	752,350.54	State Equalized Valuation	508,734,926	Surplus Dec. 31, 1981	1,318,357.71
EXPENDITURES	TOTAL	State Equalization Ratio	41.93	Total	2,087,605.32
	13,733,877.72				

0237

Population 1980 **2,706**
 Population 1981 **2,705**
 S & P Rating
 Moody Rating **A**

General Tax Rate Per \$100. **1.38**
 State Equalized Tax Rate **1.24**

MOONACHIE BORO. - BERGEN CO.**Form of Government:****Borough Council****Number of Members on Governing Body - 6****PER CAPITA:**

Gross Debt **982.04**
 Net Debt **869.51**
 Debt Service **46.22**
 Total Tax Levy **891.27**
 Municipal Expenditures **520.90**

PER CENT:

Gross Debt **1.51**
 Net Debt **1.33**
 Tax Levy Collected **98.00**
 Tax Levy Cancelled, Abated or Adjusted **.37**

EXPENDITURES		REVENUES-REALIZED		1981 PROPERTY TAX	
GENERAL GOVERNMENT				STATE EQUALIZED TAX RATE	
Governing Body & Public Boards	11,250.00	1981 Property Taxes Collected		Local District School Taxes	1,152,138.50
Municipal Clerk		1981 Payments in Lieu of Taxes		Regional & Consolidated School Tax	
Financial Administration	15,750.00	Delinquent Tax & Lien Collections		School Taxes in Municipal Budget	
Assessment of Taxes	55,584.00	Business Personalty, Replacement Taxes		County Taxes	702,961.63
Collection of Taxes	16,428.00	Taxes from Public Utilities		County Library Taxes	
Planning, Housing & Development	11,650.00	Other Miscellaneous Tax Revenues		Local Municipal Purpose Taxes	499,806.50
Human Resources	5,200.00	State Aid Revenues		Veteran & Senior Citizen Taxes	28,800.00
Elections	910.00	Federal Aid Revenues		Total Taxes for Rate Computation	2,383,706.63
General Administration (other)	199,970.00	State and Local Fiscal Assistance Act Utilized		Special District Taxes	
JUDICIARY		Sale of Acquired Property		Bank Corp. Taxes	8,092.29
Municipal Courts	16,710.00	Other Miscellaneous Revenues		Added and Omitted Taxes	47,888.89
PUBLIC SAFETY		Total		Total Taxes Levied - ABSTRACT	2,410,887.81
Fire Protection	72,450.00	Prior Years Surplus Appropriated		Total Taxes Billed	2,418,573.22
Police Protection	416,984.00	REVENUES TOTAL		1981 TAXES COLLECTED	2,370,289.02
Civil Defense & Disaster Control	2,400.00	Reserve For Uncollected Taxes		1981 Taxes Cancelled, Abated or Adjusted	8,833.29
Environmental Inspection & Control		CAPITAL OUTLAY TOTAL		Transfer to Tax Title Liens or Foreclosed	16.56
Other Public Safety		Public Enterprises		Balance Outstanding Dec. 31, 1981	39,434.35
PUBLIC WORKS		Recreation—Culture		PRIOR YEARS TAXES OUTSTANDING	
Streets and Drainage	118,630.00	Public Works		Balance January 1, 1981	44,346.39
Sewers and Sewage Processing		Buildings and Grounds		Collected in 1981	43,035.96
Garbage and Trash Disposal	49,850.00	Library and Education		Cancelled, Abated or Adjusted 1981	1,107.55
Public Buildings and Grounds	41,500.00	Conservation		Transfers to Tax Title Liens or Foreclosed	
Other Public Works	10,800.00	All Other		Balance December 31, 1981	202.88
HEALTH and WELFARE		CAPITAL DEBT AUTHORIZED, DECEMBER 31, 1981		TAX TITLE LIENS OUTSTANDING	
Health Services Except Environmental	9,200.00	ISSUED AND UNISSUED		Balance January 1, 1981	82.35
Welfare-Public Assistance	600.00	SCHOOL GROSS DEBT		Transfer From Taxes	16.56
Hospitals, Clinics, First Aid		Self-liquidating		Redeemed in 1981	
Animal, Insect, & Rodent Control	2,600.00	Other		Cancelled, Abated or Adjusted (1981)	
Other Welfare Services		Total		Transfers to Foreclosed Property	
RECREATION and CONSERVATION		ISSUED AND OUTSTANDING		Balance December 31, 1981	98.91
Beaches and Boardwalks		SCHOOL		PROPERTY ACQUIRED BY DEED OR FORECLOSURE	
Parks, Playgrounds, Shade Trees	13,150.00	Self-Liquidating		Balance January 1, 1981	6,650.00
Land Reclamation & Conservation		Other		Transfers From Taxes or Liens	
Other Recreational Services	1,200.00	Total		Sale for Cash (1981)	
EDUCATION (excluding schools)		EQUALIZED VALUATION BASIS		Cancelled, Abated or Adjusted (1981)	
Libraries		FOR NET DEBT COMPUTATION		Balance December 31, 1981	6,650.00
Other Educational Services		REAL PROPERTY VALUATIONS		CURRENT FINANCES DECEMBER 31, 1981	
STATUTORY EXPENDITURES		Code Class # of Parcels % VAL'N		ASSETS	
Pensions & F. I. C. A.	86,924.75	1 Vacant Land 52 2.79		Cash Dec. 31, 1981	1,256,770.87
Employee Fringe Benefits	47,900.00	2 Residential 527 17.13		Taxes Receivable	39,637.23
Other Statutory Expenditures	5,350.00	3 Farm		Tax Title Liens	98.91
CETA And Other Public Employment Programs		4a Commercial 27 4.19		Foreclosed Property	6,650.00
MUNICIPAL FUNCTIONS		4b Industrial 136 75.89		Emergencies & Other Deferred Charges	
CAPITAL IMPROVEMENTS		4c Apartments		State and Federal Aid Receivable	2,346.66
DEBT SERVICE		Total 742		Other Receivables	68,174.55
Principal Payments	65,000.00	Land Area 1.60 Sq. Miles		Total	1,373,678.22
Interest Payments	60,028.95	Net Valuation Taxable-Municipal		LIABILITIES, RESERVES, AND SURPLUS	
DEFERRED CHARGES		Net Valuation Taxable-County		Cash Liabilities	750,659.81
SCHOOL, COUNTY, SPECIAL DISTRICT TAXES	1,855,100.13	State Equalized Valuation		Reserves for Receivables	114,560.69
RESERVE FOR UNCOLLECTED TAXES	71,020.75	State Equalization Ratio		Surplus Dec. 31, 1981	508,457.72
EXPENDITURES TOTAL	3,264,140.58			Total	1,373,678.22

Population 1980 15,596
 Population 1981 15,649
 S & P Rating A+
 Moody Rating A-1

General Tax Rate Per \$100. 4.46
 State Equalized Tax Rate 2.24

MOORESTOWN TWP. - BURLINGTON CO.
Form of Government:
Council-Manager Plan E (OMCL 50)
Number of Members on Governing Body - 5

PER CAPITA:
 Gross Debt 991.40
 Net Debt 390.15
 Debt Service 38.06
 Total Tax Levy 857.72
 Municipal Expenditures 337.40

PER CENT:
 Gross Debt 3.18
 Net Debt 1.25
 Tax Levy Collected 97.16
 Tax Levy Cancelled, Abated or Adjusted .74

EXPENDITURES		REVENUES-REALIZED		1981 PROPERTY TAX	
GENERAL GOVERNMENT				STATE EQUALIZED TAX RATE	
Governing Body & Public Boards	7,850.00	1981 Property Taxes Collected		Local District School Taxes	1.39
Municipal Clerk		1981 Payments in Lieu of Taxes		Regional & Consolidated School Tax	
Financial Administration	62,703.00	Delinquent Tax & Lien Collections		School Taxes in Municipal Budget	
Assessment of Taxes	201,160.00	Business Personalty Replacement Taxes		County Taxes	.54
Collection of Taxes	35,880.00	Taxes from Public Utilities		County Library Taxes	
Planning, Housing & Development	29,900.00	Other Miscellaneous Tax Revenues		Local Municipal Purpose Taxes	.32
Human Resources		State Aid Revenues		Veteran & Senior Citizen Taxes	
Elections		Federal Aid Revenues		Total Taxes for Rate Computation	2.25
General Administration (other)	704,228.00	State and Local Fiscal Assistance Act Utilized		Special District Taxes	
JUDICIARY		Sale of Acquired Property		Bank Corp. Taxes	
Municipal Courts	50,038.00	Other Miscellaneous Revenues		Added and Omitted Taxes	
PUBLIC SAFETY		Total		Total Taxes Levied - ABSTRACT	
Fire Protection		Prior Years Surplus Appropriated		Total Taxes Billed	
Police Protection	971,628.59	REVENUES TOTAL		1981 TAXES COLLECTED	
Civil Defense & Disaster Control		Reserve For Uncollected Taxes		1981 Taxes Cancelled, Abated or Adjusted	
Environmental Inspection & Control	43,750.00	CAPITAL OUTLAY TOTAL		Transfer to Tax Title Liens or Foreclosed	
Other Public Safety				Balance Outstanding Dec. 31, 1981	
PUBLIC WORKS				PRIOR YEARS TAXES OUTSTANDING	
Streets and Drainage	576,866.00	Public Enterprises		Balance January 1, 1981	
Sewers and Sewage Processing	240,677.00	Recreation—Culture		Collected in 1981	
Garbage and Trash Disposal		Public Works		Cancelled, Abated or Adjusted 1981	
Public Buildings and Grounds	187,869.00	Buildings and Grounds		Transfers to Tax Title Liens or Foreclosed	
Other Public Works		Library and Education		Balance December 31, 1981	
HEALTH and WELFARE		Conservation		TAX TITLE LIENS OUTSTANDING	
Health Services Except Environmental		All Other		Balance January 1, 1981	
Welfare-Public Assistance	4,805.00	CAPITAL DEBT AUTHORIZED, DECEMBER 31, 1981		Transfer From Taxes	
Hospitals, Clinics, First Aid		ISSUED AND UNISSUED GROSS DEBT		Redeemed in 1981	
Animal, Insect, & Rodent Control		SCHOOL		Cancelled, Abated or Adjusted (1981)	
Other Welfare Services		Self-liquidating		Transfers to Foreclosed Property	
RECREATION and CONSERVATION		Other		Balance December 31, 1981	
Beaches and Boardwalks		Total		PROPERTY ACQUIRED BY DEED OR FORECLOSURE	
Parks, Playgrounds, Shade Trees	152,930.00	ISSUED AND OUTSTANDING		Balance January 1, 1981	
Land Reclamation & Conservation		SCHOOL		Transfers From Taxes or Liens	
Other Recreational Services	191,358.00	Self-Liquidating		Sale for Cash (1981)	
EDUCATION (excluding schools)		Other		Cancelled, Abated or Adjusted (1981)	
Libraries	302,308.00	Total		Balance December 31, 1981	
Other Educational Services	4,000.00	EQUALIZED VALUATION BASIS		CURRENT FINANCES DECEMBER 31, 1981	
STATUTORY EXPENDITURES		FOR NET DEBT COMPUTATION		ASSETS	
Pensions & F. I. C. A.	282,089.88	REAL PROPERTY VALUATIONS		Cash Dec. 31, 1981	
Employee Fringe Benefits	74,647.00	Code Class # of Parcels % VAL'N		Taxes Receivable	
Other Statutory Expenditures	8,450.00	ASSESSED VALUATION		Tax Title Liens	
CETA And Other Public Employment Programs	10,250.55	1 Vacant Land 453 1.90		Foreclosed Property	
MUNICIPAL FUNCTIONS TOTAL	4,143,388.02	2 Residential 4461 61.14		Emergencies & Other Deferred Charges	
CAPITAL IMPROVEMENTS *MEMO*	28,000.37	3 Farm 249 2.04		State and Federal Aid Receivable	
DEBT SERVICE		4a Commercial 194 22.37		Other Receivables	
Principal Payments	325,450.00	4b Industrial 36 10.59		Total	
Interest Payments	270,122.50	4c Apartments 19 1.96		LIABILITIES, RESERVES, AND SURPLUS	
		Total 5412		Cash Liabilities	
		Land Area 15.18 Sq. Miles		Reserves for Receivables	
DEFERRED CHARGES	168,269.89	Net Valuation Taxable-Municipal		Surplus Dec. 31, 1981	
SCHOOL, COUNTY, SPECIAL DISTRICT TAXES	11,506,006.50	Net Valuation Taxable-County		Total	
RESERVE FOR UNCOLLECTED TAXES	372,753.25	State Equalized Valuation			
EXPENDITURES TOTAL	16,785,990.16	State Equalization Ratio			

Population 1980 18,486
 Population 1981 19,105
 S & P Rating AA
 Moody Rating AA

General Tax Rate Per \$100.
 3.69
 State Equalized Tax Rate
 1.92

MORRIS TOWNSHIP - MORRIS COUNTY
Form of Government:
Township Committee
Number of Members on Governing Body - 5

PER CAPITA:
 Gross Debt 1,057.66
 Net Debt 133.45
 Debt Service 8.95
 Total Tax Levy 908.39
 Municipal Expenditures 351.03

PER CENT:
 Gross Debt 2.64
 Net Debt .33
 Tax Levy Collected 98.06
 Tax Levy Cancelled, Abated or Adjusted .30

EXPENDITURES		REVENUES-REALIZED		1981 PROPERTY TAX	
GENERAL GOVERNMENT		1981 Property Taxes Collected		STATE EQUALIZED TAX RATE →	
Governing Body & Public Boards	14,000.00	1981 Payments in Lieu of Taxes		Local District School Taxes	
Municipal Clerk	75,100.00	Delinquent Tax & Lien Collections		Regional & Consolidated School Tax	1.31 11,448,898.17
Financial Administration	98,285.00	Business Personalty Replocement Taxes		School Taxes in Municipal Budget	
Assessment of Taxes	41,550.00	Taxes from Public Utilities		County Taxes	.34 3,002,570.84
Collection of Taxes	42,100.00	Other Miscellaneous Tax Revenues		County Library Taxes	
Planning, Housing & Development	42,835.00	State Aid Revenues		Local Municipal Purpose Taxes	.25 2,215,193.34
Human Resources	580.00	Federal Aid Revenues		Veteron & Senior Citizen Taxes	113,250.00
Elections	6,170.00	State and Local Fiscal Assistance Act Utilized		Total Taxes for Rate Computation	1.90 16,779,912.35
General Administration (other)	713,080.00	Sole of Acquired Property		Special District Taxes	406,750.00
JUDICIARY		Other Miscellaneous Revenues		Bank Corp. Taxes	23,405.02
Municipal Courts	51,895.00	Total		Added and Omitted Taxes	258,019.71
PUBLIC SAFETY		Prior Years Surplus Appropriated		Total Taxes Levied - ABSTRACT	17,354,837.08
Fire Protection	596,850.00	REVENUES TOTAL		Total Taxes Billed	17,352,439.55
Police Protection	1,392,500.00	Reserve For Uncollected Taxes		1981 TAXES COLLECTED	17,015,346.11
Civil Defense & Disaster Control	9,500.00	CAPITAL OUTLAY TOTAL		1981 Taxes Cancelled, Aboted or Adjusted	52,322.76
Environmental Inspection & Control	70,846.00	Public Enterprises		Transfer to Tax Title Liens or Foreclosed	2,226.76
Other Public Safety		Recreation—Culture		Balance Outstanding Dec. 31, 1981	282,543.92
PUBLIC WORKS		Public Works		PRIOR YEARS TAXES OUTSTANDING	
Streets and Droinoge	571,400.00	Buildings and Grounds		Balance January 1, 1981	300,581.53
Sewers and Sewoge Processing		Library and Education		Collected in 1981	293,901.05
Garbage and Trash Disposal		Conservation		Cancelled, Aboted or Adjusted 1981	10,038.80
Public Buildings and Grounds	48,420.00	All Other		Transfers to Tax Title Liens or Foreclosed	1,620.50
Other Public Works	135,101.53	CAPITAL DEBT AUTHORIZED, DECEMBER 31, 1981		Balance December 31, 1981	1,021.18
HEALTH and WELFARE		ISSUED AND UNISSUED GROSS DEBT NET DEBT		TAX TITLE LIENS OUTSTANDING	
Health Services Except Environmental	112,270.00	School 10,254,580		Balance January 1, 1981	2,059.64
Welfare-Public Assistance	16,500.00	Self-liquidating 7,889,450		Transfer From Taxes	4,093.49
Hospitals, Clinics, First Aid		Other 2,062,536		Redeemed in 1981	399.53
Animal, Insect, & Rodent Control	4,500.00	Total 20,206,566		Cancelled, Aboted or Adjusted (1981)	831.51
Other Welfare Services		ISSUED AND OUTSTANDING		Transfers to Foreclosed Property	
RECREATION and CONSERVATION		School 8,565,328.23		Balance December 31, 1981	4,922.29
Beaches and Boardwalks	256,000.00	Self-Liquidating 7,464,000.00		PROPERTY ACQUIRED BY DEED OR	
Parks, Playgrounds, Shode Trees	1,616.00	Other 1,067,000.00		FORECLOSURE	
Land Reclomotion & Conservation	1,525.00	Total 17,096,328.23		Balance January 1, 1981	16,800.00
Other Recreational Services		EQUALIZED VALUATION BASIS		Transfers From Taxes or Liens	
EDUCATION (excluding schools)		FOR NET DEBT COMPUTATION		Sole for Cash (1981)	
Libraries	197,201.82	REAL PROPERTY VALUATIONS		Cancelled, Aboted or Adjusted (1981)	
Other Educational Services		Code Class # of Porcels % VAL'N ASSESSED VALUATION		Balance December 31, 1981	16,800.00
STATUTORY EXPENDITURES		1 Vacant Land 610 3.14 14,090,000.00		CURRENT FINANCES DECEMBER 31, 1981	
Pensions & F. I. C. A.	533,250.00	2 Residential 5112 66.52 298,024,400.00		ASSETS	
Employee Fringe Benefits	119,825.00	3 Farm 9 .20 654,700.00		Cash Dec. 31, 1981	2,392,392.67
Other Statutory Expenditures	12,000.00	4a Commercial 91 13.14 58,877,300.00		Taxes Receivable	283,565.10
CETA And Other Public Employment Programs		4b Industrial 29 14.45 64,742,600.00		Tax Title Liens	4,922.29
MUNICIPAL FUNCTIONS TOTAL	5,604,900.35	4c Aportments 4 2.55 11,416,300.00		Foreclosed Property	16,800.00
CAPITAL IMPROVEMENTS *MEMO*	40,042.90	Total 5855 448,045,300.00		Emergencies & Other Deferred Charges	6,256.86
DEBT SERVICE		Land Area 15.70 Sq. Miles		State and Federal Aid Receivable	3,508.30
Principal Payments	75,000.00	Net Valuation Taxable-Municipal		Other Receivables	843.65
Interest Payments	95,928.00	Net Valuation Taxable-County		Total	2,708,288.67
DEFERRED CHARGES	154,267.38	State Equalized Valuation		LIABILITIES, RESERVES, AND SURPLUS	
SCHOOL, COUNTY, SPECIAL DISTRICT TAXES	14,858,219.01	State Equalization Rotio		Cash Liabilities	913,703.13
RESERVE FOR UNCOLLECTED TAXES	776,355.13			Reserves for Receivables	300,131.04
EXPENDITURES TOTAL	21,564,664.87			Surplus Dec. 31, 1981	1,488,454.40
				Total	2,708,288.67

Population 1980 5,305
 Population 1981 5,806
 S & P Rating AA
 Moody Rating AA

General Tax Rate Per \$100.

5.37

State Equalized Tax Rate

1.72

MORRIS PLAINS BOROUGH - MORRIS CO.**Form of Government:****Borough Council****Number of Members on Governing Body - 6****PER CAPITA.**

Gross Debt 825.48
 Net Debt 790.35
 Debt Service 77.86
 Total Tax Levy 978.69
 Municipal Expenditures 540.97

PER CENT:

Gross Debt 1.89
 Net Debt 1.81
 Tax Levy Collected 97.70
 Tax Levy Cancelled, Abated or Adjusted .91

EXPENDITURES		REVENUES-REALIZED		1981 PROPERTY TAX	
GENERAL GOVERNMENT				STATE EQUALIZED TAX RATE → .89	
Governing Body & Public Boards		1981 Property Taxes Collected	5,554,287.90	Local District School Taxes	2,864,335.41
Municipal Clerk	123,700.00	1981 Payments in Lieu of Taxes		Regional & Consolidated School Tax	
Financial Administration	41,910.00	Delinquent Tax & Lien Collections	93,262.85	School Taxes in Municipal Budget	
Assessment of Taxes	65,005.00	Business Personalty Replacement Taxes	244,213.88	County Taxes	1,059,559.70
Collection of Taxes	18,185.00	Taxes from Public Utilities	362,160.00	County Library Taxes	42,506.80
Planning, Housing & Development	64,180.00	Other Miscellaneous Tax Revenues	90,000.00	Local Municipal Purpose Taxes	1,512,989.41
Human Resources		State Aid Revenues	44,145.42	Veteran & Senior Citizen Taxes	42,650.00
Elections	2,150.00	Federal Aid Revenues		Total Taxes for Rate Computation	5,562,041.32
General Administration (other)	207,595.00	State and Local Fiscal Assistance Act Utilized	79,545.84	Special District Taxes	
JUDICIARY		Sale of Acquired Property		Bank Corp. Taxes	5,313.70
Municipal Courts	15,610.00	Other Miscellaneous Revenues	442,324.56	Added and Omitted Taxes	157,544.54
PUBLIC SAFETY		Total	6,909,968.85	Total Taxes Levied - ABSTRACT	5,682,249.56
Fire Protection	52,460.00	Prior Years Surplus Appropriated	480,714.00	Total Taxes Billed	5,685,092.55
Police Protection	547,700.00	REVENUES TOTAL	7,390,682.85	1981 TAXES COLLECTED	5,554,287.90
Civil Defense & Disaster Control	935.00	Reserve For Uncollected Taxes	282,166.24	1981 Taxes Cancelled, Abated or Adjusted	51,700.31
Environmental Inspection & Control	14,395.00	CAPITAL OUTLAY TOTAL	591,728.82	Transfer to Tax Title Liens or Foreclosed	2,250.03
Other Public Safety				Balance Outstanding Dec. 31, 1981	76,854.31
PUBLIC WORKS				PRIOR YEARS TAXES OUTSTANDING	
Streets and Drainage	414,005.00	Public Enterprises		Balance January 1, 1981	100,961.65
Sewers and Sewage Processing	363,345.00	Recreation—Culture	28,427.00	Collected in 1981	87,660.73
Garbage and Trash Disposal	161,500.00	Public Works	40,145.93	Cancelled, Abated or Adjusted 1981	7,545.69
Public Buildings and Grounds	44,062.00	Buildings and Grounds	523,145.89	Transfers to Tax Title Liens or Foreclosed	
Other Public Works	1,630.00	Library and Education		Balance December 31, 1981	5,755.23
HEALTH and WELFARE		Conservation		TAX TITLE LIENS OUTSTANDING	
Health Services Except Environmental	14,335.00	All Other		Balance January 1, 1981	23,737.94
Welfare-Public Assistance	1,055.00	CAPITAL DEBT AUTHORIZED, DECEMBER 31, 1981		Transfer From Taxes	2,250.03
Hospitals, Clinics, First Aid	400.00	ISSUED AND UNISSUED		Redeemed in 1981	5,622.12
Animal, Insect, & Rodent Control		School	145,000	Cancelled, Abated or Adjusted (1981)	
Other Welfare Services		Self-liquidating	59,000	Transfers to Foreclosed Property	
RECREATION and CONSERVATION		Other	4,588,750	Balance December 31, 1981	20,365.85
Beaches and Boardwalks		Total	4,792,750	PROPERTY ACQUIRED BY DEED OR FORECLOSURE	
Parks, Playgrounds, Shade Trees	35,020.00	ISSUED AND OUTSTANDING		Balance January 1, 1981	6,630.00
Land Reclamation & Conservation		School	145,000.00	Transfers From Taxes or Liens	
Other Recreational Services	51,935.00	Self-Liquidating	59,000.00	Sale for Cash (1981)	
EDUCATION (excluding schools)		Other	4,570,550.00	Cancelled, Abated or Adjusted (1981)	
Libraries	18,700.00	Total	4,774,550.00	Balance December 31, 1981	6,630.00
Other Educational Services		EQUALIZED VALUATION BASIS		CURRENT FINANCES DECEMBER 31, 1981	
STATUTORY EXPENDITURES		FOR NET DEBT COMPUTATION	253,512,838	ASSETS	
Pensions & F. I. C. A.	125,970.00	REAL PROPERTY VALUATIONS		Cash Dec. 31, 1981	1,419,043.28
Employee Fringe Benefits		Code Class # of Parcels % VAL'N		Taxes Receivable	82,609.54
Other Statutory Expenditures	4,500.00	1 Vacant Land 308 2.06	2,096,600.00	Tax Title Liens	20,365.85
CETA And Other Public Employment Programs	3,101.00	2 Residential 1710 50.13	51,018,415.00	Foreclosed Property	6,630.00
MUNICIPAL FUNCTIONS TOTAL	2,405,383.00	3 Farm		Emergencies & Other Deferred Charges	10,448.58
CAPITAL IMPROVEMENTS *MEMO*	4,551.23	4a Commercial 69 16.78	17,077,045.00	State and Federal Aid Receivable	90,601.54
DEBT SERVICE		4b Industrial 7 31.03	31,583,800.00	Other Receivables	3,159.63
Principal Payments	227,950.00	4c Apartments		Total	1,632,858.42
Interest Payments	224,076.50	Total 2094	101,775,860.00	LIABILITIES, RESERVES, AND SURPLUS	
DEFERRED CHARGES	1,313.37	Land Area 2.60 Sq. Miles		Cash Liabilities	545,450.70
SCHOOL, COUNTY, SPECIAL DISTRICT TAXES	4,006,401.91	Net Valuation Taxable-Municipal	102,885,155	Reserves for Receivables	112,765.02
RESERVE FOR UNCOLLECTED TAXES	282,166.24	Net Valuation Taxable-County	334,386,341	Surplus Dec. 31, 1981	974,642.70
EXPENDITURES TOTAL	7,147,291.02	State Equalized Valuation	319,764,677	Total	1,632,858.42
		State Equalization Ratio	31.54		

Population 1980 **16,614**
 Population 1981 **16,562**
 S & P Rating
 Moody Rating **AA**

General Tax Rate Per \$100. **3.47**
 State Equalized Tax Rate **2.59**

MORRISTOWN TOWN – MORRIS COUNTY
Form of Government:
Mayor–Council Plan F (OMCL 50)
Number of Members on Governing Body – 7

PER CAPITA:
 Gross Debt **3,063.45**
 Net Debt **1,159.29**
 Debt Service **79.32**
 Total Tax Levy **647.77**
 Municipal Expenditures **594.25**

PER CENT:
 Gross Debt **15.18**
 Net Debt **5.74**
 Tax Levy Collected **96.27**
 Tax Levy Cancelled, Abated or Adjusted **.46**

EXPENDITURES		REVENUES-REALIZED		1981 PROPERTY TAX	
GENERAL GOVERNMENT		1981 Property Taxes Collected		STATE EQUALIZED TAX RATE →	
Governing Body & Public Boards	34,750.00	1981 Payments in Lieu of Taxes		Local District School Taxes	
Municipal Clerk	87,043.00	Delinquent Tax & Lien Collections		Regional & Consolidated School Tax 1.32	
Financial Administration	155,553.00	Business Personalty Replacement Taxes		School Taxes in Municipal Budget	
Assessment of Taxes	45,500.00	Taxes from Public Utilities		County Taxes .34	
Collection of Taxes	188,165.00	Other Miscellaneous Tax Revenues		County Library Taxes	
Planning, Housing & Development	28,150.00	State Aid Revenues		Local Municipal Purpose Taxes .93	
Human Resources	1,200.00	Federal Aid Revenues		Veteran & Senior Citizen Taxes	
Elections	4,500.00	State and Local Fiscal Assistance Act Utilized		Total Taxes for Rate Computation 2.59	
General Administration (other)	906,406.00	Sale of Acquired Property		Special District Taxes	
JUDICIARY	115,380.00	Other Miscellaneous Revenues		Bank Corp. Taxes	
Municipal Courts	772,275.00	Total		Added and Omitted Taxes	
PUBLIC SAFETY	1,575,100.00	Prior Years Surplus Appropriated		Total Taxes Levied - ABSTRACT	
Fire Protection	5,975.00	REVENUES TOTAL		Total Taxes Billed	
Police Protection	144,725.00	Reserve For Uncollected Taxes		1981 TAXES COLLECTED	
Civil Defense & Disaster Control	9,630,573.80	CAPITAL OUTLAY TOTAL		1981 Taxes Cancelled, Abated or Adjusted	
Environmental Inspection & Control	395,515.82	Public Enterprises		Transfer to Tax Title Liens or Foreclosed	
Other Public Safety	235,705.12	Recreation—Culture		Balance Outstanding Dec. 31, 1981	
PUBLIC WORKS	8,999,675.61	Public Works		PRIOR YEARS TAXES OUTSTANDING	
Streets and Drainage	77.25	Buildings and Grounds		Balance January 1, 1981	
Sewers and Sewage Processing	395,515.82	Library and Education		Collected in 1981	
Garbage and Trash Disposal	235,705.12	Conservation		Cancelled, Abated or Adjusted 1981	
Public Buildings and Grounds	8,999,675.61	All Other		Transfers to Tax Title Liens or Foreclosed	
Other Public Works	77.25	CAPITAL DEBT AUTHORIZED, DECEMBER 31, 1981		Balance December 31, 1981	
HEALTH and WELFARE	395,515.82	ISSUED AND UNISSUED GROSS DEBT NET DEBT		TAX TITLE LIENS OUTSTANDING	
Health Services Except Environmental	235,705.12	School 4,466,800		Balance January 1, 1981	
Welfare-Public Assistance	235,705.12	Self-liquidating 2,539,000		Transfer From Taxes	
Hospitals, Clinics, First Aid	43,731,000	Other 16,661,128		Redeemed in 1981	
Animal, Insect, & Rodent Control	50,736,800	Total 19,200,128		Cancelled, Abated or Adjusted (1981)	
Other Welfare Services	19,200,128	ISSUED AND OUTSTANDING		Transfers to Foreclosed Property	
RECREATION and CONSERVATION	19,200,128	School		Balance December 31, 1981	
Beaches and Boardwalks	395,515.82	Self-Liquidating		PROPERTY ACQUIRED BY DEED OR	
Parks, Playgrounds, Shade Trees	235,705.12	Other		FORECLOSURE	
Land Reclamation & Conservation	8,999,675.61	Total		Balance January 1, 1981	
Other Recreational Services	77.25	EQUALIZED VALUATION BASIS		Transfers From Taxes or Liens	
EDUCATION (excluding schools)	395,515.82	FOR NET DEBT COMPUTATION		Sale for Cash (1981)	
Libraries	235,705.12	REAL PROPERTY VALUATIONS		Cancelled, Abated or Adjusted (1981)	
Other Educational Services	8,999,675.61	Code Class # of Parcels % VAL'N		Balance December 31, 1981	
STATUTORY EXPENDITURES	77.25	ASSESSED VALUATION		CURRENT FINANCES DECEMBER 31, 1981	
Pensions & F. I. C. A.	395,515.82	1 Vacant Land 300 1.13		ASSETS	
Employee Fringe Benefits	235,705.12	2 Residential 2760 47.75		Cash Dec. 31, 1981	
Other Statutory Expenditures	8,999,675.61	3 Farm		Taxes Receivable	
CETA And Other Public Employment Programs	77.25	4a Commercial 488 35.96		Tax Title Liens	
MUNICIPAL FUNCTIONS TOTAL	395,515.82	4b Industrial 22 2.34		Foreclosed Property	
CAPITAL IMPROVEMENTS *MEMU*	235,705.12	4c Apartments 61 12.82		Emergencies & Other Deferred Charges	
DEBT SERVICE	8,999,675.61	Total 3631		State and Federal Aid Receivable	
Principal Payments	395,515.82	Land Area 2.86 Sq. Miles		Other Receivables	
Interest Payments	235,705.12	Net Valuation Taxable-Municipal		Total	
DEFERRED CHARGES	8,999,675.61	Net Valuation Taxable-County		LIABILITIES, RESERVES, AND SURPLUS	
SCHOOL, COUNTY, SPECIAL DISTRICT TAXES	77.25	State Equalized Valuation		Cash Liabilities	
RESERVE FOR UNCOLLECTED TAXES	395,515.82	State Equalization Ratio		Reserves for Receivables	
EXPENDITURES TOTAL	235,705.12			Surplus Dec. 31, 1981	

1420
 Population 1980 4,251
 Population 1981 4,224
 S & P Rating
 Moody Rating
 General Tax Rate Per \$100. 3.47
 State Equalized Tax Rate 2.43

MOUNT ARLINGTON BORO. - MORRIS CO.
Form of Government:
Borough Council
Number of Members on Governing Body - 6

PER CAPITA
 Gross Debt 248.24
 Net Debt 67.37
 Debt Service 6.98
 Total Tax Levy 426.78
 Municipal Expenditures 249.37
 PER CENT:
 Gross Debt 1.48
 Net Debt .40
 Tax Levy Collected 93.35
 Tax Levy Cancelled, Abated or Adjusted .07

EXPENDITURES		REVENUES-REALIZED		1981 PROPERTY TAX	
GENERAL GOVERNMENT				STATE EQUALIZED TAX RATE	
Governing Body & Public Boards		1981 Property Taxes Collected	1,803,345.19	Local District School Taxes 1.49	1,179,375.00
Municipal Clerk		1981 Payments in Lieu of Taxes		Regional & Consolidated School Tax	
Financial Administration	5,820.00	Delinquent Tax & Lien Collections	79,012.70	School Taxes in Municipal Budget	
Assessment of Taxes	10,150.00	Business Personalty Replacement Taxes	18,030.52	County Taxes .31	242,752.55
Collection of Taxes	14,285.00	Taxes from Public Utilities	148,945.00	County Library Taxes	
Planning, Housing & Development	14,410.00	Other Miscellaneous Tax Revenues		Local Municipal Purpose Taxes .63	501,156.38
Human Resources		State Aid Revenues	32,730.72	Veteran & Senior Citizen Taxes	21,050.00
Elections	2,310.00	Federal Aid Revenues		Total Taxes for Rate Computation 2.43	1,944,334.53
General Administration (other)	143,874.88	State and Local Fiscal Assistance Act Utilized	64,345.25	Special District Taxes	
JUDICIARY		Sale of Acquired Property		Bank Corp. Taxes	2,108.84
Municipal Courts	12,995.00	Other Miscellaneous Revenues	119,466.92	Added and Omitted Taxes	4,032.22
PUBLIC SAFETY		Total	2,265,880.30	Total Taxes Levied - ABSTRACT	1,929,425.39
Fire Protection	25,589.00	Prior Years Surplus Appropriated	146,812.00	Total Taxes Billed	1,931,854.51
Police Protection	217,970.00	REVENUES TOTAL	2,412,692.30	1981 TAXES COLLECTED	1,803,349.19
Civil Defense & Disaster Control	1,200.00	Reserve For Uncollected Taxes	156,892.51	1981 Taxes Cancelled, Abated or Adjusted	1,412.25
Environmental Inspection & Control	6,180.00			Transfer to Tax Title Liens or Foreclosed	10,017.52
Other Public Safety				Balance Outstanding Dec. 31, 1981	111,075.51
PUBLIC WORKS		CAPITAL OUTLAY TOTAL	15,604.74	PRIOR YEARS TAXES OUTSTANDING	
Streets and Drainage	173,666.00	Public Enterprises		Balance January 1, 1981	82,229.11
Sewers and Sewage Processing		Recreation—Culture		Collected in 1981	77,060.24
Garbage and Trash Disposal	26,030.00	Public Works	11,708.04	Cancelled, Abated or Adjusted 1981	
Public Buildings and Grounds	36,600.00	Buildings and Grounds	3,856.70	Transfers to Tax Title Liens or Foreclosed	4,565.46
Other Public Works		Library and Education		Balance December 31, 1981	203.41
HEALTH and WELFARE		Conservation		TAX TITLE LIENS OUTSTANDING	
Health Services Except Environmental	13,608.00	All Other		Balance January 1, 1981	50,349.17
Welfare-Public Assistance	1,765.00			Transfer From Taxes	22,106.37
Hospitals, Clinics, First Aid	500.00			Redeemed in 1981	1,552.46
Animal, Insect, & Rodent Control	1,520.00			Cancelled, Abated or Adjusted (1981)	
Other Welfare Services				Transfers to Foreclosed Property	
RECREATION and CONSERVATION				Balance December 31, 1981	70,503.08
Beaches and Boardwalks	4,970.00			PROPERTY ACQUIRED BY DEED OR FORECLOSURE	
Parks, Playgrounds, Shade Trees				Balance January 1, 1981	158,300.00
Land Reclamation & Conservation	13,250.00			Transfers From Taxes or Liens	
Other Recreational Services				Sale for Cash (1981)	
EDUCATION (excluding schools)				Cancelled, Abated or Adjusted (1981)	
Libraries	23,940.00			Balance December 31, 1981	158,300.00
Other Educational Services				CURRENT FINANCES DECEMBER 31, 1981	
STATUTORY EXPENDITURES				ASSETS	
Pensions & F. I. C. A.	54,100.00			Cash Dec. 31, 1981	449,082.67
Employee Fringe Benefits	18,000.00			Taxes Receivable	111,278.92
Other Statutory Expenditures	4,000.00			Tax Title Liens	70,503.08
CETA And Other Public Employment Programs				Foreclosed Property	158,300.00
MUNICIPAL FUNCTIONS TOTAL	830,732.88			Emergencies & Other Deferred Charges	11,270.02
CAPITAL IMPROVEMENTS *MEMO*	3,000.00			State and Federal Aid Receivable	1,687.84
DEBT SERVICE				Other Receivables	80,531.46
Principal Payments	20,000.00			Total	882,653.99
Interest Payments	9,479.88			LIABILITIES, RESERVES, AND SURPLUS	
DEFERRED CHARGES	36,241.23			Cash Liabilities	172,195.39
SCHOOL, COUNTY, SPECIAL DISTRICT TAXES	1,422,127.95			Reserves for Receivables	420,613.46
RESERVE FOR UNCOLLECTED TAXES	156,892.51			Surplus Dec. 31, 1981	289,845.14
EXPENDITURES TOTAL	2,475,474.45			Total	882,653.99

0425
Population 1980 4,863
Population 1981 4,843
S & P Rating
Moody Rating

General Tax Rate Per \$100. 5.08
State Equalized Tax Rate 2.97

MOUNT EPHRAIM BORO. - CAMDEN CO.
Form of Government:
Commission (1911)
Number of Members on Governing Body - 3

PER CAPITA:
Gross Debt 111.40
Net Debt 111.40
Debt Service 27.50
Total Tax Levy 437.25
Municipal Expenditures 220.28

PER CENT:
Gross Debt .81
Net Debt .81
Tax Levy Collected 98.42
Tax Levy Cancelled, Abated or Adjusted

EXPENDITURES		REVENUES-REALIZED		1981 PROPERTY TAX	
GENERAL GOVERNMENT				STATE EQUALIZED TAX RATE → 1.19	
Governing Body & Public Boards	1,320.00	1981 Property Taxes Collected	2,087,749.78	Local District School Taxes	851,069.00
Municipal Clerk		1981 Payments in Lieu of Taxes		Regional & Consolidated School Tax	
Financial Administration	9,500.00	Delinquent Tax & Lien Collections	54,979.26	School Taxes in Municipal Budget	
Assessment of Taxes	3,710.00	Business Personalty Replacement Taxes	32,156.56	County Taxes	1.15 *
Collection of Taxes	13,162.01	Taxes from Public Utilities	213,451.00	County Library Taxes	.03
Planning, Housing & Development	6,200.00	Other Miscellaneous Tax Revenues		Local Municipal Purpose Taxes	.59
Human Resources		State Aid Revenues	77,920.55	Veteran & Senior Citizen Taxes	
Elections		Federal Aid Revenues	3,582.73	Total Taxes for Rate Computation	2.96
General Administration (other)	140,812.82	State and Local Fiscal Assistance Act Utilized	40,055.00	Special District Taxes	
JUDICIARY		Sale of Acquired Property		Bank Corp. Taxes	351.44
Municipal Courts	20,028.00	Other Miscellaneous Revenues	135,832.24	Added and Omitted Taxes	5,032.35
PUBLIC SAFETY		Total	2,645,807.12	Total Taxes Levied - ABSTRACT	2,117,611.68
Fire Protection	25,625.00	Prior Years Surplus Appropriated	184,205.67	Total Taxes Billed	2,121,184.09
Police Protection	217,990.30	REVENUES TOTAL	2,830,012.79	1981 TAXES COLLECTED	2,087,749.78
Civil Defense & Disaster Control	25.00	Reserve For Uncollected Taxes	151,521.94	1981 Taxes Cancelled, Abated or Adjusted	
Environmental Inspection & Control	6,550.00	CAPITAL OUTLAY TOTAL	150,205.30	Transfer to Tax Title Liens or Foreclosed	
Other Public Safety				Balance Outstanding Dec. 31, 1981	33,434.31
PUBLIC WORKS				PRIOR YEARS TAXES OUTSTANDING	
Streets and Drainage	80,078.34	Public Enterprises		Balance January 1, 1981	51,964.10
Sewers and Sewage Processing	72,396.51	Recreation—Culture		Collected in 1981	51,407.91
Garbage and Trash Disposal	58,200.00	Public Works	150,205.30	Cancelled, Abated or Adjusted 1981	
Public Buildings and Grounds	22,970.00	Buildings and Grounds		Transfers to Tax Title Liens or Foreclosed	
Other Public Works		Library and Education		Balance December 31, 1981	556.19
HEALTH and WELFARE		Conservation		TAX TITLE LIENS OUTSTANDING	
Health Services Except Environmental	201.00	All Other		Balance January 1, 1981	4,096.34
Welfare-Public Assistance	4,150.00	CAPITAL DEBT AUTHORIZED, DECEMBER 31, 1981		Transfer From Taxes	
Hospitals, Clinics, First Aid		ISSUED AND UNISSUED GROSS DEBT NET DEBT		Redeemed in 1981	3,571.35
Animal, Insect, & Radent Control		School		Cancelled, Abated or Adjusted (1981)	
Other Welfare Services		Self-liquidating	539,504	Transfers to Foreclosed Property	
RECREATION and CONSERVATION		Other	539,504	Balance December 31, 1981	524.99
Beaches and Boardwalks		Total	539,504	PROPERTY ACQUIRED BY DEED OR FORECLOSURE	
Parks, Playgrounds, Shade Trees	5,600.00	ISSUED AND OUTSTANDING		Balance January 1, 1981	5,735.00
Land Reclamation & Conservation	50.00	School		Transfers From Taxes or Liens	
Other Recreational Services		Self-liquidating		Sale for Cash (1981)	
EDUCATION (excluding schools)		Other		Cancelled, Abated or Adjusted (1981)	
Libraries	3,380.00	Total	376,500.00	Balance December 31, 1981	5,735.00
Other Educational Services		EQUALIZED VALUATION BASIS		CURRENT FINANCES DECEMBER 31, 1981	
STATUTORY EXPENDITURES		FOR NET DEBT COMPUTATION	66,774,298	ASSETS	
Pensioners & F. I. C. A.	45,859.71	REAL PROPERTY VALUATIONS		Cash Dec. 31, 1981	390,523.33
Employee Fringe Benefits	15,800.00	Code Class # of Parcels % VAL'N		Taxes Receivable	33,990.50
Other Statutory Expenditures	2,500.00	1 Vacant Land 78 1.10	451,575.00	Tax Title Liens	524.99
CETA And Other Public Employment Programs	15,184.87	2 Residential 1543 79.33	32,687,420.00	Foreclosed Property	5,735.00
MUNICIPAL FUNCTIONS		3 Farm		Emergencies & Other Deferred Charges	3,217.44
CAPITAL IMPROVEMENTS *MEMO*	7,000.00	4a Commercial 90 15.36	6,329,250.00	State and Federal Aid Receivable	17,041.16
DEBT SERVICE		4b Industrial 5 .62	256,350.00	Other Receivables	59,530.39
Principal Payments	102,047.50	4c Apartments 9 3.59	1,480,700.00	Total	516,562.81
Interest Payments	31,152.50	Total 1725	41,205,255.00	LIABILITIES, RESERVES, AND SURPLUS	
DEFERRED CHARGES		Land Area .90 Sq. Miles		Cash Liabilities	70,048.54
SCHOOL, COUNTY, SPECIAL DISTRICT TAXES	2,810.20	Net Valuation Taxable-Municipal	41,641,370	Reserves for Receivables	99,780.88
RESERVE FOR UNCOLLECTED TAXES	151,521.94	Net Valuation Taxable-County	68,568,676	Surplus Dec. 31, 1981	346,733.39
EXPENDITURES TOTAL	2,759,053.59	State Equalized Valuation	70,981,043	Total	516,562.81
		State Equalization Ratio	58.41		

Population 1980 10,818
 Population 1981 10,812
 S & P Rating
 Moody Rating BAA-1

General Tax Rate Per \$100.

3.69

State Equalized Tax Rate

2.94

MOUNT HOLLY TWP. - BURLINGTON CO.**Form of Government:****Council-Manager Plan A (OMCL 50)****Number of Members on Governing Body - 5****PER CAPITAL:**

Gross Debt 134.75
 Net Debt 66.95
 Debt Service 15.45
 Total Tax Levy 395.29
 Municipal Expenditures 237.55

PER CENT:

Gross Debt 1.15
 Net Debt .57
 Tax Levy Collected 94.23
 Tax Levy Cancelled, Abated or Adjusted .52

EXPENDITURES		REVENUES-REALIZED		1981 PROPERTY TAX	
GENERAL GOVERNMENT				STATE EQUALIZED TAX RATE	
Governing Body & Public Boards		1981 Property Taxes Collected	4,017,314.18	Local District School Taxes 1.01	1,459,359.46
Municipal Clerk		1981 Payments in Lieu of Taxes		Regional & Consolidated School Tax .76	1,097,220.68
Financial Administration	79,730.00	Delinquent Tax & Lien Collections	241,525.26	School Taxes in Municipal Budget	
Assessment of Taxes	18,705.00	Business Personalty Replacement Taxes	157,668.24	County Taxes .58	836,225.98
Collection of Taxes	4,725.00	Taxes from Public Utilities	613,451.00	County Library Taxes .03	45,686.13
Planning, Housing & Development	7,615.00	Other Miscellaneous Tax Revenues		Local Municipal Purpose Taxes .55	800,363.00
Human Resources		State Aid Revenues	218,530.25	Veteron & Senior Citizen Taxes	55,900.00
Elections	4,695.00	Federal Aid Revenues	20,111.22	Total Taxes for Rate Computation 2.93	4,334,755.25
General Administration (other)	230,599.07	State and Local Fiscal Assistance Act Utilized	122,764.00	Special District Taxes	
JUDICIARY		Sale of Acquired Property	6,608.92	Bank Corp. Taxes	26,322.29
Municipal Courts	34,327.00	Other Miscellaneous Revenues	245,614.57	Added and Omitted Taxes	8,648.55
PUBLIC SAFETY		Total	5,643,627.64	Total Taxes Levied - ABSTRACT	4,273,826.09
Fire Protection	79,440.00	Prior Years Surplus Appropriated	305,528.00	Total Taxes Billed	4,263,382.36
Police Protection	706,947.00	REVENUES TOTAL	5,549,165.64	1981 TAXES COLLECTED	4,017,314.18
Civil Defense & Disaster Control		Reserve For Uncollected Taxes	295,479.51	1981 Taxes Cancelled, Abated or Adjusted	22,175.55
Environmental Inspection & Control	43,213.00	CAPITAL OUTLAY TOTAL	121,358.08	Transfer to Tax Title Liens or Foreclosed	40,868.34
Other Public Safety				Balance Outstanding Dec. 31, 1981	183,024.29
PUBLIC WORKS				PRIOR YEARS TAXES OUTSTANDING	
Streets and Drainage	261,486.00	Public Enterprises		Balance January 1, 1981	226,919.97
Sewers and Sewage Processing		Recreation—Culture		Collected in 1981	203,141.24
Garbage and Trash Disposal	94,200.00	Public Works	46,430.08	Cancelled, Abated or Adjusted 1981	61.20
Public Buildings and Grounds	94,308.00	Buildings and Grounds	74,928.00	Transfers to Tax Title Liens or Foreclosed	19,406.05
Other Public Works		Library and Education		Balance December 31, 1981	4,311.48
HEALTH and WELFARE		Conservation		TAX TITLE LIENS OUTSTANDING	
Health Services Except Environmental	13,935.00	All Other		Balance January 1, 1981	74,231.57
Welfare-Public Assistance	18,670.00			Transfer From Taxes	62,858.85
Hospitals, Clinics, First Aid		CAPITAL DEBT AUTHORIZED, DECEMBER 31, 1981		Redeemed in 1981	38,384.02
Animal, Insect, & Rodent Control	2,354.00	ISSUED AND UNISSUED		Cancelled, Abated or Adjusted (1981)	
Other Welfare Services		School	731,048	Transfers to Foreclosed Property	
RECREATION and CONSERVATION		Self-Liquidating	725,845	Balance December 31, 1981	98,706.40
Beaches and Boardwalks		Other	723,845	PROPERTY ACQUIRED BY DEED OR FORECLOSURE	
Parks, Playgrounds, Shade Trees	51,396.00	Total	1,456,894	Balance January 1, 1981	43,555.00
Land Reclamation & Conservation		ISSUED AND OUTSTANDING		Transfers From Taxes or Liens	
Other Recreational Services	68,220.00	School	731,048.47	Sale for Cash (1981)	
EDUCATION (excluding schools)		Self-Liquidating	594,208.00	Cancelled, Abated or Adjusted (1981)	
Libraries	27,500.00	Other	1,325,256.47	Balance December 31, 1981	43,555.00
Other Educational Services		Total		CURRENT FINANCES DECEMBER 31, 1981	
STATUTORY EXPENDITURES		EQUALIZED VALUATION BASIS		ASSETS	
Pensions & F. I. C. A.	142,511.03	FOR NET DEBT COMPUTATION	126,586,662	Cash Dec. 31, 1981	754,323.02
Employee Fringe Benefits	43,600.00	REAL PROPERTY VALUATIONS		Taxes Receivable	187,335.77
Other Statutory Expenditures	7,000.00	Code Class # of Parcels % VAL'N	ASSESSED VALUATION	Tax Title Liens	98,706.40
CETA And Other Public Employment Programs	16,018.00	1 Vacant Land 189 1.68	1,839,210.00	Foreclosed Property	43,555.00
MUNICIPAL FUNCTIONS		2 Residential 3153 79.41	86,981,800.00	Emergencies & Other Deferred Charges	4,586.16
CAPITAL IMPROVEMENTS *MEMU*	2,051,194.51	3 Farm 11 .17	190,040.00	State and Federal Aid Receivable	
DEBT SERVICE		4a Commercial 210 14.25	15,613,750.00	Other Receivables	126,134.20
Principal Payments	141,542.00	4b Industrial 16 2.93	3,211,280.00	Total	1,214,640.55
Interest Payments	25,459.00	4c Apartments 10 1.55	1,698,300.00	LIABILITIES, RESERVES, AND SURPLUS	
		Total 3589	109,534,380.00	Cash Liabilities	328,905.72
DEFERRED CHARGES		Land Area 2.91 Sq. Miles		Reserves for Receivables	383,378.37
SCHOOL, COUNTY, SPECIAL DISTRICT TAXES	54,723.49	Net Valuation Taxable-Municipal	115,137,319	Surplus Dec. 31, 1981	502,356.46
SCHOOL, COUNTY, SPECIAL DISTRICT TAXES	3,436,492.25	Net Valuation Taxable-County	136,840,136	Total	1,214,640.55
RESERVE FOR UNCOLLECTED TAXES	295,479.51	State Equalized Valuation	143,001,231		
EXPENDITURES TOTAL	6,006,890.35	State Equalization Ratio	79.73		

Population 1980 17,614
 Population 1981 18,833
 S & P Rating
 Moody Rating A

General Tax Rate Per \$100. 2.99
 State Equalized Tax Rate 2.28

MOUNT LAUREL TWP. - BURLINGTON CO.

Form of Government:

Council-Manager Plan E (OMCL 50)

Number of Members on Governing Body - 5

PER CAPITA:

Gross Debt 466.44
 Net Debt 223.98
 Debt Service 45.97
 Total Tax Levy 616.89
 Municipal Expenditures 247.20

PER CENT:

Gross Debt 2.08
 Net Debt 1.00
 Tax Levy Collected 96.75
 Tax Levy Cancelled, Abated or Adjusted .96

EXPENDITURES		REVENUES-REALIZED		1981 PROPERTY TAX	
GENERAL GOVERNMENT				STATE EQUALIZED TAX RATE → .91	
Governing Body & Public Boards	14,833.00	1981 Property Taxes Collected	11,235,556.70	Local District School Taxes	4,500,054.00
Municipal Clerk	62,853.00	1981 Payments in Lieu of Taxes		Regional & Consolidated School Tax	2,692,457.73
Financial Administration	85,670.00	Delinquent Tax & Lien Collections	276,437.07	School Taxes in Municipal Budget	
Assessment of Taxes	46,864.00	Business Personalty Replacement Taxes	153,215.92	County Taxes	2,863,403.13
Collection of Taxes	25,766.00	Taxes from Public Utilities	936,564.00	County Library Taxes	
Planning, Housing & Development	45,239.00	Other Miscellaneous Tax Revenues		Local Municipal Purpose Taxes	1,164,000.00
Human Resources		State Aid Revenues	100,460.58	Veteran & Senior Citizen Taxes	94,900.00
Elections		Federal Aid Revenues	15,050.14	Total Taxes for Rate Computation	2.28 11,314,814.86
General Administration (other)	302,352.00	State and Local Fiscal Assistance Act Utilized	132,670.60	Special District Taxes	
JUDICIARY		Sale of Acquired Property		Bank Corp. Taxes	17,611.38
Municipal Courts	47,001.00	Other Miscellaneous Revenues	1,340,442.13	Added and Omitted Taxes	380,447.87
PUBLIC SAFETY		Total	14,190,437.34	Total Taxes Levied - ABSTRACT	11,617,974.11
Fire Protection	135,558.00	Prior Years Surplus Appropriated	1,251,754.85	Total Taxes Billed	11,613,338.05
Police Protection	896,524.80	REVENUES TOTAL	15,482,232.19	1981 TAXES COLLECTED	11,235,596.70
Civil Defense & Disaster Control	1,000.00	Reserve For Uncollected Taxes	500,829.28	1981 Taxes Cancelled, Abated or Adjusted	111,560.90
Environmental Inspection & Control	66,344.00	CAPITAL OUTLAY TOTAL	679,427.65	Transfer to Tax Title Liens or Foreclosed	15,255.51
Other Public Safety		Public Enterprises		Balance Outstanding Dec. 31, 1981	250,924.54
PUBLIC WORKS		Recreation—Culture	6,500.00	PRIOR YEARS TAXES OUTSTANDING	
Streets and Drainage	549,225.00	Public Works	641,070.52	Balance January 1, 1981	319,289.73
Sewers and Sewage Processing		Buildings and Grounds	31,857.13	Collected in 1981	250,603.57
Gorbage and Trosh Disposal	265,341.00	Library and Education		Cancelled, Abated or Adjusted 1981	458.59
Public Buildings and Grounds	81,778.00	Conservation		Transfers to Tax Title Liens or Foreclosed	7,688.63
Other Public Works	20,000.00	All Other		Balance December 31, 1981	60,540.14
HEALTH and WELFARE		CAPITAL DEBT AUTHORIZED, DECEMBER 31, 1981		TAX TITLE LIENS OUTSTANDING	
Health Services Except Environmental	1,385.00	ISSUED AND UNISSUED		Balance January 1, 1981	48,171.72
Welfare-Public Assistance	6,202.00	SCHOOL	4,566,278	Transfer From Taxes	23,913.74
Hospitals, Clinics, First Aid		Self-liquidating	4,218,265	Redeemed in 1981	25,833.10
Animol, Insect, & Rodent Control		Other	4,218,265	Cancelled, Abated or Adjusted (1981)	906.94
Other Welfare Services		Total	8,784,544	Transfers to Foreclosed Property	
RECREATION and CONSERVATION		ISSUED AND OUTSTANDING		Balance December 31, 1981	45,345.42
Beaches and Boordwalks		SCHOOL	4,566,278.88	PROPERTY ACQUIRED BY DEED OR FORECLOSURE	
Parks, Playgrounds, Shade Trees	92,611.00	Self-Liquidating	4,195,047.00	Balance January 1, 1981	2,146,000.00
Land Reclamation & Conservation	360.00	Other	6,761,325.88	Transfers From Taxes or Liens	
Other Recreational Services	2,000.00	Total		Sale for Cash (1981)	
EDUCATION (excluding schools)		EQUALIZED VALUATION BASIS		Cancelled, Abated or Adjusted (1981)	
Libraries	124,000.00	FOR NET DEBT COMPUTATION	422,687,138	Balance December 31, 1981	2,146,000.00
Other Educational Services		REAL PROPERTY VALUATIONS		CURRENT FINANCES DECEMBER 31, 1981	
STATUTORY EXPENDITURES		Code Class # of Parcels % VAL'N		ASSETS	
Pensions & F. I. C. A.	230,312.30	1 Vacant Land 1895 5.73	21,338,550.00	Cash Dec. 31, 1981	5,828,478.03
Employee Fringe Benefits	73,572.00	2 Residential 4896 64.06	238,402,655.00	Taxes Receivable	311,465.08
Other Statutory Expenditures	9,000.00	3 Farm 292 2.47	9,188,620.00	Tax Title Liens	45,345.42
CETA And Other Public Employment Programs	26,084.00	4a Commercial 124 13.00	48,363,100.00	Foreclosed Property	2,146,000.00
MUNICIPAL FUNCTIONS TOTAL	3,227,875.10	4b Industrial 52 12.73	47,386,700.00	Emergencies & Other Deferred Charges	8,300.00
CAPITAL IMPROVEMENTS *MEMU*	64,740.00	4c Apartments 4 2.01	7,478,100.00	State and Federal Aid Receivable	2,376.10
DEBT SERVICE		Total 7263	372,157,725.00	Other Receivables	108,806.20
Principal Payments	620,243.00	Land Area 22.15 Sq. Miles		Total	8,450,770.83
Interest Payments	245,480.25	Net Valuation Taxable-Municipal	375,681,924	LIABILITIES, RESERVES, AND SURPLUS	
DEFERRED CHARGES	61,052.91	Net Valuation Taxable-County	471,165,719	Cash Liabilities	4,151,977.66
SCHOOL, COUNTY, SPECIAL DISTRICT TAXES	10,055,914.86	State Equalized Valuation	451,343,598	Reserves for Receivables	2,611,616.70
RESERVE FOR UNCOLLECTED TAXES	500,829.28	State Equalization Ratio	76.29	Surplus Dec. 31, 1981	1,647,176.47
EXPENDITURES TOTAL	14,711,395.40			Total	8,450,770.83

Population 1980 18,748
 Population 1981 19,005
 S & P Rating
 Moody Rating A

General Tax Rate Per \$100. 4.42
 State Equalized Tax Rate 2.23

MOUNT OLIVE TOWNSHIP - MORRIS CO.

Form of Government:

Mayor-Council Plan E (OMCL 50)

Number of Members on Governing Body - 5

PER CAPITA:

Gross Debt 897.82
 Net Debt 268.87
 Debt Service 3.13
 Total Tax Levy 540.42
 Municipal Expenditures 202.09

PER CENT:

Gross Debt 4.60
 Net Debt 1.38
 Tax Levy Collected 55.09
 Tax Levy Cancelled, Abated or Adjusted .08

EXPENDITURES		REVENUES-REALIZED		1981 PROPERTY TAX	
GENERAL GOVERNMENT				STATE EQUALIZED TAX RATE →	
Governing Body & Public Boards	37,436.00	1981 Property Taxes Collected	9,759,705.10	Local District School Taxes 1.50	6,427,633.36
Municipal Clerk	51,621.00	1981 Payments in Lieu of Taxes		Regional & Consolidated School Tax	
Financial Administration	47,841.95	Delinquent Tax & Lien Collections	405,450.19	School Taxes in Municipal Budget	
Assessment of Taxes	41,171.00	Business Personalty Replacement Taxes	89,289.72	County Taxes .34	1,462,075.61
Collection of Taxes	41,829.00	Taxes from Public Utilities	567,654.00	County Library Taxes .01	56,582.97
Planning, Housing & Development	91,558.00	Other Miscellaneous Tax Revenues		Local Municipal Purpose Taxes .37	1,579,112.50
Human Resources	17,250.00	State Aid Revenues	158,981.14	Veteran & Senior Citizen Taxes	71,600.00
Elections	4,050.00	Federal Aid Revenues	24,462.43	Total Taxes for Rate Computation 2.22	9,597,804.44
General Administration (other)	411,418.93	State and Local Fiscal Assistance Act Utilized	145,213.01	Special District Taxes	619,448.14
JUDICIARY		Sole of Acquired Property		Bank Corp. Taxes	8,664.50
Municipal Courts	54,935.00	Other Miscellaneous Revenues	426,275.49	Added and Omitted Taxes	116,431.34
PUBLIC SAFETY		Total	11,577,031.08	Total Taxes Levied - ABSTRACT	10,270,748.42
Fire Protection	69,155.90	Prior Years Surplus Appropriated	497,000.00	Total Taxes Billed	10,263,985.21
Police Protection	831,888.00	REVENUES TOTAL	12,474,031.08	1981 TAXES COLLECTED	9,759,705.10
Civil Defense & Disaster Control	6,887.00	Reserve For Uncollected Taxes	539,306.52	1981 Taxes Cancelled, Abated or Adjusted	8,642.86
Environmental Inspection & Control	67,917.00	CAPITAL OUTLAY TOTAL	531,233.47	Transfer to Tax Title Liens or Foreclosed	89,170.72
Other Public Safety	5,000.00	Public Enterprises	191,592.11	Balance Outstanding Dec. 31, 1981	406,466.53
PUBLIC WORKS		Recreation—Culture		PRIOR YEARS TAXES OUTSTANDING	
Streets and Drainage	559,579.23	Public Works	39,276.95	Balance January 1, 1981	298,655.40
Sewers and Sewage Processing		Buildings and Grounds	699,964.41	Collected in 1981	263,259.34
Garbage and Trash Disposal	107,315.00	Library and Education		Cancelled, Abated or Adjusted 1981	9,278.76
Public Buildings and Grounds	39,331.00	Conservation		Transfers to Tax Title Liens or Foreclosed	15,456.21
Other Public Works		All Other		Balance December 31, 1981	10,661.09
HEALTH and WELFARE		CAPITAL DEBT AUTHORIZED, DECEMBER 31, 1981		TAX TITLE LIENS OUTSTANDING	
Health Services Except Environmental	80,947.00	ISSUED AND UNISSUED		Balance January 1, 1981	372,543.52
Welfare-Public Assistance	7,675.00	SCHOOL	11,944,860	Transfer From Taxes	106,652.58
Hospitals, Clinics, First Aid		Self-Liquidating	2,823,000	Redeemed in 1981	142,190.80
Animal, Insect, & Rodent Control	12,248.00	Other	2,295,290	Cancelled, Abated or Adjusted (1981)	42.42
Other Welfare Services		Total	17,063,150	Transfers to Foreclosed Property	30,057.93
RECREATION and CONSERVATION		ISSUED AND OUTSTANDING		Balance December 31, 1981	307,104.50
Beaches and Boardwalks	3,000.00	School	11,544,860.00	PROPERTY ACQUIRED BY DEED OR FORECLOSURE	
Parks, Playgrounds, Shade Trees	390.00	Self-Liquidating	2,823,000.00	Balance January 1, 1981	471,967.07
Land Reclamation & Conservation	78,317.00	Other	612,490.00	Transfers From Taxes or Liens	30,057.93
Other Recreational Services		Total	15,380,350.00	Sale for Cash (1981)	
EDUCATION (excluding schools)		EQUALIZED VALUATION BASIS		Cancelled, Abated or Adjusted (1981)	
Libraries	68,506.00	FOR NET DEBT COMPUTATION	371,262,080	Balance December 31, 1981	502,025.00
Other Educational Services		REAL PROPERTY VALUATIONS		CURRENT FINANCES DECEMBER 31, 1981	
STATUTORY EXPENDITURES		Code Class # of Parcels % VAL'N ASSESSED VALUATION		ASSETS	
Pensions & F. I. C. A.	212,654.55	1 Vacant Land 1080 9.22	19,711,500.00	Cash Dec. 31, 1981	1,244,167.35
Employee Fringe Benefits	73,465.00	2 Residential 4010 63.50	135,800,550.00	Taxes Receivable	417,127.62
Other Statutory Expenditures	9,925.00	3 Farm 143 1.66	3,548,100.00	Tax Title Liens	307,104.90
CETA And Other Public Employment Programs	22,358.00	4a Commercial 146 7.38	15,777,100.00	Foreclosed Property	502,025.00
MUNICIPAL FUNCTIONS TOTAL	3,035,669.56	4b Industrial 23 2.89	6,187,000.00	Emergencies & Other Deferred Charges	136,000.00
CAPITAL IMPROVEMENTS *MEMO*	281,869.00	4c Apartments 5 15.36	32,848,700.00	State and Federal Aid Receivable	24,442.64
DEBT SERVICE		Total	213,872,950.00	Other Receivables	3,766.33
Principal Payments	10,000.00	Land Area 30.06 Sq. Miles		Total	2,634,633.84
Interest Payments	49,392.00	Net Valuation Taxable-Municipal	215,564,032	LIABILITIES, RESERVES, AND SURPLUS	
DEFERRED CHARGES	206,434.91	Net Valuation Taxable-County	441,306,744	Cash Liabilities	445,509.52
SCHOOL, COUNTY, SPECIAL DISTRICT TAXES	8,566,540.08	State Equalized Valuation	425,958,185	Reserves for Receivables	1,230,023.85
RESERVE FOR UNCOLLECTED TAXES	539,306.52	State Equalization Ratio	50.41	Surplus Dec. 31, 1981	958,700.47
EXPENDITURES TOTAL	12,407,343.07			Total	2,634,633.84

Population 1980 4,153
 Population 1981 4,160
 S & P Rating AA
 Moody Rating AA

General Tax Rate Per \$100. 8.93
 State Equalized Tax Rate 2.71

MOUNTAIN LAKES BORO. - MORRIS CO.
Form of Government:
Council-Manager Plan E (OMCL 50)
Number of Members on Governing Body - 7

PER CAPITA:
 Gross Debt 1,243.67
 Net Debt 909.56
 Debt Service 90.37
 Total Tax Levy 1,119.61
 Municipal Expenditures 423.75

PER CENT:
 Gross Debt 3.49
 Net Debt 2.55
 Tax Levy Collected 95.83
 Tax Levy Cancelled, Abated or Adjusted .02

EXPENDITURES		REVENUES-REALIZED		1981 PROPERTY TAX	
GENERAL GOVERNMENT				STATE EQUALIZED TAX RATE	
Governing Body & Public Boards		1981 Property Taxes Collected	4,464,168.23	Local District School Taxes	1.89
Municipal Clerk		1981 Payments in Lieu of Taxes		Regional & Consolidated School Tax	
Financial Administration	4,400.00	Delinquent Tax & Lien Collections	131,604.91	School Taxes in Municipal Budget	
Assessment of Taxes	6,490.00	Business Personalty Replacement Taxes	35,963.12	County Taxes	.34
Collection of Taxes	3,150.00	Taxes from Public Utilities	285,753.00	County Library Taxes	.01
Planning, Housing & Development	9,700.00	Other Miscellaneous Tax Revenues		Local Municipal Purpose Taxes	.46
Human Resources	50.00	State Aid Revenues	43,675.84	Veteron & Senior Citizen Taxes	
Elections		Federal Aid Revenues		Total Taxes for Rate Computation	2.70
General Administration (other)	178,935.44	State and Local Fiscal Assistance Act Utilized	19,828.77	Special District Taxes	
JUDICIARY		Sole of Acquired Property		Bank Corp. Taxes	
Municipal Courts	5,680.00	Other Miscellaneous Revenues	238,453.68	Added and Omitted Taxes	
PUBLIC SAFETY		Total	5,219,447.55	Total Taxes Levied - ABSTRACT	
Fire Protection	12,900.00	Prior Years Surplus Appropriated	398,000.00	Total Taxes Billed	
Police Protection	327,021.33	REVENUES TOTAL	5,617,447.55	1981 TAXES COLLECTED	
Civil Defense & Disaster Control	400.00	Reserve For Uncollected Taxes	280,257.22	1981 Taxes Cancelled, Abated or Adjusted	884.07
Environmental Inspection & Control	9,100.00	CAPITAL OUTLAY TOTAL	72,661.91	Transfer to Tax Title Liens or Foreclosed	2,223.57
Other Public Safety	72,785.00			Balance Outstanding Dec. 31, 1981	191,189.20
PUBLIC WORKS				PRIOR YEARS TAXES OUTSTANDING	
Streets and Droinoge	178,216.75	Public Enterprises		Balance January 1, 1981	157,477.06
Sewers and Sewoge Processing		Recreation—Culture	3,962.78	Collected in 1981	131,114.55
Gorbage and Trash Disposol		Public Works	68,655.13	Cancelled, Aboted or Adjusted 1981	1,831.88
Public Buildings and Grounds	41,000.00	Buildings and Grounds		Transfers to Tax Title Liens or Foreclosed	384.93
Other Public Works		Library and Education		Balance December 31, 1981	24,145.70
HEALTH and WELFARE		Conservation		TAX TITLE LIENS OUTSTANDING	
Health Services Except Environmental	12,621.00	All Other		Balance January 1, 1981	4,865.17
Welfare-Public Assistance		CAPITAL DEBT AUTHORIZED, DECEMBER 31, 1981		Transfer From Taxes	2,655.22
Hospitals, Clinics, First Aid		ISSUED AND UNISSUED GROSS DEBT NET DEBT		Redeemed in 1981	490.36
Animal, Insect, & Rodent Control	400.00	School 1,299,900		Cancelled, Aboted or Adjusted (1981)	
Other Welfare Services		Self-liquidating 90,000		Transfers to Foreclosed Property	
RECREATION and CONSERVATION		Other 3,783,762	3,783,762	Balance December 31, 1981	7,030.03
Beoches and Boardwalks		Total 5,173,662	3,783,762	PROPERTY ACQUIRED BY DEED OR FORECLOSURE	
Porks, Playgrounds, Shode Trees	56,435.00	ISSUED AND OUTSTANDING		Balance January 1, 1981	157,085.09
Land Reclamation & Conservation	1,575.00	School 1,271,400.00		Transfers From Taxes or Liens	
Other Recreational Services	17,860.00	Self-Liquidating 90,000.00		Sale for Cash (1981)	
EDUCATION (excluding schools)		Other 3,430,450.00		Cancelled, Abated or Adjusted (1981)	
Libraries	26,200.00	Total 4,791,850.00		Balance December 31, 1981	157,085.09
Other Educational Services		EQUALIZED VALUATION BASIS		CURRENT FINANCES DECEMBER 31, 1981	
STATUTORY EXPENDITURES		FOR NET DEBT COMPUTATION	148,422,168	ASSETS	
Pensions & F. I. C. A.	57,038.01	REAL PROPERTY VALUATIONS		Cash Dec. 31, 1981	568,199.11
Employee Fringe Benefits	24,986.00	Code Class # of Parcels % VAL'N		Taxes Receivable	215,334.50
Other Statutory Expenditures	3,000.00	1 Vacant Land 81 2.46		Tax Title Liens	7,030.03
CETA And Other Public Employment Programs		2 Residential 1161 87.17		Foreclosed Property	157,085.09
MUNICIPAL FUNCTIONS		3 Form		Emergencies & Other Deferred Charges	34,700.00
CAPITAL IMPROVEMENTS	*MEMO*	4a Commercial 41 9.30	4,788,200.00	State and Federal Aid Receivable	
DEBT SERVICE		4b Industrial 5 1.07	548,400.00	Other Receivables	60,480.56
Principal Payments	215,000.00	4c Apartments		Total	1,062,829.69
Interest Payments	160,935.00	Total 1288	51,466,400.00	LIABILITIES, RESERVES, AND SURPLUS	
DEFERRED CHARGES		Land Area 2.90 Sq. Miles		Cash Liabilities	189,619.20
SCHOOL, COUNTY, SPECIAL DISTRICT TAXES	3,842,006.14	Net Valuation Taxable-Municipal	51,974,244	Reserves for Receivables	439,530.58
RESERVE FOR UNCOLLECTED TAXES	280,297.22	Net Valuation Taxable-County	173,273,683	Surplus Dec. 31, 1981	433,279.51
EXPENDITURES		State Equalized Valuation	169,926,444	Total	1,062,829.69
TOTAL	5,604,813.89	State Equalization Ratio	10.38		

2010	
Population 1980	7,118
Population 1981	7,113
S & P Rating	
Maady Rating	A-1
General Tax Rate Per \$100.	3.94
State Equalized Tax Rate	2.09

MOUNTAINSIDE BOROUGH - UNION CO.

Form of Government:

Borough Council

Number of Members on Governing Body - 6

PER CAPITA:		PER CENT:	
Gross Debt	547.96	Gross Debt	1.32
Net Debt	357.13	Net Debt	.86
Debt Service	29.63	Tax Levy Collected	98.50
Total Tax Levy	959.86	Tax Levy Cancelled, Abated	
Municipal Expenditures	371.31	or Adjusted	.13

EXPENDITURES		REVENUES-REALIZED		1981 PROPERTY TAX	
GENERAL GOVERNMENT				STATE EQUALIZED TAX RATE	
Governing Body & Public Boards		1981 Property Taxes Collected	6,716,753.27	Local District Schaal Taxes	.61
Municipal Clerk		1981 Payments in Lieu of Taxes		Regional & Consolidated Schaal Tax	.69
Financial Administration	38,800.00	Delinquent Tax & Lien Collections	79,008.70	School Taxes in Municipal Budget	
Assessment of Taxes	86,175.00	Business Personalty Replacement Taxes	253,330.64	County Taxes	.48
Collection of Taxes		Taxes from Public Utilities	565,346.00	Caunty Library Taxes	
Planning, Hausing & Development	15,916.00	Other Miscellaneous Tax Revenues		Lacal Municipal Purpose Taxes	.31
Human Resources		State Aid Revenues	50,459.50	Veteran & Senior Citizen Taxes	
Election	1,700.77	Federal Aid Revenues		Total Taxes for Rate Computation	2.09
General Administration (other)	235,126.63	State and Lacal Fiscal Assistance Act Utilized	36,677.44	Special District Taxes	
JUDICIARY		Sale of Acquired Property		Bank Corp. Taxes	8,355.73
Municipal Courts	23,931.10	Other Miscellaneous Revenues	466,308.71	Added and Omitted Taxes	23,965.73
PUBLIC SAFETY		Total	8,167,864.26	Total Taxes Levied - ABSTRACT	6,827,518.74
Fire Protection	145,287.55	Prior Years Surplus Appropriated	604,554.00	Total Taxes Billed	6,819,163.01
Police Protection	642,265.37	REVENUES	8,772,438.26	1981 TAXES COLLECTED	6,716,753.27
Civil Defense & Disaster Control	150.00	Reserve For Uncollected Taxes	438,825.00	1981 Taxes Cancelled, Abated or Adjusted	8,753.24
Environmental Inspection & Control	27,456.16			Transfer to Tax Title Liens or Foreclosed	
Other Public Safety		CAPITAL OUTLAY	TOTAL	Balance Outstanding Dec. 31, 1981	93,656.50
PUBLIC WORKS				PRIOR YEARS TAXES OUTSTANDING	
Streets and Drainage	175,817.44	Public Enterprises		Balance January 1, 1981	79,436.89
Sewers and Sewage Processing	162,752.91	Recreation—Culture	8,205.30	Collected in 1981	79,008.70
Garbage and Trash Disposal		Public Works	75,661.61	Cancelled, Abated or Adjusted 1981	428.19
Public Buildings and Grounds	49,500.00	Buildings and Grounds	87,455.36	Transfers to Tax Title Liens or Foreclosed	
Other Public Works		Library and Education		Balance December 31, 1981	
HEALTH and WELFARE		Conservation		TAX TITLE LIENS OUTSTANDING	
Health Services Except Environmental	26,192.84	All Other		Balance January 1, 1981	
Welfare-Public Assistance	3,107.96			Transfer From Taxes	
Hospitals, Clinics, First Aid		CAPITAL DEBT AUTHORIZED, DECEMBER 31, 1981		Redeemed in 1981	
Animal, Insect, & Radent Control	535.34	ISSUED AND UNISSUED	GROSS DEBT	Cancelled, Abated or Adjusted (1981)	
Other Welfare Services		School	1,317,387	Transfers to Foreclosed Property	
RECREATION and CONSERVATION		Self-liquidating	40,000	Balance December 31, 1981	
Beaches and Boardwalks		Other	2,540,246	PROPERTY ACQUIRED BY DEED OR	
Parks, Playgrounds, Shade Trees	17,325.00	Total	3,897,633	FORECLOSURE	
Land Reclamation & Conservation				Balance January 1, 1981	3,875.00
Other Recreational Services	41,234.96	ISSUED AND OUTSTANDING		Transfers From Taxes or Liens	
EDUCATION (excluding schools)		School	1,317,387.26	Sale for Cash (1981)	
Libraries	144,423.00	Self-Liquidating	40,000.00	Cancelled, Abated or Adjusted (1981)	
Other Educational Services		Other	2,066,000.00	Balance December 31, 1981	3,875.00
STATUTORY EXPENDITURES		Total	3,423,387.26	CURRENT FINANCES DECEMBER 31, 1981	
Pensions & F. I. C. A.	114,143.65	EQUALIZED VALUATION BASIS		ASSETS	
Employee Fringe Benefits	31,531.61	FOR NET DEBT COMPUTATION	294,670,794	Cash Dec. 31, 1981	1,756,588.14
Other Statutory Expenditures	5,700.00	REAL PROPERTY VALUATIONS		Taxes Receivable	93,656.50
CETA And Other Public Employment Programs		Code Class # of Parcels % VAL'N	ASSESSED VALUATION	Tax Title Liens	
MUNICIPAL FUNCTIONS		1 Vacant Land 113 1.74	2,988,700.00	Foreclosed Property	3,875.00
CAPITAL IMPROVEMENTS	*MEMO*	2 Residential 2331 72.14	124,062,300.00	Emergencies & Other Deferred Charges	
DEBT SERVICE		3 Farm		State and Federal Aid Receivable	
Principal Payments	75,000.00	4a Cammercial 73 11.75	20,197,300.00	Other Receivables	25,574.25
Interest Payments	135,736.50	4b Industrial 59 14.37	24,714,400.00	Total	1,679,693.89
		4c Apartments		LIABILITIES, RESERVES, AND SURPLUS	
		Total	2576	Cash Liabilities	606,198.91
		Land Area 4.10 Sq. Miles		Reserves for Receivables	123,105.75
DEFERRED CHARGES	528.77	Net Valuation Taxable-Municipal	172,768,400	Surplus Dec. 31, 1981	1,150,389.23
SCHOOL, COUNTY, SPECIAL DISTRICT TAXES	5,774,268.06	Net Valuation Taxable-County	312,627,350	Total	1,879,693.89
RESERVE FOR UNCOLLECTED TAXES	438,825.00	State Equalized Valuation	324,713,592		
EXPENDITURES		State Equalization Ratio	53.09		
TOTAL	8,415,431.62				

Population 1980 5,243
 Population 1981 5,258
 S & P Rating
 Moody Rating

General Tax Rate Per \$100.

4.33

State Equalized Tax Rate
2.44**MULLICA TOWNSHIP - ATLANTIC COUNTY****Form of Government:****Township Committee****Number of Members on Governing Body - 5**

PER CAPITA:

Gross Debt 567.28
 Net Debt 15.93
 Debt Service 5.63
 Total Tax Levy 461.80
 Municipal Expenditures 237.23

PER CENT:

Gross Debt 3.40
 Net Debt .10
 Tax Levy Collected 82.95
 Tax Levy Cancelled, Abated or Adjusted .82

EXPENDITURES		REVENUES-REALIZED		1981 PROPERTY TAX	
GENERAL GOVERNMENT				STATE EQUALIZED TAX RATE	
Governing Body & Public Boards		1981 Property Taxes Collected	2,017,670.01	Local District School Taxes .89	868,748.50
Municipal Clerk		1981 Payments in Lieu of Taxes		Regional & Consolidated School Tax .48	474,075.60
Financial Administration	14,863.85	Delinquent Tax & Lien Collections	361,362.62	School Taxes in Municipal Budget	
Assessment of Taxes	15,475.00	Business Personality Replacement Taxes	33,505.40	County Taxes .50 *	452,383.62
Collection of Taxes	19,070.00	Taxes from Public Utilities	208,929.00	County Library Taxes .02	23,606.60
Planning, Housing & Development	5,237.25	Other Miscellaneous Tax Revenues		Local Municipal Purpose Taxes .54	525,137.70
Human Resources		State Aid Revenues	31,139.83	Veteran & Senior Citizen Taxes	48,300.00
Elections		Federal Aid Revenues	40,551.91	Total Taxes for Rate Computation 2.43	2,432,252.02
General Administration (other)	119,219.33	State and Local Fiscal Assistance Act Utilized	50,253.00	Special District Taxes	
JUDICIARY		Sale of Acquired Property	23,200.00	Bank Corp. Taxes	597.56
Municipal Courts	26,668.00	Other Miscellaneous Revenues	119,226.14	Added and Omitted Taxes	43,576.10
PUBLIC SAFETY		Total	2,885,877.91	Total Taxes Levied - ABSTRACT	2,428,125.48
Fire Protection	33,600.00	Prior Years Surplus Appropriated		Total Taxes Billed	2,432,315.49
Police Protection	181,692.73	REVENUES TOTAL	2,885,877.91	1981 TAXES COLLECTED	2,017,670.01
Civil Defense & Disaster Control	1,372.89	Reserve For Uncollected Taxes	413,605.20	1981 Taxes Cancelled, Abated or Adjusted	19,959.13
Environmental Inspection & Control	100.00			Transfer to Tax Title Liens or Foreclosed	73,120.71
Other Public Safety				Balance Outstanding Dec. 31, 1981	321,569.64
PUBLIC WORKS		CAPITAL OUTLAY TOTAL		PRIOR YEARS TAXES OUTSTANDING	
Streets and Drainage	155,562.09	Public Enterprises		Balance January 1, 1981	311,119.84
Sewers and Sewage Processing		Recreation—Culture		Collected in 1981	270,585.04
Garbage and Trash Disposal		Public Works		Cancelled, Abated or Adjusted 1981	6,281.47
Public Buildings and Grounds	15,128.41	Buildings and Grounds		Transfers to Tax Title Liens or Foreclosed	15,644.50
Other Public Works	6,264.72	Library and Education		Balance December 31, 1981	18,608.83
HEALTH and WELFARE		Conservation		TAX TITLE LIENS OUTSTANDING	
Health Services Except Environmental		All Other		Balance January 1, 1981	132,284.44
Welfare-Public Assistance	3,800.00	CAPITAL DEBT AUTHORIZED, DECEMBER 31, 1981		Transfer From Taxes	91,308.66
Hospitals, Clinics, First Aid	500.00	ISSUED AND UNISSUED GROSS DEBT		Redeemed in 1981	90,777.58
Animal, Insect, & Rodent Control		School	2,899,019	Cancelled, Abated or Adjusted (1981)	
Other Welfare Services		Self-liquidating	83,750	Transfers to Foreclosed Property	2,965.43
RECREATION and CONSERVATION		Other	83,750	Balance December 31, 1981	129,850.09
Beaches and Boardwalks		Total	2,982,769	PROPERTY ACQUIRED BY DEED OR FORECLOSURE	
Parks, Playgrounds, Shade Trees	20.00	ISSUED AND OUTSTANDING		Balance January 1, 1981	90,607.57
Land Reclamation & Conservation	2,500.00	School	2,867,150.23	Transfers From Taxes or Liens	2,965.43
Other Recreational Services		Self-Liquidating	83,750.00	Sale for Cash (1981)	23,200.00
EDUCATION (excluding schools)		Other	83,750.00	Cancelled, Abated or Adjusted (1981)	9,400.00
Libraries		Total	2,950,900.23	Balance December 31, 1981	60,973.00
Other Educational Services	6,025.00	EQUALIZED VALUATION BASIS		CURRENT FINANCES DECEMBER 31, 1981	
STATUTORY EXPENDITURES		FOR NET DEBT COMPUTATION		ASSETS	
Pensions & F. I. C. A.	35,757.56	REAL PROPERTY VALUATIONS		Cash Dec. 31, 1981	756,803.53
Employee Fringe Benefits	13,296.76	Code Class # of Parcels % VAL'N		Taxes Receivable	340,178.47
Other Statutory Expenditures	4,500.00	1 Vacant Land 2839 22.93		Tax Title Liens	129,850.09
CETA And Other Public Employment Programs		2 Residential 1666 67.05		Foreclosed Property	60,973.00
MUNICIPAL FUNCTIONS TOTAL	692,032.33	3 Farm 69 2.04		Emergencies & Other Deferred Charges	40,249.59
CAPITAL IMPROVEMENTS *MEMU*	15,000.00	4a Commercial 87 7.13		State and Federal Aid Receivable	2,828.35
DEBT SERVICE		4b Industrial 3 .85		Other Receivables	273.00
Principal Payments	24,250.00	4c Apartments		Total	1,333,156.03
Interest Payments	5,331.31	Total 4664		LIABILITIES, RESERVES, AND SURPLUS	
DEFERRED CHARGES		Land Area 56.50 Sq. Miles		Cash Liabilities	490,271.18
SCHOOL, COUNTY, SPECIAL DISTRICT TAXES	112,133.64	Net Valuation Taxable-Municipal	55,167,283	Reserves for Receivables	531,274.56
RESERVE FOR UNCOLLECTED TAXES	413,605.20	Net Valuation Taxable-County	53,487,589	Surplus Dec. 31, 1981	311,610.29
EXPENDITURES TOTAL	3,106,166.80	State Equalized Valuation	57,351,090	Total	1,333,156.03
		State Equalization Ratio	56.31		

0812
Population 1980 3,552
Population 1981 3,550
S & P Rating
Moody Rating

General Tax Rate Per \$100 3.42
State Equalized Tax Rate 2.75

NATIONAL PARK BORO. - GLOUCESTER CO.
Form of Government:
Borough Council
Number of Members on Governing Body - 6

PER CAPITAL:
Gross Debt 156.09
Net Debt 27.50
Debt Service 5.34
Total Tax Levy 275.62
Municipal Expenditures 203.35

PER CENT:
Gross Debt 1.69
Net Debt .30
Tax Levy Collected 92.05
Tax Levy Cancelled, Abated or Adjusted .10

EXPENDITURES		REVENUES-REALIZED		1981 PROPERTY TAX	
GENERAL GOVERNMENT				STATE EQUALIZED TAX RATE	
Governing Body & Public Boards		1981 Property Taxes Collected	899,730.40	Local District School Taxes .89	314,448.00
Municipal Clerk		1981 Payments in Lieu of Taxes		Regional & Consolidated School Tax .82	250,909.77
Financial Administration	12,300.00	Delinquent Tax & Lien Collections	73,066.07	School Taxes in Municipal Budget	
Assessment of Taxes	8,430.00	Business Personalty Replacement Taxes	6,747.84	County Taxes .57	203,080.08
Collection of Taxes	5,655.00	Taxes from Public Utilities	262,773.00	County Library Taxes .02	5,841.01
Planning, Housing & Development	3,050.00	Other Miscellaneous Tax Revenues	20,000.00	Local Municipal Purpose Taxes .45	160,900.00
Human Resources		State Aid Revenues	28,575.23	Veteran & Senior Citizen Taxes	43,800.00
Elections	1,350.00	Federal Aid Revenues	20,438.28	Total Taxes for Rate Computation 2.75	1,018,978.86
General Administration (other)	108,675.00	State and Local Fiscal Assistance Act Utilized	37,565.63	Special District Taxes	
JUDICIARY		Sale of Acquired Property		Bank Corp. Taxes	2,715.68
Municipal Courts	21,510.00	Other Miscellaneous Revenues	67,549.25	Added and Omitted Taxes	2,217.56
PUBLIC SAFETY		Total	1,416,465.70	Total Taxes Levied - ABSTRACT	980,112.12
Fire Protection	16,252.27	Prior Years Surplus Appropriated	160,023.41	Total Taxes Billed	977,396.44
Police Protection	138,014.70	REVENUES TOTAL	1,576,489.11	1981 TAXES COLLECTED	899,730.40
Civil Defense & Disaster Control	500.00	Reserve For Uncollected Taxes	77,400.00	1981 Taxes Cancelled, Abated or Adjusted	995.23
Environmental Inspection & Control	6,560.00			Transfer to Tax Title Liens or Foreclosed	319.94
Other Public Safety				Balance Outstanding Dec. 31, 1981	76,350.67
PUBLIC WORKS		CAPITAL OUTLAY TOTAL	110,415.38	PRIOR YEARS TAXES OUTSTANDING	
Streets and Drainage	127,640.00	Public Enterprises	300.00	Balance January 1, 1981	73,813.50
Sewers and Sewage Processing		Recreation—Culture		Collected in 1981	73,066.07
Garbage and Trash Disposal	61,000.33	Public Works	18,560.38	Cancelled, Abated or Adjusted 1981	
Public Buildings and Grounds	29,250.00	Buildings and Grounds	91,555.00	Transfers to Tax Title Liens or Foreclosed	
Other Public Works	2,250.00	Library and Education		Balance December 31, 1981	747.43
HEALTH and WELFARE		Conservation		TAX TITLE LIENS OUTSTANDING	
Health Services Except Environmental	2,400.00	All Other		Balance January 1, 1981	1,028.95
Welfare-Public Assistance	4,500.00			Transfer From Taxes	319.94
Hospitals, Clinics, First Aid		CAPITAL DEBT AUTHORIZED, DECEMBER 31, 1981		Redeemed in 1981	
Animal, Insect, & Rodent Control	100.00	ISSUED AND UNISSUED GROSS DEBT		Cancelled, Abated or Adjusted (1981)	
Other Welfare Services		School 220,000		Transfers to Foreclosed Property	
RECREATION and CONSERVATION		Self-liquidating 237,260		Balance December 31, 1981	1,348.89
Beaches and Boardwalks		Other 97,805	97,805	PROPERTY ACQUIRED BY DEED OR FORECLOSURE	
Parks, Playgrounds, Shade Trees	8,000.00	Total 555,065	97,805	Balance January 1, 1981	19,773.00
Land Reclamation & Conservation				Transfers From Taxes or Liens	
Other Recreational Services	4,900.00	ISSUED AND OUTSTANDING		Sale for Cash (1981)	
EDUCATION (excluding schools)		School 220,000.00		Cancelled, Abated or Adjusted (1981)	
Libraries		Self-Liquidating 12,260.00		Balance December 31, 1981	19,773.00
Other Educational Services		Other 89,055.00		CURRENT FINANCES DECEMBER 31, 1981	
STATUTORY EXPENDITURES		Total 321,315.00		ASSETS	
Pensions & F. I. C. A.	23,200.00	EQUALIZED VALUATION BASIS		Cash Dec. 31, 1981	546,897.72
Employee Fringe Benefits	12,500.00	FOR NET DEBT COMPUTATION	32,780,607	Taxes Receivable	77,098.30
Other Statutory Expenditures	6,874.94	REAL PROPERTY VALUATIONS		Tax Title Liens	1,348.89
CETA And Other Public Employment Programs	14,600.00	Code Class # of Parcels % VAL'N	ASSESSED VALUATION	Foreclosed Property	19,773.00
MUNICIPAL FUNCTIONS TOTAL	623,512.24	1 Vacant Land 156 2.31	655,300.00	Emergencies & Other Deferred Charges	8,346.53
CAPITAL IMPROVEMENTS *MEMU*	12,600.00	2 Residential 1011 90.64	25,720,100.00	State and Federal Aid Receivable	7,470.92
DEBT SERVICE		3 Farm		Other Receivables	11,012.09
Principal Payments		4a Commercial 43 6.63	1,880,000.00	Total	671,947.45
Interest Payments	19,000.00	4b Industrial		LIABILITIES, RESERVES, AND SURPLUS	
		4c Apartments 2 .42	119,300.00	Cash Liabilities	255,237.40
		Total 1212	28,374,700.00	Reserves for Receivables	109,232.28
DEFERRED CHARGES	3,200.00	Land Area 1.00 Sq. Miles		Surplus Dec. 31, 1981	267,477.77
SCHOOL, COUNTY, SPECIAL DISTRICT TAXES	814,278.86	Net Valuation Taxable-Municipal	28,553,083	Total	671,947.45
RESERVE FOR UNCOLLECTED TAXES	77,400.00	Net Valuation Taxable-County	33,293,791		
EXPENDITURES TOTAL	1,537,391.10	State Equalized Valuation	35,430,837		
		State Equalization Ratio	80.49		

Population 1980 28,366
 Population 1981 28,203
 S & P Rating
 Moody Rating A

General Tax Rate Per \$100. 5.44
 State Equalized Tax Rate 2.59

NEPTUNE TOWNSHIP – MONMOUTH CO.
Form of Government:
Township Committee
Number of Members on Governing Body – 5

PER CAPITA:
 Gross Debt 414.31
 Net Debt 261.95
 Debt Service 23.33
 Total Tax Levy 442.41
 Municipal Expenditures 273.77

PER CENT:
 Gross Debt 2.93
 Net Debt 1.86
 Tax Levy Collected 94.53
 Tax Levy Cancelled, Abated or Adjusted .08

EXPENDITURES		REVENUES-REALIZED		1981 PROPERTY TAX	
GENERAL GOVERNMENT				STATE EQUALIZED TAX RATE → 1.44	
Governing Body & Public Boards		1981 Property Taxes Collected	11,788,294.31	Local District School Taxes	6,478,112.40
Municipal Clerk		1981 Payments in Lieu of Taxes		Regional & Consolidated School Tax	
Financial Administration	110,954.91	Delinquent Tax & Lien Collections	504,264.71	School Taxes in Municipal Budget	
Assessment of Taxes	73,210.39	Business Personalty Replacement Taxes	286,123.44	County Taxes	2,181,561.15
Collection of Taxes	67,827.32	Taxes from Public Utilities	1,735,540.00	County Library Taxes	
Planning, Housing & Development	51,465.00	Other Miscellaneous Tax Revenues		Local Municipal Purpose Taxes	2,992,562.37
Human Resources	403,214.00	State Aid Revenues	690,457.89	Veteran & Senior Citizen Taxes	237,900.00
Elections	7,550.00	Federal Aid Revenues	146,874.95	Total Taxes for Rate Computation	11,850,135.52
General Administration (other)	797,421.32	State and Local Fiscal Assistance Act Utilized	426,327.00	Special District Taxes	768,130.54
JUDICIARY		Sale of Acquired Property	34,100.00	Bank Corp. Taxes	9,544.64
Municipal Courts	78,036.44	Other Miscellaneous Revenues	488,650.08	Added and Omitted Taxes	47,283.48
PUBLIC SAFETY		Total	16,100,632.38	Total Taxes Levied - ABSTRACT	12,477,194.58
Fire Protection		Prior Years Surplus Appropriated	1,054,000.00	Total Taxes Billed	12,470,511.20
Police Protection	1,481,365.50	REVENUES TOTAL	17,154,632.38	1981 TAXES COLLECTED	11,788,294.31
Civil Defense & Disaster Control	2,200.00	Reserve For Uncollected Taxes	764,321.35	1981 Taxes Cancelled, Abated or Adjusted	10,274.65
Environmental Inspection & Control	158,457.02	CAPITAL OUTLAY TOTAL	530,251.65	Transfer to Tax Title Liens or Foreclosed	129,733.24
Other Public Safety				Balance Outstanding Dec. 31, 1981	542,209.00
PUBLIC WORKS				PRIOR YEARS TAXES OUTSTANDING	
Streets and Drainage	491,447.41	Public Enterprises	215.25	Balance January 1, 1981	457,941.74
Sewers and Sewage Processing		Recreation—Culture	108,613.31	Collected in 1981	400,447.46
Garbage and Trash Disposal	329,908.00	Public Works	392,557.50	Cancelled, Abated or Adjusted 1981	16,479.32
Public Buildings and Grounds	226,908.04	Buildings and Grounds	28,905.73	Transfers to Tax Title Liens or Foreclosed	37,124.97
Other Public Works	577,900.70	Library and Education		Balance December 31, 1981	3,889.99
HEALTH and WELFARE		Conservation		TAX TITLE LIENS OUTSTANDING	
Health Services Except Environmental	116,923.00	All Other		Balance January 1, 1981	305,383.97
Welfare-Public Assistance	68,557.00	CAPITAL DEBT AUTHORIZED, DECEMBER 31, 1981		Transfer From Taxes	171,847.42
Hospitals, Clinics, First Aid		ISSUED AND UNISSUED GROSS DEBT NET DEBT		Redeemed in 1981	103,817.25
Animal, Insect, & Rodent Control		School 810,000		Cancelled, Abated or Adjusted (1981)	3,448.12
Other Welfare Services		Self-liquidating 3,486,860		Transfers to Foreclosed Property	
RECREATION and CONSERVATION		Other 7,387,822	7,387,822	Balance December 31, 1981	369,566.02
Beaches and Boardwalks		Total 11,684,682	7,387,822	PROPERTY ACQUIRED BY DEED OR FORECLOSURE	
Parks, Playgrounds, Shade Trees	119,085.06	ISSUED AND OUTSTANDING		Balance January 1, 1981	1,188,271.00
Land Reclamation & Conservation	2,070.00	School 810,000.00		Transfers From Taxes or Liens	
Other Recreational Services	62,959.26	Self-liquidating 2,512,000.00		Sale for Cash (1981)	
EDUCATION (excluding schools)		Other 6,146,853.78		Cancelled, Abated or Adjusted (1981)	2,000.00
Libraries	176,742.00	Total 9,468,853.78		Balance December 31, 1981	1,186,271.00
Other Educational Services	13,030.47	EQUALIZED VALUATION BASIS		CURRENT FINANCES DECEMBER 31, 1981	
STATUTORY EXPENDITURES		FOR NET DEBT COMPUTATION	398,225,370	ASSETS	
Pensions & F. I. C. A.	552,773.65	REAL PROPERTY VALUATIONS		Cash Dec. 31, 1981	2,339,227.18
Employee Fringe Benefits	216,110.00	Code Class # of Parcels % VAL'N		Taxes Receivable	546,098.99
Other Statutory Expenditures	27,831.62	1 Vacant Land 660 2.66	5,608,900.00	Tax Title Liens	369,566.02
CETA And Other Public Employment Programs	75,646.23	2 Residential 7561 68.64	144,612,100.00	Foreclosed Property	1,186,271.00
MUNICIPAL FUNCTIONS		3 Farm 10 .09	190,400.00	Emergencies & Other Deferred Charges	29,301.00
CAPITAL IMPROVEMENTS *MEMO*	25,000.00	4a Commercial 597 23.06	48,591,360.00	State and Federal Aid Receivable	22,850.00
DEBT SERVICE		4b Industrial 12 1.17	2,460,700.00	Other Receivables	101,052.90
Principal Payments	305,000.00	4c Apartments 108 4.37	5,208,800.00	Total	4,594,767.09
Interest Payments	333,098.98	Total 8948	210,672,260.00	LIABILITIES, RESERVES, AND SURPLUS	
DEFERRED CHARGES		Land Area 8.00 Sq. Miles		Cash Liabilities	1,393,347.67
SCHOOL, COUNTY, SPECIAL DISTRICT TAXES	7,171.48	Net Valuation Taxable-Municipal	214,018,300	Reserves for Receivables	2,198,463.31
RESERVE FOR UNCOLLECTED TAXES	9,427,804.09	Net Valuation Taxable-County	411,544,882	Surplus Dec. 31, 1981	1,002,956.11
EXPENDITURES TOTAL	17,148,990.64	State Equalized Valuation	446,224,862	Total	4,594,767.09
		State Equalization Ratio	47.57		

1335	
Population 1980	5,276
Population 1981	5,240
S & P Rating	
Moody Rating	A
General Tax Rate Per \$100.	5.36
State Equalized Tax Rate	2.58

NEPTUNE CITY BORO. - MONMOUTH CO.

Form of Government:

Borough Council

Number of Members on Governing Body - 6

PER CAPITA:		PER CENT:	
Gross Debt	96.61	Gross Debt	.65
Net Debt	75.64	Net Debt	.51
Debt Service	23.68	Tax Levy Collected	96.29
Total Tax Levy	428.55	Tax Levy Cancelled, Abated	
Municipal Expenditures	280.15	or Adjusted	.05

EXPENDITURES		REVENUES-REALIZED		1981 PROPERTY TAX	
GENERAL GOVERNMENT				STATE EQUALIZED TAX RATE	
Governing Body & Public Boards		1981 Property Taxes Collected	2,158,268.10	Local District School Taxes	1.32
Municipal Clerk		1981 Payments in Lieu of Taxes	16,425.59	Regional & Consolidated School Tax	
Financial Administration	5,600.00	Delinquent Tax & Lien Collections	82,302.54	School Taxes in Municipal Budget	
Assessment of Taxes	70,682.00	Business Personalty Replacement Taxes	70,462.40	County Taxes	.50
Collection of Taxes	16,718.94	Taxes from Public Utilities	233,460.00	County Library Taxes	.02
Planning, Housing & Development	21,585.00	Other Miscellaneous Tax Revenues		Local Municipal Purpose Taxes	.75
Human Resources	500.00	State Aid Revenues	90,251.83	Veteran & Senior Citizen Taxes	
Elections	2,449.79	Federal Aid Revenues	17,531.59	Total Taxes for Rate Computation	2.59
General Administration (other)	184,967.22	State and Local Fiscal Assistance Act Utilized	62,237.79	Special District Taxes	
JUDICIARY		Sale of Acquired Property		Bank Corp. Taxes	4,420.57
Municipal Courts	15,850.00	Other Miscellaneous Revenues	204,522.05	Added and Omitted Taxes	8,167.85
PUBLIC SAFETY		Total	2,535,502.29	Total Taxes Levied - ABSTRACT	2,245,595.19
Fire Protection	39,491.68	Prior Years Surplus Appropriated	112,000.00	Total Taxes Billed	2,241,354.62
Police Protection	427,739.49	REVENUES	3,047,502.29	1981 TAXES COLLECTED	2,158,268.10
Civil Defense & Disaster Control	50.00	Reserve For Uncollected Taxes	107,657.01	1981 Taxes Cancelled, Abated or Adjusted	1,221.50
Environmental Inspection & Control	10,500.00	CAPITAL OUTLAY	45,276.75	Transfer to Tax Title Liens or Foreclosed	23,000.15
Other Public Safety		TOTAL		Balance Outstanding Dec. 31, 1981	58,864.87
PUBLIC WORKS				PRIOR YEARS TAXES OUTSTANDING	
Streets and Drainage	166,778.32	Public Enterprises		Balance January 1, 1981	56,229.27
Sewers and Sewage Processing		Recreation—Culture		Collected in 1981	53,984.13
Garbage and Trash Disposal	78,100.00	Public Works	23,067.00	Cancelled, Abated or Adjusted 1981	
Public Buildings and Grounds	28,137.06	Buildings and Grounds	22,209.75	Transfers to Tax Title Liens or Foreclosed	2,239.57
Other Public Works	3,879.22	Library and Education		Balance December 31, 1981	5.17
HEALTH and WELFARE		Conservation		TAX TITLE LIENS OUTSTANDING	
Health Services Except Environmental		All Other		Balance January 1, 1981	105,268.78
Welfare-Public Assistance	3,448.75	CAPITAL DEBT AUTHORIZED, DECEMBER 31, 1981		Transfer From Taxes	25,582.33
Hospitals, Clinics, First Aid		ISSUED AND UNISSUED		Redeemed in 1981	28,318.61
Animal, Insect, & Rodent Control		School		Cancelled, Abated or Adjusted (1981)	
Other Welfare Services		Self-liquidating	109,869	Transfers to Foreclosed Property	
RECREATION and CONSERVATION		Other	396,350	Balance December 31, 1981	102,532.30
Beaches and Boardwalks		Total	506,219	PROPERTY ACQUIRED BY DEED OR	
Parks, Playgrounds, Shade Trees	3,100.00			FORECLOSURE	
Land Reclamation & Conservation		ISSUED AND OUTSTANDING		Balance January 1, 1981	57,813.00
Other Recreational Services	2,000.00	School		Transfers From Taxes or Liens	
EDUCATION (excluding schools)		Self-Liquidating		Sale for Cash (1981)	
Libraries	5,666.31	Other	348,064.20	Cancelled, Abated or Adjusted (1981)	
Other Educational Services		Total	348,064.20	Balance December 31, 1981	57,813.00
STATUTORY EXPENDITURES		EQUALIZED VALUATION BASIS		CURRENT FINANCES DECEMBER 31, 1981	
Pensions & F. I. C. A.	81,650.76	FOR NET DEBT COMPUTATION	77,499,115	ASSETS	
Employee Fringe Benefits	31,140.17	REAL PROPERTY VALUATIONS		Cash Dec. 31, 1981	608,331.97
Other Statutory Expenditures	5,000.00	Code Class # of Parcels % VAL'N	ASSESSED VALUATION	Taxes Receivable	58,870.04
ETA And Other Public Employment Programs	23,000.00	1 Vacant Land 102 1.76	726,800.00	Tax Title Liens	102,532.30
MUNICIPAL FUNCTIONS	1,234,034.71	2 Residential 1213 51.58	21,303,650.00	Foreclosed Property	57,813.00
CAPITAL IMPROVEMENTS	*MEMO*	3 Farm		Emergencies & Other Deferred Charges	60,647.49
DEBT SERVICE		4a Commercial 98 23.88	9,864,800.00	State and Federal Aid Receivable	6,039.86
Principal Payments	100,000.00	4b Industrial 10 4.07	1,681,500.00	Other Receivables	95,677.44
Interest Payments	24,078.27	4c Apartments 10 18.71	7,726,400.00	Total	989,912.10
DEFERRED CHARGES	2,155.88	Total 1433	41,302,950.00	LIABILITIES, RESERVES, AND SURPLUS	
SCHOOL, COUNTY, SPECIAL DISTRICT TAXES	1,585,799.79	Land Area .90 Sq. Miles		Cash Liabilities	447,578.01
RESERVE FOR UNCOLLECTED TAXES	107,697.01	Net Valuation Taxable-Municipal	41,675,555	Reserves for Receivables	304,036.43
EXPENDITURES	3,053,765.66	Net Valuation Taxable-County	79,934,633	Surplus Dec. 31, 1981	237,897.66
TOTAL		State Equalized Valuation	86,205,834	Total	989,912.10
		State Equalization Ratio	48.12		

1428
 Population 1980 3,557
 Population 1981 3,537
 S & P Rating
 Maady Rating uAA

General Tax Rate Per \$100. 3.28
 State Equalized Tax Rate 2.02

NETCONG BOROUGH - MORRIS COUNTY
Form of Government:
Borough Council
Number of Members on Governing Body - 6

PER CAPITA:
 Grass Debt 695.09
 Net Debt 332.00
 Debt Service 4.93
 Total Tax Levy 422.33
 Municipal Expenditures 180.37

PER CENT:
 Grass Debt 4.10
 Net Debt 1.96
 Tax Levy Collected 96.92
 Tax Levy Cancelled, Aboted or Adjusted .05

EXPENDITURES		REVENUES-REALIZED		1981 PROPERTY TAX	
GENERAL GOVERNMENT		1981 Property Taxes Collected		STATE EQUALIZED TAX RATE	
Governing Body & Public Boards			1,444,710.19	Local District School Taxes .92	
Municipal Clerk		1981 Payments in Lieu of Taxes		Regional & Consolidated School Tax .67	
Financial Administration	7,767.81	Delinquent Tax & Lien Collections	42,078.86	School Taxes in Municipal Budget	
Assessment of Taxes	4,900.00	Business Personalty Replacement Taxes	51,878.13	County Taxes .33	
Collection of Taxes	9,120.00	Taxes from Public Utilities	193,236.00	County Library Taxes .01	
Planning, Housing & Development	9,877.06	Other Miscellaneous Tax Revenues		Local Municipal Purpose Taxes .08	
Human Resources	1,200.00	State Aid Revenues	50,811.50	Veteran & Senior Citizen Taxes	
Elections		Federal Aid Revenues	4,127.16	Total Taxes for Rate Computation 2.01	
General Administration (other)	106,016.26	State and Local Fiscal Assistance Act Utilized	31,952.00	Special District Taxes	
JUDICIARY		Sale of Acquired Property	42,000.00	Bank Corp. Taxes	
Municipal Courts	14,189.00	Other Miscellaneous Revenues	99,135.08	Added and Omitted Taxes	
PUBLIC SAFETY		Total	1,959,926.92	Total Taxes Levied - ABSTRACT	
Fire Protection	9,275.00	Prior Years Surplus Appropriated	137,588.00	Total Taxes Billed	
Police Protection	169,711.00	REVENUES TOTAL	2,097,516.92	1981 TAXES COLLECTED	
Civil Defense & Disaster Control	645.00	Reserve For Uncollected Taxes	94,165.82	1981 Taxes Cancelled, Aboted or Adjusted	
Environmental Inspection & Control	7,972.00	CAPITAL OUTLAY TOTAL	10,584.20	Transfer to Tax Title Liens or Foreclosed	
Other Public Safety		Public Enterprises		Balance Outstanding Dec. 31, 1981	
PUBLIC WORKS		Recreation—Culture		PRIOR YEARS TAXES OUTSTANDING	
Streets and Drainage	31,433.68	Public Works	10,584.20	Balance January 1, 1981	
Sewers and Sewage Processing		Buildings and Grounds		Collected in 1981	
Garbage and Trash Disposal	41,121.00	Library and Education		Cancelled, Aboted or Adjusted 1981	
Public Buildings and Grounds	28,203.63	Conservation		Transfers to Tax Title Liens or Foreclosed	
Other Public Works		All Other		Balance December 31, 1981	
HEALTH and WELFARE		CAPITAL DEBT AUTHORIZED, DECEMBER 31, 1981		TAX TITLE LIENS OUTSTANDING	
Health Services Except Environmental	15,686.12	ISSUED AND UNISSUED GROSS DEBT NET DEBT		Balance January 1, 1981	
Welfare-Public Assistance	7,390.02	School 1,284,244		Transfer From Taxes	
Hospitals, Clinics, First Aid		Self-liquidating 909,293	909,293	Redeemed in 1981	
Animal, Insect, & Rodent Control	1,425.00	Other 265,000	265,000	Cancelled, Aboted or Adjusted (1981)	
Other Welfare Services		Total 2,458,538	1,174,293	Transfers to Foreclosed Property	
RECREATION and CONSERVATION		ISSUED AND OUTSTANDING		Balance December 31, 1981	
Beaches and Boardwalks		School 1,241,244.96		PROPERTY ACQUIRED BY DEED OR	
Parks, Playgrounds, Shade Trees		Self-liquidating 894,293.37		FORECLOSURE	
Land Reclamation & Conservation		Other 130,000.00		Balance January 1, 1981	
Other Recreational Services	10,322.35	Total 2,265,538.33		Transfers From Taxes or Liens	
EDUCATION (excluding schools)		EQUALIZED VALUATION BASIS		Sale for Cash (1981)	
Libraries		FOR NET DEBT COMPUTATION	59,993,512	Cancelled, Aboted or Adjusted (1981)	
Other Educational Services		REAL PROPERTY VALUATIONS		Balance December 31, 1981	
STATUTORY EXPENDITURES		Code Class # of Parcels % VAL'N ASSESSED VALUATION		CURRENT FINANCES DECEMBER 31, 1981	
Pensions & F. I. C. A.	26,299.02	1 Vacant Land 67 1.99	847,000.00	ASSETS	
Employee Fringe Benefits	8,700.00	2 Residential 733 63.33	26,905,450.00	Cash Dec. 31, 1981	
Other Statutory Expenditures	2,557.87	3 Farm		Taxes Receivable	
CETA And Other Public Employment Programs	4,569.00	4a Commercial 74 13.45	5,712,300.00	Tax Title Liens	
MUNICIPAL FUNCTIONS TOTAL	518,780.82	4b Industrial 9 4.61	1,558,600.00	Foreclosed Property	
CAPITAL IMPROVEMENTS *MEMU*		4c Apartments 3 16.62	7,060,800.00	Emergencies & Other Deferred Charges	
DEBT SERVICE		Total 886	42,484,150.00	State and Federal Aid Receivable	
Principal Payments	10,000.00	Land Area .90 Sq. Miles		Other Receivables	
Interest Payments	7,420.00	Net Valuation Taxable-Municipal	45,446,036	Total	
DEFERRED CHARGES	7,608.27	Net Valuation Taxable-County	72,631,367	LIABILITIES, RESERVES, AND SURPLUS	
SCHOOL, COUNTY, SPECIAL DISTRICT TAXES	1,430,733.42	State Equalized Valuation	72,099,519	Cash Liabilities	
RESERVE FOR UNCOLLECTED TAXES	94,165.82	State Equalization Ratio	61.48	Reserves for Receivables	
EXPENDITURES TOTAL	2,068,708.33			Surplus Dec. 31, 1981	
				Total	

Population 1980 41,442
 Population 1981 41,071
 S & P Rating
 Moody Rating A-1

General Tax Rate Per \$100. 3.77
 State Equalized Tax Rate 3.38

NEW BRUNSWICK CITY - MIDDLESEX CO.
Form of Government:
Mayor-Council Plan E (OMCL 50)
Number of Members on Governing Body - 5

PER CAPITA:
 Grass Debt 872.93
 Net Debt 196.83
 Debt Service 21.18
 Total Tax Levy 392.06
 Municipal Expenditures 416.05

PER CENT:
 Grass Debt 9.27
 Net Debt 2.09
 Tax Levy Collected 94.79
 Tax Levy Cancelled, Abated or Adjusted .77

EXPENDITURES		REVENUES-REALIZED		1981 PROPERTY TAX	
GENERAL GOVERNMENT				STATE EQUALIZED TAX RATE	
Governing Body & Public Boards	108,023.00	1981 Property Taxes Collected	15,236,356.83	Local District School Taxes	1.81 8,536,904.00
Municipal Clerk	52,588.00	1981 Payments in Lieu of Taxes	129,000.00	Regional & Consolidated School Tax	
Financial Administration	106,115.00	Delinquent Tax & Lien Collections	576,868.18	School Taxes in Municipal Budget	.04 165,996.12
Assessment of Taxes	76,325.00	Business Personalty Replacement Taxes	1,138,559.60	County Taxes	.57 2,697,398.27
Collection of Taxes	120,895.00	Taxes from Public Utilities	1,730,077.00	County Library Taxes	
Planning, Housing & Development	84,985.00	Other Miscellaneous Tax Revenues		Local Municipal Purpose Taxes	.96 4,555,801.92
Human Resources	467,350.63	State Aid Revenues	2,969,687.03	Veteran & Senior Citizen Taxes	
Elections	10,590.00	Federal Aid Revenues	5,000.00	Total Taxes for Rate Computation	3.38 16,175,550.91
General Administration (other)	660,069.00	State and Local Fiscal Assistance Act Utilized	543,392.11	Special District Taxes	
JUDICIARY	162,667.00	Sole of Acquired Property	220,902.00	Bank Corp. Taxes	48,651.05
Municipal Courts		Other Miscellaneous Revenues	4,312,658.13	Added and Omitted Taxes	97,352.12
PUBLIC SAFETY		Total	26,862,580.88	Total Taxes Levied - ABSTRACT	16,102,104.08
Fire Protection	2,629,974.00	Prior Years Surplus Appropriated	770,469.85	Total Taxes Billed	16,073,607.11
Police Protection	3,601,764.25	REVENUES TOTAL	27,639,050.73	1981 TAXES COLLECTED	15,236,356.83
Civil Defense & Disaster Control	2,735.00	Reserve for Uncollected Taxes	714,624.00	1981 Taxes Cancelled, Abated or Adjusted	123,542.06
Environmental Inspection & Control	190,580.00	CAPITAL OUTLAY TOTAL	4,437,563.45	Transfer to Tax Title Liens or Foreclosed	158,661.84
Other Public Safety		Public Enterprises	781,956.81	Balance Outstanding Dec. 31, 1981	554,026.38
PUBLIC WORKS		Recreation—Culture	522,449.96	PRIOR YEARS TAXES OUTSTANDING	
Streets and Drainage	732,476.00	Public Works	1,303,781.99	Balance January 1, 1981	457,485.00
Sewers and Sewage Processing	2,191,875.00	Buildings and Grounds	219,056.38	Collected in 1981	398,589.07
Garbage and Trash Disposal	405,000.00	Library and Education	1,610,298.31	Cancelled, Abated or Adjusted 1981	18,657.91
Public Buildings and Grounds	431,353.00	Conservation		Transfers to Tax Title Liens or Foreclosed	29,319.90
Other Public Works	13,210.00	All Other		Balance December 31, 1981	918.12
HEALTH and WELFARE		CAPITAL DEBT AUTHORIZED, DECEMBER 31, 1981		TAX TITLE LIENS OUTSTANDING	
Health Services Except Environmental	104,911.00	ISSUED AND UNISSUED GROSS DEBT		Balance January 1, 1981	528,276.64
Welfare-Public Assistance	229,462.00	School	10,402,900	Transfer From Taxes	183,215.87
Hospitals, Clinics, First Aid		Self-liquidating	4,633,225	Redeemed in 1981	178,279.11
Animal, Insect, & Rodent Control		Other	20,816,155	Cancelled, Abated or Adjusted (1981)	
Other Welfare Services		Total	35,852,280	Transfers to Foreclosed Property	102,346.96
RECREATION and CONSERVATION		ISSUED AND OUTSTANDING		Balance December 31, 1981	430,866.44
Beaches and Boardwalks	253,900.00	School	7,406,000.00	PROPERTY ACQUIRED BY DEED OR FORECLOSURE	
Parks, Playgrounds, Shade Trees	25,000.00	Self-Liquidating	3,010,475.00	Balance January 1, 1981	441,800.00
Land Reclamation & Conservation	92,735.00	Other	18,750,080.00	Transfers From Taxes or Liens	124,472.10
Other Recreational Services		Total	29,166,555.00	Sale for Cash (1981)	
EDUCATION (excluding schools)		EQUALIZED VALUATION BASIS FOR NET DEBT COMPUTATION	386,841,735	Cancelled, Abated or Adjusted (1981)	124,472.10
Libraries	257,220.00	REAL PROPERTY VALUATIONS		Balance December 31, 1981	441,800.00
Other Educational Services	61,054.00	Code Class # of Parcels % VAL'N	ASSESSED VALUATION	CURRENT FINANCES DECEMBER 31, 1981	
STATUTORY EXPENDITURES		1 Vacant Land 530 2.40	8,985,100.00	ASSETS	
Pensions & F. I. C. A.	1,565,369.16	2 Residential 5568 44.40	166,518,700.00	Cash Dec. 31, 1981	2,341,513.38
Employee Fringe Benefits	330,000.00	3 Farm		Taxes Receivable	555,544.50
Other Statutory Expenditures	30,000.00	4a Commercial 958 27.08	101,577,700.00	Tax Title Liens	430,866.44
CETA And Other Public Employment Programs		4b Industrial 76 13.76	51,590,200.00	Foreclosed Property	441,800.00
MUNICIPAL FUNCTIONS		4c Apartments 139 12.37	46,389,400.00	Emergencies & Other Deferred Charges	501,891.76
CAPITAL IMPROVEMENTS *MEMO*	115,000.00	Total 7271	375,061,100.00	State and Federal Aid Receivable	18,144.61
DEBT SERVICE		Land Area 5.50 Sq. Miles		Other Receivables	497,025.32
Principal Payments	324,000.00	Net Valuation Taxable-Municipal	423,381,842	Total	4,786,786.01
Interest Payments	545,681.56	Net Valuation Taxable-County	512,993,204	LIABILITIES, RESERVES, AND SURPLUS	
TYPE I SCHL DEBT *MEMO	525,450.45	State Equalized Valuation	471,065,237	Cash Liabilities	2,130,406.03
DEFERRED CHARGES	505,028.39	State Equalization Ratio	89.66	Reserves for Receivables	1,906,599.94
SCHOOL, COUNTY, SPECIAL DISTRICT TAXES	11,400,298.99			Surplus Dec. 31, 1981	749,780.04
RESERVE FOR UNCOLLECTED TAXES	714,624.00			Total	4,786,786.01
EXPENDITURES TOTAL	28,487,858.98				

Population 1980	14,258
Population 1981	15,057
S & P Rating	
Moody Rating	

General Tax Rate Per \$100.	2.38
State Equalized Tax Rate	2.19

Number of Members on Governing Body – 3

Grass Debt	20.38
Net Debt	3.31
Debt Service	
Total Tax Levy	23.05
Municipal Expenditures	35.63

Gross Debt	3.58
Net Debt	.58
Tax Levy Collected	95.56
Tax Levy Cancelled, Abated or Adjusted	

EXPENDITURES		REVENUES-REALIZED		1981 PROPERTY TAX	
GENERAL GOVERNMENT				STATE EQUALIZED TAX RATE \rightarrow	
Governing Body & Public Boards		1981 Property Taxes Collected	330,980.44	Local District School Taxes	1.59
Municipal Clerk	23,000.00	1981 Payments in Lieu of Taxes		Regional & Consolidated School Tax	
Financial Administration	12,750.00	Delinquent Tax & Lien Collections	20,066.32	School Taxes in Municipal Budget	
Assessment of Taxes	7,450.00	Business Personalty Replacement Taxes	3,831.16	County Taxes	.56
Collection of Taxes	2,300.00	Taxes from Public Utilities	220,053.00	County Library Taxes	.03
Planning, Housing & Development		Other Miscellaneous Tax Revenues		Local Municipal Purpose Taxes	
Human Resources		State Aid Revenues	89,829.37	Veteran & Senior Citizen Taxes	
Elections		Federal Aid Revenues	1,920.33	Total Taxes for Rate Computation	2.18
General Administration (other)	81,000.00	State and Local Fiscal Assistance Act Utilized	60,601.02	Special District Taxes	
JUDICIARY	58,000.00	Sale of Acquired Property		Bank Corp. Taxes	1,095.52
Municipal Courts		Other Miscellaneous Revenues	186,234.51	Added and Omitted Taxes	49,754.09
PUBLIC SAFETY	19,500.00	Total	913,516.55	Total Taxes Levied - ABSTRACT	347,019.53
Fire Protection	107,601.02	Prior Years Surplus Appropriated	225,172.46	Total Taxes Billed	346,342.05
Police Protection	1,050.00	REVENUES	1,138,689.01	1981 TAXES COLLECTED	330,980.44
Civil Defense & Disaster Control	6,750.00	Reserve For Uncollected Taxes	30,340.65	1981 Taxes Cancelled, Abated or Adjusted	
Environmental Inspection & Control				Transfer to Tax Title Liens or Foreclosed	
Other Public Safety		CAPITAL OUTLAY	TOTAL	Balance Outstanding Dec. 31, 1981	15,361.61
PUBLIC WORKS	65,000.00	Public Enterprises		PRIOR YEARS TAXES OUTSTANDING	
Streets and Drainage	1,200.00	Recreation—Culture		Balance January 1, 1981	19,647.15
Sewers and Sewage Processing	9,000.00	Public Works		Collected in 1981	17,405.75
Public Buildings and Grounds	26,500.00	Buildings and Grounds		Cancelled, Abated or Adjusted 1981	
Other Public Works		Library and Education		Transfers to Tax Title Liens or Foreclosed	2,237.79
HEALTH and WELFARE	1,900.00	Conservation		Balance December 31, 1981	3.61
Health Services Except Environmental	1,150.00	All Other		TAX TITLE LIENS OUTSTANDING	
Welfare-Public Assistance				Balance January 1, 1981	
Hospitals, Clinics, First Aid	2,700.00	CAPITAL DEBT AUTHORIZED, DECEMBER 31, 1981		Transfer From Taxes	2,660.57
Animal, Insect, & Radent Control		ISSUED AND UNISSUED	GROSS DEBT	Redeemed in 1981	2,660.57
Other Welfare Services		School	306,814	Cancelled, Abated or Adjusted (1981)	
RECREATION and CONSERVATION	1,700.00	Self-liquidating		Transfers to Foreclosed Property	
Beaches and Boardwalks		Other		Balance December 31, 1981	
Parks, Playgrounds, Shade Trees	15,400.00	Total	306,814	PROPERTY ACQUIRED BY DEED OR	
Land Reclamation & Conservation		ISSUED AND OUTSTANDING		FORECLOSURE	
Other Recreational Services		School	306,814.10	Balance January 1, 1981	
EDUCATION (excluding schools)	10,000.00	Self-liquidating		Transfers From Taxes or Liens	
Libraries		Other		Sale for Cash (1981)	
Other Educational Services		Total	306,814.10	Cancelled, Abated or Adjusted (1981)	
STATUTORY EXPENDITURES	21,000.00	EQUALIZED VALUATION BASIS		Balance December 31, 1981	
Pensions & F. I. C. A	6,000.00	FOR NET DEBT COMPUTATION	8,566,355	CURRENT FINANCES DECEMBER 31, 1981	
Employee Fringe Benefits	3,000.00	REAL PROPERTY VALUATIONS		ASSETS	
Other Statutory Expenditures	1,202.00	Code Class # of Parcels % VAL'N	ASSESSED VALUATION	Cash Dec. 31, 1981	674,293.56
CETA And Other Public Employment Programs	491,153.02	1 Vacant Land 42 4.64	407,050.00	Taxes Receivable	15,365.22
MUNICIPAL FUNCTIONS		2 Residential 143 69.05	6,062,500.00	Tax Title Liens	
CAPITAL IMPROVEMENTS		3 Farm 35 7.12	625,650.00	Foreclosed Property	
DEBT SERVICE		4a Commercial 21 19.18	1,684,050.00	Emergencies & Other Deferred Charges	
Principal Payments		4b Industrial		State and Federal Aid Receivable	
Interest Payments		4c Apartments		Other Receivables	
DEFERRED CHARGES	15,000.00	Total 241	8,779,250.00	Total	689,658.78
SCHOOL, COUNTY, SPECIAL DISTRICT TAXES	296,170.32	Land Area 21.85 Sq. Miles		LIABILITIES, RESERVES, AND SURPLUS	
RESERVE FOR UNCOLLECTED TAXES	30,340.65	Net Valuation Taxable-Municipal	12,461,679	Cash Liabilities	208,644.74
EXPENDITURES	632,663.99	Net Valuation Taxable-County	12,455,597	Reserves for Receivables	15,365.22
TOTAL		State Equalized Valuation	13,215,509	Surplus Dec. 31, 1981	465,648.82
		State Equalization Ratio	52.05	Total	689,658.78

Population 1980 16,876
 Population 1981 16,832
 S & P Rating
 Moody Rating

General Tax Rate Per \$100.

3.31

State Equalized Tax Rate

2.49

NEW MILFORD BOROUGH - BERGEN CO.

Form of Government:

Borough Council

Number of Members on Governing Body - 6

PER CAPITA:

Gross Debt 134.06
 Net Debt 27.15
 Debt Service 4.54
 Total Tax Levy 545.49
 Municipal Expenditures 233.50

PER CENT:

Gross Debt .66
 Net Debt .14
 Tax Levy Collected 94.90
 Tax Levy Cancelled, Abated or Adjusted .39

EXPENDITURES		REVENUES-REALIZED		1981 PROPERTY TAX	
GENERAL GOVERNMENT				STATE EQUALIZED TAX RATE	
Governing Body & Public Boords	300.00	1981 Property Taxes Collected		Local District School Taxes	1.69
Municipal Clerk		1981 Payments in Lieu of Taxes		Regional & Consolidated School Tax	
Financial Administration	13,935.00	Delinquent Tax & Lien Collections		School Taxes in Municipal Budget	
Assessment of Taxes	33,680.00	Business Personalty Replacement Taxes		County Taxes	.33
Collection of Taxes	58,350.00	Taxes from Public Utilities		County Library Taxes	
Planning, Housing & Development	4,095.00	Other Miscellaneous Tax Revenues		Local Municipal Purpose Taxes	.47
Human Resources		State Aid Revenues		Veteran & Senior Citizen Taxes	
Elections		Federal Aid Revenues		Total Taxes for Rate Computation	2.49
General Administration (other)	558,860.79	State and Local Fiscal Assistance Act Utilized		Special District Taxes	
JUDICIARY		State and Local Fiscal Assistance Act Utilized		Bank Corp. Taxes	8,528.19
Municipal Courts	35,214.00	Sale of Acquired Property		Added and Omitted Taxes	11,546.91
PUBLIC SAFETY		Other Miscellaneous Revenues		Total Taxes Levied - ABSTRACT	9,181,635.63
Fire Protection	198,124.00	Prior Years Surplus Appropriated		Total Taxes Billed	9,194,916.16
Police Protection	1,095,929.21	REVENUES		1981 TAXES COLLECTED	9,093,369.52
Civil Defense & Disaster Control	3,300.00	Reserve For Uncollected Taxes		1981 Taxes Cancelled, Abated or Adjusted	36,091.29
Environmental Inspection & Control	22,533.00	CAPITAL OUTLAY		Transfer to Tax Title Liens or Foreclosed	8,152.18
Other Public Safety		TOTAL		Balance Outstanding Dec. 31, 1981	57,303.17
PUBLIC WORKS		Public Enterprises		PRIOR YEARS TAXES OUTSTANDING	
Streets and Drainage	435,799.00	Recreation—Culture		Balance January 1, 1981	75,726.12
Sewers and Sewage Processing	49,654.17	Public Works		Collected in 1981	70,531.11
Gorbage and Trash Disposal	257,811.00	Buildings and Grounds		Cancelled, Abated or Adjusted 1981	900.19
Public Buildings and Grounds	85,514.00	Library and Education		Transfers to Tax Title Liens or Foreclosed	4,294.82
Other Public Works	4,200.00	Conservation		Balance December 31, 1981	
HEALTH and WELFARE		All Other		TAX TITLE LIENS OUTSTANDING	
Health Services Except Environmental	38,830.00	CAPITAL DEBT AUTHORIZED, DECEMBER 31, 1981		Balance January 1, 1981	7,350.07
Welfare-Public Assistance	4,730.00	ISSUED AND UNISSUED		Transfer From Taxes	12,957.07
Hospitals, Clinics, First Aid	100.00	GROSS DEBT		Redeemed in 1981	
Animal, Insect, & Rodent Control	1,750.00	NET DEBT		Cancelled, Abated or Adjusted (1981)	
Other Welfare Services		SCHOOL		Transfers to Foreclosed Property	
RECREATION and CONSERVATION		Other		Balance December 31, 1981	20,307.14
Beaches and Boardwalks		Total		PROPERTY ACQUIRED BY DEED OR FORECLOSURE	
Parks, Playgrounds, Shode Trees	14,790.00	ISSUED AND OUTSTANDING		Balance January 1, 1981	37,759.68
Land Reclamation & Conservation		SCHOOL		Transfers From Taxes or Liens	
Other Recreational Services	87,980.00	Self-Liquidating		Sale for Cash (1981)	
EDUCATION (excluding schools)		Other		Cancelled, Abated or Adjusted (1981)	
Libraries		Total		Balance December 31, 1981	37,759.68
Other Educational Services	142,550.00	EQUALIZED VALUATION BASIS		CURRENT FINANCES DECEMBER 31, 1981	
STATUTORY EXPENDITURES		FOR NET DEBT COMPUTATION		ASSETS	
Pensions & F. I. C. A.	239,250.00	REAL PROPERTY VALUATIONS		Cash Dec. 31, 1981	1,333,554.73
Employee Fringe Benefits	72,110.00	Code Class # of Parcels % VAL'N		Taxes Receivable	57,303.17
Other Statutory Expenditures	11,500.00	ASSESSED VALUATION		Tax Title Liens	20,307.14
CETA And Other Public Employment Programs		1 Vacant Land 136 .56		Foreclosed Property	37,759.68
MUNICIPAL FUNCTIONS		2 Residential 3994 84.29		Emergencies & Other Deferred Charges	57,856.00
CAPITAL IMPROVEMENTS		3 Farm 5 .10		State and Federal Aid Receivable	18,798.55
DEBT SERVICE		4a Commercial 69 5.33		Other Receivables	2,014.61
Principal Payments	57,000.00	4b Industrial 7 .35		Total	1,527,594.28
Interest Payments	19,463.74	4c Apartments 15 9.37		LIABILITIES, RESERVES, AND SURPLUS	
		Total 4226		Cash Liabilities	482,044.41
DEFERRED CHARGES		Land Area 2.20 Sq. Miles		Reserves for Receivables	117,384.60
SCHOOL, COUNTY, SPECIAL DISTRICT TAXES	12,900.00	Net Valuation Taxable-Municipal		Surplus Dec. 31, 1981	928,165.27
SCHOOL, COUNTY, SPECIAL DISTRICT TAXES	7,426,325.53	Net Valuation Taxable-County		Total	1,527,594.28
RESERVE FOR UNCOLLECTED TAXES	366,071.00	State Equalized Valuation			
EXPENDITURES		State Equalization Ratio			
TOTAL	11,356,649.44				

General Tax Rate Per \$100.	3.83
State Equalized Tax Rate	2.35

NEW PROVIDENCE BOROUGH – UNION CO.
Form of Government:
 Borough Council
Number of Members on Governing Body – 6

PER CAPITA:		PER CENT:	
Gross Debt	409.74	Gross Debt	1.22
Net Debt	287.23	Net Debt	.85
Debt Service	24.98	Tax Levy Collected	98.69
Total Tax Levy	918.06	Tax Levy Cancelled, Abated	
Municipal Expenditures	368.48	or Adjusted	.21

EXPENDITURES		REVENUES-REALIZED		1981 PROPERTY TAX	
GENERAL GOVERNMENT				STATE EQUALIZED TAX RATE	
Governing Body & Public Boords		1981 Property Taxes Collected	11,226,528.42	Local District School Taxes	1.44
Municipal Clerk		1981 Payments in Lieu of Taxes		Regional & Consolidated School Tax	
Finoncial Administrotion	74,800.00	Delinquent Tax & Lien Collections	275,151.34	School Taxes in Municipal Budget	
Assessment of Taxes	46,150.00	Business Personalty Replacement Taxes	215,949.00	County Taxes	.45
Collection of Taxes	21,425.00	Taxes from Public Utilities	786,158.00	County Library Taxes	
Planning, Housing & Development	13,200.00	Other Miscellaneous Tax Revenues		Local Municipal Purpose Taxes	.47
Humon Resources	27,600.00	State Aid Revenues	115,057.48	Veteron & Senior Citizen Taxes	
Elections		Federal Aid Revenues		Total Taxes for Rate Computation	2.36
General Administrotion (other)	429,387.65	State and Local Fiscoal Assistance Act Utilized	105,873.36	Special District Taxes	
JUDICIARY		Sole of Acquired Property		Bank Corp. Taxes	
Municipal Courts	32,375.00	Other Miscellaneous Revenues	503,181.30	Added and Omitted Taxes	
PUBLIC SAFETY		Total	13,228,378.90	Total Taxes Levied - ABSTRACT	11,390,358.42
Fire Protection	85,000.00	Prior Years Surplus Appropriated	665,000.00	Total Taxes Billed	11,376,415.52
Police Protection	714,405.00	REVENUES	13,893,378.90	1981 TAXES COLLECTED	11,226,528.42
Civil Defense & Disoster Control	1,120.00	Reserve For Uncollected Taxes	721,447.74	1981 Taxes Cancelled, Aboted or Adjusted	23,341.54
Environmental Inspection & Control	25,190.00	CAPITAL OUTLAY	189,462.40	Transfer to Tax Title Liens or Foreclosed	2,822.71
Other Public Sotety		TOTAL		Balance Outstanding Dec. 31, 1981	123,322.45
PUBLIC WORKS				PRIOR YEARS TAXES OUTSTANDING	
Streets and Drainoge	405,500.00	Public Enterprises		Balance January 1, 1981	269,112.36
Sewers and Sewoge Processing	375,880.00	Recreation—Culture		Collected in 1981	266,550.58
Gorboge and Trosh Disposol	340,000.00	Public Works	167,850.49	Cancelled, Aboted or Adjusted 1981	
Public Buildings and Grounds	143,223.78	Buildings and Grounds	5,253.13	Transfers to Tax Title Liens or Foreclosed	
Other Public Works	96,760.00	Library and Education	16,318.78	Balance December 31, 1981	2,561.78
HEALTH and WELFARE		Conservation		TAX TITLE LIENS OUTSTANDING	
Health Services Except Environmental	28,800.00	All Other		Balance January 1, 1981	9,193.08
Welfare-Public Assistance	4,300.00	CAPITAL DEBT AUTHORIZED, DECEMBER 31, 1981		Transfer From Taxes	2,822.71
Hospitals, Clinics, First Aid	500.00	ISSUED AND UNISSUED		Redeemed in 1981	8,640.76
Animol, Insect, & Rodent Control		School	1,520,000	Cancelled, Abated or Adjusted (1981)	
Other Welfore Services		Self-liquidating		Transfers to Foreclosed Property	
RECREATION and CONSERVATION		Other	3,563,678	Balance December 31, 1981	3,375.03
Beoches ond Boardwalks		Total	5,083,678	PROPERTY ACQUIRED BY DEED OR FORECLOSURE	
Parks, Ploygrounds, Shade Trees	56,200.00	ISSUED AND OUTSTANDING		Balance January 1, 1981	33,330.00
Lond Reclomotion & Conservation		School	1,520,000.00	Transfers From Taxes or Liens	
Other Recreationol Services		Self-Liquidating		Sale for Cash (1981)	
EDUCATION (excluding schools)		Other	3,437,000.00	Cancelled, Abated or Adjusted (1981)	
Libraries	178,245.00	Total	4,957,000.00	Balance December 31, 1981	33,330.00
Other Educotional Services		EQUALIZED VALUATION BASIS		CURRENT FINANCES DECEMBER 31, 1981	
STATUTORY EXPENDITURES		FOR NET DEBT COMPUTATION	417,080,558	ASSETS	
Pensions & F. I. C. A.	255,404.22	REAL PROPERTY VALUATIONS		Cosh Dec. 31, 1981	1,195,061.26
Employee Fringe Benefits	71,400.00	Code Class # of Parcels % VAL'N		Taxes Receivable	125,864.23
Other Statutory Expenditures	10,500.00	1 Vacant Land 119 2.47	7,171,200.00	Tax Title Liens	3,375.03
CETA And Other Public Employment Programs		2 Residential 3414 68.89	199,862,000.00	Foreclosed Property	33,330.00
MUNICIPAL FUNCTIONS	3,485,365.65	3 Form 4 .06	163,500.00	Emergencies & Other Deferred Charges	17,609.50
CAPITAL IMPROVEMENTS	75,000.00	4a Commercial 72 11.26	32,672,400.00	State ond Federal Aid Receivable	3,000.00
DEBT SERVICE		4b Industrial 18 14.05	40,756,800.00	Other Receivobles	117,358.27
Principal Payments	122,000.00	4c Aportments 11 3.27	9,479,500.00	Total	1,455,618.29
Interest Payments	187,940.67	Total 3638	290,105,800.00	LIABILITIES, RESERVES, AND SURPLUS	
DEFERRED CHARGES	55,000.00	Lond Area 3.50 Sq. Miles		Cash Liabilities	277,386.39
SCHOOL, COUNTY, SPECIAL DISTRICT TAXES	9,066,760.85	Net Valuation Taxoble-Municipol	255,927,036	Reserves for Receivobles	279,947.53
RESERVE FOR UNCOLLECTED TAXES	721,447.74	Net Valuation Taxable-County	429,803,698	Surplus Dec. 31, 1981	938,284.37
EXPENDITURES	13,638,514.91	State Equalized Valuation	478,307,828	Total	1,455,618.29

Population 1980 329,248

Population 1981 325,143

S & P Rating BBB

Moody Rating BAA

General Tax Rate Per \$100.

10.11

State Equalized Tax Rate

5.25

NEWARK CITY - ESSEX COUNTY

Form of Government:

Mayor-Council Plan C (OMCL 50)

Number of Members on Governing Body - 9

PER CAPITA:

Gross Debt 546.68

Net Debt 160.84

Debt Service 70.71

Total Tax Levy 331.17

Municipal Expenditures 697.97

PER CENT:

Gross Debt 10.11

Net Debt 2.97

Tax Levy Collected 87.22

Tax Levy Cancelled, Abated

or Adjusted 2.84

EXPENDITURES		REVENUES-REALIZED		1981 PROPERTY TAX	
GENERAL GOVERNMENT				STATE EQUALIZED TAX RATE	
Governing Body & Public Boards	2,320,908.03	1981 Property Taxes Collected	93,243,462.88	Local District School Taxes	1.69
Municipal Clerk	781,546.00	1981 Payments in Lieu of Taxes	5,725,777.54	Regional & Consolidated School Tax	
Financial Administration	2,717,243.00	Delinquent Tax & Lien Collections	9,459,357.29	School Taxes in Municipal Budget	.14
Assessment of Taxes	556,805.00	Business Personalty Replacement Taxes	19,172,986.52	County Taxes	1.33
Collection of Taxes	725,639.00	Taxes from Public Utilities	22,739,894.54	County Library Taxes	
Planning, Housing & Development	1,961,275.02	Other Miscellaneous Tax Revenues	6,810,303.77	Local Municipal Purpose Taxes	2.09
Human Resources	3,077,444.54	State Aid Revenues	39,313,212.07	Veteran & Senior Citizen Taxes	
Elections	50,000.00	Federal Aid Revenues	20,742,049.00	Total Taxes for Rate Computation	5.25
General Administration (other)	19,277,952.75	State and Local Fiscal Assistance Act Utilized	9,529,964.37	Special District Taxes	
JUDICIARY		State and Local Fiscal Assistance Act Utilized	9,529,964.37	Bank Corp. Taxes	818,756.01
Municipal Courts	1,811,719.00	Sale of Acquired Property	1,241,178.90	Added and Omitted Taxes	1,441,322.04
PUBLIC SAFETY		Other Miscellaneous Revenues	45,489,913.42	Total Taxes Levied - ABSTRACT	107,678,655.46
Fire Protection	23,099,949.00	Total	273,468,120.30	Total Taxes Billed	106,508,536.74
Police Protection	31,401,336.13	Prior Years Surplus Appropriated	14,813,730.00	1981 TAXES COLLECTED	93,243,462.88
Civil Defense & Disaster Control	131,548.00	REVENUES	TOTAL	1981 Taxes Cancelled, Abated or Adjusted	3,032,672.51
Environmental Inspection & Control	1,451,157.00	Reserve For Uncollected Taxes	15,923,000.00	Transfer to Tax Title Liens or Foreclosed	
Other Public Safety		CAPITAL OUTLAY	TOTAL	Balance Outstanding Dec. 31, 1981	10,632,383.35
PUBLIC WORKS		Public Enterprises	151,690.53	PRIOR YEARS TAXES OUTSTANDING	
Streets and Drainage	1,158,795.14	Recreation—Culture	91.13	Balance January 1, 1981	13,625,625.06
Sewers and Sewage Processing	19,195,291.29	Public Works	3,692,079.82	Collected in 1981	6,463,314.76
Garbage and Trash Disposal		Buildings and Grounds	1,433,367.73	Cancelled, Abated or Adjusted 1981	3,091,519.18
Public Buildings and Grounds	10,259,911.82	Library and Education		Transfers to Tax Title Liens or Foreclosed	1,612,921.28
Other Public Works	4,816,015.49	Conservation		Balance December 31, 1981	2,457,869.64
HEALTH and WELFARE		All Other		TAX TITLE LIENS OUTSTANDING	
Health Services Except Environmental	4,501,868.00	CAPITAL DEBT AUTHORIZED, DECEMBER 31, 1981		Balance January 1, 1981	9,464,511.85
Welfare-Public Assistance	6,072,546.00	ISSUED AND UNISSUED	GROSS DEBT	Transfer From Taxes	1,935,618.99
Hospitals, Clinics, First Aid		School	113,915,469	Redeemed in 1981	2,996,042.53
Animal, Insect, & Rodent Control	169,614.00	Self-liquidating	9,081,430	Cancelled, Abated or Adjusted (1981)	1,576,281.63
Other Welfare Services	332,495.45	Other	54,752,055	Transfers to Foreclosed Property	
RECREATION and CONSERVATION		Total	177,748,955	Balance December 31, 1981	6,627,806.68
Beaches and Boardwalks		ISSUED AND OUTSTANDING		PROPERTY ACQUIRED BY DEED OR	
Parks, Playgrounds, Shade Trees	743,299.50	School	87,557,000.00	FORECLOSURE	
Land Reclamation & Conservation	247,128.00	Self-Liquidating	6,626,000.00	Balance January 1, 1981	48,127,940.00
Other Recreational Services	620,824.84	Other	53,362,000.00	Transfers From Taxes or Liens	
EDUCATION (excluding schools)		Total	147,545,000.00	Sale for Cash (1981)	
Libraries	4,300,958.00	EQUALIZED VALUATION BASIS		Cancelled, Abated or Adjusted (1981)	
Other Educational Services	2,639,465.02	FOR NET DEBT COMPUTATION	1,758,422,839	Balance December 31, 1981	48,127,940.00
STATUTORY EXPENDITURES		REAL PROPERTY VALUATIONS		CURRENT FINANCES DECEMBER 31, 1981	
Pensions & F. I. C. A.	20,461,545.56	Code	Class	ASSETS	
Employee Fringe Benefits		1 Vacant Land	2709 2.04	Cash Dec. 31, 1981	49,435,534.87
Other Statutory Expenditures	700,000.00	2 Residential	27246 32.59	Taxes Receivable	13,090,253.19
CETA And Other Public Employment Programs	21,426,474.00	3 Farm		Tax Title Liens	6,627,806.68
MUNICIPAL FUNCTIONS	TOTAL	4a Commercial	5204 35.34	Foreclosed Property	48,127,940.00
CAPITAL IMPROVEMENTS	*MEMO*	4b Industrial	1261 19.39	Emergencies & Other Deferred Charges	42,060.88
DEBT SERVICE		4c Apartments	1827 10.63	State and Federal Aid Receivable	725,832.03
Principal Payments	12,799,000.00	Total	38247	Other Receivables	23,759,711.79
Interest Payments	10,190,342.50	Land Area	24.14 Sq. Miles	Total	142,049,139.44
TYPE I SCHL DEBT *MEMO	13,827,718.37	Net Valuation Taxable-Municipal	1,043,197,000	LIABILITIES, RESERVES, AND SURPLUS	
DEFERRED CHARGES	816,468.20	Net Valuation Taxable-County	2,252,255,230	Cash Liabilities	27,343,669.64
SCHOOL, COUNTY, SPECIAL DISTRICT TAXES	63,416,892.40	State Equalized Valuation	1,947,604,111	Reserves for Receivables	89,840,399.06
RESERVE FOR UNCOLLECTED TAXES	15,923,000.00	State Equalization Ratio	51.96	Surplus Dec. 31, 1981	24,864,870.74
EXPENDITURES	TOTAL			Total	142,049,139.44

0813

Population 1980 **1,563**
 Population 1981 **1,565**
 S & P Rating
 Moody Rating

General Tax Rate Per \$100. **2.48**
 State Equalized Tax Rate **2.49**

NEWFIELD BOROUGH - GLOUCESTER CO.
Form of Government:
Borough Council
Number of Members on Governing Body - 6

PER CAPITA:
 Gross Debt **70.93**
 Net Debt **8.62**
 Debt Service **1.20**
 Total Tax Levy **424.28**
 Municipal Expenditures **305.25**

PER CENT:
 Gross Debt **.47**
 Net Debt **.06**
 Tax Levy Collected **93.22**
 Tax Levy Cancelled, Abated or Adjusted **.10**

EXPENDITURES		REVENUES-REALIZED		1981 PROPERTY TAX	
GENERAL GOVERNMENT		STATE EQUALIZED TAX RATE		↓	
Governing Body & Public Boards	6,415.35	1981 Property Taxes Collected	610,181.80	Local District School Taxes	1.26 331,813.00
Municipal Clerk		1981 Payments in Lieu of Taxes		Regional & Consolidated School Tax	
Financial Administration	13,300.00	Delinquent Tax & Lien Collections	36,374.50	School Taxes in Municipal Budget	
Assessment of Taxes	7,725.00	Business Personalty Replacement Taxes	20,445.76	County Taxes	.56 146,845.44
Collection of Taxes	11,995.00	Taxes from Public Utilities	76,445.00	County Library Taxes	.02 4,258.58
Planning, Housing & Development	4,210.00	Other Miscellaneous Tax Revenues	40,000.00	Local Municipal Purpose Taxes	.65 172,386.43
Human Resources		State Aid Revenues	22,547.91	Veteran & Senior Citizen Taxes	
Elections	700.00	Federal Aid Revenues	31,134.68	Total Taxes for Rate Computation	2.49 676,283.45
General Administration (other)	51,698.02	State and Local Fiscal Assistance Act Utilized	23,441.00	Special District Taxes	
JUDICIARY		Sole of Acquired Property		Bank Corp. Taxes	5,437.05
Municipal Courts	5,500.00	Other Miscellaneous Revenues	44,623.80	Added and Omitted Taxes	3,278.78
PUBLIC SAFETY		Total	911,194.45	Total Taxes Levied - ABSTRACT	663,999.28
Fire Protection	4,450.00	Prior Years Surplus Appropriated	74,857.80	Total Taxes Billed	660,999.31
Police Protection	39,223.10	REVENUES TOTAL	986,092.25	1981 TAXES COLLECTED	616,181.80
Civil Defense & Disaster Control		Reserve For Uncollected Taxes	66,953.74	1981 Taxes Cancelled, Abated or Adjusted	652.24
Environmental Inspection & Control	9,600.00	CAPITAL OUTLAY TOTAL	1,234.74	Transfer to Tax Title Liens or Foreclosed	6,859.68
Other Public Safety				Balance Outstanding Dec. 31, 1981	37,305.59
PUBLIC WORKS				PRIOR YEARS TAXES OUTSTANDING	
Streets and Drainage	72,410.69	Public Enterprises		Balance January 1, 1981	41,897.95
Sewers and Sewage Processing		Recreation—Culture		Collected in 1981	32,994.23
Garbage and Trash Disposal	9,360.00	Public Works		Cancelled, Abated or Adjusted 1981	411.68
Public Buildings and Grounds	21,606.13	Buildings and Grounds	1,234.74	Transfers to Tax Title Liens or Foreclosed	7,046.43
Other Public Works		Library and Education		Balance December 31, 1981	1,445.61
HEALTH and WELFARE		Conservation		TAX TITLE LIENS OUTSTANDING	
Health Services Except Environmental	600.00	All Other		Balance January 1, 1981	12,634.62
Welfare-Public Assistance		CAPITAL DEBT AUTHORIZED, DECEMBER 31, 1981		Transfer From Taxes	14,948.10
Hospitals, Clinics, First Aid		ISSUED AND UNISSUED GROSS DEBT NET DEBT		Redeemed in 1981	3,878.79
Animal, Insect, & Rodent Control	460.59	School		Cancelled, Abated or Adjusted (1981)	
Other Welfare Services		Self-liquidating	87,000	Transfers to Foreclosed Property	
RECREATION and CONSERVATION		Other	24,000	Balance December 31, 1981	23,703.93
Beaches and Boardwalks		Total	111,000	PROPERTY ACQUIRED BY DEED OR FORECLOSURE	
Parks, Playgrounds, Shade Trees	1,000.00			Balance January 1, 1981	
Land Reclamation & Conservation		ISSUED AND OUTSTANDING		Transfers From Taxes or Liens	
Other Recreational Services	100.00	School		Sole for Cash (1981)	
EDUCATION (excluding schools)		Self-liquidating	87,000.00	Cancelled, Abated or Adjusted (1981)	
Libraries		Other	24,000.00	Balance December 31, 1981	
Other Educational Services	3,000.00	Total	111,000.00	CURRENT FINANCES DECEMBER 31, 1981	
STATUTORY EXPENDITURES		EQUALIZED VALUATION BASIS FOR NET DEBT COMPUTATION	23,527,143	ASSETS	
Pensions & F. I. C. A.	19,781.28	REAL PROPERTY VALUATIONS		Cash Dec. 31, 1981	293,344.79
Employee Fringe Benefits	2,100.00	Code Class # of Parcels % VAL'N	ASSESSED VALUATION	Taxes Receivable	38,751.20
Other Statutory Expenditures	1,000.00	1 Vacant Land 99 2.96	774,000.00	Tax Title Liens	23,703.93
CETA And Other Public Employment Programs	31,744.00	2 Residential 461 67.33	17,599,900.00	Foreclosed Property	
MUNICIPAL FUNCTIONS TOTAL	317,979.16	3 Farm 35 3.85	1,007,400.00	Emergencies & Other Deferred Charges	16,709.85
CAPITAL IMPROVEMENTS *MEMU*		4a Commercial 29 6.88	1,797,600.00	State and Federal Aid Receivable	4,853.67
DEBT SERVICE		4b Industrial 13 17.58	4,594,600.00	Other Receivables	7,029.80
Principal Payments		4c Apartments 5 1.40	364,800.00	Total	384,393.24
Interest Payments	1,882.50	Total	26,138,300.00	LIABILITIES, RESERVES, AND SURPLUS	
DEFERRED CHARGES		Land Area 1.71 Sq. Miles		Cash Liabilities	107,043.61
SCHOOL, COUNTY, SPECIAL DISTRICT TAXES	90,902.03	Net Valuation Taxable-Municipal	26,520,989	Reserves for Receivables	69,484.93
RESERVE FOR UNCOLLECTED TAXES	482,897.02	Net Valuation Taxable-County	24,325,044	Surplus Dec. 31, 1981	207,864.50
EXPENDITURES TOTAL	960,614.45	State Equalized Valuation	26,437,831	Total	384,393.24
		State Equalization Ratio	100.32		

1915

Population 1980 7,748
 Population 1981 7,811
 S & P Rating
 Moody Rating

General Tax Rate Per \$100. 2.25
 State Equalized Tax Rate 2.52

NEWTON TOWN - SUSSEX COUNTY

Form of Government:

Council-Manager Plan B (OMCL 50)

Number of Members on Governing Body - 5

PER CAPITA:

Gross Debt 228.72
 Net Debt 105.56
 Debt Service 10.73
 Total Tax Levy 427.34
 Municipal Expenditures 234.34

PER CENT:

Gross Debt 1.58
 Net Debt .73
 Tax Levy Collected 92.83
 Tax Levy Cancelled, Abated or Adjusted

EXPENDITURES		REVENUES-REALIZED		1981 PROPERTY TAX	
GENERAL GOVERNMENT				STATE EQUALIZED TAX RATE	
Governing Body & Public Boards		1981 Property Taxes Collected	3,075,751.55	Local District School Taxes	1.63
Municipal Clerk		1981 Payments in Lieu of Taxes	81,837.64	Regional & Consolidated School Tax	
Financial Administration	30,502.00	Delinquent Tax & Lien Collections	163,356.79	School Taxes in Municipal Budget	
Assessment of Taxes	10,239.00	Business Personality Replacement Taxes	246,651.04	County Taxes	.56 *
Collection of Taxes	15,411.00	Taxes from Public Utilities	335,181.00	County Library Taxes	.03
Planning, Housing & Development	2,800.00	Other Miscellaneous Tax Revenues		Local Municipal Purpose Taxes	.31
Human Resources	500.00	State Aid Revenues	57,583.00	Veteran & Senior Citizen Taxes	
Elections	4,500.00	Federal Aid Revenues		Total Taxes for Rate Computation	2.53
General Administration (other)	216,649.00	State and Local Fiscal Assistance Act Utilized	68,956.00	Special District Taxes	
JUDICIARY		Sale of Acquired Property	20,000.00	Bank Corp. Taxes	24,556.72
Municipal Courts	15,629.00	Other Miscellaneous Revenues	193,510.25	Added and Omitted Taxes	2,004.43
PUBLIC SAFETY		Total	4,242,867.27	Total Taxes Levied - ABSTRACT	3,337,986.30
Fire Protection	22,530.00	Prior Years Surplus Appropriated	365,000.00	Total Taxes Billed	3,313,429.58
Police Protection	458,755.00	REVENUES TOTAL	4,607,867.27	1981 TAXES COLLECTED	3,075,751.55
Civil Defense & Disaster Control	800.00	Reserve For Uncollected Taxes	325,000.00	1981 Taxes Cancelled, Abated or Adjusted	
Environmental Inspection & Control	28,867.00	CAPITAL OUTLAY TOTAL	293,057.81	Transfer to Tax Title Liens or Foreclosed	
Other Public Safety		Public Enterprises	55,525.67	Balance Outstanding Dec. 31, 1981	237,678.03
PUBLIC WORKS		Recreation—Culture		PRIOR YEARS TAXES OUTSTANDING	
Streets and Drainage	236,815.00	Public Works	44,613.13	Balance January 1, 1981	169,251.34
Sewers and Sewage Processing	5,280.00	Buildings and Grounds	192,919.01	Collected in 1981	116,139.88
Garbage and Trash Disposal	61,515.00	Library and Education		Cancelled, Abated or Adjusted 1981	
Public Buildings and Grounds		Conservation		Transfers to Tax Title Liens or Foreclosed	
Other Public Works		All Other		Balance December 31, 1981	53,111.46
HEALTH and WELFARE		CAPITAL DEBT AUTHORIZED, DECEMBER 31, 1981		TAX TITLE LIENS OUTSTANDING	
Health Services Except Environmental	24,254.00	ISSUED AND UNISSUED		Balance January 1, 1981	55,575.25
Welfare-Public Assistance	10,355.00	School		Transfer From Taxes	
Hospitals, Clinics, First Aid	2,500.00	Self-liquidating	962,000	Redeemed in 1981	47,216.91
Animal, Insect, & Rodent Control	800.00	Other	824,514	Cancelled, Abated or Adjusted (1981)	
Other Welfare Services		Total	1,786,514	Transfers to Foreclosed Property	
RECREATION and CONSERVATION		ISSUED AND OUTSTANDING		Balance December 31, 1981	8,358.34
Beaches and Boardwalks		School		PROPERTY ACQUIRED BY DEED OR	
Parks, Playgrounds, Shade Trees	33,653.00	Self-liquidating	962,000.00	FORECLOSURE	
Land Reclamation & Conservation		Other	660,000.00	Balance January 1, 1981	49,405.00
Other Recreational Services	27,150.00	Total	1,622,000.00	Transfers From Taxes or Liens	
EDUCATION (excluding schools)		EQUALIZED VALUATION BASIS		Sale for Cash (1981)	20,000.00
Libraries		FOR NET DEBT COMPUTATION	113,265,660	Cancelled, Abated or Adjusted (1981)	
Other Educational Services		REAL PROPERTY VALUATIONS		Balance December 31, 1981	29,405.00
STATUTORY EXPENDITURES		Code Class # of Parcels % VAL'N	ASSESSED VALUATION	CURRENT FINANCES DECEMBER 31, 1981	
Pensions & F. I. C. A.	102,000.00	1 Vacant Land 274 3.13	4,480,350.00	ASSETS	
Employee Fringe Benefits		2 Residential 1651 65.34	93,399,454.00	Cash Dec. 31, 1981	416,190.09
Other Statutory Expenditures	4,500.00	3 Farm 4 .05	77,950.00	Taxes Receivable	250,789.49
CETA And Other Public Employment Programs		4a Commercial 236 22.22	31,764,900.00	Tax Title Liens	8,358.34
MUNICIPAL FUNCTIONS TOTAL	1,316,004.00	4b Industrial 11 3.53	5,049,620.00	Foreclosed Property	29,405.00
CAPITAL IMPROVEMENTS *MEMO*		4c Apartments 17 5.72	8,177,800.00	Emergencies & Other Deferred Charges	73,000.00
DEBT SERVICE		Total 2193	142,950,114.00	State and Federal Aid Receivable	206.45
Principal Payments	43,000.00	Land Area 3.30 Sq. Miles		Other Receivables	131,890.88
Interest Payments	40,806.00	Net Valuation Taxable-Municipal	147,185,661	Total	949,840.25
DEFERRED CHARGES	105,615.00	Net Valuation Taxable-County	122,437,779	LIABILITIES, RESERVES, AND SURPLUS	
SCHOOL, COUNTY, SPECIAL DISTRICT TAXES	2,908,805.31	State Equalized Valuation	131,805,239	Cash Liabilities	81,247.39
RESERVE FOR UNCOLLECTED TAXES	325,000.00	State Equalization Ratio	112.06	Reserves for Receivables	460,443.71
EXPENDITURES TOTAL	4,735,230.31			Surplus Dec. 31, 1981	408,149.15
				Total	549,840.25

Population 1980 16,587
 Population 1981 16,536
 S & P Rating
 Moody Rating A

General Tax Rate Per \$100. 2.64
 State Equalized Tax Rate 2.20

NORTH ARLINGTON BORO. - BERGEN CO.

Form of Government:

Borough Council

Number of Members on Governing Body - 6

PER CAPITA:

Gross Debt 183.42
 Net Debt 183.42
 Debt Service 21.13
 Total Tax Levy 412.94
 Municipal Expenditures 227.93

PER CENT:

Gross Debt 1.05
 Net Debt 1.05
 Tax Levy Collected 97.77
 Tax Levy Cancelled, Abated or Adjusted

EXPENDITURES		REVENUES-REALIZED		1981 PROPERTY TAX	
GENERAL GOVERNMENT		1981 Property Taxes Collected		STATE EQUALIZED TAX RATE 1.19	
Governing Body & Public Boards	14,865.00	1981 Payments in Lieu of Taxes		Local District School Taxes 1.19	
Municipal Clerk		Delinquent Tax & Lien Collections		Regional & Consolidated School Tax	
Financial Administration	16,910.00	Business Personalty Replacement Taxes		School Taxes in Municipal Budget	
Assessment of Taxes	5,186.00	Taxes from Public Utilities		County Taxes .34	
Collection of Taxes	51,417.00	Other Miscellaneous Tax Revenues		County Library Taxes	
Planning, Housing & Development	6,435.00	State Aid Revenues		Local Municipal Purpose Taxes .66	
Human Resources		Federal Aid Revenues		Veteran & Senior Citizen Taxes	
Elections	7,590.00	State and Local Fiscal Assistance Act Utilized		Total Taxes for Rate Computation 2.19	
General Administration (other)	396,539.26	Sale of Acquired Property		Special District Taxes	
JUDICIARY		Other Miscellaneous Revenues		Bank Corp. Taxes	
Municipal Courts	56,479.00	Total		Added and Omitted Taxes	
PUBLIC SAFETY		Prior Years Surplus Appropriated		Total Taxes Levied - ABSTRACT	
Fire Protection	49,350.00	REVENUES TOTAL		Total Taxes Billed	
Police Protection	1,009,518.74	Reserve For Uncollected Taxes		1981 TAXES COLLECTED	
Civil Defense & Disaster Control	710.00	CAPITAL OUTLAY TOTAL		1981 Taxes Cancelled, Abated or Adjusted	
Environmental Inspection & Control	26,100.00	Public Enterprises		Transfer to Tax Title Liens or Foreclosed	
Other Public Safety		Recreation—Culture		Balance Outstanding Dec. 31, 1981	
PUBLIC WORKS		Public Works		PRIOR YEARS TAXES OUTSTANDING	
Streets and Drainage	341,193.65	Buildings and Grounds		Balance January 1, 1981	
Sewers and Sewage Processing	138,657.81	Library and Education		Collected in 1981	
Garbage and Trash Disposal	213,400.00	Conservation		Cancelled, Abated or Adjusted 1981	
Public Buildings and Grounds	50,095.00	All Other		Transfers to Tax Title Liens or Foreclosed	
Other Public Works	51,694.00	CAPITAL DEBT AUTHORIZED, DECEMBER 31, 1981		Balance December 31, 1981	
HEALTH and WELFARE		ISSUED AND UNISSUED		TAX TITLE LIENS OUTSTANDING	
Health Services Except Environmental	112,689.00	GROSS DEBT		Balance January 1, 1981	
Welfare-Public Assistance	5,910.00	NET DEBT		Transfer From Taxes	
Hospitals, Clinics, First Aid		School		Redeemed in 1981	
Animal, Insect, & Rodent Control	260.00	Self-liquidating		Cancelled, Abated or Adjusted (1981)	
Other Welfare Services		Other		Transfers to Foreclosed Property	
RECREATION and CONSERVATION		Total		Balance December 31, 1981	
Beaches and Boardwalks	43,365.00	ISSUED AND OUTSTANDING		PROPERTY ACQUIRED BY DEED OR	
Parks, Playgrounds, Shade Trees		School		FORECLOSURE	
Land Reclamation & Conservation		Self-liquidating		Balance January 1, 1981	
Other Recreational Services		Other		Transfers From Taxes or Liens	
EDUCATION (excluding schools)		Total		Sale for Cash (1981)	
Libraries	86,200.00	EQUALIZED VALUATION BASIS		Cancelled, Abated or Adjusted (1981)	
Other Educational Services		FOR NET DEBT COMPUTATION		Balance December 31, 1981	
STATUTORY EXPENDITURES		REAL PROPERTY VALUATIONS		CURRENT FINANCES DECEMBER 31, 1981	
Pensions & F. I. C. A	246,711.74	Code Class # of Parcels % VAL'N		ASSETS	
Employee Fringe Benefits	68,000.00	1 Vacant Land 94 1.21		Cosh Dec. 31, 1981	
Other Statutory Expenditures	12,800.00	2 Residential 3640 79.81		Taxes Receivable	
CETA And Other Public Employment Programs	67,935.00	3 Farm		Tox Title Liens	
MUNICIPAL FUNCTIONS TOTAL	3,080,011.20	4a Commercial 185 7.13		Foreclosed Property	
CAPITAL IMPROVEMENTS *MEMO*	15,000.00	4b Industrial 68 4.87		Emergencies & Other Deferred Charges	
DEBT SERVICE		4c Apartments 40 6.98		State and Federal Aid Receivable	
Principal Payments	143,000.00	Total 4027		Other Receivables	
Interest Payments	206,364.42	Land Area 2.50 Sq. Miles		Total	
DEFERRED CHARGES	184,954.15	Net Valuation Taxable-Municipal		LIABILITIES, RESERVES, AND SURPLUS	
SCHOOL, COUNTY, SPECIAL DISTRICT TAXES	4,775,090.91	Net Valuation Taxable-County		Cosh Liabilities	
RESERVE FOR UNCOLLECTED TAXES	154,711.14	State Equalized Valuation		Reserves for Receivables	
EXPENDITURES TOTAL	8,544,131.82	State Equalization Ratio 63.20		Surplus Dec. 31, 1981	
				Total	

0908

Population 1980 47,019
 Population 1981 47,197
 S & P Rating
 Moody Rating

General Tax Rate Per \$100.

4.76

State Equalized Tax Rate

3.99

NORTH BERGEN TOWNSHIP - HUDSON CO.

Form of Government:

Commission (1911)

Number of Members on Governing Body - 5

PER CAPITA:

Gross Debt 882.43
 Net Debt 626.02
 Debt Service 72.12
 Total Tax Levy 655.54
 Municipal Expenditures 446.00

PER CENT:

Gross Debt 5.84
 Net Debt 4.14
 Tax Levy Collected 95.87
 Tax Levy Cancelled, Abated or Adjusted .37

EXPENDITURES		REVENUES-REALIZED		1981 PROPERTY TAX	
GENERAL GOVERNMENT		1981 Property Taxes Collected		STATE EQUALIZED TAX RATE	
Governing Body & Public Boards	35,600.00	1981 Payments in Lieu of Taxes		Local District School Taxes	1.51
Municipal Clerk	77,087.00	Delinquent Tax & Lien Collections		Regional & Consolidated School Tax	
Financial Administration	121,000.00	Business Personalty Replacement Taxes		School Taxes in Municipal Budget	.07
Assessment of Taxes	427,921.93	Taxes from Public Utilities		County Taxes	1.11
Collection of Taxes	87,781.55	Other Miscellaneous Tax Revenues		County Library Taxes	
Planning, Housing & Development	163,750.00	State Aid Revenues		Local Municipal Purpose Taxes	1.30
Human Resources		Federal Aid Revenues		Veteran & Senior Citizen Taxes	
Elections	3,119.00	State and Local Fiscal Assistance Act Utilized		Total Taxes for Rate Computation	3.99
General Administration (other)	1,057,447.96	Sale of Acquired Property		Special District Taxes	
JUDICIARY		Other Miscellaneous Revenues		Bank Corp. Taxes	14,877.36
Municipal Courts	76,258.00	Prior Years Surplus Appropriated		Added and Omitted Taxes	173,134.46
PUBLIC SAFETY		REVENUES		Total Taxes Levied - ABSTRACT	30,939,423.74
Fire Protection	3,352,234.98	Reserve For Uncollected Taxes		Total Taxes Billed	30,925,149.61
Police Protection	2,597,492.67	CAPITAL OUTLAY		1981 TAXES COLLECTED	29,648,958.80
Civil Defense & Disaster Control		Public Enterprises		1981 Taxes Cancelled, Abated or Adjusted	115,265.85
Environmental Inspection & Control	198,000.00	Recreation—Culture		Transfer to Tax Title Liens or Foreclosed	288,748.63
Other Public Safety	22,250.00	Public Works		Balance Outstanding Dec. 31, 1981	872,176.33
PUBLIC WORKS		Buildings and Grounds		PRIOR YEARS TAXES OUTSTANDING	
Streets and Drainage	723,531.15	Library and Education		Balance January 1, 1981	1,275,196.88
Sewers and Sewage Processing	322,000.00	Conservation		Collected in 1981	1,033,266.36
Garbage and Trash Disposal	742,233.76	All Other		Cancelled, Abated or Adjusted 1981	13,458.86
Public Buildings and Grounds	232,339.37	CAPITAL DEBT AUTHORIZED, DECEMBER 31, 1981		Transfers to Tax Title Liens or Foreclosed	40,623.80
Other Public Works	159,581.85	ISSUED AND UNISSUED		Balance December 31, 1981	187,645.86
HEALTH and WELFARE		SCHOOL		TAX TITLE LIENS OUTSTANDING	
Health Services Except Environmental	117,865.00	Self-liquidating		Balance January 1, 1981	1,095,562.99
Welfare-Public Assistance	99,303.97	Other		Transfer From Taxes	336,566.18
Hospitals, Clinics, First Aid		Total		Redeemed in 1981	35,928.16
Animal, Insect, & Rodent Control	1,000.00	ISSUED AND OUTSTANDING		Cancelled, Abated or Adjusted (1981)	
Other Welfare Services		SCHOOL		Transfers to Foreclosed Property	
RECREATION and CONSERVATION		Self-Liquidating		Balance December 31, 1981	1,396,201.01
Beaches and Boardwalks		Other		PROPERTY ACQUIRED BY DEED OR FORECLOSURE	
Parks, Playgrounds, Shade Trees	266,748.65	Total		Balance January 1, 1981	1,699,879.00
Land Reclamation & Conservation		EQUALIZED VALUATION BASIS		Transfers From Taxes or Liens	
Other Recreational Services	3,280.00	FOR NET DEBT COMPUTATION		Sale for Cash (1981)	
EDUCATION (excluding schools)		REAL PROPERTY VALUATIONS		Cancelled, Abated or Adjusted (1981)	
Libraries	227,500.00	Code Class # of Parcels % VAL'N		Balance December 31, 1981	1,699,879.00
Other Educational Services		ASSESSED VALUATION		CURRENT FINANCES DECEMBER 31, 1981	
STATUTORY EXPENDITURES		1 Vacant Land 516 4.46		ASSETS	
Pensions & F. I. C. A.	1,458,563.48	2 Residential 6992 44.85		Cash Dec. 31, 1981	5,765,051.60
Employee Fringe Benefits	678,950.00	3 Farm		Taxes Receivable	1,060,022.19
Other Statutory Expenditures	150,000.00	4a Commercial 637 18.73		Tax Title Liens	1,396,201.01
CETA And Other Public Employment Programs	550,000.00	4b Industrial 266 19.83		Foreclosed Property	1,699,879.00
MUNICIPAL FUNCTIONS		4c Apartments 237 12.13		Emergencies & Other Deferred Charges	159,563.86
CAPITAL IMPROVEMENTS	10,000.00	Total 8648		State and Federal Aid Receivable	7,399.08
DEBT SERVICE		Land Area 5.40 Sq. Miles		Other Receivables	568,959.35
Principal Payments	975,000.00	Net Valuation Taxable-Municipal		Total	11,057,076.09
Interest Payments	2,428,665.88	Net Valuation Taxable-County		LIABILITIES, RESERVES, AND SURPLUS	
TYPE I SCHL DEBT *MEMO	646,670.75	State Equalized Valuation		Cash Liabilities	2,504,539.74
DEFERRED CHARGES	1,540,468.23	State Equalization Ratio		Reserves for Receivables	4,998,610.34
SCHOOL, COUNTY, SPECIAL DISTRICT TAXES	20,741,169.92			Surplus Dec. 31, 1981	3,553,926.01
RESERVE FOR UNCOLLECTED TAXES	2,153,000.00			Total	11,057,076.09
EXPENDITURES	41,791,144.35				

781/3000

* ABOVE DEBT SERVICE INCLUDES TYPE I SCHOOL DEBT

425

*Includes County Health Service Taxes or County Vocational School Taxes. See Table 13.

Population 1980 22,220
 Population 1981 22,236
 S & P Rating A
 Moody Rating AA

General Tax Rate Per \$100. 4.32
 State Equalized Tax Rate 2.32

NORTH BRUNSWICK TWP. - MIDDLESEX CO.
Form of Government:
Township Committee
Number of Members on Governing Body - 5

PER CAPITA:
 Gross Debt 958.35
 Net Debt 427.98
 Debt Service 30.36
 Total Tax Levy 713.51
 Municipal Expenditures 293.72

PER CENT:
 Gross Debt 3.58
 Net Debt 1.60
 Tax Levy Collected 95.35
 Tax Levy Cancelled, Abated or Adjusted .21

EXPENDITURES		REVENUES-REALIZED		1981 PROPERTY TAX	
GENERAL GOVERNMENT		1981 Property Taxes Collected		STATE EQUALIZED TAX RATE →	
Governing Body & Public Boards		15,132,057.77		Local District School Taxes	1.49
Municipal Clerk		1981 Payments in Lieu of Taxes		Regional & Consolidated School Tax	
Financial Administration	67,975.00	Delinquent Tax & Lien Collections		School Taxes in Municipal Budget	
Assessment of Taxes	47,900.00	Business Personalty Replacement Taxes		County Taxes	.63
Collection of Taxes	60,755.00	Taxes from Public Utilities		County Library Taxes	
Planning, Housing & Development	127,087.00	Other Miscellaneous Tax Revenues		Local Municipal Purpose Taxes	.21
Human Resources	400.00	State Aid Revenues		Veteran & Senior Citizen Taxes	
Elections	22,500.00	Federal Aid Revenues		Total Taxes for Rate Computation	2.33
General Administration (other)	556,457.00	State and Local Fiscal Assistance Act Utilized		Special District Taxes	
JUDICIARY		Sale of Acquired Property		Bank Corp. Taxes	12,775.52
Municipal Courts	59,375.00	Other Miscellaneous Revenues		Added and Omitted Taxes	119,738.87
PUBLIC SAFETY		Total		Total Taxes Levied - ABSTRACT	15,865,561.65
Fire Protection	90,000.00	Prior Years Surplus Appropriated		Total Taxes Billed	15,870,454.55
Police Protection	1,724,080.00	REVENUES TOTAL		1981 TAXES COLLECTED	15,132,057.77
Civil Defense & Disaster Control	9,500.00	Reserve For Uncollected Taxes		1981 Taxes Cancelled, Abated or Adjusted	33,328.60
Environmental Inspection & Control	134,695.92	CAPITAL OUTLAY TOTAL		Transfer to Tax Title Liens or Foreclosed	23,206.01
Other Public Safety		410,342.56		Balance Outstanding Dec. 31, 1981	661,861.97
PUBLIC WORKS		Public Enterprises		PRIOR YEARS TAXES OUTSTANDING	
Streets and Drainage	467,200.00	Recreation—Culture		Balance January 1, 1981	644,075.14
Sewers and Sewage Processing		Public Works		Collected in 1981	626,306.31
Garbage and Trash Disposal	306,300.00	Buildings and Grounds		Cancelled, Abated or Adjusted 1981	1,969.40
Public Buildings and Grounds	125,438.00	Library and Education		Transfers to Tax Title Liens or Foreclosed	2,488.00
Other Public Works	206,490.00	Conservation		Balance December 31, 1981	13,311.43
HEALTH and WELFARE		All Other		TAX TITLE LIENS OUTSTANDING	
Health Services Except Environmental	15,570.00	CAPITAL DEBT AUTHORIZED, DECEMBER 31, 1981		Balance January 1, 1981	111,075.24
Welfare-Public Assistance	14,525.00	ISSUED AND UNISSUED GROSS DEBT NET DEBT		Transfer From Taxes	26,070.03
Hospitals, Clinics, First Aid	1,500.00	School 6,634,000		Redeemed in 1981	18,839.57
Animal, Insect, & Rodent Control	8,210.00	Self-liquidating 6,302,572		Cancelled, Abated or Adjusted (1981)	794.25
Other Welfare Services	550.00	Other 8,373,246		Transfers to Foreclosed Property	
RECREATION and CONSERVATION		Total 21,309,818		Balance December 31, 1981	117,511.45
Beaches and Boardwalks		ISSUED AND OUTSTANDING		PROPERTY ACQUIRED BY DEED OR FORECLOSURE	
Parks, Playgrounds, Shade Trees	292,150.00	School 6,634,000.00		Balance January 1, 1981	47,827.25
Land Reclamation & Conservation	525.00	Self-Liquidating 5,235,000.00		Transfers From Taxes or Liens	
Other Recreational Services	16,800.00	Other 5,548,500.00		Sale for Cash (1981)	
EDUCATION (excluding schools)		Total 17,417,500.00		Cancelled, Abated or Adjusted (1981)	10,310.00
Libraries	200,000.00	EQUALIZED VALUATION BASIS FOR NET DEBT COMPUTATION		Balance December 31, 1981	37,517.25
Other Educational Services	7,000.00	REAL PROPERTY VALUATIONS		CURRENT FINANCES DECEMBER 31, 1981	
STATUTORY EXPENDITURES		Code Class # of Parcels % VAL'N ASSESSED VALUATION		ASSETS	
Pensions & F. I. C. A.	395,620.00	1 Vacant Land 1460 5.63 20,343,600.00		Cash Dec. 31, 1981	1,659,087.67
Employee Fringe Benefits	170,613.87	2 Residential 4545 43.92 158,608,900.00		Taxes Receivable	655,173.40
Other Statutory Expenditures	30,000.00	3 Farm 50 .27 965,200.00		Tax Title Liens	117,511.45
CETA And Other Public Employment Programs		4a Commercial 220 9.91 35,787,600.00		Foreclosed Property	37,517.25
MUNICIPAL FUNCTIONS TOTAL	5,159,222.79	4b Industrial 48 28.64 107,011,300.00		Emergencies & Other Deferred Charges	144,000.00
CAPITAL IMPROVEMENTS *MEMU*	25,000.00	4c Apartments 26 10.63 38,375,900.00		State and Federal Aid Receivable	10,952.14
DEBT SERVICE		Total 6349 361,052,500.00		Other Receivables	38,614.40
Principal Payments	310,050.00	Land Area 12.00 Sq. Miles		Total	2,742,856.31
Interest Payments	365,124.98	Net Valuation Taxable-Municipal 364,599,900		LIABILITIES, RESERVES, AND SURPLUS	
DEFERRED CHARGES	76,749.41	Net Valuation Taxable-County 795,382,323		Cash Liabilities	1,047,202.87
SCHOOL, COUNTY, SPECIAL DISTRICT TAXES	14,326,054.26	State Equalized Valuation 674,820,328		Reserves for Receivables	888,816.50
RESERVE FOR UNCOLLECTED TAXES	620,000.00	State Equalization Ratio 53.81		Surplus Dec. 31, 1981	606,836.94
EXPENDITURES TOTAL	20,857,201.44			Total	2,742,856.31

0715

Population 1980 5,832
 Population 1981 5,895
 S & P Rating
 Moody Rating A-1

General Tax Rate Per \$100.

6.46

State Equalized Tax Rate

2.89

NORTH CALDWELL TOWNSHIP - ESSEX CO.**Form of Government:****Borough Council****Number of Members on Governing Body - 6**

PER CAPITA:

Gross Debt 632.75
 Net Debt 318.90
 Debt Service 44.04
 Total Tax Levy 1,015.14
 Municipal Expenditures 343.98

PER CENT:

Gross Debt 2.07
 Net Debt 1.04
 Tax Levy Collected 97.99
 Tax Levy Cancelled, Abated or Adjusted

EXPENDITURES		REVENUES-REALIZED		1981 PROPERTY TAX	
GENERAL GOVERNMENT				STATE EQUALIZED TAX RATE	
Governing Body & Public Boards		1981 Property Taxes Collected	5,863,066.39	Local District School Taxes .65	1,339,477.00
Municipal Clerk		1981 Payments in Lieu of Taxes		Regional & Consolidated School Tax .68	1,410,209.35
Financial Administration	13,200.00	Delinquent Tax & Lien Collections	102,263.51	School Taxes in Municipal Budget	
Assessment of Taxes	9,500.00	Business Personalty Replacement Taxes	26,801.92	County Taxes	1.08 2,218,960.34
Collection of Taxes	19,600.00	Taxes from Public Utilities	308,258.00	County Library Taxes	
Planning, Housing & Development	17,200.00	Other Miscellaneous Tax Revenues		Local Municipal Purpose Taxes .48	568,555.26
Human Resources		State Aid Revenues	53,743.65	Veteran & Senior Citizen Taxes	27,250.00
Elections	1,400.00	Federal Aid Revenues		Total Taxes for Rate Computation 2.89	5,984,451.55
General Administration (other)	186,503.41	State and Local Fiscal Assistance Act Utilized	28,729.71	Special District Taxes	
JUDICIARY		Sale of Acquired Property		Bank Corp. Taxes	618.47
Municipal Courts	25,000.00	Other Miscellaneous Revenues	342,551.56	Added and Omitted Taxes	26,411.81
PUBLIC SAFETY		Total	6,725,454.74	Total Taxes Levied - ABSTRACT	5,984,232.23
Fire Protection	26,700.00	Prior Years Surplus Appropriated	330,000.00	Total Taxes Billed	5,983,613.76
Police Protection	432,450.00	REVENUES TOTAL	7,055,454.74	1981 TAXES COLLECTED	5,863,066.39
Civil Defense & Disaster Control		Reserve For Uncollected Taxes	243,980.18	1981 Taxes Cancelled, Abated or Adjusted	
Environmental Inspection & Control	10,600.00	CAPITAL OUTLAY TOTAL	571,746.85	Transfer to Tax Title Liens or Foreclosed	865.64
Other Public Safety		Public Enterprises	925.00	Balance Outstanding Dec. 31, 1981	119,681.73
PUBLIC WORKS		Recreation—Culture		PRIOR YEARS TAXES OUTSTANDING	
Streets and Drainage	195,925.00	Public Works	10,876.22	Balance January 1, 1981	102,482.78
Sewers and Sewage Processing	107,460.00	Buildings and Grounds	559,945.63	Collected in 1981	102,263.41
Garbage and Trash Disposal	218,000.00	Library and Education		Cancelled, Abated or Adjusted 1981	
Public Buildings and Grounds	21,550.00	Conservation		Transfers to Tax Title Liens or Foreclosed	219.37
Other Public Works	54,000.00	All Other		Balance December 31, 1981	
HEALTH and WELFARE		CAPITAL DEBT AUTHORIZED, DECEMBER 31, 1981		TAX TITLE LIENS OUTSTANDING	
Health Services Except Environmental	12,700.00	ISSUED AND UNISSUED		Balance January 1, 1981	2,236.69
Welfare-Public Assistance	1,000.00	School	1,036,897	Transfer From Taxes	958.35
Hospitals, Clinics, First Aid		Self-liquidating	776,300	Redeemed in 1981	
Animal, Insect, & Rodent Control		Other	1,916,850	Cancelled, Abated or Adjusted (1981)	1,251.16
Other Welfare Services		Total	3,730,047	Transfers to Foreclosed Property	
RECREATION and CONSERVATION		ISSUED AND OUTSTANDING		Balance December 31, 1981	1,943.88
Beaches and Boardwalks		School	1,036,857.10	PROPERTY ACQUIRED BY DEED OR FORECLOSURE	
Parks, Playgrounds, Shade Trees	21,900.00	Self-Liquidating	750,000.00	Balance January 1, 1981	60,150.00
Land Reclamation & Conservation		Other	1,907,000.00	Transfers From Taxes or Liens	
Other Recreational Services	1,700.00	Total	3,693,857.10	Sale for Cash (1981)	
EDUCATION (excluding schools)		EQUALIZED VALUATION BASIS		Cancelled, Abated or Adjusted (1981)	
Libraries		FOR NET DEBT COMPUTATION	180,092,551	Balance December 31, 1981	60,150.00
Other Educational Services		REAL PROPERTY VALUATIONS		CURRENT FINANCES DECEMBER 31, 1981	
STATUTORY EXPENDITURES		Code Class # of Parcels % VAL'N		ASSETS	
Pensions & F. I. C. A.	87,650.00	1 Vacant Land 168 2.94	2,707,500.00	Cash Dec. 31, 1981	1,824,891.26
Employee Fringe Benefits	31,800.00	2 Residential 1571 93.13	85,668,500.00	Taxes Receivable	119,681.73
Other Statutory Expenditures	2,000.00	3 Farm 5 .05	48,100.00	Tax Title Liens	1,943.88
CETA And Other Public Employment Programs		4a Commercial 20 3.35	3,081,100.00	Foreclosed Property	60,150.00
MUNICIPAL FUNCTIONS		4b Industrial 9 .53	484,500.00	Emergencies & Other Deferred Charges	
CAPITAL IMPROVEMENTS		4c Apartments		State and Federal Aid Receivable	597.06
DEBT SERVICE		Total 1773	91,989,700.00	Other Receivables	172,806.26
Principal Payments	97,800.00	Land Area 2.90 Sq. Miles		Total	2,180,070.19
Interest Payments	161,823.73	Net Valuation Taxable-Municipal	92,340,000	LIABILITIES, RESERVES, AND SURPLUS	
DEFERRED CHARGES		Net Valuation Taxable-County	185,253,915	Cash Liabilities	1,532,032.31
SCHOOL, COUNTY, SPECIAL DISTRICT TAXES	4,968,646.69	State Equalized Valuation	205,913,675	Reserves for Receivables	355,178.93
RESERVE FOR UNCOLLECTED TAXES	243,980.18	State Equalization Ratio	44.75	Surplus Dec. 31, 1981	292,858.95
EXPENDITURES				Total	2,180,070.19
TOTAL	6,996,406.78				

Population 1980 8,177
Population 1981 8,193
S & P Rating
Moody Rating

General Tax Rate Per \$100. 7.38
State Equalized Tax Rate 2.39

NORTH HALEDON BOROUGH - PASSAIC CO.

Form of Government:

Borough Council

Number of Members on Governing Body - 6

PER CAPITA:

Gross Debt 2,935.36
Net Debt 2,821.87
Debt Service 10.17
Total Tax Levy 601.65
Municipal Expenditures 184.82

PER CENT:

Gross Debt 13.08
Net Debt 12.57
Tax Levy Collected 98.81
Tax Levy Cancelled, Abated or Adjusted .06

EXPENDITURES		REVENUES-REALIZED		1981 PROPERTY TAX	
GENERAL GOVERNMENT				STATE EQUALIZED TAX RATE	
Governing Body & Public Boards	6,810.00	1981 Property Taxes Collected		Local District School Taxes .68	1,356,762.00
Municipal Clerk	39,350.00	1981 Payments in Lieu of Taxes		Regional & Consolidated School Tax .73	1,451,735.19
Financial Administration	32,350.00	Delinquent Tax & Lien Collections		School Taxes in Municipal Budget	
Assessment of Taxes	10,369.38	Business Personalty Replacement Taxes		County Taxes .58	1,202,224.99
Collection of Taxes	16,950.00	Taxes from Public Utilities		County Library Taxes	
Planning, Housing & Development	10,700.00	Other Miscellaneous Tax Revenues		Local Municipal Purpose Taxes .40	821,436.58
Human Resources	50.00	State Aid Revenues		Veteran & Senior Citizen Taxes	87,500.00
Elections	2,050.00	Federal Aid Revenues		Total Taxes for Rate Computation 2.39	4,559,658.76
General Administration (other)	139,910.00	State and Local Fiscal Assistance Act Utilized		Special District Taxes	
JUDICIARY		Sale of Acquired Property		Bank Corp. Taxes	5,055.53
Municipal Courts	17,775.00	Other Miscellaneous Revenues		Added and Omitted Taxes	12,141.90
PUBLIC SAFETY		Total		Total Taxes Levied - ABSTRACT	4,929,356.19
Fire Protection	22,100.00	Prior Years Surplus Appropriated		Total Taxes Billed	4,928,442.26
Police Protection	372,950.00	REVENUES TOTAL		1981 TAXES COLLECTED	4,869,786.71
Civil Defense & Disaster Control	730.00	Reserve for Uncollected Taxes		1981 Taxes Cancelled, Abated or Adjusted	3,166.02
Environmental Inspection & Control	12,160.00	CAPITAL OUTLAY TOTAL		Transfer to Tax Title Liens or Foreclosed	29.52
Other Public Safety				Balance Outstanding Dec. 31, 1981	55,460.01
PUBLIC WORKS				PRIOR YEARS TAXES OUTSTANDING	
Streets and Drainage	181,466.39	Public Enterprises		Balance January 1, 1981	46,426.62
Sewers and Sewage Processing	40,875.00	Recreation—Culture		Collected in 1981	46,426.62
Garbage and Trash Disposal	84,079.00	Public Works		Cancelled, Abated or Adjusted 1981	
Public Buildings and Grounds	10,050.00	Buildings and Grounds		Transfers to Tax Title Liens or Foreclosed	
Other Public Works	38,950.00	Library and Education		Balance December 31, 1981	
HEALTH and WELFARE		Conservation		TAX TITLE LIENS OUTSTANDING	
Health Services Except Environmental	17,117.00	All Other		Balance January 1, 1981	313.94
Welfare-Public Assistance	4,970.00	CAPITAL DEBT AUTHORIZED, DECEMBER 31, 1981		Transfer From Taxes	29.52
Hospitals, Clinics, First Aid		ISSUED AND UNISSUED GROSS DEBT NET DEBT		Redeemed in 1981	
Animal, Insect, & Rodent Control		School 929,830		Cancelled, Abated or Adjusted (1981)	
Other Welfare Services		Self-Liquidating 23,119,610		Transfers to Foreclosed Property	
RECREATION and CONSERVATION		Other 24,049,440		Balance December 31, 1981	343.46
Beaches and Boardwalks		ISSUED AND OUTSTANDING		PROPERTY ACQUIRED BY DEED OR FORECLOSURE	
Parks, Playgrounds, Shade Trees		School 529,830.01		Balance January 1, 1981	43,900.00
Land Reclamation & Conservation		Self-Liquidating 1,252,020.00		Transfers From Taxes or Liens	
Other Recreational Services	14,010.00	Other 2,181,850.01		Sale for Cash (1981)	
EDUCATION (excluding schools)		EQUALIZED VALUATION BASIS		Cancelled, Abated or Adjusted (1981)	
Libraries	83,000.00	FOR NET DEBT COMPUTATION		Balance December 31, 1981	43,900.00
Other Educational Services	600.00	REAL PROPERTY VALUATIONS		CURRENT FINANCES DECEMBER 31, 1981	
STATUTORY EXPENDITURES		Code Class # of Parcels % VAL'N ASSESSED VALUATION		ASSETS	
Pensions & F. I. C. A.	91,027.00	1 Vacant Land 120 2.30 1,525,100.00		Cash Dec. 31, 1981	613,703.84
Employee Fringe Benefits	26,000.00	2 Residential 2231 91.44 60,655,400.00		Taxes Receivable	55,460.01
Other Statutory Expenditures	3,500.00	3 Farm 12 .44 294,800.00		Tax Title Liens	343.46
CETA And Other Public Employment Programs	8,676.03	4a Commercial 44 4.58 3,038,700.00		Foreclosed Property	43,500.00
MUNICIPAL FUNCTIONS TOTAL	1,268,577.30	4b Industrial 8 1.23 818,000.00		Emergencies & Other Deferred Charges	140,907.00
CAPITAL IMPROVEMENTS *MEMO*		4c Apartments		State and Federal Aid Receivable	999.67
DEBT SERVICE		Total 2415 66,332,000.00		Other Receivables	2,365.15
Principal Payments	38,120.00	Land Area 3.50 Sq. Miles		Total	657,679.13
Interest Payments	45,172.89	Net Valuation Taxable-Municipal		LIABILITIES, RESERVES, AND SURPLUS	
DEFERRED CHARGES	38,138.85	Net Valuation Taxable-County		Cash Liabilities	153,116.44
SCHOOL, COUNTY, SPECIAL DISTRICT TAXES	4,050,722.18	State Equalized Valuation		Reserves for Receivables	102,068.62
RESERVE FOR UNCOLLECTED TAXES	104,191.41	State Equalization Ratio 32.38		Surplus Dec. 31, 1981	602,494.07
EXPENDITURES TOTAL	5,604,922.63			Total	657,679.13

Population 1980 9,050
 Population 1981 9,025
 S & P Rating
 Moody Rating

General Tax Rate Per \$100.

2.13

State Equalized Tax Rate

1.50

NORTH HANOVER TWP. - BURLINGTON CO.**Form of Government:****Township Committee****Number of Members on Governing Body - 5****PER CAPITA:**

Gross Debt 41.25
 Net Debt 39.11
 Debt Service 1.66
 Total Tax Levy 88.34
 Municipal Expenditures 97.11

PER CENT:

Gross Debt .82
 Net Debt .78
 Tax Levy Collected 95.22
 Tax Levy Cancelled, Abated or Adjusted .97

EXPENDITURES		REVENUES-REALIZED		1981 PROPERTY TAX	
GENERAL GOVERNMENT				STATE EQUALIZED TAX RATE	
Governing Body & Public Boards		1981 Property Taxes Collected	759,232.55	Local District School Taxes .52	270,893.00
Municipal Clerk		1981 Payments in Lieu of Taxes		Regional & Consolidated School Tax .38	149,028.99
Financial Administration	17,171.00	Delinquent Tax & Lien Collections	52,414.20	School Taxes in Municipal Budget	
Assessment of Taxes	12,680.00	Business Personalty Replacement Taxes	21,775.72	County Taxes .50	293,459.70
Collection of Taxes	7,517.00	Taxes from Public Utilities	469,105.00	County Library Taxes .03	16,011.06
Planning, Housing & Development	11,405.00	Other Miscellaneous Tax Revenues		Local Municipal Purpose Taxes	
Human Resources		State Aid Revenues	59,021.10	Veteran & Senior Citizen Taxes	15,450.00
Elections		Federal Aid Revenues	4,027.40	Total Taxes for Rate Computation 1.49	754,842.75
General Administration (other)	129,655.00	State and Local Fiscal Assistance Act Utilized	83,081.74	Special District Taxes	
JUDICIARY		Sale of Acquired Property		Bank Corp. Taxes	1,444.10
Municipal Courts	34,200.00	Other Miscellaneous Revenues	319,034.58	Added and Omitted Taxes	16,416.67
PUBLIC SAFETY		Total	1,767,652.69	Total Taxes Levied - ABSTRACT	747,253.52
Fire Protection	12,099.40	Prior Years Surplus Appropriated	280,861.71	Total Taxes Billed	797,386.98
Police Protection	98,632.00	REVENUES TOTAL	2,048,554.40	1981 TAXES COLLECTED	759,232.55
Civil Defense & Disaster Control	4,500.00	Reserve For Uncollected Taxes	76,071.44	1981 Taxes Cancelled, Abated or Adjusted	7,759.17
Environmental Inspection & Control	16,200.00			Transfer to Tax Title Liens or Foreclosed	599.18
Other Public Safety		CAPITAL OUTLAY TOTAL	359,890.12	Balance Outstanding Dec. 31, 1981	29,795.68
PUBLIC WORKS		Public Enterprises		PRIOR YEARS TAXES OUTSTANDING	
Streets and Drainage	146,449.74	Recreation—Culture	151,794.64	Balance January 1, 1981	52,808.32
Sewers and Sewage Processing	1,200.00	Public Works	208,055.48	Collected in 1981	52,414.20
Garbage and Trash Disposal	49,800.00	Buildings and Grounds		Cancelled, Abated or Adjusted 1981	
Public Buildings and Grounds	63,000.00	Library and Education		Transfers to Tax Title Liens or Foreclosed	349.09
Other Public Works	10,000.00	Conservation		Balance December 31, 1981	45.03
HEALTH and WELFARE		All Other		TAX TITLE LIENS OUTSTANDING	
Health Services Except Environmental	2,300.00			Balance January 1, 1981	572.48
Welfare-Public Assistance	4,330.00			Transfer From Taxes	1,002.18
Hospitals, Clinics, First Aid				Redeemed in 1981	
Animal, Insect, & Rodent Control	500.00			Cancelled, Abated or Adjusted (1981)	
Other Welfare Services				Transfers to Foreclosed Property	
RECREATION and CONSERVATION				Balance December 31, 1981	1,574.86
Beaches and Boardwalks				PROPERTY ACQUIRED BY DEED OR FORECLOSURE	
Parks, Playgrounds, Shade Trees	28,450.00			Balance January 1, 1981	850.00
Land Reclamation & Conservation				Transfers From Taxes or Liens	
Other Recreational Services	33,000.00			Sale for Cash (1981)	
EDUCATION (excluding schools)				Cancelled, Abated or Adjusted (1981)	
Libraries	100.00			Balance December 31, 1981	850.00
Other Educational Services	40,000.00			CURRENT FINANCES DECEMBER 31, 1981	
STATUTORY EXPENDITURES				ASSETS	
Pensions & F. I. C. A.	21,560.00			Cash Dec. 31, 1981	1,101,775.93
Employee Fringe Benefits	9,000.00			Taxes Receivable	29,840.71
Other Statutory Expenditures	4,000.00			Tax Title Liens	1,574.86
CETA And Other Public Employment Programs	18,988.00			Foreclosed Property	850.00
MUNICIPAL FUNCTIONS TOTAL	776,737.14			Emergencies & Other Deferred Charges	63.18
CAPITAL IMPROVEMENTS *MEMO*	231,000.00			State and Federal Aid Receivable	23,238.33
DEBT SERVICE				Other Receivables	284,024.56
Principal Payments	15,000.00			Total	1,441,367.57
Interest Payments				LIABILITIES, RESERVES, AND SURPLUS	
DEFERRED CHARGES				Cash Liabilities	499,947.39
SCHOOL, COUNTY, SPECIAL DISTRICT TAXES	8,579.44			Reserves for Receivables	316,290.13
RESERVE FOR UNCOLLECTED TAXES	775,392.75			Surplus Dec. 31, 1981	625,130.05
EXPENDITURES TOTAL	1,655,780.77			Total	1,441,367.57

1814

Population 1980 19,108
 Population 1981 19,005
 S & P Rating
 Maady Rating A

General Tax Rate Per \$100.

3.44

State Equalized Tax Rate

2.81

NORTH PLAINFIELD BORO. - SOMERSET CO.**Form of Government:****Mayor-Council Plan E (OMCL 50)****Number of Members on Governing Body - 7****PER CAPITA:**

Gross Debt 349.94
 Net Debt 249.87
 Debt Service 15.60
 Total Tax Levy 489.79
 Municipal Expenditures 253.99

PER CENT:

Gross Debt 2.20
 Net Debt 1.57
 Tax Levy Collected 97.49
 Tax Levy Cancelled, Abated or Adjusted .37

EXPENDITURES		REVENUES-REALIZED		1981 PROPERTY TAX	
GENERAL GOVERNMENT				STATE EQUALIZED TAX RATE	
Governing Body & Public Boards		1981 Property Taxes Collected	9,076,018.09	Local District School Taxes	1.65
Municipal Clerk		1981 Payments in Lieu of Taxes		Regional & Consolidated School Tax	
Financial Administration	66,770.00	Delinquent Tax & Lien Collections	189,910.64	School Taxes in Municipal Budget	
Assessment of Taxes	13,630.00	Business Personalty Replacement Taxes	142,670.68	County Taxes	.43
Collection of Taxes		Taxes from Public Utilities	705,185.00	County Library Taxes	.03
Planning, Housing & Development	11,100.00	Other Miscellaneous Tax Revenues		Local Municipal Purpose Taxes	.69
Human Resources	600.00	State Aid Revenues	306,267.38	Veteran & Senior Citizen Taxes	
Elections		Federal Aid Revenues	11,226.95	Total Taxes for Rate Computation	2.80
General Administration (other)	502,310.00	State and Local Fiscal Assistance Act Utilized	152,000.00	Special District Taxes	
JUDICIARY		Sale of Acquired Property		Bank Corp. Taxes	
Municipal Courts	57,275.00	Other Miscellaneous Revenues	563,203.86	Added and Omitted Taxes	
PUBLIC SAFETY		Total	11,546,466.60	Total Taxes Levied - ABSTRACT	
Fire Protection	716,395.00	Prior Years Surplus Appropriated	340,000.00	Total Taxes Billed	
Police Protection	1,153,970.00	REVENUES	11,886,466.60	1981 TAXES COLLECTED	
Civil Defense & Disaster Control	1,500.00	Reserve For Uncollected Taxes	287,000.00	1981 Taxes Cancelled, Abated or Adjusted	
Environmental Inspection & Control	6,000.00	CAPITAL OUTLAY		Transfer to Tax Title Liens or Foreclosed	
Other Public Safety		TOTAL		Balance Outstanding Dec. 31, 1981	
PUBLIC WORKS				PRIOR YEARS TAXES OUTSTANDING	
Streets and Drainage	553,019.61	Public Enterprises		Balance January 1, 1981	
Sewers and Sewage Processing	478,115.00	Recreation—Culture	2,584.47	Collected in 1981	
Garbage and Trash Disposal		Public Works	1,371,669.55	Cancelled, Abated or Adjusted 1981	
Public Buildings and Grounds	39,370.00	Buildings and Grounds	42,580.61	Transfers to Tax Title Liens or Foreclosed	
Other Public Works	16,280.00	Library and Education		Balance December 31, 1981	
HEALTH and WELFARE		Conservation		TAX TITLE LIENS OUTSTANDING	
Health Services Except Environmental	40,015.00	All Other		Balance January 1, 1981	
Welfare-Public Assistance	34,000.00	CAPITAL DEBT AUTHORIZED, DECEMBER 31, 1981		Transfer From Taxes	
Hospitals, Clinics, First Aid	8,000.00	ISSUED AND UNISSUED	GROSS DEBT	Redeemed in 1981	
Animal, Insect, & Rodent Control		School	1,896,000	Cancelled, Abated or Adjusted (1981)	
Other Welfare Services		Self-liquidating		Transfers to Foreclosed Property	
RECREATION and CONSERVATION		Other	4,754,569	Balance December 31, 1981	
Beaches and Boardwalks		Total	6,650,569	PROPERTY ACQUIRED BY DEED OR FORECLOSURE	
Parks, Playgrounds, Shade Trees	6,000.00	ISSUED AND OUTSTANDING		Balance January 1, 1981	
Land Reclamation & Conservation		School	1,896,000.00	Transfers From Taxes or Liens	
Other Recreational Services	45,666.00	Self-liquidating		Sale for Cash (1981)	
EDUCATION (excluding schools)		Other	3,421,773.85	Cancelled, Abated or Adjusted (1981)	
Libraries	32,980.00	Total	5,317,773.85	Balance December 31, 1981	
Other Educational Services		EQUALIZED VALUATION BASIS		CURRENT FINANCES DECEMBER 31, 1981	
STATUTORY EXPENDITURES		FOR NET DEBT COMPUTATION		ASSETS	
Pensions & F. I. C. A.	401,900.00	REAL PROPERTY VALUATIONS		Cash Dec. 31, 1981	
Employee Fringe Benefits		Code	Class	# of Parcels	% VAL'N
Other Statutory Expenditures	22,500.00	1	Vacant Land	128	.50
CETA And Other Public Employment Programs	11,299.85	2	Residential	4360	75.12
MUNICIPAL FUNCTIONS	4,218,695.46	3	Form		
CAPITAL IMPROVEMENTS	45,000.00	4a	Commercial	221	12.30
DEBT SERVICE		4b	Industrial	4	.24
Principal Payments	119,000.00	4c	Apartments	26	11.84
Interest Payments	177,457.10	Total		4739	
DEFERRED CHARGES	25,000.00	Land Area		2.70 Sq. Miles	
SCHOOL, COUNTY, SPECIAL DISTRICT TAXES	6,982,171.57	Net Valuation Taxable-Municipal			
RESERVE FOR UNCOLLECTED TAXES	287,000.00	Net Valuation Taxable-County			
EXPENDITURES	11,809,324.13	State Equalized Valuation			
TOTAL		State Equalization Ratio			
		270,463,536			
		310,097,355			
		331,028,317			
		81.61			

Population 1980 4,714
 Population 1981 4,794
 S & P Rating AAA
 Moody Rating

General Tax Rate Per \$100.

State Equalized Tax Rate

3.02
1.72

NORTH WILDWOOD CITY - CAPE MAY CO.

Form of Government:

City Charter Act (P.L. 1899 c. 52)

Number of Members on Governing Body - 7

PER CAPITAL:

Gross Debt 1,066.77
 Net Debt 1,036.84
 Debt Service 134.66
 Total Tax Levy 1,139.01
 Municipal Expenditures 1,054.44

PER CENT:

Gross Debt 1.86
 Net Debt 1.80
 Tax Levy Collected 90.46
 Tax Levy Cancelled, Abated or Adjusted .02

EXPENDITURES		REVENUES-REALIZED		1981 PROPERTY TAX	
GENERAL GOVERNMENT		1981 Property Taxes Collected		STATE EQUALIZED TAX RATE	
Governing Body & Public Boards			4,934,866.71	Local District School Taxes	.43
Municipal Clerk		1981 Payments in Lieu of Taxes		Regional & Consolidated School Tax	
Financial Administration	68,526.00	Delinquent Tax & Lien Collections	680,713.98	School Taxes in Municipal Budget	
Assessment of Taxes	25,321.00	Business Personalty Replacement Taxes	98,178.96	County Taxes	.38
Collection of Taxes	59,042.00	Taxes from Public Utilities	306,970.00	County Library Taxes	.02
Planning, Housing & Development	10,330.00	Other Miscellaneous Tax Revenues	40,000.00	Local Municipal Purpose Taxes	.89
Human Resources		State Aid Revenues	29,261.08	Veteran & Senior Citizen Taxes	
Elections	1,000.00	Federal Aid Revenues		Total Taxes for Rate Computation	1.72
General Administration (other)	666,424.00	State and Local Fiscal Assistance Act Utilized	145,000.00	Special District Taxes	
JUDICIARY		Sale of Acquired Property	149,700.25	Bank Corp. Taxes	5,329.54
Municipal Courts	60,473.00	Other Miscellaneous Revenues	1,059,329.12	Added and Omitted Taxes	52,465.18
PUBLIC SAFETY		Total	7,444,020.10	Total Taxes Levied - ABSTRACT	5,460,408.00
Fire Protection	286,322.00	Prior Years Surplus Appropriated	335,000.00	Total Taxes Billed	5,455,078.46
Police Protection	805,020.50	REVENUES TOTAL	7,779,020.10	1981 TAXES COLLECTED	4,934,866.71
Civil Defense & Disaster Control	10,733.00	Reserve For Uncollected Taxes	591,946.90	1981 Taxes Cancelled, Abated or Adjusted	1,107.95
Environmental Inspection & Control	80,960.00	CAPITAL OUTLAY TOTAL	787,025.03	Transfer to Tax Title Liens or Foreclosed	52,457.28
Other Public Safety				Balance Outstanding Dec. 31, 1981	466,646.52
PUBLIC WORKS				PRIOR YEARS TAXES OUTSTANDING	
Streets and Drainage	607,582.00	Public Enterprises		Balance January 1, 1981	392,182.87
Sewers and Sewage Processing	130,822.00	Recreation—Culture	428,257.50	Collected in 1981	332,339.76
Garbage and Trash Disposal	230,000.00	Public Works	358,767.13	Cancelled, Abated or Adjusted 1981	
Public Buildings and Grounds	64,725.00	Buildings and Grounds		Transfers to Tax Title Liens or Foreclosed	48,469.98
Other Public Works	7,758.00	Library and Education		Balance December 31, 1981	11,373.11
HEALTH and WELFARE		Conservation		TAX TITLE LIENS OUTSTANDING	
Health Services Except Environmental	14,840.00	All Other		Balance January 1, 1981	348,374.20
Welfare-Public Assistance	1,000.00	CAPITAL DEBT AUTHORIZED, DECEMBER 31, 1981		Transfer From Taxes	112,982.52
Hospitals, Clinics, First Aid		ISSUED AND UNISSUED GROSS DEBT NET DEBT		Redeemed in 1981	348,374.20
Animal, Insect, & Rodent Control	3,704.00	School		Cancelled, Abated or Adjusted (1981)	
Other Welfare Services		Self-liquidating		Transfers to Foreclosed Property	
RECREATION and CONSERVATION		Other	5,114,100	Balance December 31, 1981	112,982.52
Beaches and Boardwalks	166,664.00	Total	5,114,100	PROPERTY ACQUIRED BY DEED OR FORECLOSURE	
Parks, Playgrounds, Shade Trees		ISSUED AND OUTSTANDING		Balance January 1, 1981	634,913.75
Land Reclamation & Conservation		School		Transfers From Taxes or Liens	
Other Recreational Services	60,387.00	Self-liquidating		Sale for Cash (1981)	368,018.25
EDUCATION (excluding schools)		Other		Cancelled, Abated or Adjusted (1981)	235,000.00
Libraries		Total		Balance December 31, 1981	31,895.50
Other Educational Services		EQUALIZED VALUATION BASIS		CURRENT FINANCES DECEMBER 31, 1981	
STATUTORY EXPENDITURES		FOR NET DEBT COMPUTATION	275,397,119	ASSETS	
Pensions & F. I. C. A.	254,273.00	REAL PROPERTY VALUATIONS		Cash Dec. 31, 1981	1,413,274.27
Employee Fringe Benefits	113,200.00	Code Class # of Parcels % VAL'N		Taxes Receivable	478,019.63
Other Statutory Expenditures	21,500.00	1 Vacant Land 356 3.17	5,650,803.00	Tax Title Liens	112,982.52
CETA And Other Public Employment Programs		2 Residential 3397 56.96	101,662,227.00	Foreclosed Property	31,895.50
MUNICIPAL FUNCTIONS TOTAL	3,750,606.50	3 Farm		Emergencies & Other Deferred Charges	31,000.00
CAPITAL IMPROVEMENTS *MEMU*	25,000.00	4a Commercial 240 19.41	34,647,450.00	State and Federal Aid Receivable	40,828.73
DEBT SERVICE		4b Industrial 3 .30	539,700.00	Other Receivables	235,000.00
Principal Payments	305,000.00	4c Apartments 218 20.15	35,970,600.00	Total	2,343,000.65
Interest Payments	340,537.50	Total	178,470,760.00	LIABILITIES, RESERVES, AND SURPLUS	
DEFERRED CHARGES	66,914.36	Land Area 1.70 Sq. Miles		Cash Liabilities	569,853.41
SCHOOL, COUNTY, SPECIAL DISTRICT TAXES	2,616,359.45	Net Valuation Taxable-Municipal	179,120,694	Reserves for Receivables	857,897.65
RESERVE FOR UNCOLLECTED TAXES	591,946.90	Net Valuation Taxable-County	283,315,397	Surplus Dec. 31, 1981	855,249.59
EXPENDITURES TOTAL	7,671,364.71	State Equalized Valuation	313,976,624	Total	2,343,000.65
		State Equalization Ratio	56.96		

Population 1980 **7,795**
 Population 1981 **7,697**
 S & P Rating **AAA**
 Moody Rating

General Tax Rate Per \$100. **3.34**
 State Equalized Tax Rate **2.28**

NORTHFIELD CITY - ATLANTIC COUNTY
Form of Government:
City Charter Act (P.L. 1897 c. 30)
Number of Members on Governing Body - 7

PER CAPITA:
 Grass Debt **580.35**
 Net Debt **529.69**
 Debt Service **58.93**
 Total Tax Levy **650.22**
 Municipal Expenditures **332.75**

PER CENT:
 Gross Debt **2.46**
 Net Debt **2.25**
 Tax Levy Collected **96.02**
 Tax Levy Cancelled, Abated or Adjusted

EXPENDITURES		REVENUES-REALIZED		1981 PROPERTY TAX	
GENERAL GOVERNMENT				STATE EQUALIZED TAX RATE	
Governing Body & Public Boards		1981 Property Taxes Collected	4,605,145.27	Local District School Taxes	.79
Municipal Clerk		1981 Payments in Lieu of Taxes		Regional & Consolidated School Tax	.50
Financial Administration	30,303.74	Delinquent Tax & Lien Collections	136,002.09	School Taxes in Municipal Budget	.02
Assessment of Taxes	8,550.00	Business Personalty Replacement Taxes	93,912.60	County Taxes	.46
Collection of Taxes	26,071.98	Taxes from Public Utilities	388,132.00	County Library Taxes	.02
Planning, Housing & Development	10,691.81	Other Miscellaneous Tax Revenues		Local Municipal Purpose Taxes	.48
Human Resources	1,000.00	State Aid Revenues	86,466.20	Veteran & Senior Citizen Taxes	
Elections	2,957.69	Federal Aid Revenues	14,562.64	Total Taxes for Rate Computation	2.27
General Administration (other)	204,531.69	State and Local Fiscal Assistance Act Utilized	80,147.00	Special District Taxes	
JUDICIARY		Sale of Acquired Property		Bank Corp. Taxes	12,198.63
Municipal Courts	26,284.19	Other Miscellaneous Revenues	755,225.12	Added and Omitted Taxes	37,678.84
PUBLIC SAFETY		Total	6,359,552.92	Total Taxes Levied - ABSTRACT	5,004,724.19
Fire Protection	196,818.78	Prior Years Surplus Appropriated	80,000.00	Total Taxes Billed	5,004,538.46
Police Protection	512,257.81	REVENUES	6,439,552.92	1981 TAXES COLLECTED	4,805,145.27
Civil Defense & Disaster Control	14,800.00	Reserve For Uncollected Taxes	194,711.55	1981 Taxes Cancelled, Abated or Adjusted	
Environmental Inspection & Control	17,575.25	CAPITAL OUTLAY	258,530.66	Transfer to Tax Title Liens or Foreclosed	1,101.22
Other Public Safety		Total	258,530.66	Balance Outstanding Dec. 31, 1981	198,291.97
PUBLIC WORKS		Public Enterprises		PRIOR YEARS TAXES OUTSTANDING	
Streets and Drainage	313,339.02	Recreation—Culture		Balance January 1, 1981	137,276.07
Sewers and Sewage Processing	73,932.26	Public Works	258,530.66	Collected in 1981	133,843.32
Garbage and Trash Disposal	30,000.00	Buildings and Grounds		Cancelled, Abated or Adjusted 1981	
Public Buildings and Grounds	85,333.91	Library and Education		Transfers to Tax Title Liens or Foreclosed	114.54
Other Public Works	47,452.63	Conservation		Balance December 31, 1981	3,318.21
HEALTH and WELFARE		All Other		TAX TITLE LIENS OUTSTANDING	
Health Services Except Environmental	2,676.88	CAPITAL DEBT AUTHORIZED, DECEMBER 31, 1981		Balance January 1, 1981	4,449.97
Welfare-Public Assistance	1,833.79	ISSUED AND UNISSUED		Transfer From Taxes	1,252.31
Hospitals, Clinics, First Aid		GROSS DEBT		Redeemed in 1981	2,158.77
Animal, Insect, & Rodent Control		NET DEBT		Cancelled, Abated or Adjusted (1981)	
Other Welfare Services		School	389,975	Transfers to Foreclosed Property	
RECREATION and CONSERVATION		Self-liquidating	4,077,000	Balance December 31, 1981	3,543.51
Beaches and Boardwalks		Other	4,466,975	PROPERTY ACQUIRED BY DEED OR FORECLOSURE	
Parks, Playgrounds, Shade Trees	62,959.02	Total	4,466,975	Balance January 1, 1981	19,233.50
Land Reclamation & Conservation		ISSUED AND OUTSTANDING		Transfers From Taxes or Liens	
Other Recreational Services	4,681.61	School	389,975.81	Sale for Cash (1981)	
EDUCATION (excluding schools)		Self-Liquidating	4,077,000.00	Cancelled, Abated or Adjusted (1981)	
Libraries	19,197.63	Other	4,466,975.81	Balance December 31, 1981	19,233.50
Other Educational Services		Total	4,466,975.81	CURRENT FINANCES DECEMBER 31, 1981	
STATUTORY EXPENDITURES		EQUALIZED VALUATION BASIS		ASSETS	
Pensions & F. I. C. A.	131,333.00	FOR NET DEBT COMPUTATION	161,592,118	Cash Dec. 31, 1981	509,287.83
Employee Fringe Benefits	44,900.00	REAL PROPERTY VALUATIONS		Taxes Receivable	201,610.18
Other Statutory Expenditures	12,000.00	Code Class # of Parcels % VAL'N		Tax Title Liens	3,543.51
CETA And Other Public Employment Programs	21,956.67	1 Vacant Land 369 5.57	8,236,400.00	Foreclosed Property	19,233.50
MUNICIPAL FUNCTIONS	1,909,439.36	2 Residential 2489 70.68	104,547,000.00	Emergencies & Other Deferred Charges	14,705.61
CAPITAL IMPROVEMENTS	7,438.08	3 Farm 12 .34	490,800.00	State and Federal Aid Receivable	
DEBT SERVICE		4a Commercial 158 23.28	34,429,000.00	Other Receivables	196,853.55
Principal Payments	206,000.00	4b Industrial 1 .07	103,600.00	Total	945,234.58
Interest Payments	247,560.00	4c Apartments 2 .07	107,900.00	LIABILITIES, RESERVES, AND SURPLUS	
TYPE I SCHL DEBT *MEMO	67,057.50	Total 3031	147,514,700.00	Cash Liabilities	165,002.16
DEFERRED CHARGES	3,437.59	Land Area 3.50 Sq. Miles		Reserves for Receivables	421,241.14
SCHOOL, COUNTY, SPECIAL DISTRICT TAXES	3,900,509.06	Net Valuation Taxable-Municipal	148,717,672	Surplus Dec. 31, 1981	358,991.28
RESERVE FOR UNCOLLECTED TAXES	194,711.95	Net Valuation Taxable-County	189,159,070	Total	945,234.58
EXPENDITURES	6,461,657.96	State Equalized Valuation	217,115,783		
		State Equalization Ratio	68.38		

Population 1980 5,046
 Population 1981 5,033
 S & P Rating
 Moody Rating A

General Tax Rate Per \$100. 3.25
 State Equalized Tax Rate 2.45

NORTHVALE BOROUGH - BERGEN COUNTY

Form of Government:

Borough Council

Number of Members on Governing Body - 6

PER CAPITA:

Gross Debt 733.89
 Net Debt 611.78
 Debt Service 78.79
 Total Tax Levy 904.27
 Municipal Expenditures 388.85

PER CENT:

Gross Debt 2.19
 Net Debt 1.83
 Tax Levy Collected 97.55
 Tax Levy Cancelled, Abated or Adjusted .54

EXPENDITURES		REVENUES-REALIZED		1981 PROPERTY TAX	
GENERAL GOVERNMENT				STATE EQUALIZED TAX RATE	
Governing Body & Public Boards		1981 Property Taxes Collected	4,440,255.43	Local District School Taxes .82	1,525,426.15
Municipal Clerk		1981 Payments in Lieu of Taxes		Regional & Consolidated School Tax .70	1,298,934.89
Financial Administration	12,400.00	Delinquent Tax & Lien Collections	91,566.35	School Taxes in Municipal Budget	
Assessment of Taxes	8,800.00	Business Personality Replacement Taxes	205,352.68	County Taxes .35	642,157.58
Collection of Taxes	5,517.48	Taxes from Public Utilities	299,127.00	County Library Taxes	
Planning, Housing & Development	13,320.00	Other Miscellaneous Tax Revenues		Local Municipal Purpose Taxes .58	1,065,015.40
Human Resources		State Aid Revenues	40,854.59	Veteran & Senior Citizen Taxes	43,700.00
Elections	1,050.00	Federal Aid Revenues	6,637.90	Total Taxes for Rate Computation 2.45	4,575,234.40
General Administration (other)	195,913.88	State and Local Fiscal Assistance Act Utilized	79,227.00	Special District Taxes	
JUDICIARY		Sale of Acquired Property		Bank Corp. Taxes	5,988.49
Municipal Courts	16,455.00	Other Miscellaneous Revenues	105,558.10	Added and Omitted Taxes	13,670.59
PUBLIC SAFETY		Total	5,269,735.05	Total Taxes Levied - ABSTRACT	4,551,193.54
Fire Protection	68,365.00	Prior Years Surplus Appropriated	100,000.00	Total Taxes Billed	4,551,834.35
Police Protection	368,209.79	REVENUES TOTAL	5,365,735.05	1981 TAXES COLLECTED	4,440,295.43
Civil Defense & Disaster Control	100.00	Reserve For Uncollected Taxes	183,310.79	1981 Taxes Cancelled, Abated or Adjusted	42,637.10
Environmental Inspection & Control	14,000.00	CAPITAL OUTLAY TOTAL	117,376.36	Transfer to Tax Title Liens or Foreclosed	1,339.00
Other Public Safety				Balance Outstanding Dec. 31, 1981	67,562.82
PUBLIC WORKS				PRIOR YEARS TAXES OUTSTANDING	
Streets and Drainage	155,976.36	Public Enterprises		Balance January 1, 1981	58,659.58
Sewers and Sewage Processing	98,830.68	Recreation—Culture	3,252.83	Collected in 1981	51,966.35
Garbage and Trash Disposal	165,000.00	Public Works	78,255.26	Cancelled, Abated or Adjusted 1981	
Public Buildings and Grounds	15,073.00	Buildings and Grounds	35,828.27	Transfers to Tax Title Liens or Foreclosed	
Other Public Works	27,920.62	Library and Education		Balance December 31, 1981	6,693.63
HEALTH and WELFARE		Conservation		TAX TITLE LIENS OUTSTANDING	
Health Services Except Environmental	20,215.00	All Other		Balance January 1, 1981	7,376.30
Welfare-Public Assistance	1,350.00	CAPITAL DEBT AUTHORIZED, DECEMBER 31, 1981		Transfer From Taxes	1,339.00
Hospitals, Clinics, First Aid		ISSUED AND UNISSUED		Redeemed in 1981	
Animal, Insect, & Rodent Control		School	614,576	Cancelled, Abated or Adjusted (1981)	
Other Welfare Services		Self-liquidating		Transfers to Foreclosed Property	
RECREATION and CONSERVATION		Other	3,079,107	Balance December 31, 1981	8,715.30
Beaches and Boardwalks		Total	3,693,683	PROPERTY ACQUIRED BY DEED OR FORECLOSURE	
Parks, Playgrounds, Shade Trees	892.26	ISSUED AND OUTSTANDING		Balance January 1, 1981	1,135.00
Land Reclamation & Conservation		School	614,576.64	Transfers From Taxes or Liens	
Other Recreational Services	13,050.00	Self-liquidating		Sale for Cash (1981)	
EDUCATION (excluding schools)		Other	2,917,100.00	Cancelled, Abated or Adjusted (1981)	
Libraries	26,000.00	Total	3,531,676.04	Balance December 31, 1981	1,135.00
Other Educational Services	2,200.00	EQUALIZED VALUATION BASIS FOR NET DEBT COMPUTATION	168,455,721	CURRENT FINANCES DECEMBER 31, 1981	
STATUTORY EXPENDITURES		REAL PROPERTY VALUATIONS		ASSETS	
Pensions & F. I. C. A.	80,705.56	Code Class # of Parcels % VAL'N		Cash Dec. 31, 1981	281,470.61
Employee Fringe Benefits	19,100.00	1 Vacant Land 116 1.82	2,532,290.00	Taxes Receivable	74,256.45
Other Statutory Expenditures	4,000.00	2 Residential 1346 51.26	71,247,700.00	Tax Title Liens	8,715.30
CETA And Other Public Employment Programs	10,469.00	3 Farm		Foreclosed Property	1,135.00
MUNICIPAL FUNCTIONS TOTAL	1,356,913.63	4a Commercial 75 12.26	17,044,850.00	Emergencies & Other Deferred Charges	15,086.02
CAPITAL IMPROVEMENTS *MEMO*	14,500.00	4b Industrial 50 34.66	48,179,507.00	State and Federal Aid Receivable	3,227.35
DEBT SERVICE		4c Apartments		Other Receivables	3,256.37
Principal Payments	227,100.00	Total 1587	139,004,347.00	Total	387,147.10
Interest Payments	165,466.09	Land Area 1.30 Sq. Miles		LIABILITIES, RESERVES, AND SURPLUS	
DEFERRED CHARGES	20,307.99	Net Valuation Taxable-Municipal	139,635,608	Cash Liabilities	147,688.82
SCHOOL, COUNTY, SPECIAL DISTRICT TAXES	3,466,519.06	Net Valuation Taxable-County	180,885,521	Reserves for Receivables	87,363.12
RESERVE FOR UNCOLLECTED TAXES	183,310.79	State Equalized Valuation	184,866,155	Surplus Dec. 31, 1981	152,095.16
EXPENDITURES TOTAL	5,423,617.56	State Equalization Ratio	75.45	Total	387,147.10

Population 1980 4,413
 Population 1981 4,471
 S & P Rating A
 Moody Rating A

General Tax Rate Per \$100. 3.37
 State Equalized Tax Rate 2.25

NORWOOD BOROUGH - BERGEN COUNTY

Form of Government:

Borough Council

Number of Members on Governing Body - 6

PER CAPITA:

Gross Debt 878.53
 Net Debt 760.77
 Debt Service 95.14
 Total Tax Levy 899.21
 Municipal Expenditures 432.22

PER CENT:

Gross Debt 2.57
 Net Debt 2.22
 Tax Levy Collected 95.31
 Tax Levy Cancelled, Abated or Adjusted .07

EXPENDITURES		REVENUES-REALIZED		1981 PROPERTY TAX	
GENERAL GOVERNMENT				STATE EQUALIZED TAX RATE	
Governing Body & Public Boards		1981 Property Taxes Collected	3,830,386.56	Local District School Taxes .77	1,349,063.50
Municipal Clerk		1981 Payments in Lieu of Taxes		Regional & Consolidated School Tax .68	1,200,103.85
Financial Administration	4,500.00	Delinquent Tax & Lien Collections	155,569.63	School Taxes in Municipal Budget	
Assessment of Taxes	9,920.00	Business Personalty Replacement Taxes	61,562.92	County Taxes .32	563,208.68
Collection of Taxes	2,258.00	Taxes from Public Utilities	411,277.00	County Library Taxes	
Planning, Housing & Development	12,900.00	Other Miscellaneous Tax Revenues		Local Municipal Purpose Taxes .49	856,436.50
Human Resources		State Aid Revenues	34,810.28	Veteran & Senior Citizen Taxes	40,350.00
Elections		Federal Aid Revenues		Total Taxes for Rate Computation 2.26	4,009,162.53
General Administration (other)	215,040.79	State and Local Fiscal Assistance Act Utilized	54,835.00	Special District Taxes	
JUDICIARY		Sole of Acquired Property	60,400.00	Bank Corp. Taxes	6,251.00
Municipal Courts	10,500.00	Other Miscellaneous Revenues	159,235.27	Added and Omitted Taxes	45,287.61
PUBLIC SAFETY		Total	4,768,080.66	Total Taxes Levied - ABSTRACT	4,020,351.14
Fire Protection	75,101.15	Prior Years Surplus Appropriated	588,000.00	Total Taxes Billed	4,018,752.93
Police Protection	412,812.37	REVENUES TOTAL	5,356,080.66	1981 TAXES COLLECTED	3,830,386.56
Civil Defense & Disaster Control	1,000.00	Reserve For Uncollected Taxes	324,004.16	1981 Taxes Cancelled, Abated or Adjusted	2,625.23
Environmental Inspection & Control	24,190.00	CAPITAL OUTLAY TOTAL	35,259.29	Transfer to Tax Title Liens or Foreclosed	7,397.15
Other Public Safety				Balance Outstanding Dec. 31, 1981	178,343.99
PUBLIC WORKS				PRIOR YEARS TAXES OUTSTANDING	
Streets and Drainage	184,946.10	Public Enterprises		Balance January 1, 1981	166,323.44
Sewers and Sewage Processing	6,345.69	Recreation—Culture		Collected in 1981	155,269.84
Gorbage and Trash Disposol	33,000.00	Public Works	12,062.75	Cancelled, Abated or Adjusted 1981	.58
Public Buildings and Grounds	18,696.00	Buildings and Grounds	23,236.54	Transfers to Tax Title Liens or Foreclosed	1,689.48
Other Public Works	5,142.00	Library and Education		Balance December 31, 1981	9,363.54
HEALTH and WELFARE		Conservation		TAX TITLE LIENS OUTSTANDING	
Health Services Except Environmental	12,035.00	All Other		Balance January 1, 1981	29,479.89
Welfare-Public Assistance	1,000.00	CAPITAL DEBT AUTHORIZED, DECEMBER 31, 1981		Transfer From Taxes	9,320.59
Hospitals, Clinics, First Aid		ISSUED AND UNISSUED		Redeemed in 1981	299.79
Animal, Insect, & Rodent Control		School	526,493	Cancelled, Abated or Adjusted (1981)	
Other Welfare Services		Self-liquidating		Transfers to Foreclosed Property	
RECREATION and CONSERVATION		Other	3,401,420	Balance December 31, 1981	38,500.69
Beaches and Boardwalks		Total	3,927,914	PROPERTY ACQUIRED BY DEED OR FORECLOSURE	
Parks, Playgrounds, Shode Trees				Balance January 1, 1981	218,311.66
Land Reclamation & Conservation		ISSUED AND OUTSTANDING		Transfers From Taxes or Liens	
Other Recreational Services	14,250.00	School	526,493.91	Sole for Cash (1981)	60,400.00
EDUCATION (excluding schools)		Self-Liquidating		Cancelled, Abated or Adjusted (1981)	
Libraries	15,000.00	Other	3,082,700.00	Balance December 31, 1981	157,911.66
Other Educational Services		Total	3,609,193.91	CURRENT FINANCES DECEMBER 31, 1981	
STATUTORY EXPENDITURES		EQUALIZED VALUATION BASIS		ASSETS	
Pensions & F. I. C. A.	76,843.56	FOR NET DEBT COMPUTATION	153,032,567	Cash Dec. 31, 1981	876,635.30
Employee Fringe Benefits	25,320.62	REAL PROPERTY VALUATIONS		Taxes Receivable	187,707.53
Other Statutory Expenditures	6,000.00	Code Class # of Parcels % VAL'N		Tax Title Liens	38,500.69
CETA And Other Public Employment Programs		1 Vacant Land 241 4.81	5,630,500.00	Foreclosed Property	157,911.66
MUNICIPAL FUNCTIONS TOTAL	2,166,801.28	2 Residential 1237 70.08	81,964,300.00	Emergencies & Other Deferred Charges	36,551.77
CAPITAL IMPROVEMENTS *MEMO*	12,000.00	3 Farm 3 .24	279,700.00	State and Federal Aid Receivable	
DEBT SERVICE		4a Commercial 54 6.62	7,737,700.00	Other Receivables	28,750.00
Principal Payments	223,625.00	4b Industrial 38 18.26	21,353,400.00	Total	1,326,456.95
Interest Payments	201,767.61	4c Apartments		LIABILITIES, RESERVES, AND SURPLUS	
DEFERRED CHARGES	16,276.80	Total 1573	116,965,600.00	Cash Liabilities	133,509.94
SCHOOL, COUNTY, SPECIAL DISTRICT TAXES	3,112,376.03	Land Area 2.90 Sq. Miles		Reserves for Receivables	412,869.88
RESERVE FOR UNCOLLECTED TAXES	324,004.16	Net Valuation Taxable-Municipal	117,906,983	Surplus Dec. 31, 1981	780,077.13
EXPENDITURES TOTAL	5,044,850.88	Net Valuation Taxable-County	157,197,427	Total	1,326,456.95
		State Equalized Valuation	175,830,768		
		State Equalization Ratio	66.88		

Population 1980 28,998
 Population 1981 28,825
 S & P Rating A+
 Moody Rating A-1

General Tax Rate Per \$100. 4.47
 State Equalized Tax Rate 3.17

NUTLEY TOWNSHIP - ESSEX COUNTY

Form of Government:

Commission (1911)

Number of Members on Governing Body - 5

PER CAPITA:

Gross Debt 178.03
 Net Debt 129.78
 Debt Service 9.04
 Total Tax Levy 764.06
 Municipal Expenditures 306.16

PER CENT:

Gross Debt .85
 Net Debt .62
 Tax Levy Collected 98.17
 Tax Levy Cancelled, Abated or Adjusted .68

EXPENDITURES		REVENUES-REALIZED		1981 PROPERTY TAX	
GENERAL GOVERNMENT				STATE EQUALIZED TAX RATE	
Governing Body & Public Boards	6,200.00	1981 Property Taxes Collected	21,601,832.26	Local District School Taxes 1.38	9,554,856.00
Municipal Clerk	71,600.00	1981 Payments in Lieu of Taxes		Regional & Consolidated School Tax	
Financial Administration	91,200.00	Delinquent Tax & Lien Collections	190,837.36	School Taxes in Municipal Budget	
Assessment of Taxes	65,800.00	Business Personality Replacement Taxes	600,198.96	County Taxes 1.07	7,419,190.75
Collection of Taxes	57,000.00	Taxes from Public Utilities	1,365,614.00	County Library Taxes	
Planning, Housing & Development	18,920.00	Other Miscellaneous Tax Revenues		Local Municipal Purpose Taxes .71	4,941,762.44
Human Resources	20,500.00	State Aid Revenues	278,634.54	Veteran & Senior Citizen Taxes	287,850.00
Elections		Federal Aid Revenues		Total Taxes for Rate Computation 3.16	22,203,659.19
General Administration (other)	597,310.58	State and Local Fiscal Assistance Act Utilized	189,310.00	Special District Taxes	
JUDICIARY		Sale of Acquired Property		Bank Corp. Taxes	26,154.51
Municipal Courts	56,295.00	Other Miscellaneous Revenues	845,970.87	Added and Omitted Taxes	81,926.16
PUBLIC SAFETY		Total	25,072,357.99	Total Taxes Levied - ABSTRACT	22,023,889.86
Fire Protection	676,696.64	Prior Years Surplus Appropriated	700,000.00	Total Taxes Billed	22,003,811.91
Police Protection	1,857,407.36	REVENUES TOTAL	25,772,357.99	1981 TAXES COLLECTED	21,601,832.26
Civil Defense & Disaster Control	23,500.00	Reserve For Uncollected Taxes	872,374.61	1981 Taxes Cancelled, Abated or Adjusted	149,874.40
Environmental Inspection & Control	104,984.03	CAPITAL OUTLAY TOTAL	1,072,181.45	Transfer to Tax Title Liens or Foreclosed	5,179.90
Other Public Safety	5,190.00			Balance Outstanding Dec. 31, 1981	246,925.35
PUBLIC WORKS		Public Enterprises	71,209.00	PRIOR YEARS TAXES OUTSTANDING	
Streets and Drainage	523,643.91	Recreation—Culture	122,852.87	Balance January 1, 1981	188,910.97
Sewers and Sewage Processing	712,950.46	Public Works	306,866.66	Collected in 1981	186,924.67
Garbage and Trash Disposal	510,000.00	Buildings and Grounds	571,232.92	Cancelled, Abated or Adjusted 1981	
Public Buildings and Grounds	193,337.50	Library and Education		Transfers to Tax Title Liens or Foreclosed	1,564.46
Other Public Works	45,579.37	Conservation		Balance December 31, 1981	421.84
HEALTH and WELFARE		All Other		TAX TITLE LIENS OUTSTANDING	
Health Services Except Environmental	279,674.00	CAPITAL DEBT AUTHORIZED, DECEMBER 31, 1981		Balance January 1, 1981	1,933.31
Welfare-Public Assistance	23,000.00	ISSUED AND UNISSUED		Transfer From Taxes	6,888.12
Hospitals, Clinics, First Aid		School	1,391,000	Redeemed in 1981	3,912.69
Animal, Insect, & Rodent Control	2,000.00	Self-liquidating	293,425	Cancelled, Abated or Adjusted (1981)	
Other Welfare Services	19,000.00	Other	3,447,369	Transfers to Foreclosed Property	
RECREATION and CONSERVATION		Total	5,131,794	Balance December 31, 1981	4,908.74
Beaches and Boardwalks		ISSUED AND OUTSTANDING		PROPERTY ACQUIRED BY DEED OR FORECLOSURE	
Parks, Playgrounds, Shade Trees	385,525.00	School	1,391,000.00	Balance January 1, 1981	32,347.00
Land Reclamation & Conservation		Self-Liquidating	129,134.00	Transfers From Taxes or Liens	
Other Recreational Services	85,715.00	Other	2,870,866.00	Sale for Cash (1981)	
EDUCATION (excluding schools)		Total	4,391,000.00	Cancelled, Abated or Adjusted (1981)	
Libraries	269,635.00	EQUALIZED VALUATION BASIS		Balance December 31, 1981	32,347.00
Other Educational Services		FOR NET DEBT COMPUTATION	601,002,917	CURRENT FINANCES DECEMBER 31, 1981	
STATUTORY EXPENDITURES		REAL PROPERTY VALUATIONS		ASSETS	
Pensions & F. I. C. A.	751,494.06	Code Class # of Parcels % VAL'N		Cash Dec. 31, 1981	1,923,311.05
Employee Fringe Benefits	185,900.00	1 Vacant Land 225 .38	1,843,800.00	Taxes Receivable	247,347.19
Other Statutory Expenditures	40,000.00	2 Residential 7147 69.00	332,758,000.00	Tax Title Liens	4,908.74
CETA And Other Public Employment Programs		3 Farm		Foreclosed Property	32,347.00
MUNICIPAL FUNCTIONS		4a Commercial 443 8.65	41,718,800.00	Emergencies & Other Deferred Charges	9,000.00
CAPITAL IMPROVEMENTS *MEMO*	1,000.00	4b Industrial 54 15.40	74,267,800.00	State and Federal Aid Receivable	40,836.99
DEBT SERVICE		4c Apartments 74 6.57	31,683,200.00	Other Receivables	25,468.09
Principal Payments	63,473.84	Total 7943	482,271,600.00	Total	2,283,219.06
Interest Payments	197,086.64	Land Area 3.40 Sq. Miles		LIABILITIES, RESERVES, AND SURPLUS	
DEFERRED CHARGES		Net Valuation Taxable-Municipal	490,422,500	Cash Liabilities	582,058.01
SCHOOL, COUNTY, SPECIAL DISTRICT TAXES	16,974,046.75	Net Valuation Taxable-County	615,347,321	Reserves for Receivables	309,821.02
RESERVE FOR UNCOLLECTED TAXES	872,374.61	State Equalized Valuation	688,664,249	Surplus Dec. 31, 1981	991,340.03
EXPENDITURES		State Equalization Ratio	70.87	Total	2,283,219.06
TOTAL	25,799,050.75				

0242

Population 1980 13,443
 Population 1981 13,426
 S & P Rating
 Moody Rating A

General Tax Rate Per \$100. 4.20
 State Equalized Tax Rate 2.60

OAKLAND BOROUGH - BERGEN COUNTY
Form of Government:
Borough Council
Number of Members on Governing Body - 6

PER CAPITA:
 Gross Debt 486.67
 Net Debt 331.64
 Debt Service 37.15
 Total Tax Levy 778.13
 Municipal Expenditures 300.98

PER CENT:
 Gross Debt 1.88
 Net Debt 1.28
 Tax Levy Collected 96.30
 Tax Levy Cancelled, Abated or Adjusted .62

EXPENDITURES		REVENUES-REALIZED		1981 PROPERTY TAX	
GENERAL GOVERNMENT		1981 Property Taxes Collected		STATE EQUALIZED TAX RATE	
Governing Body & Public Boards			10,061,081.20	Local District School Taxes	1.17
Municipal Clerk				Regional & Consolidated School Tax	.58
Financial Administration	55,200.00	1981 Payments in Lieu of Taxes	21,256.70	School Taxes in Municipal Budget	
Assessment of Taxes	39,781.00	Delinquent Tax & Lien Collections	295,137.54	County Taxes	.32
Collection of Taxes	40,050.00	Business Personalty Replacement Taxes	139,156.20	County Library Taxes	
Planning, Housing & Development	41,104.00	Taxes from Public Utilities	619,067.00	Local Municipal Purpose Taxes	.53
Human Resources	5,600.00	Other Miscellaneous Tax Revenues		Veteran & Senior Citizen Taxes	
Elections	2,400.00	State Aid Revenues	118,763.63	Total Taxes for Rate Computation	2.60
General Administration (other)	618,884.71	Federal Aid Revenues		Special District Taxes	
JUDICIARY		State and Local Fiscal Assistance Act Utilized	140,442.94	Bank Corp. Taxes	
Municipal Courts	38,146.00	Sale of Acquired Property		Added and Omitted Taxes	
PUBLIC SAFETY		Other Miscellaneous Revenues	478,548.15	Total Taxes Levied - ABSTRACT	10,447,149.47
Fire Protection	82,260.00	Total	11,873,453.76	Total Taxes Billed	10,448,167.20
Police Protection	896,359.00	Prior Years Surplus Appropriated	275,000.00	1981 TAXES COLLECTED	10,061,081.20
Civil Defense & Disaster Control	6,000.00	REVENUES TOTAL	12,148,453.76	1981 Taxes Cancelled, Abated or Adjusted	65,234.42
Environmental Inspection & Control	36,879.00	Reserve For Uncollected Taxes	468,528.14	Transfer to Tax Title Liens or Foreclosed	9,437.00
Other Public Safety		CAPITAL OUTLAY TOTAL	830,761.49	Balance Outstanding Dec. 31, 1981	312,408.58
PUBLIC WORKS				PRIOR YEARS TAXES OUTSTANDING	
Streets and Drainage	352,650.00	Public Enterprises	2,004.29	Balance January 1, 1981	303,020.68
Sewers and Sewage Processing		Recreation—Culture	19,255.36	Collected in 1981	280,434.69
Garbage and Trash Disposal	69,326.00	Public Works	742,673.15	Cancelled, Abated or Adjusted 1981	4,390.61
Public Buildings and Grounds	108,100.00	Buildings and Grounds	37,748.79	Transfers to Tax Title Liens or Foreclosed	6,476.50
Other Public Works	57,100.00	Library and Education	29,079.90	Balance December 31, 1981	5,718.88
HEALTH and WELFARE		Conservation		TAX TITLE LIENS OUTSTANDING	
Health Services Except Environmental	75,357.00	All Other		Balance January 1, 1981	24,387.15
Welfare-Public Assistance	2,468.00	CAPITAL DEBT AUTHORIZED, DECEMBER 31, 1981		Transfer From Taxes	17,327.76
Hospitals, Clinics, First Aid		ISSUED AND UNISSUED		Redeemed in 1981	8,703.25
Animal, Insect, & Rodent Control		SCHOOL	2,042,814	Cancelled, Abated or Adjusted (1981)	
Other Welfare Services		Self-liquidating	595,950	Transfers to Foreclosed Property	891.81
RECREATION and CONSERVATION		Other	3,895,247	Balance December 31, 1981	32,119.85
Beaches and Boardwalks		Total	6,534,011	PROPERTY ACQUIRED BY DEED OR FORECLOSURE	
Parks, Playgrounds, Shade Trees	3,000.00			Balance January 1, 1981	547,588.70
Land Reclamation & Conservation	692.00	ISSUED AND OUTSTANDING		Transfers From Taxes or Liens	861.30
Other Recreational Services	64,902.00	School	2,042,814.65	Sale for Cash (1981)	
EDUCATION (excluding schools)		Self-Liquidating	300,000.00	Cancelled, Abated or Adjusted (1981)	
Libraries	161,193.57	Other	3,130,310.00	Balance December 31, 1981	548,450.00
Other Educational Services		Total	5,473,124.65	CURRENT FINANCES DECEMBER 31, 1981	
STATUTORY EXPENDITURES		EQUALIZED VALUATION BASIS		ASSETS	
Pensions & F. I. C. A.	263,200.00	FOR NET DEBT COMPUTATION	348,416,164	Cash Dec. 31, 1981	651,658.59
Employee Fringe Benefits		REAL PROPERTY VALUATIONS		Taxes Receivable	318,127.46
Other Statutory Expenditures	7,500.00	Code Class # of Parcels % VAL'N		Tax Title Liens	32,119.85
CETA And Other Public Employment Programs		1 Vacant Land 288 3.50	8,557,000.00	Foreclosed Property	548,450.00
MUNICIPAL FUNCTIONS TOTAL	3,028,152.28	2 Residential 3854 76.90	187,737,000.00	Emergencies & Other Deferred Charges	83,000.00
CAPITAL IMPROVEMENTS *MEMO*	23,700.00	3 Farm 7 .08	208,200.00	State and Federal Aid Receivable	5,354.15
DEBT SERVICE		4a Commercial 96 10.05	24,527,500.00	Other Receivables	2,158.16
Principal Payments	274,266.43	4b Industrial 39 9.47	23,111,800.00	Total	1,640,868.61
Interest Payments	224,562.36	4c Apartments		LIABILITIES, RESERVES, AND SURPLUS	
DEFERRED CHARGES	45,110.16	Total 4284	244,141,500.00	Cash Liabilities	377,621.81
SCHOOL, COUNTY, SPECIAL DISTRICT TAXES	8,235,040.21	Land Area 9.10 Sq. Miles		Reserves for Receivables	900,855.47
RESERVE FOR UNCOLLECTED TAXES	468,928.14	Net Valuation Taxable-Municipal	246,513,604	Surplus Dec. 31, 1981	362,391.33
EXPENDITURES TOTAL	12,276,059.58	Net Valuation Taxable-County	364,055,252	Total	1,640,868.61
		State Equalized Valuation	396,721,159		
		State Equalization Ratio	61.91		

Population 1980 4,223
 Population 1981 4,201
 S & P Rating
 Moody Rating

General Tax Rate Per \$100. 4.30
 State Equalized Tax Rate 3.16

OAKLYN BOROUGH - CAMDEN COUNTY
Form of Government:
Borough Council
Number of Members on Governing Body - 6

PER CAPITA: Gross Debt 279.58 PER CENT Gross Debt 1.98
 Net Debt 106.77 Net Debt .76
 Debt Service 17.56 Tax Levy Collected 97.08
 Total Tax Levy 483.78 Tax Levy Cancelled, Abated or Adjusted .03
 Municipal Expenditures 205.34

EXPENDITURES		REVENUES-REALIZED		1981 PROPERTY TAX	
GENERAL GOVERNMENT				STATE EQUALIZED TAX RATE →	
Governing Body & Public Boards		1981 Property Taxes Collected	1,974,441.42	Local District School Taxes 1.45	931,097.35
Municipal Clerk		1981 Payments in Lieu of Taxes		Regional & Consolidated School Tax	
Financial Administration	7,540.00	Delinquent Tax & Lien Collections	51,148.50	School Taxes in Municipal Budget	
Assessment of Taxes	6,460.00	Business Personalty Replacement Taxes	26,706.88	County Taxes 1.12 *	723,224.67
Collection of Taxes	11,755.00	Taxes from Public Utilities	176,153.00	County Library Taxes .03	16,207.47
Planning, Housing & Development	1,400.00	Other Miscellaneous Tax Revenues		Local Municipal Purpose Taxes .56	363,489.00
Human Resources		State Aid Revenues	32,495.62	Veteran & Senior Citizen Taxes	69,450.00
Elections		Federal Aid Revenues	32,483.42	Total Taxes for Rate Computation 3.16	2,100,468.49
General Administration (other)	111,098.00	State and Local Fiscal Assistance Act Utilized	21,522.03	Special District Taxes	
JUDICIARY		Sale of Acquired Property		Bank Corp. Taxes	360.68
Municipal Courts	10,582.00	Other Miscellaneous Revenues	190,220.01	Added and Omitted Taxes	985.17
PUBLIC SAFETY		Total	2,505,170.88	Total Taxes Levied - ABSTRACT	2,032,364.34
Fire Protection	31,730.00	Prior Years Surplus Appropriated	120,000.00	Total Taxes Billed	2,033,898.96
Police Protection	195,605.98	REVENUES TOTAL	2,625,170.88	1981 TAXES COLLECTED	1,974,441.42
Civil Defense & Disaster Control	1,030.00	Reserve For Uncollected Taxes	66,717.82	1981 Taxes Cancelled, Abated or Adjusted	577.83
Environmental Inspection & Control	3,025.00			Transfer to Tax Title Liens or Foreclosed	5,193.19
Other Public Safety		CAPITAL OUTLAY TOTAL	52,125.41	Balance Outstanding Dec. 31, 1981	53,686.52
PUBLIC WORKS				PRIOR YEARS TAXES OUTSTANDING	
Streets and Drainage	77,950.47	Public Enterprises		Balance January 1, 1981	43,672.11
Sewers and Sewage Processing	26,000.00	Recreation—Culture		Collected in 1981	42,091.16
Garbage and Trash Disposal	67,584.08	Public Works	47,306.21	Cancelled, Abated or Adjusted 1981	1,046.00
Public Buildings and Grounds	39,950.00	Buildings and Grounds	4,819.20	Transfers to Tax Title Liens or Foreclosed	498.80
Other Public Works	1,550.95	Library and Education		Balance December 31, 1981	36.15
HEALTH and WELFARE		Conservation		TAX TITLE LIENS OUTSTANDING	
Health Services Except Environmental	375.00	All Other		Balance January 1, 1981	5,041.49
Welfare-Public Assistance	3,850.00			Transfer From Taxes	5,816.07
Hospitals, Clinics, First Aid		CAPITAL DEBT AUTHORIZED, DECEMBER 31, 1981		Redeemed in 1981	9,057.34
Animal, Insect, & Rodent Control		ISSUED AND UNISSUED		Cancelled, Abated or Adjusted (1981)	
Other Welfare Services		School	726,000	Transfers to Foreclosed Property	
RECREATION and CONSERVATION		Self-liquidating	448,525	Balance December 31, 1981	1,800.22
Beaches and Boardwalks		Other	448,525	PROPERTY ACQUIRED BY DEED OR FORECLOSURE	
Parks, Playgrounds, Shade Trees	6,760.00	Total	1,174,525	Balance January 1, 1981	227.00
Land Reclamation & Conservation		ISSUED AND OUTSTANDING		Transfers From Taxes or Liens	
Other Recreational Services	605.00	School	726,000.00	Sale for Cash (1981)	
EDUCATION (excluding schools)		Self-Liquidating	430,645.00	Cancelled, Abated or Adjusted (1981)	
Libraries	12,995.00	Other	1,156,645.00	Balance December 31, 1981	227.00
Other Educational Services		Total		CURRENT FINANCES DECEMBER 31, 1981	
STATUTORY EXPENDITURES		EQUALIZED VALUATION BASIS		ASSETS	
Pensions & F. I. C. A.	44,463.96	FOR NET DEBT COMPUTATION	59,346,630	Cash Dec. 31, 1981	601,552.37
Employee Fringe Benefits	10,600.00	REAL PROPERTY VALUATIONS		Taxes Receivable	53,722.67
Other Statutory Expenditures	3,335.00	Code Class # of Parcels % VAL'N	ASSESSED VALUATION	Tax Title Liens	1,800.22
CETA And Other Public Employment Programs	21,700.00	1 Vacant Land 39 .63	298,400.00	Foreclosed Property	227.00
MUNICIPAL FUNCTIONS TOTAL	697,945.44	2 Residential 1284 81.52	38,344,700.00	Emergencies & Other Deferred Charges	
CAPITAL IMPROVEMENTS *MEMO*	2,500.00	3 Farm		State and Federal Aid Receivable	
DEBT SERVICE		4a Commercial 76 11.62	5,467,800.00	Other Receivables	10,623.11
Principal Payments	39,435.00	4b Industrial 3 .53	248,900.00	Total	667,925.37
Interest Payments	34,327.42	4c Apartments 18 5.69	2,676,100.00	LIABILITIES, RESERVES, AND SURPLUS	
		Total 1420	47,035,900.00	Cash Liabilities	374,693.53
DEFERRED CHARGES	24,208.21	Land Area .63 Sq. Miles		Reserves for Receivables	66,373.00
SCHOOL, COUNTY, SPECIAL DISTRICT TAXES	1,670,529.49	Net Valuation Taxable-Municipal	47,288,045	Surplus Dec. 31, 1981	226,858.84
RESERVE FOR UNCOLLECTED TAXES	66,717.82	Net Valuation Taxable-County	60,272,270	Total	667,925.37
EXPENDITURES TOTAL	2,533,163.38	State Equalized Valuation	64,278,912		
		State Equalization Ratio	73.47		

1337

Population 1980 23,570
 Population 1981 23,542
 S & P Rating A
 Moody Rating A

General Tax Rate Per \$100. 3.95
 State Equalized Tax Rate 2.64

OCEAN TOWNSHIP - MONMOUTH COUNTY
Form of Government:
Council-Manager Plan A (OMCL 50)
Number of Members on Governing Body - 5

PER CAPITA:
 Gross Debt 668.32
 Net Debt 320.64
 Debt Service 35.15
 Total Tax Levy 727.47
 Municipal Expenditures 301.16

PER CENT:
 Gross Debt 2.84
 Net Debt 1.36
 Tax Levy Collected 95.32
 Tax Levy Cancelled, Abated or Adjusted 1.29

EXPENDITURES		REVENUES-REALIZED		1981 PROPERTY TAX	
GENERAL GOVERNMENT				STATE EQUALIZED TAX RATE →	
Governing Body & Public Boards	18,550.00	1981 Property Taxes Collected	16,315,409.79	Local District School Taxes 1.51	9,453,608.45
Municipal Clerk	47,400.00	1981 Payments in Lieu of Taxes	17,305.13	Regional & Consolidated School Tax	
Financial Administration	94,200.00	Delinquent Tax & Lien Collections	391,340.81	School Taxes in Municipal Budget	
Assessment of Taxes	270,550.00	Business Personalty Replacement Taxes	152,845.64	County Taxes .49	3,083,700.79
Collection of Taxes	55,825.00	Taxes from Public Utilities	1,191,026.00	County Library Taxes .02	114,755.93
Planning, Housing & Development	34,500.00	Other Miscellaneous Tax Revenues		Local Municipal Purpose Taxes .62	3,882,612.00
Human Resources	3,200.00	State Aid Revenues	177,722.43	Veteran & Senior Citizen Taxes	136,100.00
Elections	6,000.00	Federal Aid Revenues	68,437.53	Total Taxes for Rate Computation 2.64	16,670,777.17
General Administration (other)	831,955.00	State and Local Fiscal Assistance Act Utilized	220,938.26	Special District Taxes	416,950.00
JUDICIARY		Sole of Acquired Property		Bank Corp. Taxes	7,291.84
Municipal Courts	58,050.00	Other Miscellaneous Revenues	974,967.42	Added and Omitted Taxes	167,095.37
PUBLIC SAFETY		Total	19,509,953.01	Total Taxes Levied - ABSTRACT	17,126,014.38
Fire Protection	3,500.00	Prior Years Surplus Appropriated	371,000.00	Total Taxes Billed	17,115,740.54
Police Protection	1,522,104.74	REVENUES TOTAL	19,880,953.01	1981 TAXES COLLECTED	16,315,409.79
Civil Defense & Disaster Control		Reserve For Uncollected Taxes	490,878.36	1981 Taxes Cancelled, Abated or Adjusted	220,629.06
Environmental Inspection & Control	75,520.00	CAPITAL OUTLAY	480,857.64	Transfer to Tax Title Liens or Foreclosed	71,720.40
Other Public Safety		TOTAL		Balance Outstanding Dec. 31, 1981	507,981.69
PUBLIC WORKS				PRIOR YEARS TAXES OUTSTANDING	
Streets and Drainage	730,780.00	Public Enterprises		Balance January 1, 1981	359,798.10
Sewers and Sewage Processing		Recreation—Culture	63,546.98	Collected in 1981	323,840.30
Gorbage and Trash Disposal	474,000.00	Public Works	412,174.45	Cancelled, Abated or Adjusted 1981	2,691.85
Public Buildings and Grounds	254,000.00	Buildings and Grounds	4,084.80	Transfers to Tax Title Liens or Foreclosed	33,265.95
Other Public Works	163,226.52	Library and Education	651.41	Balance December 31, 1981	
HEALTH and WELFARE		Conservation		TAX TITLE LIENS OUTSTANDING	
Health Services Except Environmental	157,900.00	All Other		Balance January 1, 1981	22,502.45
Welfare-Public Assistance	15,450.00	CAPITAL DEBT AUTHORIZED, DECEMBER 31, 1981		Transfer From Taxes	109,873.30
Hospitals, Clinics, First Aid		ISSUED AND UNISSUED		Redeemed in 1981	67,500.51
Animal, Insect, & Rodent Control		School	8,139,500	Cancelled, Abated or Adjusted (1981)	841.62
Other Welfare Services		Self-liquidating	7,594,136	Transfers to Foreclosed Property	9,875.37
RECREATION and CONSERVATION		Other	15,733,637	Balance December 31, 1981	54,158.25
Beaches and Boardwalks		Total		PROPERTY ACQUIRED BY DEED OR FORECLOSURE	
Parks, Playgrounds, Shade Trees	81,460.00	ISSUED AND OUTSTANDING		Balance January 1, 1981	356,208.54
Land Reclamation & Conservation	4,150.00	School	8,139,500.27	Transfers From Taxes or Liens	9,875.37
Other Recreational Services	187,900.00	Self-Liquidating		Sole for Cash (1981)	
EDUCATION (excluding schools)		Other	6,574,000.00	Cancelled, Abated or Adjusted (1981)	800.00
Libraries	127,300.00	Total	15,113,500.27	Balance December 31, 1981	365,284.31
Other Educational Services	4,500.00	EQUALIZED VALUATION BASIS		CURRENT FINANCES DECEMBER 31, 1981	
STATUTORY EXPENDITURES		FOR NET DEBT COMPUTATION		ASSETS	
Pensions & F. I. C. A.	411,573.00	REAL PROPERTY VALUATIONS		Cash Dec. 31, 1981	1,464,566.20
Employee Fringe Benefits		Code Class # of Parcels % VAL'N		Taxes Receivable	507,981.69
Other Statutory Expenditures	15,000.00	1 Vacant Land 1411 4.70	19,555,050.00	Tox Title Liens	54,158.25
CETA And Other Public Employment Programs	60,315.00	2 Residential 5763 66.96	278,802,300.00	Foreclosed Property	365,284.31
MUNICIPAL FUNCTIONS		3 Farm 21 .29	1,177,500.00	Emergencies & Other Deferred Charges	272,037.90
CAPITAL IMPROVEMENTS		4a Commercial 326 18.55	77,230,900.00	State and Federal Aid Receivable	134,157.65
MEMO		4b Industrial 9 .28	1,172,700.00	Other Receivables	30,852.92
DEBT SERVICE		4c Apartments 14 9.24	38,456,700.00	Total	2,829,038.92
Principal Payments	330,400.00	Total	416,395,150.00	LIABILITIES, RESERVES, AND SURPLUS	
Interest Payments	497,205.42	Land Area 41.20 Sq. Miles		Cash Liabilities	1,343,306.88
DEFERRED CHARGES		Net Valuation Taxable-Municipal	419,067,718	Reserves for Receivables	958,277.17
SCHOOL, COUNTY, SPECIAL DISTRICT TAXES	62,550.18	Net Valuation Taxable-County	582,811,861	Surplus Dec. 31, 1981	527,454.87
SCHOOL, COUNTY, SPECIAL DISTRICT TAXES	13,069,015.17	State Equalized Valuation	626,392,086	Total	2,829,038.92
RESERVE FOR UNCOLLECTED TAXES	490,878.36	State Equalization Ratio	66.76		
EXPENDITURES					
TOTAL	20,158,958.39				

Population 1980 3,731
 Population 1981 3,776
 S & P Rating
 Moody Rating

General Tax Rate Per \$100. 3.14
 State Equalized Tax Rate 2.42

OCEAN TOWNSHIP - OCEAN COUNTY

Form of Government:

Township Committee

Number of Members on Governing Body - 3

PER CAPITA

Gross Debt 454.45
 Net Debt 142.21
 Debt Service 29.58
 Total Tax Levy 804.37
 Municipal Expenditures 401.24

PER CENT:

Gross Debt 1.51
 Net Debt .47
 Tax Levy Collected 92.04
 Tax Levy Cancelled, Abated or Adjusted

EXPENDITURES		REVENUES-REALIZED		1981 PROPERTY TAX	
GENERAL GOVERNMENT				STATE EQUALIZED TAX RATE →	
Governing Body & Public Boards		1981 Property Taxes Collected	2,792,972.18	Local District School Taxes 1.57	1,964,138.89
Municipal Clerk		1981 Payments in Lieu of Taxes		Regional & Consolidated School Tax	
Financial Administration	24,515.00	Delinquent Tax & Lien Collections	190,731.97	School Taxes in Municipal Budget	
Assessment of Taxes	19,700.00	Business Personalty Replacement Taxes	12,628.92	County Taxes .44	* 552,468.27
Collection of Taxes	31,734.00	Taxes from Public Utilities	370,817.00	County Library Taxes .02	30,783.04
Planning, Housing & Development	21,650.00	Other Miscellaneous Tax Revenues	57,000.00	Local Municipal Purpose Taxes .38	475,058.00
Human Resources		State Aid Revenues	25,329.24	Veteran & Senior Citizen Taxes	96,000.00
Elections	3,055.00	Federal Aid Revenues	36,327.51	Total Taxes for Rate Computation 2.41	3,118,448.20
General Administration (other)	163,865.28	State and Local Fiscal Assistance Act Utilized	78,572.00	Special District Taxes	
JUDICIARY		Sale of Acquired Property		Bank Corp. Taxes	2,846.45
Municipal Courts	21,295.00	Other Miscellaneous Revenues	289,229.34	Added and Omitted Taxes	12,019.56
PUBLIC SAFETY		Total	3,853,608.16	Total Taxes Levied - ABSTRACT	3,037,314.21
Fire Protection	14,750.00	Prior Years Surplus Appropriated	416,000.00	Total Taxes Billed	3,034,467.76
Police Protection	239,416.00	REVENUES TOTAL	4,269,608.16	1981 TAXES COLLECTED	2,792,972.18
Civil Defense & Disaster Control	2,000.00	Reserve For Uncollected Taxes	284,450.00	1981 Taxes Cancelled, Abated or Adjusted	
Environmental Inspection & Control	14,000.00	CAPITAL OUTLAY TOTAL	63,260.00	Transfer to Tax Title Liens or Foreclosed	39,383.83
Other Public Safety		Public Enterprises		Balance Outstanding Dec. 31, 1981	202,111.75
PUBLIC WORKS		Recreation—Culture		PRIOR YEARS TAXES OUTSTANDING	
Streets and Drainage	212,431.90	Public Works		Balance January 1, 1981	194,653.46
Sewers and Sewage Processing		Buildings and Grounds	63,260.00	Collected in 1981	159,018.74
Garbage and Trash Disposal	109,493.10	Library and Education		Cancelled, Abated or Adjusted 1981	1,643.85
Public Buildings and Grounds	19,600.00	Conservation		Transfers to Tax Title Liens or Foreclosed	33,906.48
Other Public Works	30,000.00	All Other		Balance December 31, 1981	84.39
HEALTH and WELFARE		CAPITAL DEBT AUTHORIZED, DECEMBER 31, 1981		TAX TITLE LIENS OUTSTANDING	
Health Services Except Environmental	6,070.00	ISSUED AND UNISSUED		Balance January 1, 1981	70,335.92
Welfare-Public Assistance	11,550.00	School	1,179,000	Transfer From Taxes	82,052.13
Hospitals, Clinics, First Aid		Self-liquidating		Redeemed in 1981	31,713.23
Animal, Insect, & Rodent Control	2,800.00	Other	537,000	Cancelled, Abated or Adjusted (1981)	
Other Welfare Services		Total	1,716,000	Transfers to Foreclosed Property	
RECREATION and CONSERVATION		ISSUED AND OUTSTANDING		Balance December 31, 1981	120,674.82
Beaches and Boardwalks	11,500.00	School	1,179,000.00	PROPERTY ACQUIRED BY DEED OR FORECLOSURE	
Parks, Playgrounds, Shade Trees	1,000.00	Self-Liquidating		Balance January 1, 1981	696,400.00
Land Reclamation & Conservation	1,100.00	Other	480,922.00	Transfers From Taxes or Liens	
Other Recreational Services	200.00	Total	1,659,922.00	Sale for Cash (1981)	
EDUCATION (excluding schools)		EQUALIZED VALUATION BASIS		Cancelled, Abated or Adjusted (1981)	
Libraries		FOR NET DEBT COMPUTATION	113,736,898	Balance December 31, 1981	696,400.00
Other Educational Services		REAL PROPERTY VALUATIONS		CURRENT FINANCES DECEMBER 31, 1981	
STATUTORY EXPENDITURES		Code Class # of Parcels % VAL'N		ASSETS	
Pensions & F. I. C. A.	46,540.00	1 Vacant Land 1527 14.79	14,117,650.00	Cash Dec. 31, 1981	1,971,417.12
Employee Fringe Benefits	45,450.00	2 Residential 2384 77.66	74,135,600.00	Taxes Receivable	202,196.14
Other Statutory Expenditures	5,530.38	3 Farm 1 .01	5,250.00	Tax Title Liens	120,674.82
CETA And Other Public Employment Programs	15,000.00	4a Commercial 83 7.30	6,970,650.00	Foreclosed Property	696,400.00
MUNICIPAL FUNCTIONS TOTAL	1,074,245.72	4b Industrial 1 .24	230,100.00	Emergencies & Other Deferred Charges	11,497.87
CAPITAL IMPROVEMENTS *MEMO*	10,000.00	4c Apartments		State and Federal Aid Receivable	66,684.47
DEBT SERVICE		Total	95,459,250.00	Other Receivables	63,395.70
Principal Payments	66,650.00	Land Area 20.62 Sq. Miles		Total	3,132,266.12
Interest Payments	45,046.78	Net Valuation Taxable-Municipal	96,298,771	LIABILITIES, RESERVES, AND SURPLUS	
DEFERRED CHARGES	44,681.66	Net Valuation Taxable-County	116,566,057	Cash Liabilities	1,081,289.80
SCHOOL, COUNTY, SPECIAL DISTRICT TAXES	2,547,390.20	State Equalized Valuation	124,667,839	Reserves for Receivables	1,082,666.66
RESERVE FOR UNCOLLECTED TAXES	284,450.00	State Equalization Ratio	77.09	Surplus Dec. 31, 1981	968,309.66
EXPENDITURES TOTAL	4,062,464.36			Total	3,132,266.12

0508

Population 1980 13,949

Population 1981 14,239

S & P Rating BBB+

Moody Rating A

General Tax Rate Per \$100.

2.25

State Equalized Tax Rate

1.21

OCEAN CITY - CAPE MAY COUNTY

Form of Government:

Mayor-Council Plan D (OMCL 50)

Number of Members on Governing Body - ~

PER CAPITA:

Gross Debt 1,200.13

Net Debt 686.09

Debt Service 46.28

Total Tax Levy 1,099.84

Municipal Expenditures 793.01

PER CENT:

Gross Debt 1.62

Net Debt .92

Tax Levy Collected 97.56

Tax Levy Cancelled, Abated

or Adjusted .30

EXPENDITURES		REVENUES-REALIZED		1981 PROPERTY TAX	
GENERAL GOVERNMENT		1981 Property Taxes Collected		STATE EQUALIZED TAX RATE	
Governing Body & Public Boards	134,319.01	15,266,830.83		Local District School Taxes .37	
Municipal Clerk	65,794.12	3,813.21		Regional & Consolidated School Tax	
Financial Administration	115,142.44	346,436.14		School Taxes in Municipal Budget .01	
Assessment of Taxes	64,082.97	223,845.54		County Taxes .35	
Collection of Taxes	81,653.77	1,461,813.00		County Library Taxes	
Planning, Housing & Development	35,211.98	Other Miscellaneous Tax Revenues		Local Municipal Purpose Taxes .47	
Human Resources		State Aid Revenues		Veteran & Senior Citizen Taxes	
Elections		122,351.86		Total Taxes for Rate Computation 1.20	
General Administration (other)	2,024,244.49	Federal Aid Revenues		Special District Taxes	
JUDICIARY		State and Local Fiscal Assistance Act Utilized		Bank Corp. Taxes	
Municipal Courts	120,868.96	269,798.00		Added and Omitted Taxes	
PUBLIC SAFETY		Sale of Acquired Property		Total Taxes Levied - ABSTRACT	
Fire Protection	1,176,217.18	2,433,733.82		Total Taxes Billed	
Police Protection	1,765,686.16	20,128,622.40		1981 TAXES COLLECTED	
Civil Defense & Disaster Control	1,393.67	970,116.00		1981 Taxes Cancelled, Abated or Adjusted	
Environmental Inspection & Control	215,649.83	21,098,738.40		Transfer to Tax Title Liens or Foreclosed	
Other Public Safety		446,322.84		Balance Outstanding Dec. 31, 1981	
PUBLIC WORKS		CAPITAL OUTLAY TOTAL		2,020,619.16	
Streets and Drainage	1,068,801.96	Public Enterprises		PRIOR YEARS TAXES OUTSTANDING	
Sewers and Sewage Processing		Recreation—Culture		Balance January 1, 1981	
Garbage and Trash Disposal		Public Works		Collected in 1981	
Public Buildings and Grounds		Buildings and Grounds		Cancelled, Abated or Adjusted 1981	
Other Public Works	1,005,420.50	Library and Education		Transfers to Tax Title Liens or Foreclosed	
HEALTH and WELFARE		Conservation		Balance December 31, 1981	
Health Services Except Environmental		All Other		TAX TITLE LIENS OUTSTANDING	
Welfare-Public Assistance	7,000.00	CAPITAL DEBT AUTHORIZED, DECEMBER 31, 1981		Balance January 1, 1981	
Hospitals, Clinics, First Aid		ISSUED AND UNISSUED GROSS DEBT NET DEBT		Transfer From Taxes	
Animal, Insect, & Rodent Control	36,384.43	School 7,049,000		Redeemed in 1981	
Other Welfare Services		Self-liquidating 501,000		Cancelled, Abated or Adjusted (1981)	
RECREATION and CONSERVATION		Other 9,538,624		Transfers to Foreclosed Property	
Beaches and Boardwalks	475,755.71	Total 17,088,624		Balance December 31, 1981	
Parks, Playgrounds, Shade Trees	56,762.91	ISSUED AND OUTSTANDING		PROPERTY ACQUIRED BY DEED OR FORECLOSURE	
Land Reclamation & Conservation		School 3,549,000.00		Balance January 1, 1981	
Other Recreational Services	385,263.44	Self-Liquidating 501,000.00		Transfers From Taxes or Liens	
EDUCATION (excluding schools)		Other 8,154,000.00		Sale for Cash (1981)	
Libraries	225,495.00	Total 12,204,000.00		Cancelled, Abated or Adjusted (1981)	
Other Educational Services	44,800.00	EQUALIZED VALUATION BASIS		Balance December 31, 1981	
STATUTORY EXPENDITURES		FOR NET DEBT COMPUTATION		CURRENT FINANCES DECEMBER 31, 1981	
Pensions & F. I. C. A.	964,098.71	REAL PROPERTY VALUATIONS		ASSETS	
Employee Fringe Benefits		Code Class # of Parcels % VAL'N ASSESSED VALUATION		Cash Dec. 31, 1981	
Other Statutory Expenditures	61,019.40	1 Vacant Land 1981 3.53 24,039,755.00		Taxes Receivable	
CETA And Other Public Employment Programs		2 Residential 10750 84.74 576,287,984.00		Tax Title Liens	
MUNICIPAL FUNCTIONS TOTAL	10,151,066.64	3 Farm		Foreclosed Property	
CAPITAL IMPROVEMENTS *MEMU*	128,550.00	4a Commercial 497 8.59 58,436,881.00		Emergencies & Other Deferred Charges	
DEBT SERVICE		4b Industrial 2 .02 158,770.00		State and Federal Aid Receivable	
Principal Payments	270,000.00	4c Apartments 87 3.11 21,172,070.00		Other Receivables	
Interest Payments	368,994.36	Total 13317 680,095,460.00		Total	
TYPE I SCHL DEBT *MEMU	145,600.00	Land Area 5.83 Sq. Miles		LIABILITIES, RESERVES, AND SURPLUS	
DEFERRED CHARGES	35,266.45	Net Valuation Taxable-Municipal		Cash Liabilities	
SCHOOL, COUNTY, SPECIAL DISTRICT TAXES	9,368,200.00	Net Valuation Taxable-County		Reserves for Receivables	
RESERVE FOR UNCOLLECTED TAXES	446,322.84	State Equalized Valuation		Surplus Dec. 31, 1981	
EXPENDITURES TOTAL	20,655,850.29	State Equalization Ratio		Total	

Population 1980 1,385
 Population 1981 1,395
 S & P Rating 3.44
 Moody Rating

General Tax Rate Per \$100.
 3.44
 State Equalized Tax Rate
 2.31

OCEAN GATE BOROUGH – OCEAN COUNTY
Form of Government:
Borough Council
Number of Members on Governing Body – 6

PER CAPITA:
 Gross Debt 1,745.83
 Net Debt 63.44
 Debt Service 14.34
 Total Tax Levy 544.32
 Municipal Expenditures 350.85

PER CENT:
 Gross Debt 8.10
 Net Debt .29
 Tax Levy Collected 91.98
 Tax Levy Cancelled, Abated or Adjusted

EXPENDITURES		REVENUES-REALIZED		1981 PROPERTY TAX	
GENERAL GOVERNMENT				STATE EQUALIZED TAX RATE → .69	
Governing Body & Public Boards		1981 Property Taxes Collected	698,447.21	Local District School Taxes	226,702.00
Municipal Clerk		1981 Payments in Lieu of Taxes		Regional & Consolidated School Tax	190,436.67
Financial Administration	6,300.00	Delinquent Tax & Lien Collections	48,153.91	School Taxes in Municipal Budget	
Assessment of Taxes	4,925.00	Business Personalty Replacement Taxes	2,976.28	County Taxes	* 144,673.05
Collection of Taxes	13,907.86	Taxes from Public Utilities	82,442.00	County Library Taxes	8,061.57
Planning, Hausing & Development	2,600.00	Other Miscellaneous Tax Revenues		Local Municipal Purpose Taxes	187,400.00
Human Resources		State Aid Revenues	9,671.50	Veteran & Senior Citizen Taxes	31,700.00
Elections		Federal Aid Revenues	12,108.71	Total Taxes for Rate Computation	788,973.27
General Administration (other)	58,452.43	State and Local Fiscal Assistance Act Utilized	42,753.00	Special District Taxes	
JUDICIARY		Sale of Acquired Property	15,750.00	Bank Corp. Taxes	
Municipal Courts	8,214.51	Other Miscellaneous Revenues	55,586.90	Added and Omitted Taxes	2,051.05
PUBLIC SAFETY		Total	967,889.51	Total Taxes Levied - ABSTRACT	759,324.32
Fire Protection	7,200.00	Prior Years Surplus Appropriated	57,628.00	Total Taxes Billed	759,324.32
Police Protection	81,211.79	REVENUES TOTAL	1,025,517.51	1981 TAXES COLLECTED	698,447.21
Civil Defense & Disaster Control		Reserve For Uncollected Taxes	54,262.69	1981 Taxes Cancelled, Abated or Adjusted	
Environmental Inspection & Contral	2,600.00	CAPITAL OUTLAY TOTAL	572,756.80	Transfer to Tax Title Liens or Foreclosed	3,198.42
Other Public Safety		Public Enterprises	572,756.80	Balance Outstanding Dec. 31, 1981	57,678.69
PUBLIC WORKS		Recreation—Culture		PRIOR YEARS TAXES OUTSTANDING	
Streets and Drainage	21,665.00	Public Works		Balance January 1, 1981	46,171.66
Sewers and Sewage Processing		Buildings and Grounds		Collected in 1981	45,261.02
Garbage and Trash Disposal	38,487.27	Library and Education		Cancelled, Abated or Adjusted 1981	
Public Buildings and Grounds	21,360.36	Conservation		Transfers to Tax Title Liens or Foreclosed	890.60
Other Public Works	14,285.00	All Other		Balance December 31, 1981	20.04
HEALTH and WELFARE		CAPITAL DEBT AUTHORIZED, DECEMBER 31, 1981		TAX TITLE LIENS OUTSTANDING	
Health Services Except Environmental	801.74	ISSUED AND UNISSUED		Balance January 1, 1981	7,983.44
Welfare-Public Assistance	3,450.00	School	183,467	Transfer From Taxes	4,226.56
Hospitals, Clinics, First Aid	500.00	Self-liquidating	2,241,964	Redeemed in 1981	2,892.85
Animal, Insect, & Rodent Control	110.94	Other	10,000	Cancelled, Abated or Adjusted (1981)	
Other Welfare Services		Total	2,435,431	Transfers to Foreclosed Property	
RECREATION and CONSERVATION		ISSUED AND OUTSTANDING		Balance December 31, 1981	9,317.51
Beaches and Boardwalks	20,013.38	School	183,467.59	PROPERTY ACQUIRED BY DEED OR FORECLOSURE	
Parks, Playgrounds, Shade Trees		Self-Liquidating	1,590,400.00	Balance January 1, 1981	34,050.00
Land Reclamation & Conservation		Other		Transfers From Taxes or Liens	
Other Recreational Services	5,298.42	Total	1,773,867.59	Sale for Cash (1981)	12,600.00
EDUCATION (excluding schools)		EQUALIZED VALUATION BASIS		Cancelled, Abated or Adjusted (1981)	9,000.00
Libraries		FOR NET DEBT COMPUTATION	30,057,713	Balance December 31, 1981	12,450.00
Other Educational Services		REAL PROPERTY VALUATIONS		CURRENT FINANCES DECEMBER 31, 1981	
STATUTORY EXPENDITURES		Code Class # of Parcels % VAL'N ASSESSED VALUATION		ASSETS	
Pensions & F. I. C. A.	18,000.00	1 Vacant Land 346 4.23	526,740.00	Cash Dec. 31, 1981	282,778.31
Employee Fringe Benefits	5,250.00	2 Residential 954 92.53	20,257,189.00	Taxes Receivable	57,698.75
Other Statutory Expenditures	3,000.00	3 Farm		Tax Title Liens	9,317.51
CETA And Other Public Employment Programs	5,435.58	4a Commercial 19 3.24	709,200.00	Foreclosed Property	12,450.00
MUNICIPAL FUNCTIONS TOTAL	383,069.28	4b Industrial		Emergencies & Other Deferred Charges	
CAPITAL IMPROVEMENTS *MENU*	1,000.00	4c Apartments		State and Federal Aid Receivable	
DEBT SERVICE		Total	21,893,129.00	Other Receivables	8,100.00
Principal Payments	20,000.00	Land Area .50 Sq. Miles		Total	370,344.55
Interest Payments		Net Valuation Taxable-Municipal	22,005,340	LIABILITIES, RESERVES, AND SURPLUS	
DEFERRED CHARGES		Net Valuation Taxable-County	30,431,286	Cash Liabilities	206,016.80
SCHOOL, COUNTY, SPECIAL DISTRICT TAXES	569,873.27	State Equalized Valuation	32,704,571	Reserves for Receivables	87,566.24
RESERVE FOR UNCOLLECTED TAXES	54,262.69	State Equalization Ratio	67.18	Surplus Dec. 31, 1981	76,761.51
EXPENDITURES TOTAL	1,059,309.24			Total	370,344.55

Population 1980 5,888
 Population 1981 6,165
 S & P Rating
 Moody Rating A

General Tax Rate Per \$100. 4.21
 State Equalized Tax Rate 2.09

OCEANPORT BOROUGH - MONMOUTH CO.
Form of Government:
Borough Council
Number of Members on Governing Body - 6

PER CAPITA:
 Gross Debt 305.64
 Net Debt 173.74
 Debt Service 36.37
 Total Tax Levy 606.42
 Municipal Expenditures 262.26

PER CENT:
 Gross Debt 1.25
 Net Debt .71
 Tax Levy Collected 97.21
 Tax Levy Cancelled, Abated or Adjusted .07

EXPENDITURES		REVENUES-REALIZED		1981 PROPERTY TAX	
GENERAL GOVERNMENT				STATE EQUALIZED TAX RATE	
Governing Body & Public Boords	500.00	1981 Property Taxes Collected		Local District School Taxes .71	
Municipal Clerk		1981 Payments in Lieu of Taxes		Regional & Consolidated School Tax .54	
Financial Administration	35,732.46	Delinquent Tax & Lien Collections		School Taxes in Municipal Budget	
Assessment of Taxes	18,480.00	Business Personalty Replacement Taxes		County Taxes .47	
Collection of Taxes	10,800.00	Taxes from Public Utilities		County Library Taxes .02	
Planning, Housing & Development	11,920.00	Other Miscellaneous Tax Revenues		Local Municipal Purpose Taxes .36	
Human Resources		State Aid Revenues		Veteran & Senior Citizen Taxes	
Elections		Federal Aid Revenues		Total Taxes for Rate Computation 2.10	
General Administration (other)	183,370.00	State and Local Fiscal Assistance Act Utilized		Special District Taxes	
JUDICIARY		Sole of Acquired Property		Bank Corp. Taxes	
Municipal Courts	9,650.00	Other Miscellaneous Revenues		Added and Omitted Taxes	
PUBLIC SAFETY		Total		Total Taxes Levied - ABSTRACT	
Fire Protection	34,068.00	Prior Years Surplus Appropriated		Total Taxes Billed	
Police Protection	411,075.96	REVENUES TOTAL		1981 TAXES COLLECTED	
Civil Defense & Disaster Control	300.00	Reserve For Uncollected Taxes		1981 Taxes Cancelled, Abated or Adjusted	
Environmental Inspection & Control	16,200.00	CAPITAL OUTLAY TOTAL		Transfer to Tax Title Liens or Foreclosed	
Other Public Safety				Balance Outstanding Dec. 31, 1981	
PUBLIC WORKS				PRIOR YEARS TAXES OUTSTANDING	
Streets and Drainage	164,169.00	Public Enterprises		Balance January 1, 1981	
Sewers and Sewage Processing		Recreation—Culture		Collected in 1981	
Garbage and Trash Disposal	71,500.00	Public Works		Cancelled, Abated or Adjusted 1981	
Public Buildings and Grounds	77,114.04	Buildings and Grounds		Transfers to Tax Title Liens or Foreclosed	
Other Public Works		Library and Education		Balance December 31, 1981	
HEALTH and WELFARE		Conservation		TAX TITLE LIENS OUTSTANDING	
Health Services Except Environmental	17,879.00	All Other		Balance January 1, 1981	
Welfare-Public Assistance	2,600.00	CAPITAL DEBT AUTHORIZED, DECEMBER 31, 1981		Transfer From Taxes	
Hospitals, Clinics, First Aid		ISSUED AND UNISSUED GROSS DEBT NET DEBT		Redeemed in 1981	
Animal, Insect, & Rodent Control		School 813,142		Cancelled, Abated or Adjusted (1981)	
Other Welfare Services		Self-liquidating 1,071,100		Transfers to Foreclosed Property	
RECREATION and CONSERVATION		Other 1,884,242		Balance December 31, 1981	
Beaches and Boardwalks		ISSUED AND OUTSTANDING		PROPERTY ACQUIRED BY DEED OR	
Parks, Playgrounds, Shade Trees	23,850.00	School 813,142.68		FORECLOSURE	
Land Reclamation & Conservation		Self-Liquidating 943,750.00		Balance January 1, 1981	
Other Recreational Services	2,050.00	Other 1,756,852.68		Transfers From Taxes or Liens	
EDUCATION (excluding schools)		EQUALIZED VALUATION BASIS		Sale for Cash (1981)	
Libraries	4,225.00	FOR NET DEBT COMPUTATION		Cancelled, Abated or Adjusted (1981)	
Other Educational Services		REAL PROPERTY VALUATIONS		Balance December 31, 1981	
STATUTORY EXPENDITURES		Code Class # of Parcels % VAL'N ASSESSED VALUATION		CURRENT FINANCES DECEMBER 31, 1981	
Pensions & F. I. C. A.	73,490.00	1 Vacant Land 301 2.83		ASSETS	
Employee Fringe Benefits		2 Residential 1510 65.14		Cash Dec. 31, 1981	
Other Statutory Expenditures	5,000.00	3 Farm 1 .06		Taxes Receivable	
CETA And Other Public Employment Programs	26,969.57	4a Commercial 67 31.93		Tax Title Liens	
MUNICIPAL FUNCTIONS		4b Industrial		Foreclosed Property	
TOTAL	1,200,943.03	4c Apartments 1 .05		Emergencies & Other Deferred Charges	
CAPITAL IMPROVEMENTS		Total 1880		State and Federal Aid Receivable	
MEMO	6,500.00	Land Area 3.10 Sq. Miles		Other Receivables	
DEBT SERVICE		Net Valuation Taxable-Municipal		Total	
Principal Payments	156,000.00	Net Valuation Taxable-County		LIABILITIES, RESERVES, AND SURPLUS	
Interest Payments	68,221.29	State Equalized Valuation		Cash Liabilities	
DEFERRED CHARGES		State Equalization Ratio		Reserves for Receivables	
SCHOOL, COUNTY, SPECIAL DISTRICT TAXES	7,555.55			Surplus Dec. 31, 1981	
RESERVE FOR UNCOLLECTED TAXES	3,051,731.84			Total	
EXPENDITURES					
TOTAL	4,668,560.98				

1916

Population 1980 **2,737**
 Population 1981 **2,762**
 S & P Rating
 Moody Rating **BAA-1**

General Tax Rate Per \$100.

4.03

State Equalized Tax Rate

2.83

OGDENSBURG BORO. - SUSSEX CO.**Form of Government:****Borough Council****Number of Members on Governing Body - 6**

PER CAPITA:

Gross Debt **1,109.18**Net Debt **33.87**

Debt Service

Total Tax Levy **595.89**Municipal Expenditures **236.46**

PER CENT:

Gross Debt **5.79**Net Debt **.18**Tax Levy Collected **96.13**

Tax Levy Cancelled, Abated

or Adjusted **.22**

EXPENDITURES		REVENUES-REALIZED		1981 PROPERTY TAX	
GENERAL GOVERNMENT				STATE EQUALIZED TAX RATE \rightarrow	
Governing Body & Public Boords		1981 Property Taxes Collected	1,583,555.20	Local District School Taxes 1.63	947,681.50
Municipal Clerk		1981 Payments in Lieu of Taxes		Regional & Consolidated School Tax .12	69,242.13
Financial Administration	13,395.00	Delinquent Tax & Lien Collections	46,347.60	School Taxes in Municipal Budget	
Assessment of Taxes	8,125.00	Business Personalty Replacement Taxes	68,353.96	County Taxes .59	342,525.41
Collection of Taxes	14,280.00	Taxes from Public Utilities	51,192.00	County Library Taxes .03	18,339.19
Planning, Housing & Development	1,840.00	Other Miscellaneous Tax Revenues	52,000.00	Local Municipal Purpose Taxes .45	258,128.32
Human Resources		State Aid Revenues	22,051.15	Veteron & Senior Citizen Taxes	23,800.00
Elections		Federal Aid Revenues		Total Taxes for Rate Computation 2.82	1,659,716.55
General Administration (other)	75,467.45	State and Local Fiscal Assistance Act Utilized	35,075.00	Special District Taxes	
JUDICIARY		Sole of Acquired Property		Bank Corp. Taxes	933.13
Municipal Courts	5,550.00	Other Miscellaneous Revenues	50,459.07	Added and Omitted Taxes	9,006.40
PUBLIC SAFETY		Total	1,909,114.18	Total Taxes Levied - ABSTRACT	1,645,856.08
Fire Protection	11,550.00	Prior Years Surplus Appropriated	116,500.00	Total Taxes Billed	1,647,325.88
Police Protection	132,725.00	REVENUES TOTAL	2,025,614.18	1981 TAXES COLLECTED	1,583,595.20
Civil Defense & Disaster Control	490.00	Reserve For Uncollected Taxes	84,000.97	1981 Taxes Cancelled, Abated or Adjusted	3,562.63
Environmental Inspection & Control	6,320.00	CAPITAL OUTLAY TOTAL	124,463.04	Transfer to Tax Title Liens or Foreclosed	2,135.50
Other Public Safety		Public Enterprises	88,261.28	Balance Outstanding Dec. 31, 1981	58,032.15
PUBLIC WORKS		Recreation—Culture		PRIOR YEARS TAXES OUTSTANDING	
Streets and Drainage	158,987.42	Public Works	36,201.76	Balance January 1, 1981	48,307.36
Sewers and Sewage Processing		Buildings and Grounds		Collected in 1981	46,143.73
Gorbage and Trash Disposol	33,000.00	Librory and Education		Cancelled, Abated or Adjusted 1981	
Public Buildings and Grounds	25,700.00	Conservation		Transfers to Tax Title Liens or Foreclosed	
Other Public Works	11,000.00	All Other		Balance December 31, 1981	2,163.63
HEALTH and WELFARE		CAPITAL DEBT AUTHORIZED, DECEMBER 31, 1981		TAX TITLE LIENS OUTSTANDING	
Health Services Except Environmental	8,735.00	ISSUED AND UNISSUED GROSS DEBT		Balance January 1, 1981	6,415.29
Welfare-Public Assistance	1,500.00	School 2,391,319		Transfer From Taxes	2,135.50
Hospitals, Clinics, First Aid		Self-liquidating 578,700		Redeemed in 1981	204.07
Animal, Insect, & Rodent Control	3,195.00	Other 93,540	93,540	Cancelled, Abated or Adjusted (1981)	
Other Welfare Services		Total 3,063,559	93,540	Transfers to Foreclosed Property	
RECREATION and CONSERVATION		ISSUED AND OUTSTANDING		Balance December 31, 1981	8,347.12
Beaches and Boordwalks		School 2,391,319.30		PROPERTY ACQUIRED BY DEED OR	
Parks, Playgrounds, Shade Trees	12,700.00	Self-liquidating 565,000.00		FORECLOSURE	
Land Reclamation & Conservation		Other 66,500.00		Balance January 1, 1981	38,500.00
Other Recreational Services	3,625.00	Total 3,022,819.30		Transfers From Taxes or Liens	
EDUCATION (excluding schools)		EQUALIZED VALUATION BASIS		Sole for Cash (1981)	
Libraries		FOR NET DEBT COMPUTATION	52,893,746	Cancelled, Abated or Adjusted (1981)	
Other Educational Services		REAL PROPERTY VALUATIONS		Balance December 31, 1981	38,500.00
STATUTORY EXPENDITURES		Code Class # of Parcels % VAL'N		CURRENT FINANCES DECEMBER 31, 1981	
Pensions & F. I. C. A.	25,319.45	1 Vocant Land 103 2.56	1,036,300.00	ASSETS	
Employee Fringe Benefits	10,095.00	2 Residential 757 68.28	27,675,525.00	Cash Dec. 31, 1981	208,162.89
Other Statutory Expenditures	2,500.00	3 Form 2 .03	12,150.00	Taxes Receivable	60,195.78
CETA And Other Public Employment Programs		4a Commercial 37 6.13	2,482,775.00	Tax Title Liens	8,347.12
MUNICIPAL FUNCTIONS TOTAL	568,099.32	4b Industrial 3 22.39	9,073,550.00	Foreclosed Property	38,500.00
CAPITAL IMPROVEMENTS *MEMO*	11,000.00	4c Apartments 6 .62	251,050.00	Emergencies & Other Deferred Charges	3,000.00
DEBT SERVICE		Total 908	40,531,350.00	State and Federal Aid Receivable	52,000.00
Principal Payments		Land Area 2.20 Sq. Miles		Other Receivables	61,502.60
Interest Payments		Net Valuation Taxable-Municipal	40,653,050	Total	431,708.39
DEFERRED CHARGES	1,000.00	Net Valuation Taxable-County	57,016,671	LIABILITIES, RESERVES, AND SURPLUS	
SCHOOL, COUNTY, SPECIAL DISTRICT TAXES	1,377,788.23	State Equalized Valuation	57,916,534	Cash Liabilities	111,931.50
RESERVE FOR UNCOLLECTED TAXES	84,000.97	State Equalization Ratio	70.13	Reserves for Receivables	168,545.50
EXPENDITURES TOTAL	2,030,888.52			Surplus Dec. 31, 1981	151,231.39
				Total	431,708.39

1981, 3000



1209

Population 1980 51,515
 Population 1981 52,333
 S & P Rating AAA
 Moody Rating A

General Tax Rate Per \$100. 3.78
 State Equalized Tax Rate 3.10

OLD BRIDGE TOWNSHIP - MIDDLESEX CO.
Form of Government:
Council-Manager Plan E (OMCL 50)
Number of Members on Governing Body - 7

PER CAPITA:
 Gross Debt 460.51
 Net Debt 207.86
 Debt Service 28.00
 Total Tax Levy 520.88
 Municipal Expenditures 210.37

PER CENT:
 Gross Debt 3.17
 Net Debt 1.43
 Tax Levy Collected 96.57
 Tax Levy Cancelled, Abated or Adjusted 4.7

EXPENDITURES		REVENUES-REALIZED		1981 PROPERTY TAX	
GENERAL GOVERNMENT				STATE EQUALIZED TAX RATE	
Governing Body & Public Boards				Local District School Taxes	1.93
Municipal Clerk				Regional & Consolidated School Tax	16,101,661.12
Financial Administration	259,877.00			School Taxes in Municipal Budget	
Assessment of Taxes	168,348.00			County Taxes	.58
Collection of Taxes	90,353.00			County Library Taxes	4,795,044.42
Planning, Housing & Development	92,197.00			Local Municipal Purpose Taxes	.59
Human Resources	274,980.78			Veteran & Senior Citizen Taxes	4,923,903.00
Elections	17,650.00			Total Taxes for Rate Computation	3.10
General Administration (other)	1,147,518.63			Special District Taxes	26,172,858.54
JUDICIARY				Bank Corp. Taxes	1,159,265.00
Municipal Courts	114,928.00			Added and Omitted Taxes	27,674.19
PUBLIC SAFETY				Total Taxes Levied - ABSTRACT	251,619.31
Fire Protection	34,800.00			Total Taxes Billed	27,259,167.04
Police Protection	3,218,217.00			1981 TAXES COLLECTED	27,347,680.17
Civil Defense & Disaster Control	3,300.00			1981 Taxes Cancelled, Abated or Adjusted	26,410,811.99
Environmental Inspection & Control	171,710.00			Transfer to Tax Title Liens or Foreclosed	128,371.84
Other Public Safety				Balance Outstanding Dec. 31, 1981	69,159.52
PUBLIC WORKS					739,296.82
Streets and Drainage	652,500.00			PRIOR YEARS TAXES OUTSTANDING	
Sewers and Sewage Processing				Balance January 1, 1981	723,205.59
Garbage and Trash Disposal				Collected in 1981	672,058.96
Public Buildings and Grounds	66,396.00			Cancelled, Abated or Adjusted 1981	11,616.14
Other Public Works	15,469.00			Transfers to Tax Title Liens or Foreclosed	25,038.84
HEALTH and WELFARE				Balance December 31, 1981	14,491.65
Health Services Except Environmental	191,670.00			TAX TITLE LIENS OUTSTANDING	
Welfare-Public Assistance	38,602.00			Balance January 1, 1981	168,446.68
Hospitals, Clinics, First Aid				Transfer From Taxes	98,533.11
Animal, Insect, & Rodent Control				Redeemed in 1981	33,347.00
Other Welfare Services				Cancelled, Abated or Adjusted (1981)	3,536.05
RECREATION and CONSERVATION				Transfers to Foreclosed Property	
Beaches and Boardwalks				Balance December 31, 1981	230,096.74
Parks, Playgrounds, Shade Trees	422,791.00			PROPERTY ACQUIRED BY DEED OR FORECLOSURE	
Land Reclamation & Conservation	1,100.00			Balance January 1, 1981	844,185.00
Other Recreational Services				Transfers From Taxes or Liens	
EDUCATION (excluding schools)				Sale for Cash (1981)	
Libraries	335,810.00			Cancelled, Abated or Adjusted (1981)	55,595.00
Other Educational Services				Balance December 31, 1981	788,590.00
STATUTORY EXPENDITURES				CURRENT FINANCES DECEMBER 31, 1981	
Pensions & F. I. C. A.	615,652.00			ASSETS	
Employee Fringe Benefits	517,590.00			Cash Dec. 31, 1981	1,547,530.15
Other Statutory Expenditures	60,575.00			Taxes Receivable	753,788.47
CETA And Other Public Employment Programs	25,310.00			Tax Title Liens	230,096.74
MUNICIPAL FUNCTIONS				Foreclosed Property	788,590.00
CAPITAL IMPROVEMENTS	33,000.00			Emergencies & Other Deferred Charges	121,990.88
DEBT SERVICE				State and Federal Aid Receivable	4,462.03
Principal Payments	825,000.00			Other Receivables	219,833.26
Interest Payments	640,428.53			Total	3,666,291.53
DEFERRED CHARGES				LIABILITIES, RESERVES, AND SURPLUS	
SCHOOL, COUNTY, SPECIAL DISTRICT TAXES	61,509.80			Cash Liabilities	1,076,643.75
RESERVE FOR UNCOLLECTED TAXES	22,055,970.54			Reserves for Receivables	1,798,775.91
EXPENDITURES	33,065,430.30			Surplus Dec. 31, 1981	750,871.87
				Total	3,666,291.53

Population 1980 4,168
 Population 1981 4,209
 S & P Rating
 Moody Rating A-1

General Tax Rate Per \$100. 3.33
 State Equalized Tax Rate 2.21

OLD TAPPAN BOROUGH - BERGEN COUNTY

Form of Government:

Borough Council

Number of Members on Governing Body - 6

PER CAPITA:

Gross Debt 256.96
 Net Debt 157.19
 Debt Service 20.91
 Total Tax Levy 905.13
 Municipal Expenditures 379.37

PER CENT:

Gross Debt .73
 Net Debt .45
 Tax Levy Collected 96.91
 Tax Levy Cancelled, Abated or Adjusted .09

EXPENDITURES		REVENUES-REALIZED		1981 PROPERTY TAX	
GENERAL GOVERNMENT				STATE EQUALIZED TAX RATE	
Governing Body & Public Boards		1981 Property Taxes Collected	3,693,459.32	Local District School Taxes .94	1,596,287.00
Municipal Clerk	18,350.00	1981 Payments in Lieu of Taxes		Regional & Consolidated School Tax .72	1,214,197.23
Financial Administration	9,115.00	Delinquent Tax & Lien Collections	146,489.55	School Taxes in Municipal Budget	
Assessment of Taxes	8,550.00	Business Personalty Replacement Taxes	38,651.32	County Taxes .32	543,754.30
Collection of Taxes	8,975.00	Taxes from Public Utilities	793,769.00	County Library Taxes	
Planning, Housing & Development		Other Miscellaneous Tax Revenues		Local Municipal Purpose Taxes .23	396,890.29
Human Resources		State Aid Revenues	27,635.81	Veteran & Senior Citizen Taxes	26,300.00
Elections		Federal Aid Revenues		Total Taxes for Rate Computation 2.21	3,777,428.82
General Administration (other)	181,990.00	State and Local Fiscal Assistance Act Utilized	28,566.45	Special District Taxes	
JUDICIARY		Sale of Acquired Property		Bank Corp. Taxes	1,527.32
Municipal Courts	10,725.00	Other Miscellaneous Revenues	262,555.12	Added and Omitted Taxes	57,032.09
PUBLIC SAFETY		Total	4,991,650.57	Total Taxes Levied - ABSTRACT	3,809,688.23
Fire Protection	74,887.00	Prior Years Surplus Appropriated	40,000.00	Total Taxes Billed	3,811,159.70
Police Protection	395,660.00	REVENUES	5,031,650.57	1981 TAXES COLLECTED	3,653,499.32
Civil Defense & Disaster Control	1,500.00	Reserve For Uncollected Taxes	194,216.21	1981 Taxes Cancelled, Abated or Adjusted	3,277.90
Environmental Inspection & Control	9,900.00	CAPITAL OUTLAY	46,613.15	Transfer to Tax Title Liens or Foreclosed	
Other Public Safety		TOTAL	46,613.15	Balance Outstanding Dec. 31, 1981	114,382.40
PUBLIC WORKS				PRIOR YEARS TAXES OUTSTANDING	
Streets and Drainage	168,650.00	Public Enterprises		Balance January 1, 1981	326,476.66
Sewers and Sewage Processing		Recreation—Culture		Collected in 1981	146,296.58
Garbage and Trash Disposal	29,970.00	Public Works	43,748.15	Cancelled, Abated or Adjusted 1981	
Public Buildings and Grounds		Buildings and Grounds	2,865.00	Transfers to Tax Title Liens or Foreclosed	
Other Public Works		Library and Education		Balance December 31, 1981	180,180.08
HEALTH and WELFARE		Conservation		TAX TITLE LIENS OUTSTANDING	
Health Services Except Environmental	22,670.00	All Other		Balance January 1, 1981	7,974.22
Welfare-Public Assistance	345.00	CAPITAL DEBT AUTHORIZED, DECEMBER 31, 1981		Transfer From Taxes	
Hospitals, Clinics, First Aid	400.00	ISSUED AND UNISSUED	GROSS DEBT	Redeemed in 1981	192.57
Animal, Insect, & Rodent Control		School	419,923	Cancelled, Abated or Adjusted (1981)	
Other Welfare Services		Self-liquidating	661,600	Transfers to Foreclosed Property	
RECREATION and CONSERVATION		Other	661,600	Balance December 31, 1981	7,781.25
Beaches and Boardwalks	26,520.00	Total	1,081,523	PROPERTY ACQUIRED BY DEED OR FORECLOSURE	
Parks, Playgrounds, Shade Trees		ISSUED AND OUTSTANDING		Balance January 1, 1981	397,900.00
Land Reclamation & Conservation	131,955.00	School	419,923.82	Transfers From Taxes or Liens	
Other Recreational Services		Self-Liquidating	642,600.00	Sale for Cash (1981)	
EDUCATION (excluding schools)		Other	1,062,523.82	Cancelled, Abated or Adjusted (1981)	
Libraries	37,600.00	Total	1,062,523.82	Balance December 31, 1981	357,900.00
Other Educational Services		EQUALIZED VALUATION BASIS		CURRENT FINANCES DECEMBER 31, 1981	
STATUTORY EXPENDITURES		FOR NET DEBT COMPUTATION	148,486,920	ASSETS	
Pensions & F. I. C. A.	92,200.00	REAL PROPERTY VALUATIONS		Cash Dec. 31, 1981	659,199.29
Employee Fringe Benefits	18,300.00	Code Class # of Parcels % VAL'N	ASSESSED VALUATION	Taxes Receivable	294,562.48
Other Statutory Expenditures	6,000.00	1 Vacant Land 162 3.62	4,066,000.00	Tax Title Liens	7,781.25
CETA And Other Public Employment Programs		2 Residential 1141 79.90	89,787,500.00	Foreclosed Property	397,900.00
MUNICIPAL FUNCTIONS	1,258,262.00	3 Farm 29 .87	578,300.00	Emergencies & Other Deferred Charges	17,585.19
CAPITAL IMPROVEMENTS	2,000.00	4a Commercial 35 15.61	17,543,200.00	State and Federal Aid Receivable	1,702.99
DEBT SERVICE		4b Industrial		Other Receivables	14,573.28
Principal Payments	43,000.00	4c Apartments		Total	1,393,304.48
Interest Payments	45,027.50	Total	1367	LIABILITIES, RESERVES, AND SURPLUS	
DEFERRED CHARGES	56,267.32	Land Area 3.10 Sq. Miles		Cash Liabilities	380,875.36
SCHOOL, COUNTY, SPECIAL DISTRICT TAXES	3,354,238.53	Net Valuation Taxable-Municipal	112,753,081	Reserves for Receivables	714,817.01
RESERVE FOR UNCOLLECTED TAXES	194,216.21	Net Valuation Taxable-County	151,867,560	Surplus Dec. 31, 1981	297,612.11
EXPENDITURES	4,951,011.56	State Equalized Valuation	169,515,649	Total	1,393,304.48
		State Equalization Ratio	66.44		

1706

Population 1980 1,847
 Population 1981 1,850
 S & P Rating
 Moody Rating

General Tax Rate Per \$100. 3.55
 State Equalized Tax Rate 2.08

OLDMANS TOWNSHIP - SALEM COUNTY

Form of Government:

Township Committee

Number of Members on Governing Body - 3

PER CAPITA:

Gross Debt 743.52
 Net Debt 56.96
 Debt Service
 Total Tax Levy 521.70
 Municipal Expenditures 182.74

PER CENT:

Gross Debt 3.40
 Net Debt .26
 Tax Levy Collected 90.44
 Tax Levy Cancelled, Abated or Adjusted

EXPENDITURES		REVENUES-REALIZED		1981 PROPERTY TAX	
GENERAL GOVERNMENT				STATE EQUALIZED TAX RATE 1.41	
Governing Body & Public Boards	3,800.00	1981 Property Taxes Collected 874,427.11		Local District School Taxes 655,984.53	
Municipal Clerk	2,650.00	1981 Payments in Lieu of Taxes		Regional & Consolidated School Tax	
Financial Administration	13,932.00	Delinquent Tax & Lien Collections 82,700.59		School Taxes in Municipal Budget	
Assessment of Taxes	3,943.76	Business Personalty Replacement Taxes 42,073.60		County Taxes .66 306,751.33	
Collection of Taxes	6,200.00	Taxes from Public Utilities 131,368.00		County Library Taxes	
Planning, Housing & Development	4,681.60	Other Miscellaneous Tax Revenues		Local Municipal Purpose Taxes	
Human Resources		State Aid Revenues 14,460.34		Veteran & Senior Citizen Taxes 14,500.00	
Elections		Federal Aid Revenues		Total Taxes for Rate Computation 2.07 977,235.86	
General Administration (other)	31,535.82	State and Local Fiscal Assistance Act Utilized 13,472.03		Special District Taxes	
JUDICIARY		Sale of Acquired Property 650.00		Bank Corp. Taxes 84.82	
Municipal Courts	8,550.00	Other Miscellaneous Revenues 73,141.99		Added and Omitted Taxes 2,328.80	
PUBLIC SAFETY		Total 1,232,293.66		Total Taxes levied - ABSTRACT 965,149.48	
Fire Protection	32,791.82	Prior Years Surplus Appropriated 106,821.45		Total Taxes Billed 966,859.22	
Police Protection	13,974.29	REVENUES TOTAL 1,339,115.11		1981 TAXES COLLECTED 874,427.11	
Civil Defense & Disaster Control	142.46	Reserve For Uncollected Taxes 102,530.00		1981 Taxes Cancelled, Abated or Adjusted	
Environmental Inspection & Control	6,876.03	CAPITAL OUTLAY TOTAL 54,610.69		Transfer to Tax Title Liens or Foreclosed	
Other Public Safety		Public Enterprises		Balance Outstanding Dec. 31, 1981 92,131.09	
PUBLIC WORKS		Recreation—Culture 1,099.81		PRIOR YEARS TAXES OUTSTANDING	
Streets and Drainage	42,313.87	Public Works 48,510.88		Balance January 1, 1981 79,801.18	
Sewers and Sewage Processing	25,781.03	Buildings and Grounds 5,000.00		Collected in 1981 79,801.18	
Garbage and Trash Disposal	10,939.79	Library and Education		Cancelled, Abated or Adjusted 1981	
Public Buildings and Grounds		Conservation		Transfers to Tax Title Liens or Foreclosed	
Other Public Works		All Other		Balance December 31, 1981	
HEALTH and WELFARE		CAPITAL DEBT AUTHORIZED, DECEMBER 31, 1981		TAX TITLE LIENS OUTSTANDING	
Health Services Except Environmental	483.00	ISSUED AND UNISSUED GROSS DEBT NET DEBT		Balance January 1, 1981 3,888.01	
Welfare-Public Assistance	1,725.00	School 1,308,000 37,864		Transfer From Taxes 301.02	
Hospitals, Clinics, First Aid	1,500.00	Self-liquidating 27,520 27,520		Redeemed in 1981 2,899.41	
Animal, Insect, & Rodent Control	1,300.18	Other 40,000 40,000		Cancelled, Abated or Adjusted (1981)	
Other Welfare Services		Total 1,375,520 105,385		Transfers to Foreclosed Property	
RECREATION and CONSERVATION		ISSUED AND OUTSTANDING		Balance December 31, 1981 1,289.62	
Beaches and Boardwalks	500.00	School 218,000.00		PROPERTY ACQUIRED BY DEED OR FORECLOSURE	
Parks, Playgrounds, Shade Trees		Self-Liquidating 27,520.28		Balance January 1, 1981 410.38	
Land Reclamation & Conservation	3,000.00	Other 40,000.00		Transfers From Taxes or Liens 1,289.62	
Other Recreational Services		Total 285,520.28		Sale for Cash (1981) 650.00	
EDUCATION (excluding schools)		EQUALIZED VALUATION BASIS		Cancelled, Abated or Adjusted (1981) 950.00	
Libraries		FOR NET DEBT COMPUTATION 40,504,508		Balance December 31, 1981 100.00	
Other Educational Services		REAL PROPERTY VALUATIONS		CURRENT FINANCES DECEMBER 31, 1981	
STATUTORY EXPENDITURES		Code Class # of Parcels % VAL'N ASSESSED VALUATION		ASSETS	
Pensions & F. I. C. A.	8,018.67	1 Vacant Land 247 5.53 1,480,000.00		Cash Dec. 31, 1981 332,836.43	
Employee Fringe Benefits		2 Residential 497 40.20 10,753,500.00		Taxes Receivable 92,131.09	
Other Statutory Expenditures	450.00	3 Farm 362 14.65 3,517,400.00		Tax Title Liens	
CETA And Other Public Employment Programs		4a Commercial 44 24.65 6,542,900.00		Foreclosed Property 100.00	
MUNICIPAL FUNCTIONS TOTAL 225,069.32		4b Industrial 9 14.97 4,005,100.00		Emergencies & Other Deferred Charges 367.29	
CAPITAL IMPROVEMENTS *MEMO* 25,000.00		4c Apartments		State and Federal Aid Receivable	
DEBT SERVICE		Total 1159 26,748,900.00		Other Receivables 2,427.56	
Principal Payments		Land Area 19.40 Sq. Miles		Total 427,862.37	
Interest Payments		Net Valuation Taxable-Municipal 27,165,871		LIABILITIES, RESERVES, AND SURPLUS	
DEFERRED CHARGES 10,457.24		Net Valuation Taxable-County 37,695,174		Cash Liabilities 38,798.53	
SCHOOL, COUNTY, SPECIAL DISTRICT TAXES 962,735.86		State Equalized Valuation 46,052,436		Reserves for Receivables 94,658.65	
RESERVE FOR UNCOLLECTED TAXES 102,530.00		State Equalization Ratio 58.57		Surplus Dec. 31, 1981 294,405.19	
EXPENDITURES TOTAL 1,300,812.42				Total 427,862.37	

Population 1980 8,658
 Population 1981 8,705
 S & P Rating
 Moody Rating A-1

General Tax Rate Per \$100. 3.52
 State Equalized Tax Rate 1.89

ORADELL BOROUGH - BERGEN COUNTY

Form of Government:

Borough Council

Number of Members on Governing Body - 6

PER CAPITA:

Gross Debt 341.70
 Net Debt 266.97
 Debt Service 37.31
 Total Tax Levy 806.28
 Municipal Expenditures 373.65

PER CENT:

Gross Debt .94
 Net Debt .73
 Tax Levy Collected 98.38
 Tax Levy Cancelled, Abated or Adjusted .88

EXPENDITURES		REVENUES-REALIZED		1981 PROPERTY TAX	
GENERAL GOVERNMENT				STATE EQUALIZED TAX RATE	
Governing Body & Public Boards		1981 Property Taxes Collected	6,909,963.39	Local District School Taxes	.40 1,451,684.00
Municipal Clerk		1981 Payments in Lieu of Taxes		Regional & Consolidated School Tax	.76 2,831,497.40
Financial Administration	11,500.00	Delinquent Tax & Lien Collections	43,066.88	School Taxes in Municipal Budget	
Assessment of Taxes	12,270.00	Business Personalty Replacement Taxes	64,817.24	County Taxes	.31 1,134,903.70
Collection of Taxes	39,122.00	Taxes from Public Utilities	827,071.00	County Library Taxes	
Planning, Housing & Development	7,385.00	Other Miscellaneous Tax Revenues	31,000.00	Local Municipal Purpose Taxes	.41 1,507,432.00
Human Resources	4,300.00	State Aid Revenues	119,628.74	Veteran & Senior Citizen Taxes	
Elections	1,600.00	Federal Aid Revenues		Total Taxes for Rate Computation	1.88 7,040,167.10
General Administration (other)	450,165.37	State and Local Fiscal Assistance Act Utilized	74,638.63	Special District Taxes	
JUDICIARY		Sale of Acquired Property		Bank Corp. Taxes	
Municipal Courts	30,150.00	Other Miscellaneous Revenues	667,958.97	Added and Omitted Taxes	
PUBLIC SAFETY			8,738,144.65	Total Taxes Levied - ABSTRACT	7,018,698.01
Fire Protection	112,100.00	Prior Years Surplus Appropriated	575,000.00	Total Taxes Billed	7,023,884.08
Police Protection	668,004.00	REVENUES TOTAL	9,313,144.85	1981 TAXES COLLECTED	6,909,963.39
Civil Defense & Disaster Control	2,830.00	Reserve For Uncollected Taxes	209,540.00	1981 Taxes Cancelled, Abated or Adjusted	61,491.08
Environmental Inspection & Control	31,930.00	CAPITAL OUTLAY TOTAL	464,233.81	Transfer to Tax Title Liens or Foreclosed	
Other Public Safety				Balance Outstanding Dec. 31, 1981	52,429.61
PUBLIC WORKS				PRIOR YEARS TAXES OUTSTANDING	
Streets and Drainage	145,000.00	Public Enterprises		Balance January 1, 1981	38,251.80
Sewers and Sewage Processing	49,970.00	Recreation—Culture		Collected in 1981	37,676.26
Garbage and Trash Disposal	226,466.00	Public Works	259,842.28	Cancelled, Abated or Adjusted 1981	
Public Buildings and Grounds	206,456.00	Buildings and Grounds	204,351.53	Transfers to Tax Title Liens or Foreclosed	
Other Public Works	57,200.00	Library and Education		Balance December 31, 1981	575.54
HEALTH and WELFARE		Conservation		TAX TITLE LIENS OUTSTANDING	
Health Services Except Environmental	29,820.00	All Other		Balance January 1, 1981	5,390.62
Welfare-Public Assistance	2,900.00	CAPITAL DEBT AUTHORIZED, DECEMBER 31, 1981		Transfer From Taxes	
Hospitals, Clinics, First Aid		ISSUED AND UNISSUED GROSS DEBT NET DEBT		Redeemed in 1981	5,390.62
Animal, Insect, & Rodent Control		School 650,531		Cancelled, Abated or Adjusted (1981)	
Other Welfare Services		Self-liquidating 2,324,000	2,324,000	Transfers to Foreclosed Property	
RECREATION and CONSERVATION		Other 2,974,531	2,324,000	Balance December 31, 1981	
Beaches and Boardwalks		Total		PROPERTY ACQUIRED BY DEED OR	
Parks, Playgrounds, Shade Trees	134,433.63			FORECLOSURE	
Land Reclamation & Conservation	10,000.00	ISSUED AND OUTSTANDING		Balance January 1, 1981	48,523.00
Other Recreational Services	56,720.00	School 602,932.07		Transfers From Taxes or Liens	
EDUCATION (excluding schools)		Self-liquidating 2,110,000.00		Sale for Cash (1981)	2,000.00
Libraries	108,205.00	Other 2,712,932.07		Cancelled, Abated or Adjusted (1981)	16,000.00
Other Educational Services		Total		Balance December 31, 1981	30,523.00
STATUTORY EXPENDITURES		EQUALIZED VALUATION BASIS		CURRENT FINANCES DECEMBER 31, 1981	
Pensions & F. I. C. A.	198,905.00	FOR NET DEBT COMPUTATION	316,555,597	ASSETS	
Employee Fringe Benefits	53,800.00	REAL PROPERTY VALUATIONS		Cash Dec. 31, 1981	3,243,915.78
Other Statutory Expenditures	7,000.00	Code Class # of Parcels % VAL'N ASSESSED VALUATION		Taxes Receivable	53,005.15
CETA And Other Public Employment Programs		1 Vacant Land 76 2.12 4,169,100.00		Tax Title Liens	
MUNICIPAL FUNCTIONS TOTAL	2,696,232.00	2 Residential 2587 81.27 160,128,200.00		Foreclosed Property	30,523.00
CAPITAL IMPROVEMENTS *MEMO*	20,000.00	3 Farm 30,582,800.00		Emergencies & Other Deferred Charges	6,500.00
DEBT SERVICE		4a Commercial 90 15.52 111,000.00		State and Federal Aid Receivable	7,947.40
Principal Payments	208,590.00	4b Industrial 1 .06 2,038,000.00		Other Receivables	66,178.71
Interest Payments	116,228.98	4c Apartments 5 1.03 197,029,100.00		Total	3,408,470.04
DEFERRED CHARGES	20,008.00	Total 2759		LIABILITIES, RESERVES, AND SURPLUS	
SCHOOL, COUNTY, SPECIAL DISTRICT TAXES	5,464,085.10	Land Area 2.55 Sq. Miles		Cash Liabilities	2,474,841.49
RESERVE FOR UNCOLLECTED TAXES	209,540.00	Net Valuation Taxable-Municipal	198,585,792	Reserves for Receivables	99,706.86
EXPENDITURES TOTAL	8,716,684.08	Net Valuation Taxable-County	329,011,856	Surplus Dec. 31, 1981	833,921.69
		State Equalized Valuation	368,810,050	Total	3,408,470.04
		State Equalization Ratio	53.65		

0717

Population 1980 31,136
Population 1981 30,881

S & P Rating
Moody Rating A

General Tax Rate Per \$100.

10.55

State Equalized Tax Rate

5.88

CITY OF ORANGE - TWP. - ESSEX COUNTY

Form of Government:

Mayor-Council Plan D (OMCL 50)

Number of Members on Governing Body - 7

PER CAPITA:

Gross Debt 304.37
Net Debt 166.41
Debt Service 33.17
Total Tax Levy 435.88
Municipal Expenditures 496.32

PER CENT:

Gross Debt 4.49
Net Debt 2.46
Tax Levy Collected 90.42
Tax Levy Cancelled, Abated or Adjusted 1.69

EXPENDITURES		REVENUES-REALIZED		1981 PROPERTY TAX	
GENERAL GOVERNMENT				STATE EQUALIZED TAX RATE 1.66	
Governing Body & Public Boards	124,308.00	1981 Property Taxes Collected 12,145,393.84		Local District School Taxes	3,763,659.50
Municipal Clerk	101,080.00	1981 Payments in Lieu of Taxes 154,788.85		Regional & Consolidated School Tax	
Financial Administration	53,294.00	Delinquent Tax & Lien Collections 858,869.18		School Taxes in Municipal Budget	137,081.00
Assessment of Taxes	71,026.00	Business Personalty Replacement Taxes 799,988.52		County Taxes	2,746,482.87
Collection of Taxes	83,589.00	Taxes from Public Utilities 1,662,739.00		County Library Taxes	
Planning, Housing & Development	70,956.00	Other Miscellaneous Tax Revenues		Local Municipal Purpose Taxes	6,682,260.00
Human Resources	977,008.00	State Aid Revenues 2,720,346.05		Veteran & Senior Citizen Taxes	104,500.00
Elections		Federal Aid Revenues 505,370.90		Total Taxes for Rate Computation	13,434,383.37
General Administration (other)	1,608,251.00	State and Local Fiscal Assistance Act Utilized		Special District Taxes	
JUDICIARY		Sale of Acquired Property		Bank Corp. Taxes	30,424.50
Municipal Courts	128,157.00	Other Miscellaneous Revenues 1,834,904.57		Added and Omitted Taxes	100,594.25
PUBLIC SAFETY		Total 20,682,400.51		Total Taxes Levied - ABSTRACT	13,460,502.12
Fire Protection	2,086,046.14	Prior Years Surplus Appropriated 220,886.30		Total Taxes Billed	13,432,386.60
Police Protection	2,417,675.50	REVENUES TOTAL 20,503,287.21		1981 TAXES COLLECTED	12,145,393.84
Civil Defense & Disaster Control	5,019.00	Reserve For Uncollected Taxes 1,323,217.84		1981 Taxes Cancelled, Abated or Adjusted	226,740.60
Environmental Inspection & Control	137,660.00	CAPITAL OUTLAY TOTAL 107,715.00		Transfer to Tax Title Liens or Foreclosed	431,634.70
Other Public Safety				Balance Outstanding Dec. 31, 1981	628,617.46
PUBLIC WORKS				PRIOR YEARS TAXES OUTSTANDING	
Streets and Drainage	1,004,637.00	Public Enterprises		Balance January 1, 1981	785,593.35
Sewers and Sewage Processing	576,175.03	Recreation—Culture		Collected in 1981	672,756.01
Garbage and Trash Disposal	432,730.00	Public Works 105,740.56		Cancelled, Abated or Adjusted 1981	9,357.28
Public Buildings and Grounds	310,679.00	Buildings and Grounds 1,974.44		Transfers to Tax Title Liens or Foreclosed	85,808.66
Other Public Works		Library and Education		Balance December 31, 1981	17,671.40
HEALTH and WELFARE		Conservation		TAX TITLE LIENS OUTSTANDING	
Health Services Except Environmental	214,839.00	All Other		Balance January 1, 1981	1,394,402.22
Welfare-Public Assistance	186,292.00	CAPITAL DEBT AUTHORIZED, DECEMBER 31, 1981		Transfer From Taxes	403,319.57
Hospitals, Clinics, First Aid		ISSUED AND UNISSUED GROSS DEBT NET DEBT		Redeemed in 1981	186,113.17
Animal, Insect, & Rodent Control		School 3,420,000		Cancelled, Abated or Adjusted (1981)	
Other Welfare Services	18,020.00	Self-liquidating 788,000 330,792		Transfers to Foreclosed Property	701,025.25
RECREATION and CONSERVATION		Other 5,191,369 4,808,005		Balance December 31, 1981	910,583.37
Beaches and Boardwalks		Total 9,399,369 5,136,797		PROPERTY ACQUIRED BY DEED OR FORECLOSURE	
Parks, Playgrounds, Shade Trees	113,526.00	ISSUED AND OUTSTANDING		Balance January 1, 1981	430,700.00
Land Reclamation & Conservation		School 3,420,000.00		Transfers From Taxes or Liens	122,491.00
Other Recreational Services	64,874.15	Self-liquidating 788,000.00		Sale for Cash (1981)	
EDUCATION (excluding schools)		Other 4,441,000.00		Cancelled, Abated or Adjusted (1981)	122,491.00
Libraries	302,800.00	Total 8,649,000.00		Balance December 31, 1981	430,700.00
Other Educational Services		EQUALIZED VALUATION BASIS		CURRENT FINANCES DECEMBER 31, 1981	
STATUTORY EXPENDITURES		FOR NET DEBT COMPUTATION 209,300,215		ASSETS	
Pensions & F. I. C. A.	1,435,587.65	REAL PROPERTY VALUATIONS		Cash Dec. 31, 1981	1,979,227.51
Employee Fringe Benefits	336,100.00	Code Class # of Parcels % VAL'N ASSESSED VALUATION		Taxes Receivable	646,288.86
Other Statutory Expenditures	50,000.00	1 Vacant Land 369 1.33 1,648,000.00		Tax Title Liens	910,583.37
CETA And Other Public Employment Programs		2 Residential 3822 48.23 59,929,400.00		Foreclosed Property	430,700.00
MUNICIPAL FUNCTIONS TOTAL 12,910,329.47		3 Farm 422 18.75 23,299,400.00		Emergencies & Other Deferred Charges	156,261.00
CAPITAL IMPROVEMENTS *MEMU* 5,000.00		4a Commercial 64 5.25 6,526,200.00		State and Federal Aid Receivable	8,822.89
DEBT SERVICE		4c Apartments 197 26.44 32,855,400.00		Other Receivables	650,866.87
Principal Payments 635,000.00		Total 4874 124,258,400.00		Total	4,822,750.50
Interest Payments 389,214.25		Land Area 2.20 Sq. Miles		LIABILITIES, RESERVES, AND SURPLUS	
TYPE I SCHL DEBT *MEMU 500,958.00		Net Valuation Taxable-Municipal 126,367,700		Cash Liabilities	1,307,201.80
DEFERRED CHARGES 69,216.68		Net Valuation Taxable-County 230,750,563		Reserves for Receivables	2,633,548.70
SCHOOL, COUNTY, SPECIAL DISTRICT TAXES 6,647,223.37		State Equalized Valuation 225,381,625		Surplus Dec. 31, 1981	882,000.00
RESERVE FOR UNCOLLECTED TAXES 1,323,217.84		State Equalization Ratio 55.71		Total	4,822,750.50
EXPENDITURES TOTAL 21,974,201.61					

1981/3000

* ABOVE DEBT SERVICE INCLUDES TYPE I SCHOOL DEBT

Population 1980 1,659
 Population 1981 1,680
 S & P Rating
 Moody Rating

General Tax Rate Per \$100.

2.89

State Equalized Tax Rate

2.41

OXFORD TOWNSHIP - WARREN COUNTY

Form of Government:

Small Municipality Plan C (OMCL 50)

Number of Members on Governing Body - 3

PER CAPITA

Gross Debt 3,648.81

Net Debt 3,598.21

Debt Service 35.34

Total Tax Levy 413.92

Municipal Expenditures 305.43

PER CENT:

Gross Debt 22.80

Net Debt 22.48

Tax Levy Collected 85.09

Tax Levy Cancelled, Abated

or Adjusted 1.01

EXPENDITURES		REVENUES-REALIZED		1981 PROPERTY TAX	
GENERAL GOVERNMENT				STATE EQUALIZED TAX RATE	
Governing Body & Public Boards	3,617.00	1981 Property Taxes Collected	621,231.25	Local District School Taxes	1.78 512,293.00
Municipal Clerk	7,548.00	1981 Payments in Lieu of Taxes	8,062.87	Regional & Consolidated School Tax	
Financial Administration	12,605.68	Delinquent Tax & Lien Collections	78,968.31	School Taxes in Municipal Budget	
Assessment of Taxes	5,750.00	Business Personalty Replacement Taxes	36,663.24	County Taxes	.54 * 154,166.63
Collection of Taxes	6,500.00	Taxes from Public Utilities	61,762.00	County Library Taxes	.03 8,190.83
Planning, Housing & Development	3,400.00	Other Miscellaneous Tax Revenues		Local Municipal Purpose Taxes	.06 17,870.00
Human Resources		State Aid Revenues	12,842.40	Veteran & Senior Citizen Taxes	21,950.00
Elections		Federal Aid Revenues		Total Taxes for Rate Computation	2.41 714,470.46
General Administration (other)	45,375.00	State and Local Fiscal Assistance Act Utilized	20,238.68	Special District Taxes	
JUDICIARY		Sole of Acquired Property		Bank Corp. Taxes	2,863.61
Municipal Courts	6,063.39	Other Miscellaneous Revenues	159,950.77	Added and Omitted Taxes	
PUBLIC SAFETY		Total	599,779.52	Total Taxes Levied - ABSTRACT	695,384.07
Fire Protection	5,500.00	Prior Years Surplus Appropriated	177,140.00	Total Taxes Billed	697,292.89
Police Protection	99,079.00	REVENUES TOTAL	1,176,919.52	1981 TAXES COLLECTED	621,231.25
Civil Defense & Disaster Control	200.00	Reserve For Uncollected Taxes	84,400.04	1981 Taxes Cancelled, Abated or Adjusted	7,053.00
Environmental Inspection & Control		CAPITAL OUTLAY TOTAL	196,098.55	Transfer to Tax Title Liens or Foreclosed	6,297.31
Other Public Safety		Public Enterprises	163,809.56	Balance Outstanding Dec. 31, 1981	62,711.23
PUBLIC WORKS		Recreation—Culture		PRIOR YEARS TAXES OUTSTANDING	
Streets and Drainage	84,729.00	Public Works	32,268.59	Balance January 1, 1981	68,442.48
Sewers and Sewage Processing		Buildings and Grounds		Collected in 1981	62,208.52
Garbage and Trash Disposal	18,100.00	Library and Education		Cancelled, Abated or Adjusted 1981	2.95
Public Buildings and Grounds	12,486.61	Conservation		Transfers to Tax Title Liens or Foreclosed	1,510.29
Other Public Works		All Other		Balance December 31, 1981	4,720.72
HEALTH and WELFARE		CAPITAL DEBT AUTHORIZED, DECEMBER 31, 1981		TAX TITLE LIENS OUTSTANDING	
Health Services Except Environmental	100.00	ISSUED AND UNISSUED GROSS DEBT NET DEBT		Balance January 1, 1981	36,950.70
Welfare-Public Assistance	725.00	School 85,000		Transfer From Taxes	7,997.75
Hospitals, Clinics, First Aid		Self-liquidating		Redeemed in 1981	16,779.79
Animal, Insect, & Rodent Control	450.00	Other 6,045,000	6,045,000	Cancelled, Abated or Adjusted (1981)	
Other Welfare Services		Total 6,130,000	6,045,000	Transfers to Foreclosed Property	
RECREATION and CONSERVATION		ISSUED AND OUTSTANDING		Balance December 31, 1981	28,168.66
Beaches and Boardwalks		School 85,000.00		PROPERTY ACQUIRED BY DEED OR FORECLOSURE	
Parks, Playgrounds, Shade Trees	16,500.00	Self-Liquidating		Balance January 1, 1981	93,000.00
Land Reclamation & Conservation		Other 1,069,000.00		Transfers From Taxes or Liens	
Other Recreational Services	9,000.00	Total 1,154,000.00		Sale for Cash (1981)	
EDUCATION (excluding schools)		EQUALIZED VALUATION BASIS		Cancelled, Abated or Adjusted (1981)	
Libraries	4,000.00	FOR NET DEBT COMPUTATION	26,884.601	Balance December 31, 1981	93,000.00
Other Educational Services		REAL PROPERTY VALUATIONS		CURRENT FINANCES DECEMBER 31, 1981	
STATUTORY EXPENDITURES		Code Class # of Parcels % VAL'N ASSESSED VALUATION		ASSETS	
Pensions & F. I. C. A.	14,450.00	1 Vacant Land 203 7.19 1,693,725.00		Cash Dec. 31, 1981	395,522.93
Employee Fringe Benefits	5,500.00	2 Residential 502 70.40 16,593,975.00		Taxes Receivable	67,431.55
Other Statutory Expenditures	2,100.00	3 Farm 54 5.08 1,197,890.00		Tax Title Liens	28,168.66
CETA And Other Public Employment Programs		4a Commercial 26 5.42 1,277,000.00		Foreclosed Property	93,000.00
MUNICIPAL FUNCTIONS TOTAL	363,778.68	4b Industrial 16 11.12 2,621,900.00		Emergencies & Other Deferred Charges	11,820.00
CAPITAL IMPROVEMENTS *MEMO*		4c Apartments 3 .79 185,300.00		State and Federal Aid Receivable	560.05
DEBT SERVICE		Total 804 23,569,750.00		Other Receivables	11,259.43
Principal Payments	53,000.00	Land Area 5.70 Sq. Miles		Total	607,763.02
Interest Payments	6,377.79	Net Valuation Taxable-Municipal	23,960,348	LIABILITIES, RESERVES, AND SURPLUS	
DEFERRED CHARGES	5,560.00	Net Valuation Taxable-County	28,728,533	Cash Liabilities	274,463.90
SCHOOL, COUNTY, SPECIAL DISTRICT TAXES	674,650.46	State Equalized Valuation	28,723,085	Reserves for Receivables	159,860.04
RESERVE FOR UNCOLLECTED TAXES	84,400.04	State Equalization Ratio	83.43	Surplus Dec. 31, 1981	133,439.08
EXPENDITURES TOTAL	1,187,766.97			Total	607,763.02

Population 1980 26
 Population 1981 26
 S & P Rating
 Moody Rating

General Tax Rate Per \$100. 4.10
 State Equalized Tax Rate .55

PAHAQUARRY TOWNSHIP - WARREN CO.

Form of Government:

Township Committee

Number of Members on Governing Body - 3

PER CAPITA:

Gross Debt
 Net Debt
 Debt Service
 Total Tax Levy 128.05
 Municipal Expenditures 1,981.77

PER CENT:

Gross Debt
 Net Debt
 Tax Levy Collected 100.00
 Tax Levy Cancelled, Abated or Adjusted

EXPENDITURES		REVENUES-REALIZED		1981 PROPERTY TAX	
GENERAL GOVERNMENT				STATE EQUALIZED TAX RATE	
Governing Body & Public Boords				Local District School Taxes	
Municipal Clerk				Regional & Consolidated School Tax	
Finoncial Administration	2,625.00	1981 Property Taxes Collected	3,333.86	School Taxes in Municipal Budget	
Assessment of Taxes	400.00	1981 Poyments in Lieu of Taxes	6,738.54	County Taxes	.52 *
Collection of Taxes	400.00	Delinquent Tax & Lien Collections		County Library Taxes	.03
Planning, Housing & Development		Business Personalty Replacement Taxes	449.88	Local Municipal Purpose Taxes	
Human Resources		Taxes from Public Utilities	22,780.00	Veteron & Senior Citizen Taxes	
Elections		Other Miscellaneous Tax Revenues		Total Taxes for Rate Computation	.55
General Administration (other)	5,350.00	State Aid Revenues		Special District Taxes	
JUDICIARY		Federal Aid Revenues		Bank Corp. Taxes	
Municipal Courts		State and Local Fiscal Assistance Act Utilized	1,326.00	Added and Omitted Taxes	
PUBLIC SAFETY		Sole of Acquired Property		Total Taxes Levied - ABSTRACT	3,329.17
Fire Protection	100.00	Other Miscellaneous Revenues	8,793.83	Total Taxes Billed	3,333.86
Police Protection	700.00		43,422.11	1981 TAXES COLLECTED	3,333.86
Civil Defense & Disaster Control		Prior Years Surplus Appropriated	29,615.12	1981 Taxes Cancelled, Abated or Adjusted	
Environmental Inspection & Control		REVENUES TOTAL	73,037.23	Transfer to Tox Title Liens or Foreclosed	
Other Public Safety		Reserve For Uncollected Taxes		Bolonce Outstanding Dec. 31, 1981	
PUBLIC WORKS		CAPITAL OUTLAY TOTAL		PRIOR YEARS TAXES OUTSTANDING	
Streets and Drainoge	41,326.00	Public Enterprises		Balance January 1, 1981	613.32
Sewers and Sewage Processing		Recreation—Culture		Collected in 1981	
Gorboge and Trosh Disposol		Public Works		Cancelled, Aboted or Adjusted 1981	
Public Buildings ond Grounds		Buildings and Grounds		Transfers to Tox Title Liens or Foreclosed	
Other Public Works		Librory and Education		Bolonce December 31, 1981	613.32
HEALTH and WELFARE		Conservation		TAX TITLE LIENS OUTSTANDING	
Health Services Except Environmental		Ali Other		Bolonce January 1, 1981	
Welfare-Public Assistance		CAPITAL DEBT AUTHORIZED, DECEMBER 31, 1981		Transfer From Taxes	
Hospitals, Clinics, First Aid		ISSUED AND UNISSUED GROSS DEBT		Redeemed in 1981	
Animol, Insect, & Rodent Control	25.00	School		Cancelled, Aboted or Adjusted (1981)	
Other Welfore Services		Self-liquidoting		Transfers to Foreclosed Property	
RECREATION and CONSERVATION		Other		Bolonce December 31, 1981	
Beoches and Boordwalks		Total		PROPERTY ACQUIRED BY DEED OR	
Porks, Playgrounds, Shode Trees		ISSUED AND OUTSTANDING		FORECLOSURE	
Lond Reclomation & Conservation		School		Bolonce January 1, 1981	
Other Recreational Services		Self-Liquidating		Transfers From Taxes or Liens	
EDUCATION (excluding schools)		Other		Sale for Cash (1981)	
Libraries		Total		Cancelled, Abated or Adjusted (1981)	
Other Educational Services		EQUALIZED VALUATION BASIS		Bolonce December 31, 1981	
STATUTORY EXPENDITURES		FOR NET DEBT COMPUTATION	509,752	CURRENT FINANCES DECEMBER 31, 1981	
Pensions & F. I. C. A.	500.00	REAL PROPERTY VALUATIONS		ASSETS	
Employee Fringe Benefits		Code Class # of Parcels % VAL'N		Cosh Dec. 31, 1981	59,151.32
Other Statutory Expenditures	100.00	1 Vacant Land 2		Taxes Receivable	613.32
CETA And Other Public Employment Programs		2 Residential		Tox Title Liens	
MUNICIPAL FUNCTIONS TOTAL	51,526.00	3 Form		Foreclosed Property	
CAPITAL IMPROVEMENTS *MEMO*		4a Commercial		Emergencies & Other Deferred Charges	
DEBT SERVICE		4b Industrial		State and Federal Aid Receivable	
Principal Payments		4c Apartments		Other Receivables	
Interest Payments		Total 2	67,950.00	Total	59,764.64
DEFERRED CHARGES		Land Area 19.95 Sq. Miles		LIABILITIES, RESERVES, AND SURPLUS	
SCHOOL, COUNTY, SPECIAL DISTRICT TAXES	3,329.17	Net Valuation Taxable-Municipal	81,314	Cash Liabilities	22,568.69
RESERVE FOR UNCOLLECTED TAXES		Net Valuation Taxable-County	593,724	Reserves for Receivables	613.32
EXPENDITURES TOTAL	54,855.17	State Equalized Valuation	523,116	Surplus Dec. 31, 1981	76,562.43
		State Equalization Ratio	13.33	Total	99,764.64

0245

Population 1980 13,732

Population 1981 13,744

S & P Rating

Maady Rating A

General Tax Rate Per \$100.

5.53

State Equalized Tax Rate

2.27

PALISADES PARK BOROUGH - BERGEN CO.

Form of Government:

Borough Council

Number of Members on Governing Body - 6

PER CAPITA:

Grass Debt 293.32

Net Debt 132.07

Debt Service 15.20

Total Tax Levy 497.69

Municipal Expenditures 243.55

PER CENT:

Grass Debt 1.50

Net Debt .67

Tax Levy Collected 97.30

Tax Levy Cancelled, Abated

or Adjusted 1.23

EXPENDITURES		REVENUES-REALIZED		1981 PROPERTY TAX	
GENERAL GOVERNMENT				STATE EQUALIZED TAX RATE	
Governing Body & Public Boards		1981 Property Taxes Collected	6,658,656.46	Local District School Taxes	1.28
Municipal Clerk		1981 Payments in Lieu of Taxes		Regional & Consolidated School Tax	
Financial Administration	15,500.00	Delinquent Tax & Lien Collections	86,966.00	School Taxes in Municipal Budget	
Assessment of Taxes	36,980.00	Business Personality Replacement Taxes	145,259.76	County Taxes	.32
Collection of Taxes	27,548.00	Taxes from Public Utilities	479,604.00	County Library Taxes	
Planning, Housing & Development	8,500.00	Other Miscellaneous Tax Revenues		Local Municipal Purpose Taxes	.67
Human Resources		State Aid Revenues	116,378.82	Veteran & Senior Citizen Taxes	
Elections		Federal Aid Revenues	14,658.46	Total Taxes for Rate Computation	2.27
General Administration (other)	424,868.55	State and Local Fiscal Assistance Act Utilized	136,806.00	Special District Taxes	
JUDICIARY		Sale of Acquired Property		Bank Corp. Taxes	9,088.56
Municipal Courts	25,093.77	Other Miscellaneous Revenues	208,031.67	Added and Omitted Taxes	32,228.34
PUBLIC SAFETY		Total	7,846,401.17	Total Taxes Levied - ABSTRACT	6,840,311.74
Fire Protection	116,204.72	Prior Years Surplus Appropriated	282,000.00	Total Taxes Billed	6,843,173.08
Police Protection	791,269.21	REVENUES TOTAL	8,128,401.17	1981 TAXES COLLECTED	6,658,656.46
Civil Defense & Disaster Control	3,500.00	Reserve For Uncollected Taxes	187,829.00	1981 Taxes Cancelled, Abated or Adjusted	83,917.67
Environmental Inspection & Control	34,560.00			Transfer to Tax Title Liens or Foreclosed	99.54
Other Public Safety				Balance Outstanding Dec. 31, 1981	100,499.41
PUBLIC WORKS		CAPITAL OUTLAY TOTAL	207,263.69	PRIOR YEARS TAXES OUTSTANDING	
Streets and Drainage	342,017.32	Public Enterprises		Balance January 1, 1981	93,689.47
Sewers and Sewage Processing	279,118.00	Recreation—Culture		Collected in 1981	78,542.74
Garbage and Trash Disposal	170,700.00	Public Works	207,207.04	Cancelled, Abated or Adjusted 1981	
Public Buildings and Grounds	63,377.76	Buildings and Grounds	56.65	Transfers to Tax Title Liens or Foreclosed	
Other Public Works	79,023.91	Library and Education		Balance December 31, 1981	15,146.73
HEALTH and WELFARE		Conservation		TAX TITLE LIENS OUTSTANDING	
Health Services Except Environmental	52,750.00	All Other		Balance January 1, 1981	8,702.61
Welfare-Public Assistance	23,745.00			Transfer From Taxes	99.54
Hospitals, Clinics, First Aid				Redeemed in 1981	8,423.26
Animal, Insect, & Radent Control				Cancelled, Abated or Adjusted (1981)	
Other Welfare Services				Transfers to Foreclosed Property	
RECREATION and CONSERVATION				Balance December 31, 1981	378.89
Beaches and Boardwalks	6,180.00			PROPERTY ACQUIRED BY DEED OR	
Parks, Playgrounds, Shade Trees	500.00			FORECLOSURE	
Land Reclamation & Conservation	66,716.50			Balance January 1, 1981	16,947.50
Other Recreational Services				Transfers From Taxes or Liens	
EDUCATION (excluding schools)				Sale for Cash (1981)	
Libraries	31,978.00			Cancelled, Abated or Adjusted (1981)	
Other Educational Services				Balance December 31, 1981	16,947.50
STATUTORY EXPENDITURES				CURRENT FINANCES DECEMBER 31, 1981	
Pensions & F. I. C. A.	221,858.44			ASSETS	
Employee Fringe Benefits	63,000.00			Cash Dec. 31, 1981	663,434.78
Other Statutory Expenditures	10,000.00			Taxes Receivable	115,646.14
CETA And Other Public Employment Programs	25,000.00			Tax Title Liens	378.89
MUNICIPAL FUNCTIONS TOTAL	2,929,989.18			Foreclosed Property	16,947.50
CAPITAL IMPROVEMENTS *MEMO*	100.00			Emergencies & Other Deferred Charges	34,000.00
DEBT SERVICE				State and Federal Aid Receivable	
Principal Payments	135,000.00			Other Receivables	4,701.36
Interest Payments	73,848.67			Total	835,108.67
DEFERRED CHARGES	20,686.35			LIABILITIES, RESERVES, AND SURPLUS	
SCHOOL, COUNTY, SPECIAL DISTRICT TAXES	4,791,987.44			Cash Liabilities	300,049.03
RESERVE FOR UNCOLLECTED TAXES	187,839.00			Reserves for Receivables	137,673.89
EXPENDITURES TOTAL	8,139,350.64			Surplus Dec. 31, 1981	397,385.75
				Total	835,108.67

0327

Population 1980 **7,085**
 Population 1981 **7,197**
 S & P Rating
 Moody Rating

General Tax Rate Per \$100.

3.62

State Equalized Tax Rate

2.34

PALMYRA BOROUGH - BURLINGTON CO.**Form of Government:****Borough Council****Number of Members on Governing Body - 6****PER CAPITA:**

Gross Debt **43.56**
 Net Debt **40.94**
 Debt Service **5.56**
 Total Tax Levy **380.08**
 Municipal Expenditures **213.64**

PER CENT:

Gross Debt **.31**
 Net Debt **.29**
 Tax Levy Collected **96.87**
 Tax Levy Cancelled, Abated or Adjusted

EXPENDITURES		REVENUES-REALIZED		1981 PROPERTY TAX	
GENERAL GOVERNMENT				STATE EQUALIZED TAX RATE 1.37	
Governing Body & Public Boards	9,200.00	1981 Property Taxes Collected	2,653,950.23	Local District School Taxes	1,590,446.00
Municipal Clerk		1981 Payments in Lieu of Taxes	34,238.23	Regional & Consolidated School Tax	
Financial Administration	10,700.00	Delinquent Tax & Lien Collections	102,497.45	School Taxes in Municipal Budget	
Assessment of Taxes	10,425.00	Business Personalty Replacement Taxes	51,528.32	County Taxes	.55 635,000.24
Collection of Taxes	6,200.00	Taxes from Public Utilities	259,276.54	County Library Taxes	.03 34,679.76
Planning, Housing & Development	1,400.00	Other Miscellaneous Tax Revenues		Local Municipal Purpose Taxes	.39 453,594.55
Human Resources	500.00	State Aid Revenues	71,105.88	Veteran & Senior Citizen Taxes	83,100.00
Elections		Federal Aid Revenues		Total Taxes for Rate Computation	2.34 2,756,820.55
General Administration (other)	252,113.88	State and Local Fiscal Assistance Act Utilized	45,101.00	Special District Taxes	
JUDICIARY		Sale of Acquired Property		Bank Corp. Taxes	258.95
Municipal Courts	18,325.00	Other Miscellaneous Revenues	181,412.51	Added and Omitted Taxes	21,463.00
PUBLIC SAFETY		Total	3,439,150.16	Total Taxes Levied - ABSTRACT	2,735,442.50
Fire Protection	45,360.00	Prior Years Surplus Appropriated	420,122.82	Total Taxes Billed	2,739,839.19
Police Protection	414,620.00	REVENUES TOTAL	3,859,272.98	1981 TAXES COLLECTED	2,653,990.23
Civil Defense & Disaster Control	700.00	Reserve For Uncollected Taxes	177,974.32	1981 Taxes Cancelled, Abated or Adjusted	
Environmental Inspection & Control	6,000.00	CAPITAL OUTLAY TOTAL	95,884.56	Transfer to Tax Title Liens or Foreclosed	13,638.96
Other Public Safety		Public Enterprises		Balance Outstanding Dec. 31, 1981	72,210.00
PUBLIC WORKS		Recreation—Culture		PRIOR YEARS TAXES OUTSTANDING	
Streets and Drainage	149,732.00	Public Works	91,559.31	Balance January 1, 1981	99,958.78
Sewers and Sewage Processing		Buildings and Grounds	4,325.25	Collected in 1981	98,897.29
Garbage and Trash Disposal	93,101.00	Library and Education		Cancelled, Abated or Adjusted 1981	958.25
Public Buildings and Grounds	24,936.00	Conservation		Transfers to Tax Title Liens or Foreclosed	103.24
Other Public Works	49,800.00	All Other		Balance December 31, 1981	
HEALTH and WELFARE		CAPITAL DEBT AUTHORIZED, DECEMBER 31, 1981		TAX TITLE LIENS OUTSTANDING	
Health Services Except Environmental	1,590.00	ISSUED AND UNISSUED		Balance January 1, 1981	43,943.30
Welfare-Public Assistance	3,055.00	School		Transfer From Taxes	13,819.82
Hospitals, Clinics, First Aid		Self-liquidating		Redeemed in 1981	3,600.16
Animal, Insect, & Rodent Control		Other	313,505	Cancelled, Abated or Adjusted (1981)	
Other Welfare Services		Total	313,505	Transfers to Foreclosed Property	
RECREATION and CONSERVATION		ISSUED AND OUTSTANDING		Balance December 31, 1981	54,162.96
Beaches and Boardwalks		School		PROPERTY ACQUIRED BY DEED OR FORECLOSURE	
Parks, Playgrounds, Shade Trees	15,000.00	Self-Liquidating		Balance January 1, 1981	4,900.00
Land Reclamation & Conservation		Other		Transfers From Taxes or Liens	
Other Recreational Services	12,219.00	Total		Sale for Cash (1981)	
EDUCATION (excluding schools)		EQUALIZED VALUATION BASIS FOR NET DEBT COMPUTATION		Cancelled, Abated or Adjusted (1981)	
Libraries	1,600.00	REAL PROPERTY VALUATIONS		Balance December 31, 1981	4,900.00
Other Educational Services	500.00	Code Class # of Parcels % VAL'N		CURRENT FINANCES DECEMBER 31, 1981	
STATUTORY EXPENDITURES		1 Vacant Land 177 2.35		ASSETS	
Pensions & F. I. C. A.	84,100.00	2 Residential 2302 79.07		Cash Dec. 31, 1981	1,134,924.48
Employee Fringe Benefits	29,920.00	3 Farm		Taxes Receivable	72,210.00
Other Statutory Expenditures	7,500.00	4a Commercial 91 8.43		Tax Title Liens	54,162.96
CETA And Other Public Employment Programs	10,114.00	4b Industrial 25 4.35		Foreclosed Property	4,900.00
MUNICIPAL FUNCTIONS TOTAL	1,258,710.88	4c Apartments 49 5.80		Emergencies & Other Deferred Charges	18,072.75
CAPITAL IMPROVEMENTS *MEMO*	15,000.00	Total 2644		State and Federal Aid Receivable	
DEBT SERVICE		Land Area 1.92 Sq. Miles		Other Receivables	38,858.10
Principal Payments	40,000.00	Net Valuation Taxable-Municipal	75,102,565	LIABILITIES, RESERVES, AND SURPLUS	
Interest Payments		Net Valuation Taxable-County	103,873,615	Cash Liabilities	755,271.83
DEFERRED CHARGES		State Equalized Valuation	115,940,019	Reserves for Receivables	170,131.06
SCHOOL, COUNTY, SPECIAL DISTRICT TAXES	60,877.11	State Equalization Ratio	64.60	Surplus Dec. 31, 1981	359,725.40
RESERVE FOR UNCOLLECTED TAXES	2,260,126.00			Total	1,323,128.29
EXPENDITURES TOTAL	3,797,088.31				

Population 1980 26,474
 Population 1981 26,704
 S & P Rating AA-
 Maady Rating A-1

General Tax Rate Per \$100. 2.68
 State Equalized Tax Rate 1.76

PARAMUS BOROUGH - BERGEN COUNTY

Form of Government:

Borough Council

Number of Members on Governing Body - 6

PER CAPITA:

Grass Debt 573.06
 Net Debt 100.37
 Debt Service 7.45
 Total Tax Levy 858.24
 Municipal Expenditures 375.51

PER CENT:

Gross Debt 1.33
 Net Debt .23
 Tax Levy Collected 98.22
 Tax Levy Cancelled, Abated or Adjusted .45

EXPENDITURES		REVENUES-REALIZED		1981 PROPERTY TAX	
GENERAL GOVERNMENT				STATE EQUALIZED TAX RATE	
Governing Body & Public Boards	29,225.00	1981 Property Taxes Collected	22,480,934.31	Local District School Taxes 1.15	14,941,282.50
Municipal Clerk	76,750.00	1981 Payments in Lieu of Taxes		Regional & Consolidated School Tax	
Financial Administration	39,300.00	Delinquent Tax & Lien Collections	296,535.75	School Taxes in Municipal Budget	
Assessment of Taxes	74,741.16	Business Personalty Replacement Taxes	1,237,715.44	County Taxes .33	4,266,915.25
Collection of Taxes	108,505.00	Taxes from Public Utilities	2,203,145.00	County Library Taxes	
Planning, Housing & Development	63,315.00	Other Miscellaneous Tax Revenues		Local Municipal Purpose Taxes .27	3,551,656.21
Human Resources		State Aid Revenues	205,784.01	Veteran & Senior Citizen Taxes	222,200.00
Elections		Federal Aid Revenues	9,134.09	Total Taxes for Rate Computation 1.75	22,982,053.56
General Administration (other)	597,617.00	State and Local Fiscal Assistance Act Utilized	324,488.00	Special District Taxes	
JUDICIARY		Sale of Acquired Property		Bank Corp. Taxes	50,726.58
Municipal Courts	73,700.00	Other Miscellaneous Revenues		Added and Omitted Taxes	107,831.18
PUBLIC SAFETY		Total	28,084,313.91	Total Taxes Levied - ABSTRACT	22,918,411.72
Fire Protection	395,644.00	Prior Years Surplus Appropriated	1,236,635.75	Total Taxes Billed	22,888,207.63
Police Protection	3,176,475.00	REVENUES TOTAL	29,320,953.66	1981 TAXES COLLECTED	22,480,934.31
Civil Defense & Disaster Control	40,823.00	Reserve For Uncollected Taxes	1,143,684.21	1981 Taxes Cancelled, Abated or Adjusted	103,667.54
Environmental Inspection & Control	89,120.00	CAPITAL OUTLAY TOTAL	360,327.07	Transfer to Tax Title Liens or Foreclosed	7,504.00
Other Public Safety				Balance Outstanding Dec. 31, 1981	256,101.78
PUBLIC WORKS				PRIOR YEARS TAXES OUTSTANDING	
Streets and Drainage	507,126.00	Public Enterprises	41,086.38	Balance January 1, 1981	476,051.59
Sewers and Sewage Processing		Recreation—Culture		Collected in 1981	284,435.31
Garbage and Trash Disposal	470,653.00	Public Works	242,941.86	Cancelled, Abated or Adjusted 1981	60,711.78
Public Buildings and Grounds	315,520.00	Buildings and Grounds	68,242.11	Transfers to Tax Title Liens or Foreclosed	3,136.60
Other Public Works	500,844.00	Library and Education	8,054.72	Balance December 31, 1981	127,807.90
HEALTH and WELFARE		Conservation		TAX TITLE LIENS OUTSTANDING	
Health Services Except Environmental	164,810.00	All Other		Balance January 1, 1981	34,096.54
Welfare-Public Assistance	32,400.00	CAPITAL DEBT AUTHORIZED, DECEMBER 31, 1981		Transfer From Taxes	10,640.49
Hospitals, Clinics, First Aid	2,000.00	ISSUED AND UNISSUED		Redeemed in 1981	12,100.44
Animal, Insect, & Rodent Control	30,970.00	School	4,930,000	Cancelled, Abated or Adjusted (1981)	
Other Welfare Services		Self-liquidating	7,667,600	Transfers to Foreclosed Property	
RECREATION and CONSERVATION		Other	2,705,335	Balance December 31, 1981	32,636.59
Beaches and Boardwalks		Total	15,302,935	PROPERTY ACQUIRED BY DEED OR FORECLOSURE	
Parks, Playgrounds, Shade Trees	345,435.00	ISSUED AND OUTSTANDING		Balance January 1, 1981	23,578.00
Land Reclamation & Conservation	5,260.00	School	4,930,000.00	Transfers From Taxes or Liens	
Other Recreational Services	57,650.00	Self-Liquidating	5,449,600.00	Sale for Cash (1981)	
EDUCATION (excluding schools)		Other	2,695,835.00	Cancelled, Abated or Adjusted (1981)	
Libraries	439,364.00	Total	13,075,425.00	Balance December 31, 1981	23,578.00
Other Educational Services		EQUALIZED VALUATION BASIS		CURRENT FINANCES DECEMBER 31, 1981	
STATUTORY EXPENDITURES		FOR NET DEBT COMPUTATION	1,151,662,640	ASSETS	
Pensions & F. I. C. A.	739,057.03	REAL PROPERTY VALUATIONS		Cash Dec. 31, 1981	4,108,345.05
Employee Fringe Benefits	155,275.00	Code Class # of Parcels % VAL'N		Taxes Receivable	423,909.68
Other Statutory Expenditures	37,900.00	1 Vacant Land 387 2.43	20,509,400.00	Tax Title Liens	32,636.59
CETA And Other Public Employment Programs	10,085.00	2 Residential 7262 50.38	424,375,300.00	Foreclosed Property	23,578.00
MUNICIPAL FUNCTIONS TOTAL	8,623,564.19	3 Farm 15 .04	339,200.00	Emergencies & Other Deferred Charges	
CAPITAL IMPROVEMENTS *MEMO*	20,000.00	4a Commercial 356 40.13	338,053,400.00	State and Federal Aid Receivable	
DEBT SERVICE		4b Industrial 49 7.01	59,055,600.00	Other Receivables	77,660.59
Principal Payments	84,250.00	4c Apartments		Total	4,666,529.91
Interest Payments	114,825.65	Total	842,332,900.00	LIABILITIES, RESERVES, AND SURPLUS	
DEFERRED CHARGES		Land Area 10.35 Sq. Miles		Cash Liabilities	1,077,130.50
SCHOOL, COUNTY, SPECIAL DISTRICT TAXES	61,236.41	Net Valuation Taxable-Municipal	849,857,587	Reserves for Receivables	558,184.86
RESERVE FOR UNCOLLECTED TAXES	19,208,197.75	Net Valuation Taxable-County	1,210,268,743	Surplus Dec. 31, 1981	3,031,214.55
EXPENDITURES TOTAL	29,235,758.25	State Equalized Valuation	1,252,784,648	Total	4,666,529.91
		State Equalization Ratio	65.54		

0247

Population 1980 8,515
 Population 1981 8,500
 S & P Rating
 Moody Rating A

General Tax Rate Per \$100.

3.47

State Equalized Tax Rate

2.61

PARK RIDGE BOROUGH - BERGEN COUNTY**Form of Government:****Borough Council****Number of Members on Governing Body - 6****PER CAPITA:**

Gross Debt 946.10
 Net Debt 685.75
 Debt Service 60.75
 Total Tax Levy 778.70
 Municipal Expenditures 344.60

PER CENT:

Gross Debt 3.57
 Net Debt 2.59
 Tax Levy Collected 96.91
 Tax Levy Cancelled, Abated or Adjusted .44

EXPENDITURES		REVENUES-REALIZED		1981 PROPERTY TAX	
GENERAL GOVERNMENT		1981 Property Taxes Collected		STATE EQUALIZED TAX RATE	
Governing Body & Public Boards				Local District School Taxes	1.60
Municipal Clerk				Regional & Consolidated School Tax	
Financial Administration	5,000.00	1981 Payments in Lieu of Taxes	6,415,682.57	School Taxes in Municipal Budget	
Assessment of Taxes	7,130.00	Delinquent Tax & Lien Collections	268,254.00	County Taxes	.33
Collection of Taxes	48,312.00	Business Personalty Replacement Taxes	151,951.88	County Library Taxes	
Planning, Housing & Development	32,751.00	Taxes from Public Utilities	84,358.96	Local Municipal Purpose Taxes	.68
Human Resources		Other Miscellaneous Tax Revenues	212,013.00	Veteran & Senior Citizen Taxes	
Elections		State Aid Revenues	79,469.57	Total Taxes for Rate Computation	2.61
General Administration (other)	384,669.00	Federal Aid Revenues		Special District Taxes	
JUDICIARY		State and Local Fiscal Assistance Act Utilized	74,762.37	Bank Corp. Taxes	7,120.28
Municipal Courts	12,747.00	Sale of Acquired Property		Added and Omitted Taxes	34,673.15
PUBLIC SAFETY		Other Miscellaneous Revenues	350,057.94	Total Taxes Levied - ABSTRACT	6,618,935.51
Fire Protection	53,920.00	Total	7,636,550.69	Total Taxes Billed	6,620,090.95
Police Protection	610,696.00	Prior Years Surplus Appropriated	125,000.00	1981 TAXES COLLECTED	6,415,682.57
Civil Defense & Disaster Control	13,473.00	REVENUES TOTAL	7,761,550.69	1981 Taxes Cancelled, Abated or Adjusted	28,992.72
Environmental Inspection & Control	21,339.00	Reserve For Uncollected Taxes	172,000.00	Transfer to Tax Title Liens or Foreclosed	7,356.40
Other Public Safety		CAPITAL OUTLAY TOTAL	390,413.51	Balance Outstanding Dec. 31, 1981	168,059.26
PUBLIC WORKS				PRIOR YEARS TAXES OUTSTANDING	
Streets and Drainage	199,726.00	Public Enterprises	382,711.47	Balance January 1, 1981	241,072.19
Sewers and Sewage Processing	136,465.76	Recreation—Culture		Collected in 1981	151,951.88
Garbage and Trash Disposal	280,925.34	Public Works	93.75	Cancelled, Abated or Adjusted 1981	27,305.37
Public Buildings and Grounds	44,292.00	Buildings and Grounds	7,608.69	Transfers to Tax Title Liens or Foreclosed	424.44
Other Public Works	35,234.00	Library and Education		Balance December 31, 1981	61,390.50
HEALTH and WELFARE		Conservation		TAX TITLE LIENS OUTSTANDING	
Health Services Except Environmental	30,655.00	All Other		Balance January 1, 1981	27,996.92
Welfare-Public Assistance	636.00	CAPITAL DEBT AUTHORIZED, DECEMBER 31, 1981		Transfer From Taxes	7,834.94
Hospitals, Clinics, First Aid		ISSUED AND UNISSUED		Redeemed in 1981	
Animal, Insect, & Rodent Control	6,688.00	GROSS DEBT		Cancelled, Abated or Adjusted (1981)	
Other Welfare Services		School	1,301,000	Transfers to Foreclosed Property	
RECREATION and CONSERVATION		Self-Liquidating	1,387,405	Balance December 31, 1981	35,831.86
Beaches and Boardwalks		Other	5,353,416	PROPERTY ACQUIRED BY DEED OR FORECLOSURE	
Parks, Playgrounds, Shade Trees	6,058.00	Total	8,041,821	Balance January 1, 1981	26,700.00
Land Reclamation & Conservation		ISSUED AND OUTSTANDING		Transfers From Taxes or Liens	
Other Recreational Services	13,340.00	School	1,301,000.00	Sole for Cosh (1981)	
EDUCATION (excluding schools)		Self-Liquidating	1,036,000.00	Cancelled, Abated or Adjusted (1981)	
Libraries	75,483.00	Other	5,182,500.00	Balance December 31, 1981	26,700.00
Other Educational Services	1,550.00	Total	7,519,500.00	CURRENT FINANCES DECEMBER 31, 1981	
STATUTORY EXPENDITURES		EQUALIZED VALUATION BASIS FOR NET DEBT COMPUTATION	225,299,679	ASSETS	
Pensions & F. I. C. A.	147,590.00	REAL PROPERTY VALUATIONS		Cash Dec. 31, 1981	310,178.39
Employee Fringe Benefits	49,478.00	Code Class # of Parcels % VAL'N		Taxes Receivable	229,449.76
Other Statutory Expenditures	9,350.00	1 Vacant Land 156 2.37		Tax Title Liens	35,831.86
CETA And Other Public Employment Programs		2 Residential 2300 85.36		Foreclosed Property	26,700.00
MUNICIPAL FUNCTIONS		3 Farm 3 .01		Emergencies & Other Deferred Charges	7,200.00
CAPITAL IMPROVEMENTS		4a Commercial 77 7.78		State and Federal Aid Receivable	700.00
DEBT SERVICE		4b Industrial 10 1.64		Other Receivables	
Principal Payments	217,640.00	4c Apartments 9 2.84		Total	610,060.01
Interest Payments	298,710.63	Total 2555		LIABILITIES, RESERVES, AND SURPLUS	
DEFERRED CHARGES		Land Area 2.58 Sq. Miles		Cash Liabilities	119,977.47
SCHOOL, COUNTY, SPECIAL DISTRICT TAXES	4,864,633.47	Net Valuation Taxable-Municipal	189,781,493	Reserves for Receivables	291,981.62
RESERVE FOR UNCOLLECTED TAXES	172,000.00	Net Valuation Taxable-County	230,272,452	Surplus Dec. 31, 1981	198,100.92
EXPENDITURES TOTAL	7,793,692.20	State Equalized Valuation	252,165,219	Total	610,060.01
		State Equalization Ratio	75.14		

Population 1980 49,868
 Population 1981 50,206
 S & P Rating AAA
 Moody Rating A-1

General Tax Rate Per \$100.

4.90

State Equalized Tax Rate

2.14

PARSIPPANY-TROY HILLS TOWNSHIP**Form of Government:****MORRIS COUNTY****Mayor-Council Plan E (OMCL 50)****Number of Members on Governing Body - 5**

PER CAPITA:

Gross Debt 1,687.47

Net Debt 531.84

Debt Service 15.71

Total Tax Levy 653.71

Municipal Expenditures 226.45

PER CENT:

Gross Debt 6.85

Net Debt 2.16

Tax Levy Collected 98.37

Tax Levy Cancelled, Abated

or Adjusted .13

EXPENDITURES		REVENUES-REALIZED		1981 PROPERTY TAX	
GENERAL GOVERNMENT				STATE EQUALIZED TAX RATE	
Governing Body & Public Boards		1981 Property Taxes Collected	31,940,342.99	Local District School Taxes	1.47
Municipal Clerk		1981 Payments in Lieu of Taxes		Regional & Consolidated School Tax	
Financial Administration	325,429.00	Delinquent Tax & Lien Collections	326,682.42	School Taxes in Municipal Budget	
Assessment of Taxes	300,000.00	Business Personalty Replacement Taxes	487,665.84	County Taxes	.37
Collection of Taxes		Taxes from Public Utilities	1,737,313.00	County Library Taxes	.01
Planning, Housing & Development	147,028.00	Other Miscellaneous Tax Revenues	1,475,768.38	Local Municipal Purpose Taxes	.29
Human Resources	18,827.00	State Aid Revenues	590,087.71	Veteran & Senior Citizen Taxes	
Elections	17,650.00	Federal Aid Revenues	106,757.18	Total Taxes for Rate Computation	2.14
Other Administration (other)	1,058,461.11	State and Local Fiscal Assistance Act Utilized	422,278.00	Special District Taxes	
JUDICIARY		Sale of Acquired Property		Bank Corp. Taxes	31,843.58
Municipal Courts	64,086.00	Other Miscellaneous Revenues	1,261,831.33	Added and Omitted Taxes	550,545.81
PUBLIC SAFETY		Total	38,352,750.85	Total Taxes Levied - ABSTRACT	32,820,023.76
Fire Protection	78,403.00	Prior Years Surplus Appropriated	2,144,847.34	Total Taxes Billed	32,469,441.00
Police Protection	3,072,227.49	REVENUES TOTAL	40,457,558.19	1981 TAXES COLLECTED	31,940,342.99
Civil Defense & Disaster Control	22,800.00	Reserve For Uncollected Taxes	772,639.10	1981 Taxes Cancelled, Abated or Adjusted	42,925.64
Environmental Inspection & Control	381,743.50	CAPITAL OUTLAY TOTAL	7,261,310.48	Transfer to Tax Title Liens or Foreclosed	57,125.87
Other Public Safety				Balance Outstanding Dec. 31, 1981	429,046.50
PUBLIC WORKS				PRIOR YEARS TAXES OUTSTANDING	
Streets and Drainage	420,096.62	Public Enterprises	1,671,434.28	Balance January 1, 1981	310,665.80
Sewers and Sewage Processing		Recreation—Culture	107,526.31	Collected in 1981	299,984.03
Garbage and Trash Disposal		Public Works	3,638,870.62	Cancelled, Abated or Adjusted 1981	
Public Buildings and Grounds	50,063.48	Buildings and Grounds	1,805,431.82	Transfers to Tax Title Liens or Foreclosed	10,208.02
Other Public Works	816,515.10	Library and Education	38,047.45	Balance December 31, 1981	473.75
HEALTH and WELFARE		Conservation		TAX TITLE LIENS OUTSTANDING	
Health Services Except Environmental	163,970.00	All Other		Balance January 1, 1981	175,442.03
Welfare-Public Assistance	74,837.00	CAPITAL DEBT AUTHORIZED, DECEMBER 31, 1981		Transfer From Taxes	69,277.21
Hospitals, Clinics, First Aid	3,500.00	ISSUED AND UNISSUED		Redeemed in 1981	26,658.39
Animal, Insect, & Rodent Control	39,722.00	School	4,214,000	Cancelled, Abated or Adjusted (1981)	
Other Welfare Services		Self-liquidating	54,799,378	Transfers to Foreclosed Property	
RECREATION and CONSERVATION		Other	25,707,572	Balance December 31, 1981	218,020.85
Beaches and Boardwalks		Total	84,720,951	PROPERTY ACQUIRED BY DEED OR FORECLOSURE	
Parks, Playgrounds, Shade Trees	565,244.53	ISSUED AND OUTSTANDING		Balance January 1, 1981	1,305,600.00
Land Reclamation & Conservation		School	4,214,000.00	Transfers From Taxes or Liens	
Other Recreational Services	14,500.00	Self-Liquidating	45,097,000.00	Sale for Cash (1981)	
EDUCATION (excluding schools)		Other	21,101,000.00	Cancelled, Abated or Adjusted (1981)	
Libraries	549,480.00	Total	70,412,000.00	Balance December 31, 1981	1,305,600.00
Other Educational Services		EQUALIZED VALUATION BASIS		CURRENT FINANCES DECEMBER 31, 1981	
STATUTORY EXPENDITURES		FOR NET DEBT COMPUTATION	1,236,180,701	ASSETS	
Pensions & F. I. C. A.	626,419.23	REAL PROPERTY VALUATIONS		Cash Dec. 31, 1981	3,452,028.21
Employee Fringe Benefits		Code Class # of Parcels % VAL'N		Taxes Receivable	429,520.25
Other Statutory Expenditures	12,500.00	1 Vacant Land 682 4.37	26,385,200.00	Tax Title Liens	218,020.85
CETA And Other Public Employment Programs	103,155.57	2 Residential 10174 54.08	326,453,000.00	Foreclosed Property	1,305,600.00
MUNICIPAL FUNCTIONS	8,950,656.63	3 Farm 13 .05	295,550.00	Emergencies & Other Deferred Charges	300,000.00
CAPITAL IMPROVEMENTS	*MEMO*	4a Commercial 312 20.07	121,185,200.00	State and Federal Aid Receivable	34,914.10
DEBT SERVICE		4b Industrial 50 7.37	44,479,500.00	Other Receivables	59,237.74
Principal Payments	225,000.00	4c Apartments 45 14.07	84,521,900.00	Total	5,839,321.15
Interest Payments	563,902.50	Total	603,760,350.00	LIABILITIES, RESERVES, AND SURPLUS	
DEFERRED CHARGES	856,842.84	Land Area 24.30 Sq. Miles		Cash Liabilities	1,378,847.10
SCHOOL, COUNTY, SPECIAL DISTRICT TAXES	27,792,070.37	Net Valuation Taxable-Municipal	608,708,149	Reserves for Receivables	2,052,378.84
RESERVE FOR UNCOLLECTED TAXES	772,639.10	Net Valuation Taxable-County	1,533,891,770	Surplus Dec. 31, 1981	2,408,095.21
EXPENDITURES	TOTAL	State Equalized Valuation	1,386,573,117	Total	5,839,321.15
		State Equalization Ratio	43.69		

Population 1980 52,463
Population 1981 52,920
S & P Rating
Moody Rating BAA

General Tax Rate Per \$100. 6.45
State Equalized Tax Rate 3.99

PASSAIC CITY - PASSAIC COUNTY

Form of Government:

Mayor-Council Plan B (OMCL 50)

Number of Members on Governing Body - 7

PER CAPITA:

Gross Debt 318.63
Net Debt 77.12
Debt Service 8.79
Total Tax Levy 334.74
Municipal Expenditures 363.77

PER CENT:

Gross Debt 4.24
Net Debt 1.03
Tax Levy Collected 95.28
Tax Levy Cancelled, Abated or Adjusted .43

EXPENDITURES		REVENUES-REALIZED		1981 PROPERTY TAX	
GENERAL GOVERNMENT				STATE EQUALIZED TAX RATE 1.46	
Governing Body & Public Boards	74,645.00	1981 Property Taxes Collected	16,832,272.51	Local District School Taxes	6,454,280.77
Municipal Clerk	102,860.00	1981 Payments in Lieu of Taxes	88,621.24	Regional & Consolidated School Tax	
Financial Administration	189,162.00	Delinquent Tax & Lien Collections	522,048.25	School Taxes in Municipal Budget	.01 25,686.50
Assessment of Taxes	90,431.00	Business Personalty Replacement Taxes	2,280,206.84	County Taxes	.65 2,653,608.73
Collection of Taxes	95,387.00	Taxes from Public Utilities	1,846,332.99	County Library Taxes	
Planning, Housing & Development	324,519.00	Other Miscellaneous Tax Revenues		Local Municipal Purpose Taxes	1.88 8,282,072.75
Human Resources	1,225,125.00	State Aid Revenues	3,068,345.84	Veteran & Senior Citizen Taxes	189,490.00
Elections	30,100.00	Federal Aid Revenues	599,603.49	Total Taxes for Rate Computation	4.00 17,805,138.75
General Administration (other)	2,130,630.00	State and Local Fiscal Assistance Act Utilized	529,558.82	Special District Taxes	
JUDICIARY		Sale of Acquired Property		Bank Corp. Taxes	58,782.51
Municipal Courts	166,600.00	Other Miscellaneous Revenues	1,121,430.51	Added and Omitted Taxes	
PUBLIC SAFETY		Total	27,688,460.89	Total Taxes Levied - ABSTRACT	17,714,431.66
Fire Protection	2,915,850.64	Prior Years Surplus Appropriated		Total Taxes Billed	17,666,378.26
Police Protection	3,485,605.28	REVENUES TOTAL	27,688,460.89	1981 TAXES COLLECTED	16,832,272.51
Civil Defense & Disaster Control	10,571.00	Reserve For Uncollected Taxes	986,515.17	1981 Taxes Cancelled, Abated or Adjusted	76,420.19
Environmental Inspection & Control	207,196.00	CAPITAL OUTLAY TOTAL	724,566.34	Transfer to Tax Title Liens or Foreclosed	80,566.90
Other Public Safety				Balance Outstanding Dec. 31, 1981	677,118.26
PUBLIC WORKS				PRIOR YEARS TAXES OUTSTANDING	
Streets and Drainage	972,725.00	Public Enterprises		Balance January 1, 1981	563,758.40
Sewers and Sewage Processing		Recreation—Culture		Collected in 1981	459,188.71
Garbage and Trash Disposal		Public Works	724,566.34	Cancelled, Abated or Adjusted 1981	15,425.53
Public Buildings and Grounds		Buildings and Grounds		Transfers to Tax Title Liens or Foreclosed	56,306.86
Other Public Works	20,000.00	Library and Education		Balance December 31, 1981	12,837.30
HEALTH and WELFARE		Conservation		TAX TITLE LIENS OUTSTANDING	
Health Services Except Environmental	633,162.95	All Other		Balance January 1, 1981	31,099.61
Welfare-Public Assistance	139,450.00	CAPITAL DEBT AUTHORIZED, DECEMBER 31, 1981		Transfer From Taxes	148,462.54
Hospitals, Clinics, First Aid		ISSUED AND UNISSUED GROSS DEBT		Redeemed in 1981	22,859.54
Animal, Insect, & Rodent Control	30,835.00	School	10,826,000	Cancelled, Abated or Adjusted (1981)	27,123.86
Other Welfare Services		Self-liquidating	1,955,000	Transfers to Foreclosed Property	
RECREATION and CONSERVATION		Other	4,081,000	Balance December 31, 1981	129,578.75
Beaches and Boardwalks		Total	16,862,000	PROPERTY ACQUIRED BY DEED OR FORECLOSURE	
Parks, Playgrounds, Shade Trees	298,748.13	ISSUED AND OUTSTANDING		Balance January 1, 1981	726,425.00
Land Reclamation & Conservation		School	10,826,000.00	Transfers From Taxes or Liens	27,123.86
Other Recreational Services	177,300.00	Self-Liquidating	1,955,000.00	Sale for Cash (1981)	
EDUCATION (excluding schools)		Other	3,039,000.00	Cancelled, Abated or Adjusted (1981)	2,118.82
Libraries	560,000.00	Total	15,820,000.00	Balance December 31, 1981	751,430.04
Other Educational Services	500.00	EQUALIZED VALUATION BASIS		CURRENT FINANCES DECEMBER 31, 1981	
STATUTORY EXPENDITURES		FOR NET DEBT COMPUTATION	357,670.594	ASSETS	
Pensions & F. I. C. A.	2,246,078.92	REAL PROPERTY VALUATIONS		Cash Dec. 31, 1981	3,302,964.46
Employee Fringe Benefits		Code Class # of Parcels % VAL'N		Taxes Receivable	689,555.56
Other Statutory Expenditures	100,000.00	1 Vacant Land 284 .69	1,754,000.00	Tax Title Liens	129,578.75
CETA And Other Public Employment Programs	756,199.00	2 Residential 5335 44.18	114,949,300.00	Foreclosed Property	751,430.04
MUNICIPAL FUNCTIONS TOTAL	17,025,680.92	3 Farm		Emergencies & Other Deferred Charges	2,539,925.31
CAPITAL IMPROVEMENTS *MEMO*		4a Commercial 1407 25.45	66,227,500.00	State and Federal Aid Receivable	15,003.78
DEBT SERVICE		4b Industrial 134 12.17	31,678,300.00	Other Receivables	2,256,323.27
Principal Payments	320,000.00	4c Apartments 406 17.50	45,542,400.00	Total	10,085,185.17
Interest Payments	145,304.50	Total	260,191,500.00	LIABILITIES, RESERVES, AND SURPLUS	
TYPE I SCHL DEBT *MEMO	230,088.50	Land Area 3.20 Sq. Miles		Cash Liabilities	5,607,124.50
DEFERRED CHARGES	773,268.36	Net Valuation Taxable-Municipal	273,376,672	Reserves for Receivables	3,787,610.38
SCHOOL, COUNTY, SPECIAL DISTRICT TAXES	9,333,570.00	Net Valuation Taxable-County	455,262,334	Surplus Dec. 31, 1981	650,450.29
RESERVE FOR UNCOLLECTED TAXES	586,515.17	State Equalized Valuation	433,710,252	Total	10,085,185.17
EXPENDITURES TOTAL	28,564,344.95	State Equalization Ratio	61.51		

Population 1980 **7,275**
 Population 1981 **7,374**
 S & P Rating **AA**
 Moody Rating **A**

General Tax Rate Per \$100. **6.35**
 State Equalized Tax Rate **2.12**

PASSAIC TOWNSHIP - MORRIS COUNTY

Form of Government:

Township Committee

Number of Members on Governing Body - 5

PER CAPITA:

Gross Debt **874.00**
 Net Debt **716.64**
 Debt Service **92.81**
 Total Tax Levy **744.91**
 Municipal Expenditures **411.46**

PER CENT:

Gross Debt **2.91**
 Net Debt **2.38**
 Tax Levy Collected **97.04**
 Tax Levy Cancelled, Abated or Adjusted **.07**

EXPENDITURES		REVENUES-REALIZED		1981 PROPERTY TAX	
GENERAL GOVERNMENT				STATE EQUALIZED TAX RATE	
Governing Body & Public Boards		1981 Property Taxes Collected	5,332,386.19	Local District School Taxes	.86
Municipal Clerk		1981 Payments in Lieu of Taxes		Regional & Consolidated School Tax	.47
Financial Administration	26,372.00	Delinquent Tax & Lien Collections	172,374.29	School Taxes in Municipal Budget	
Assessment of Taxes	15,340.00	Business Personalty Replacement Taxes	107,170.96	County Taxes	.36
Collection of Taxes	31,790.00	Taxes from Public Utilities	947,013.00	County Library Taxes	
Planning, Housing & Development	35,007.00	Other Miscellaneous Tax Revenues		Local Municipal Purpose Taxes	.43
Human Resources		State Aid Revenues	65,128.09	Veteran & Senior Citizen Taxes	
Elections		Federal Aid Revenues		Total Taxes for Rate Computation	2.12
General Administration (other)	258,183.00	State and Local Fiscal Assistance Act Utilized	67,568.00	Special District Taxes	
JUDICIARY		Sale of Acquired Property		Bank Corp. Taxes	4,126.39
Municipal Courts	14,536.00	Other Miscellaneous Revenues	611,805.95	Added and Omitted Taxes	68,002.93
PUBLIC SAFETY		Total	7,503,846.48	Total Taxes Levied - ABSTRACT	5,492,943.61
Fire Protection	87,725.00	Prior Years Surplus Appropriated	528,852.79	Total Taxes Billed	5,454,925.82
Police Protection	492,593.00	REVENUES TOTAL	8,032,739.27	1981 TAXES COLLECTED	5,332,386.19
Civil Defense & Disaster Control	1,800.00	Reserve For Uncollected Taxes	286,058.44	1981 Taxes Cancelled, Abated or Adjusted	3,638.03
Environmental Inspection & Control	22,909.00	CAPITAL OUTLAY TOTAL	178,764.70	Transfer to Tax Title Liens or Foreclosed	1,979.62
Other Public Safety		Public Enterprises		Balance Outstanding Dec. 31, 1981	156,921.98
PUBLIC WORKS		Recreation—Culture	7,657.37	PRIOR YEARS TAXES OUTSTANDING	
Streets and Drainage	342,933.00	Public Works	171,031.35	Balance January 1, 1981	175,581.92
Sewers and Sewage Processing	158,225.21	Buildings and Grounds		Collected in 1981	160,447.12
Garbage and Trash Disposal	180,612.00	Library and Education	35.98	Cancelled, Abated or Adjusted 1981	11,005.22
Public Buildings and Grounds	28,814.20	Conservation		Transfers to Tax Title Liens or Foreclosed	1,856.62
Other Public Works	65,062.79	All Other		Balance December 31, 1981	2,268.56
HEALTH and WELFARE		CAPITAL DEBT AUTHORIZED, DECEMBER 31, 1981		TAX TITLE LIENS OUTSTANDING	
Health Services Except Environmental	20,021.00	ISSUED AND UNISSUED		Balance January 1, 1981	12,248.24
Welfare-Public Assistance	3,485.00	School	1,160,408	Transfer From Taxes	4,106.76
Hospitals, Clinics, First Aid		Self-liquidating		Redeemed in 1981	11,927.17
Animal, Insect, & Radent Control	4,922.00	Other	5,284,467	Cancelled, Abated or Adjusted (1981)	230.03
Other Welfare Services		Total	6,444,875	Transfers to Foreclosed Property	
RECREATION and CONSERVATION		ISSUED AND OUTSTANDING		Balance December 31, 1981	4,197.80
Beaches and Boardwalks		School	1,160,408.44	PROPERTY ACQUIRED BY DEED OR FORECLOSURE	
Parks, Playgrounds, Shade Trees	5,700.00	Self-Liquidating		Balance January 1, 1981	248,250.00
Land Reclamation & Conservation	2,800.00	Other	4,867,900.00	Transfers From Taxes or Liens	
Other Recreational Services	23,930.00	Total	6,028,308.44	Sale for Cash (1981)	
EDUCATION (excluding schools)		EQUALIZED VALUATION BASIS		Cancelled, Abated or Adjusted (1981)	
Libraries	50,000.00	FOR NET DEBT COMPUTATION	221,798,316	Balance December 31, 1981	248,250.00
Other Educational Services	250.00	REAL PROPERTY VALUATIONS		CURRENT FINANCES DECEMBER 31, 1981	
STATUTORY EXPENDITURES		Code Class # of Parcels % VAL'N		ASSETS	
Pensions & F. I. C. A.	131,100.00	1 Vacant Land 576 4.82	4,076,440.00	Cash Dec. 31, 1981	1,102,435.36
Employee Fringe Benefits	38,500.00	2 Residential 2175 81.08	68,551,465.00	Taxes Receivable	159,190.94
Other Statutory Expenditures	4,500.00	3 Farm 40 1.00	849,175.00	Tax Title Liens	4,197.80
CETA And Other Public Employment Programs		4a Commercial 102 10.77	9,106,565.00	Foreclosed Property	248,250.00
MUNICIPAL FUNCTIONS		4b Industrial 17 2.33	1,967,925.00	Emergencies & Other Deferred Charges	821.44
CAPITAL IMPROVEMENTS	*MEMO*	4c Apartments		State and Federal Aid Receivable	820.78
DEBT SERVICE		Total 2910	84,551,570.00	Other Receivables	37,983.25
Principal Payments	180,600.00	Land Area 12.50 Sq. Miles		Total	1,553,703.57
Interest Payments	503,772.62	Net Valuation Taxable-Municipal	85,463,318	LIABILITIES, RESERVES, AND SURPLUS	
DEFERRED CHARGES		Net Valuation Taxable-County	272,895,286	Cash Liabilities	192,317.66
SCHOOL, COUNTY, SPECIAL DISTRICT TAXES	4,319,205.30	State Equalized Valuation	254,215,210	Reserves for Receivables	443,151.59
RESERVE FOR UNCOLLECTED TAXES	286,098.44	State Equalization Ratio	33.38	Surplus Dec. 31, 1981	918,233.92
EXPENDITURES	TOTAL			Total	1,553,703.57

Population 1980 137,970
Population 1981 137,519
S & P Rating BBB
Moody Rating BAA-1

General Tax Rate Per \$100. 6.23
State Equalized Tax Rate 3.57

PATERSON CITY - PASSAIC COUNTY

Form of Government:

Mayor-Council Plan D (OMCL 50)

Number of Members on Governing Body - 9

PER CAPITA:

Gross Debt 607.70
Net Debt 227.18
Debt Service 63.22
Total Tax Levy 284.39
Municipal Expenditures 490.59

PER CENT:

Gross Debt 8.50
Net Debt 3.18
Tax Levy Collected 92.18
Tax Levy Cancelled, Abated or Adjusted .08

EXPENDITURES		REVENUES-REALIZED		1981 PROPERTY TAX	
GENERAL GOVERNMENT				STATE EQUALIZED TAX RATE →	
Governing Body & Public Boards	356,822.45	1981 Property Taxes Collected	35,943,357.93	Local District School Taxes 1.26	13,726,561.50
Municipal Clerk	64,207.23	1981 Payments in Lieu of Taxes	775,356.16	Regional & Consolidated School Tax	
Financial Administration	217,139.79	Delinquent Tax & Lien Collections	1,556,518.08	School Taxes in Municipal Budget .13	1,438,990.75
Assessment of Taxes	234,846.86	Business Personalty Replacement Taxes	2,698,544.20	County Taxes .65	7,140,508.95
Collection of Taxes	179,683.69	Taxes from Public Utilities	5,985,423.50	County Library Taxes	
Planning, Housing & Development	345,207.23	Other Miscellaneous Tax Revenues	60,800.00	Local Municipal Purpose Taxes 1.52	16,579,013.06
Human Resources	1,205,465.95	State Aid Revenues	14,777,385.52	Veteron & Senior Citizen Taxes	664,650.00
Elections	32,698.39	Federal Aid Revenues	7,117,855.35	Total Taxes for Rate Computation 3.56	39,549,724.26
General Administration (other)	6,696,396.15	State and Local Fiscal Assistance Act Utilized	2,462,300.00	Special District Taxes	
JUDICIARY		Sole of Acquired Property	88,733.74	Bank Corp. Taxes	116,863.51
Municipal Courts	340,964.81	Other Miscellaneous Revenues	8,653,454.37	Added and Omitted Taxes	107,403.49
PUBLIC SAFETY		Total	80,119,772.85	Total Taxes Levied - ABSTRACT	39,109,341.26
Fire Protection	8,909,395.96	Prior Years Surplus Appropriated		Total Taxes Billed	38,994,137.67
Police Protection	9,953,128.45	REVENUES TOTAL	80,119,772.85	1981 TAXES COLLECTED	35,943,357.93
Civil Defense & Disaster Control		Reserve For Uncollected Taxes	2,721,958.74	1981 Taxes Cancelled, Abated or Adjusted	31,552.36
Environmental Inspection & Control	434,058.18	CAPITAL OUTLAY TOTAL	21,738,230.34	Transfer to Tax Title Liens or Foreclosed	527,560.24
Other Public Safety		Public Enterprises		Balance Outstanding Dec. 31, 1981	2,491,667.14
PUBLIC WORKS		Recreation—Culture	64,457.09	PRIOR YEARS TAXES OUTSTANDING	
Streets and Drainage	2,490,277.76	Public Works	13,855,543.13	Balance January 1, 1981	2,638,863.23
Sewers and Sewage Processing	3,932,113.63	Buildings and Grounds	4,896,667.37	Collected in 1981	1,333,615.65
Gorbage and Trash Disposal	2,221,908.00	Library and Education	2,921,562.75	Cancelled, Abated or Adjusted 1981	240,177.72
Public Buildings and Grounds	1,061,780.47	Conservation		Transfers to Tax Title Liens or Foreclosed	44,237.52
Other Public Works		All Other		Balance December 31, 1981	1,020,832.34
HEALTH and WELFARE		CAPITAL DEBT AUTHORIZED, DECEMBER 31, 1981		TAX TITLE LIENS OUTSTANDING	
Health Services Except Environmental	2,677,915.15	ISSUED AND UNISSUED		Balance January 1, 1981	2,145,619.66
Welfare-Public Assistance	375,426.88	SCHOOL GROSS DEBT	37,296,000	Transfer From Taxes	613,639.40
Hospitals, Clinics, First Aid	42,750.00	Self-liquidating	4,328,000	Redeemed in 1981	222,902.43
Animal, Insect, & Rodent Control	40,650.00	Other	41,946,000	Cancelled, Abated or Adjusted (1981)	24,421.21
Other Welfare Services		Total	83,570,000	Transfers to Foreclosed Property	177,456.04
RECREATION and CONSERVATION		ISSUED AND OUTSTANDING		Balance December 31, 1981	2,334,479.38
Beaches and Boardwalks		SCHOOL	37,296,000.00	PROPERTY ACQUIRED BY DEED OR FORECLOSURE	
Parks, Playgrounds, Shade Trees	455,647.52	Self-Liquidating	4,328,000.00	Balance January 1, 1981	1,781,328.42
Land Reclamation & Conservation		Other	22,174,000.00	Transfers From Taxes or Liens	151,291.58
Other Recreational Services	262,892.36	Total	63,798,000.00	Sale for Cash (1981)	308,233.74
EDUCATION (excluding schools)		EQUALIZED VALUATION BASIS FOR NET DEBT COMPUTATION	582,806,693	Cancelled, Abated or Adjusted (1981)	1,313,286.26
Libraries	646,000.00	REAL PROPERTY VALUATIONS		Balance December 31, 1981	311,100.00
Other Educational Services	107,792.66	Code Class # of Parcels % VAL'N		CURRENT FINANCES DECEMBER 31, 1981	
STATUTORY EXPENDITURES		1 Vacant Land 2027 1.56	9,455,340.00	ASSETS	
Pensions & F. I. C. A.	5,085,206.28	2 Residential 17310 58.66	354,571,850.00	Cash Dec. 31, 1981	1,164,703.20
Employee Fringe Benefits		3 Farm		Taxes Receivable	3,512,499.48
Other Statutory Expenditures	93,000.00	4a Commercial 2513 19.94	120,513,770.00	Tax Title Liens	2,334,479.38
CETA And Other Public Employment Programs	7,330,377.35	4b Industrial 477 11.13	67,296,600.00	Foreclosed Property	311,100.00
MUNICIPAL FUNCTIONS TOTAL	55,797,753.20	4c Apartments 510 8.70	52,590,600.00	Emergencies & Other Deferred Charges	6,416,028.84
CAPITAL IMPROVEMENTS *MEMO*	1,023,000.00	Total 22837	604,428,100.00	State and Federal Aid Receivable	4,191,704.72
DEBT SERVICE		Land Area 8.44 Sq. Miles		Other Receivables	2,180,553.98
Principal Payments	3,081,000.00	Net Valuation Taxable-Municipal	624,247,545	Total	20,111,129.60
Interest Payments	5,612,939.80	Net Valuation Taxable-County	1,089,495,889	LIABILITIES, RESERVES, AND SURPLUS	
TYPE 1 SCHL DEBT *MEMO	4,745,334.96	State Equalized Valuation	1,076,140,009	Cash Liabilities	11,161,454.02
DEFERRED CHARGES	251,546.72	State Equalization Ratio	57.26	Reserves for Receivables	8,338,632.84
SCHOOL, COUNTY, SPECIAL DISTRICT TAXES	22,306,061.20			Surplus Dec. 31, 1981	611,042.74
RESERVE FOR UNCOLLECTED TAXES	2,721,958.74			Total	20,111,129.60
EXPENDITURES TOTAL	89,771,299.66				

Population 1980 6,944
 Population 1981 6,969
 S & P Rating
 Moody Rating

General Tax Rate Per \$100.

2.80

State Equalized Tax Rate

2.52

PAULSBORO BOROUGH - GLOUCESTER CO.**Form of Government:****Borough Council****Number of Members on Governing Body - 6****PER CAPITAL:**

Gross Debt 261.21
 Net Debt 135.07
 Debt Service 3.65
 Total Tax Levy 379.35
 Municipal Expenditures 236.89

PER CENT:

Gross Debt 1.84
 Net Debt .95
 Tax Levy Collected 93.77
 Tax Levy Cancelled, Abated or Adjusted .12

EXPENDITURES		REVENUES-REALIZED		1981 PROPERTY TAX	
GENERAL GOVERNMENT				STATE EQUALIZED TAX RATE →	
Governing Body & Public Boards	7,500.00	1981 Property Taxes Collected	2,472,784.53	Local District School Taxes 1.21	1,265,165.98
Municipal Clerk	17,315.00	1981 Payments in Lieu of Taxes		Regional & Consolidated School Tax	
Financial Administration	32,655.00	Delinquent Tax & Lien Collections	145,833.37	School Taxes in Municipal Budget	
Assessment of Taxes	11,870.00	Business Personalty Replacement Taxes	122,361.64	County Taxes .64	667,158.83
Collection of Taxes	14,900.00	Taxes from Public Utilities	187,309.00	County Library Taxes	
Planning, Housing & Development	6,310.00	Other Miscellaneous Tax Revenues	40,000.00	Local Municipal Purpose Taxes .67	697,105.53
Human Resources	50.00	State Aid Revenues	110,609.73	Veteran & Senior Citizen Taxes	88,350.00
Elections	2,400.00	Federal Aid Revenues	26,212.28	Total Taxes for Rate Computation 2.52	2,717,780.34
General Administration (other)	184,935.65	State and Local Fiscal Assistance Act Utilized	109,962.12	Special District Taxes	
JUDICIARY		Sale of Acquired Property		Bank Corp. Taxes	6,659.11
Municipal Courts	14,586.00	Other Miscellaneous Revenues	280,042.49	Added and Omitted Taxes	7,566.78
PUBLIC SAFETY		Total	3,495,115.16	Total Taxes Levied - ABSTRACT	2,643,656.23
Fire Protection	36,500.00	Prior Years Surplus Appropriated	213,654.05	Total Taxes Billed	2,636,997.12
Police Protection	454,152.23	REVENUES TOTAL	3,708,809.21	1981 TAXES COLLECTED	2,472,784.53
Civil Defense & Disaster Control	125.00	Reserve For Uncollected Taxes	214,659.00	1981 Taxes Cancelled, Abated or Adjusted	3,135.50
Environmental Inspection & Control	36,508.00			Transfer to Tax Title Liens or Foreclosed	27,126.16
Other Public Safety		CAPITAL OUTLAY TOTAL	69,224.29	Balance Outstanding Dec. 31, 1981	133,950.93
PUBLIC WORKS				PRIOR YEARS TAXES OUTSTANDING	
Streets and Drainage	224,762.48	Public Enterprises	7,162.77	Balance January 1, 1981	147,612.57
Sewers and Sewage Processing		Recreation—Culture	150.00	Collected in 1981	127,634.23
Garbage and Trash Disposal	91,000.00	Public Works	54,815.21	Cancelled, Abated or Adjusted 1981	
Public Buildings and Grounds	7,000.00	Buildings and Grounds	7,056.31	Transfers to Tax Title Liens or Foreclosed	10,549.12
Other Public Works	24,038.62	Library and Education		Balance December 31, 1981	9,429.62
HEALTH and WELFARE		Conservation		TAX TITLE LIENS OUTSTANDING	
Health Services Except Environmental	2,650.00	All Other		Balance January 1, 1981	93,634.50
Welfare-Public Assistance	11,420.00			Transfer From Taxes	39,043.01
Hospitals, Clinics, First Aid		CAPITAL DEBT AUTHORIZED, DECEMBER 31, 1981		Redeemed in 1981	18,199.14
Animal, Insect, & Rodent Control	3,200.00	ISSUED AND UNISSUED		Cancelled, Abated or Adjusted (1981)	972.19
Other Welfare Services		School	650,000	Transfers to Foreclosed Property	
RECREATION and CONSERVATION		Self-liquidating	452,000	Balance December 31, 1981	113,506.18
Beaches and Boardwalks		Other	718,351	PROPERTY ACQUIRED BY DEED OR FORECLOSURE	
Parks, Playgrounds, Shade Trees	14,849.65	Total	1,820,351	Balance January 1, 1981	318,800.00
Land Reclamation & Conservation	500.00			Transfers From Taxes or Liens	
Other Recreational Services	16,436.00	ISSUED AND OUTSTANDING		Sale for Cash (1981)	
EDUCATION (excluding schools)		School	650,000.00	Cancelled, Abated or Adjusted (1981)	
Libraries	16,299.50	Self-liquidating	300,000.00	Balance December 31, 1981	318,800.00
Other Educational Services		Other	592,551.77	CURRENT FINANCES DECEMBER 31, 1981	
STATUTORY EXPENDITURES		Total	1,542,551.77	ASSETS	
Pensions & F. I. C. A.	100,965.00	EQUALIZED VALUATION BASIS		Cash Dec. 31, 1981	948,977.67
Employee Fringe Benefits	40,700.00	FOR NET DEBT COMPUTATION	98,800,660	Taxes Receivable	143,380.55
Other Statutory Expenditures	5,000.00	REAL PROPERTY VALUATIONS		Tax Title Liens	113,506.18
CETA And Other Public Employment Programs	18,325.00	Code Class # of Parcels % VAL'N	ASSESSED VALUATION	Foreclosed Property	318,800.00
MUNICIPAL FUNCTIONS TOTAL	1,396,953.13	1 Vacant Land 281 2.32	2,132,800.00	Emergencies & Other Deferred Charges	10,885.16
CAPITAL IMPROVEMENTS *MEMO*		2 Residential 1914 48.29	44,475,400.00	State and Federal Aid Receivable	40,000.00
DEBT SERVICE		3 Farm		Other Receivables	36,332.70
Principal Payments	2,448.22	4a Commercial 168 43.04	39,638,200.00	Total	1,611,882.26
Interest Payments	22,999.16	4b Industrial 9 4.34	3,593,900.00	LIABILITIES, RESERVES, AND SURPLUS	
		4c Apartments 8 2.02	1,858,400.00	Cash Liabilities	344,765.59
		Total 2380	92,098,700.00	Reserves for Receivables	612,019.43
DEFERRED CHARGES	13,794.03	Land Area 2.09 Sq. Miles		Surplus Dec. 31, 1981	655,097.24
SCHOOL, COUNTY, SPECIAL DISTRICT TAXES	1,932,324.81	Net Valuation Taxable-Municipal	94,068,914	Total	1,611,882.26
RESERVE FOR UNCOLLECTED TAXES	214,699.00	Net Valuation Taxable-County	109,383,487		
EXPENDITURES TOTAL	3,583,218.35	State Equalized Valuation	104,200,881		
		State Equalization Ratio	50.09		

Population 1980 2,030
 Population 1981 2,047
 S & P Rating
 Moody Rating

General Tax Rate Per \$100. 1.90
 State Equalized Tax Rate 1.83

PEAPACK GLADSTONE BOROUGH - SOMERSET COUNTY

Form of Government:
 Borough Council
 Number of Members on Governing Body - 6

PER CAPITA:

Gross Debt 686.27
 Net Debt 581.31
 Debt Service 52.48
 Total Tax Levy 805.51
 Municipal Expenditures 514.52

PER CENT:

Gross Debt 1.74
 Net Debt 1.47
 Tax Levy Collected 96.69
 Tax Levy Cancelled, Abated or Adjusted

EXPENDITURES		REVENUES-REALIZED		1981 PROPERTY TAX	
GENERAL GOVERNMENT				STATE EQUALIZED TAX RATE	
Governing Body & Public Boards				Local District School Taxes	.80
Municipal Clerk				Regional & Consolidated School Tax	
Financial Administration	15,475.00	1981 Property Taxes Collected	1,749,150.99	School Taxes in Municipal Budget	
Assessment of Taxes	8,712.00	1981 Payments in Lieu of Taxes		County Taxes	.45
Collection of Taxes	5,147.00	Delinquent Tax & Lien Collections	56,685.08	County Library Taxes	.03
Planning, Housing & Development	8,408.00	Business Personalty Replacement Taxes	28,648.76	Local Municipal Purpose Taxes	.55
Human Resources		Taxes from Public Utilities	110,576.00	Veteran & Senior Citizen Taxes	
Elections		Other Miscellaneous Tax Revenues		Total Taxes for Rate Computation	1.83
General Administration (other)	144,682.07	State Aid Revenues	14,870.28	Special District Taxes	
JUDICIARY		Federal Aid Revenues		Bank Corp. Taxes	
Municipal Courts	12,312.00	State and Local Fiscal Assistance Act Utilized	27,036.23	Added and Omitted Taxes	
PUBLIC SAFETY		Sale of Acquired Property		Total Taxes Levied - ABSTRACT	1,812,645.44
Fire Protection	35,472.00	Other Miscellaneous Revenues	144,454.24	Total Taxes Billed	1,809,101.54
Police Protection	143,560.00			1981 TAXES COLLECTED	1,749,150.59
Civil Defense & Disaster Control	150.00	Prior Years Surplus Appropriated	366,117.00	1981 Taxes Cancelled, Abated or Adjusted	
Environmental Inspection & Control	30,020.00	REVENUES TOTAL	2,497,622.58	Transfer to Tax Title Liens or Foreclosed	
Other Public Safety		Reserve For Uncollected Taxes	140,647.71	Balance Outstanding Dec. 31, 1981	59,910.55
PUBLIC WORKS		CAPITAL OUTLAY TOTAL	629,335.97	PRIOR YEARS TAXES OUTSTANDING	
Streets and Drainage	130,245.23	Public Enterprises		Balance January 1, 1981	59,278.75
Sewers and Sewage Processing		Recreation—Culture	683,258.53	Collected in 1981	56,689.08
Garbage and Trash Disposal	44,655.00	Public Works	139,854.12	Cancelled, Abated or Adjusted 1981	443.47
Public Buildings and Grounds	63,183.00	Buildings and Grounds	6,142.52	Transfers to Tax Title Liens or Foreclosed	
Other Public Works		Library and Education		Balance December 31, 1981	2,146.20
HEALTH and WELFARE		Conservation		TAX TITLE LIENS OUTSTANDING	
Health Services Except Environmental	6,836.00	All Other		Balance January 1, 1981	
Welfare-Public Assistance	1,245.00	CAPITAL DEBT AUTHORIZED, DECEMBER 31, 1981		Transfer From Taxes	
Hospitals, Clinics, First Aid		ISSUED AND UNISSUED		Redeemed in 1981	
Animal, Insect, & Rodent Control		School		Cancelled, Abated or Adjusted (1981)	
Other Welfare Services		Self-liquidating	1,070,800	Transfers to Foreclosed Property	
RECREATION and CONSERVATION		Other	334,000	Balance December 31, 1981	
Beaches and Boardwalks		Total	1,404,800	PROPERTY ACQUIRED BY DEED OR	
Parks, Playgrounds, Shade Trees				FORECLOSURE	
Land Reclamation & Conservation	325.00	ISSUED AND OUTSTANDING		Balance January 1, 1981	
Other Recreational Services	7,803.00	School		Transfers From Taxes or Liens	
EDUCATION (excluding schools)		Self-Liquidating	979,400.00	Sale for Cash (1981)	
Libraries	2,190.00	Other	326,000.00	Cancelled, Abated or Adjusted (1981)	
Other Educational Services		Total	1,305,400.00	Balance December 31, 1981	
STATUTORY EXPENDITURES		EQUALIZED VALUATION BASIS		CURRENT FINANCES DECEMBER 31, 1981	
Pensions & F. I. C. A.	34,630.00	FOR NET DEBT COMPUTATION	80,536,726	ASSETS	
Employee Fringe Benefits	5,820.00	REAL PROPERTY VALUATIONS		Cash Dec. 31, 1981	447,226.57
Other Statutory Expenditures	1,200.00	Code Class # of Parcels % VAL'N		Taxes Receivable	62,057.15
CETA And Other Public Employment Programs		1 Vacant Land 132 5.18	4,659,250.00	Tax Title Liens	
MUNICIPAL FUNCTIONS TOTAL	706,110.30	2 Residential 506 54.05	50,726,425.00	Foreclosed Property	
CAPITAL IMPROVEMENTS *MEMO*	55,877.84	3 Farm 70 5.02	4,710,750.00	Emergencies & Other Deferred Charges	4,390.26
DEBT SERVICE		4a Commercial 51 14.43	13,540,275.00	State and Federal Aid Receivable	73.11
Principal Payments	100,000.00	4b Industrial 8 20.08	18,849,100.00	Other Receivables	51,881.25
Interest Payments	27,900.00	4c Apartments 8 1.24	1,165,575.00	Total	565,628.34
DEFERRED CHARGES	76,558.30	Total 775	93,851,375.00	LIABILITIES, RESERVES, AND SURPLUS	
SCHOOL, COUNTY, SPECIAL DISTRICT TAXES	1,249,440.25	Land Area 5.80 Sq. Miles		Cash Liabilities	124,106.52
RESERVE FOR UNCOLLECTED TAXES	140,647.71	Net Valuation Taxable-Municipal	54,351,032	Reserves for Receivables	86,902.17
EXPENDITURES TOTAL	2,302,656.50	Net Valuation Taxable-County	55,491,115	Surplus Dec. 31, 1981	354,619.65
		State Equalized Valuation	58,022,889	Total	565,628.34
		State Equalization Ratio	56.24		

Population 1980 1,198
 Population 1981 1,200
 S & P Rating
 Moody Rating

General Tax Rate Per \$100.

3.20

State Equalized Tax Rate

2.53

PEMBERTON BOROUGH - BURLINGTON CO.

Form of Government:

Borough Council

Number of Members on Governing Body - 6

PER CAPITA

Gross Debt

89.47

Net Debt

Debt Service

Total Tax Levy

343.74

Municipal Expenditures

241.10

PER CENT:

Gross Debt

.73

Net Debt

Tax Levy Collected

86.17

Tax Levy Cancelled, Abated

or Adjusted

EXPENDITURES		REVENUES-REALIZED		1981 PROPERTY TAX	
GENERAL GOVERNMENT				STATE EQUALIZED TAX RATE	
Governing Body & Public Boards		1981 Property Taxes Collected	353,144.26	Local District School Taxes	1.37
Municipal Clerk		1981 Payments in Lieu of Taxes		Regional & Consolidated School Tax	
Financial Administration	5,825.00	Delinquent Tax & Lien Collections	29,758.55	School Taxes in Municipal Budget	
Assessment of Taxes	2,540.00	Business Personalty Replacement Taxes	10,291.60	County Taxes	.61
Collection of Taxes	3,100.00	Taxes from Public Utilities	33,742.00	County Library Taxes	.03
Planning, Housing & Development	2,100.00	Other Miscellaneous Tax Revenues	25,460.29	Local Municipal Purpose Taxes	.50
Human Resources		State Aid Revenues	13,993.82	Veteran & Senior Citizen Taxes	
Elections		Federal Aid Revenues		Total Taxes for Rate Computation	2.51
General Administration (other)	35,742.18	State and Local Fiscal Assistance Act Utilized	10,476.00	Special District Taxes	
JUDICIARY		Sale of Acquired Property		Bank Corp. Taxes	2,689.01
Municipal Courts	12,855.61	Other Miscellaneous Revenues	36,599.11	Added and Omitted Taxes	
PUBLIC SAFETY		Total	513,505.63	Total Taxes Levied - ABSTRACT	412,489.02
Fire Protection	12,000.00	Prior Years Surplus Appropriated	58,500.00	Total Taxes Billed	409,800.01
Police Protection	62,642.08	REVENUES	572,005.63	1981 TAXES COLLECTED	353,144.26
Civil Defense & Disaster Control	250.00	Reserve For Uncollected Taxes	61,049.00	1981 Taxes Cancelled, Abated or Adjusted	
Environmental Inspection & Control	2,400.00	CAPITAL OUTLAY	84,545.00	Transfer to Tax Title Liens or Foreclosed	
Other Public Safety		TOTAL	84,545.00	Balance Outstanding Dec. 31, 1981	56,655.75
PUBLIC WORKS				PRIOR YEARS TAXES OUTSTANDING	
Streets and Drainage	38,924.53	Public Enterprises	84,545.00	Balance January 1, 1981	32,743.58
Sewers and Sewage Processing		Recreation—Culture		Collected in 1981	28,240.13
Garbage and Trash Disposal	24,400.00	Public Works		Cancelled, Abated or Adjusted 1981	
Public Buildings and Grounds	5,903.32	Buildings and Grounds		Transfers to Tax Title Liens or Foreclosed	
Other Public Works	300.00	Library and Education		Balance December 31, 1981	4,503.45
HEALTH and WELFARE		Conservation		TAX TITLE LIENS OUTSTANDING	
Health Services Except Environmental	100.00	All Other		Balance January 1, 1981	4,450.62
Welfare-Public Assistance	2,450.00	CAPITAL DEBT AUTHORIZED, DECEMBER 31, 1981		Transfer From Taxes	
Hospitals, Clinics, First Aid		ISSUED AND UNISSUED		Redeemed in 1981	1,558.42
Animal, Insect, & Rodent Control	500.00	School		Cancelled, Abated or Adjusted (1981)	
Other Welfare Services		Self-liquidating	107,364	Transfers to Foreclosed Property	
RECREATION and CONSERVATION		Other		Balance December 31, 1981	2,892.20
Beaches and Boardwalks		Total	107,364	PROPERTY ACQUIRED BY DEED OR	
Parks, Playgrounds, Shade Trees	598.80	ISSUED AND OUTSTANDING		FORECLOSURE	
Land Reclamation & Conservation		School		Balance January 1, 1981	7,700.00
Other Recreational Services		Self-Liquidating	21,000.00	Transfers From Taxes or Liens	
EDUCATION (excluding schools)		Other		Sale for Cash (1981)	
Libraries	6,000.00	Total	21,000.00	Cancelled, Abated or Adjusted (1981)	
Other Educational Services		EQUALIZED VALUATION BASIS		Balance December 31, 1981	7,700.00
STATUTORY EXPENDITURES		FOR NET DEBT COMPUTATION	14,691,636	CURRENT FINANCES DECEMBER 31, 1981	
Pensions & F. I. C. A.	8,279.90	REAL PROPERTY VALUATIONS		ASSETS	
Employee Fringe Benefits	1,358.61	Code Class # of Parcels % VAL'N		Cash Dec. 31, 1981	105,165.79
Other Statutory Expenditures		1 Vacant Land 23 2.28	280,050.00	Taxes Receivable	61,159.20
CETA And Other Public Employment Programs		2 Residential 308 70.27	8,637,300.00	Tax Title Liens	2,892.20
MUNICIPAL FUNCTIONS	228,270.03	3 Farm 7 .42	50,900.00	Foreclosed Property	7,700.00
CAPITAL IMPROVEMENTS	*MEMO* 1.00	4a Commercial 49 19.83	2,437,350.00	Emergencies & Other Deferred Charges	15,075.69
DEBT SERVICE		4b Industrial		State and Federal Aid Receivable	5,316.29
Principal Payments		4c Apartments 6 7.21	885,600.00	Other Receivables	6,677.94
Interest Payments		Total 393	12,291,200.00	Total	203,987.11
DEFERRED CHARGES		Land Area .76 Sq. Miles		LIABILITIES, RESERVES, AND SURPLUS	
SCHOOL, COUNTY, SPECIAL DISTRICT TAXES	328,672.01	Net Valuation Taxable-Municipal	12,864,254	Cash Liabilities	63,050.00
RESERVE FOR UNCOLLECTED TAXES	61,049.00	Net Valuation Taxable-County	16,288,374	Reserves for Receivables	78,429.34
EXPENDITURES		State Equalized Valuation	16,111,866	Surplus Dec. 31, 1981	62,507.77
TOTAL	617,991.04	State Equalization Ratio	79.10	Total	203,987.11

0329

Population 1980 29,720
 Population 1981 29,956
 S & P Rating
 Maady Rating BAA

General Tax Rate Per \$100. 2.71
 State Equalized Tax Rate 2.49

PEMBERTON TWP. - BURLINGTON COUNTY
Form of Government:
Township Committee
Number of Members on Governing Body - 5

PER CAPITA:
 Grass Debt 565.47 PER CENT:
 Net Debt 56.18 Grass Debt 6.19
 Debt Service 7.86 Net Debt .61
 Total Tax Levy 244.20 Tax Levy Collected 85.74
 Municipal Expenditures 174.64 Tax Levy Cancelled, Abated or Adjusted .15

EXPENDITURES		REVENUES-REALIZED		1981 PROPERTY TAX	
GENERAL GOVERNMENT				STATE EQUALIZED TAX RATE	
Governing Body & Public Boards	31,075.00	1981 Property Taxes Collected		Local District School Taxes	1.23
Municipal Clerk		1981 Payments in Lieu of Taxes		Regional & Consolidated School Tax	
Financial Administration	138,420.00	Delinquent Tax & Lien Collections		School Taxes in Municipal Budget	
Assessment of Taxes	90,595.00	Business Personalty Replacement Taxes		County Taxes	.58
Collection of Taxes	76,868.00	Taxes from Public Utilities		County Library Taxes	.03
Planning, Housing & Development	49,405.00	Other Miscellaneous Tax Revenues		Local Municipal Purpose Taxes	.64
Human Resources	1,900.00	State Aid Revenues		Veteran & Senior Citizen Taxes	
Elections		Federal Aid Revenues		Total Taxes for Rate Computation	2.48
General Administration (other)	608,094.00	State and Local Fiscal Assistance Act Utilized		Special District Taxes	
JUDICIARY		Sale of Acquired Property		Bank Corp. Taxes	
Municipal Courts	75,881.00	Other Miscellaneous Revenues		Added and Omitted Taxes	
PUBLIC SAFETY		Total		Total Taxes Levied - ABSTRACT	
Fire Protection	62,146.00	Prior Years Surplus Appropriated		Total Taxes Billed	
Police Protection	1,080,339.57	REVENUES TOTAL		1981 TAXES COLLECTED	
Civil Defense & Disaster Control	4,500.00	Reserve For Uncollected Taxes		1981 Taxes Cancelled, Abated or Adjusted	
Environmental Inspection & Control	45,892.00	CAPITAL OUTLAY TOTAL		Transfer to Tax Title Liens or Foreclosed	
Other Public Safety				Balance Outstanding Dec. 31, 1981	
PUBLIC WORKS		Public Enterprises		PRIOR YEARS TAXES OUTSTANDING	
Streets and Drainage	185,500.00	Recreation—Culture		Balance January 1, 1981	
Sewers and Sewage Processing		Public Works		Collected in 1981	
Garbage and Trash Disposal	237,786.00	Buildings and Grounds		Cancelled, Abated or Adjusted 1981	
Public Buildings and Grounds	701,014.00	Library and Education		Transfers to Tax Title Liens or Foreclosed	
Other Public Works		Conservation		Balance December 31, 1981	
HEALTH and WELFARE		All Other		TAX TITLE LIENS OUTSTANDING	
Health Services Except Environmental	9,035.50	CAPITAL DEBT AUTHORIZED, DECEMBER 31, 1981		Balance January 1, 1981	
Welfare-Public Assistance	48,621.00	ISSUED AND UNISSUED GROSS DEBT NET DEBT		Transfer From Taxes	
Hospitals, Clinics, First Aid		School 4,554,000		Redeemed in 1981	
Animal, Insect, & Rodent Control	14,300.00	Self-liquidating 10,933,800		Cancelled, Abated or Adjusted (1981)	
Other Welfare Services		Other 1,451,350		Transfers to Foreclosed Property	
RECREATION and CONSERVATION		Total 16,939,150		Balance December 31, 1981	
Beaches and Boardwalks		ISSUED AND OUTSTANDING		PROPERTY ACQUIRED BY DEED OR FORECLOSURE	
Parks, Playgrounds, Shade Trees		School 4,554,000.00		Balance January 1, 1981	
Land Reclamation & Conservation		Self-Liquidating 9,091,500.00		Transfers From Taxes or Liens	
Other Recreational Services	106,067.00	Other 1,404,188.78		Sale for Cash (1981)	
EDUCATION (excluding schools)		Total 15,049,688.78		Cancelled, Abated or Adjusted (1981)	
Libraries	70,000.00	EQUALIZED VALUATION BASIS FOR NET DEBT COMPUTATION		Balance December 31, 1981	
Other Educational Services		REAL PROPERTY VALUATIONS		CURRENT FINANCES DECEMBER 31, 1981	
STATUTORY EXPENDITURES		Code Class # of Parcels % VAL'N ASSESSED VALUATION		ASSETS	
Pensions & F. I. C. A.	225,900.00	1 Vacant Land 5342 7.66 20,214,525.00		Cash Dec. 31, 1981	
Employee Fringe Benefits	110,860.00	2 Residential 6855 81.66 215,515,525.00		Taxes Receivable	
Other Statutory Expenditures	10,500.00	3 Farm 531 3.02 7,556,128.00		Other	
CETA And Other Public Employment Programs		4a Commercial 153 4.54 11,976,300.00		Tax Title Liens	
MUNICIPAL FUNCTIONS		4b Industrial 10 1.09 2,881,800.00		Foreclosed Property	
CAPITAL IMPROVEMENTS		4c Apartments 42 2.03 5,360,400.00		Emergencies & Other Deferred Charges	
DEBT SERVICE		Total 12933 263,504,678.00		State and Federal Aid Receivable	
Principal Payments	116,300.00	Land Area 64.67 Sq. Miles		Other Receivables	
Interest Payments	119,267.99	Net Valuation Taxable-Municipal		Total	
DEFERRED CHARGES		Net Valuation Taxable-County		LIABILITIES, RESERVES, AND SURPLUS	
SCHOOL, COUNTY, SPECIAL DISTRICT TAXES	29,515.13	State Equalized Valuation		Cash Liabilities	
RESERVE FOR UNCOLLECTED TAXES	5,408,963.49	State Equalization Ratio		Reserves for Receivables	
EXPENDITURES TOTAL	10,640,501.76			Surplus Dec. 31, 1981	

Population 1980 2,109
 Population 1981 2,077
 S & P Rating
 Moody Rating A

General Tax Rate Per \$100.

4.97

State Equalized Tax Rate

2.26

PENNINGTON BOROUGH - MERCER CO.**Form of Government:****Borough Council****Number of Members on Governing Body - 6****PER CAPITAL:**

Gross Debt 483.62
 Net Debt 312.30
 Debt Service 48.53
 Total Tax Levy 748.33
 Municipal Expenditures 314.41

PER CENT:

Gross Debt 1.71
 Net Debt 1.11
 Tax Levy Collected 97.07
 Tax Levy Cancelled, Abated or Adjusted

EXPENDITURES		REVENUES-REALIZED		1981 PROPERTY TAX	
GENERAL GOVERNMENT				STATE EQUALIZED TAX RATE	
Governing Body & Public Boards		1981 Property Taxes Collected	1,509,451.84	Local District School Taxes	
Municipal Clerk		1981 Payments in Lieu of Taxes		Regional & Consolidated School Tax 1.21	817,087.66
Financial Administration	7,963.40	Delinquent Tax & Lien Collections	43,242.60	School Taxes in Municipal Budget	
Assessment of Taxes	4,365.67	Business Personalty Replacement Taxes	22,639.08	County Taxes	.78 529,344.67
Collection of Taxes	2,080.17	Taxes from Public Utilities	110,300.00	County Library Taxes	
Planning, Housing & Development	7,589.00	Other Miscellaneous Tax Revenues	18,000.00	Local Municipal Purpose Taxes	.27 184,003.67
Human Resources		State Aid Revenues	17,126.72	Veteran & Senior Citizen Taxes	
Elections	2,392.33	Federal Aid Revenues		Total Taxes for Rate Computation 2.26	1,546,296.20
General Administration (other)	45,767.75	State and Local Fiscal Assistance Act Utilized	9,418.67	Special District Taxes	
JUDICIARY		Sale of Acquired Property		Bank Corp. Taxes	528.37
Municipal Courts	8,225.00	Other Miscellaneous Revenues	147,671.50	Added and Omitted Taxes	23,318.10
PUBLIC SAFETY		Total	1,877,850.41	Total Taxes Levied - ABSTRACT	1,554,282.67
Fire Protection	8,000.00	Prior Years Surplus Appropriated	116,800.00	Total Taxes Billed	1,555,014.44
Police Protection	61,300.00	REVENUES TOTAL	1,594,650.41	1981 TAXES COLLECTED	1,509,451.84
Civil Defense & Disaster Control	716.00	Reserve For Uncollected Taxes	100,200.00	1981 Taxes Cancelled, Abated or Adjusted	
Environmental Inspection & Control	14,900.00	CAPITAL OUTLAY TOTAL	86,437.99	Transfer to Tax Title Liens or Foreclosed	198.80
Other Public Safety		Public Enterprises	4,427.65	Balance Outstanding Dec. 31, 1981	45,363.80
PUBLIC WORKS		Recreation—Culture		PRIOR YEARS TAXES OUTSTANDING	
Streets and Drainage	114,300.00	Public Works	82,010.34	Balance January 1, 1981	43,402.60
Sewers and Sewage Processing	3,000.00	Buildings and Grounds		Collected in 1981	43,242.60
Garbage and Trash Disposol	55,390.25	Library and Education		Cancelled, Abated or Adjusted 1981	
Public Buildings and Grounds	38,916.51	Conservation		Transfers to Tax Title Liens or Foreclosed	
Other Public Works		All Other		Balance December 31, 1981	160.00
HEALTH and WELFARE		CAPITAL DEBT AUTHORIZED, DECEMBER 31, 1981		TAX TITLE LIENS OUTSTANDING	
Health Services Except Environmental	10,899.85	ISSUED AND UNISSUED		Balance January 1, 1981	2,578.93
Welfare-Public Assistance	300.00	School	122,397	Transfer From Taxes	198.80
Hospitals, Clinics, First Aid		Self-liquidating	218,670	Redeemed in 1981	
Animal, Insect, & Rodent Control		Other	663,420	Cancelled, Abated or Adjusted (1981)	
Other Welfare Services		Total	1,004,488	Transfers to Foreclosed Property	
RECREATION and CONSERVATION		ISSUED AND OUTSTANDING		Balance December 31, 1981	2,777.73
Beaches and Boardwalks		School	122,357.69	PROPERTY ACQUIRED BY DEED OR FORECLOSURE	
Parks, Playgrounds, Shade Trees	6,717.77	Self-Liquidating	200,000.00	Balance January 1, 1981	2,860.00
Land Reclamation & Conservation		Other	490,000.00	Transfers From Taxes or Liens	
Other Recreational Services	1,153.83	Total	812,357.69	Sale for Cash (1981)	
EDUCATION (excluding schools)		EQUALIZED VALUATION BASIS		Cancelled, Abated or Adjusted (1981)	
Libraries	18,400.00	FOR NET DEBT COMPUTATION	58,642,785	Balance December 31, 1981	2,860.00
Other Educational Services		REAL PROPERTY VALUATIONS		CURRENT FINANCES DECEMBER 31, 1981	
STATUTORY EXPENDITURES		Code Class # of Parcels % VAL'N		ASSETS	
Pensions & F. I. C. A.	27,000.00	1 Vacant Land 96 1.80	541,525.00	Cash Dec. 31, 1981	273,320.00
Employee Fringe Benefits	4,288.99	2 Residential 632 85.96	25,840,010.00	Taxes Receivable	45,523.80
Other Statutory Expenditures	2,000.00	3 Farm 9 .40	120,850.00	Tax Title Liens	2,777.73
CETA And Other Public Employment Programs		4a Commercial 42 11.20	3,367,050.00	Foreclosed Property	2,860.00
MUNICIPAL FUNCTIONS		4b Industrial 4 .63	190,000.00	Emergencies & Other Deferred Charges	13,565.44
CAPITAL IMPROVEMENTS		4c Apartments		State and Federal Aid Receivable	18,048.17
DEBT SERVICE		Total 783	30,059,435.00	Other Receivables	27,837.28
Principal Payments	70,000.00	Land Area .99 Sq. Miles		Total	383,932.42
Interest Payments	30,800.00	Net Valuation Taxable-Municipal	30,818,840	LIABILITIES, RESERVES, AND SURPLUS	
DEFERRED CHARGES		Net Valuation Taxable-County	60,276,618	Cash Liabilities	92,457.86
SCHOOL, COUNTY, SPECIAL DISTRICT TAXES		State Equalized Valuation	66,767,397	Reserves for Receivables	77,839.97
RESERVE FOR UNCOLLECTED TAXES		State Equalization Ratio	45.54	Surplus Dec. 31, 1981	213,634.59
EXPENDITURES				Total	383,932.42
TOTAL	1,995,466.61				

Population 1980 5,760
 Population 1981 5,692
 S & P Rating
 Moody Rating

General Tax Rate Per \$100.

4.25

State Equalized Tax Rate

3.75

PENNS GROVE BORO. - SALEM CO.**Form of Government:****Borough Council****Number of Members on Governing Body - 6****PER CAPITA:**

Gross Debt 122.72
 Net Debt 13.18
 Debt Service 8.07
 Total Tax Levy 293.92
 Municipal Expenditures 231.81

PER CENT:

Gross Debt 1.87
 Net Debt .20
 Tax Levy Collected 84.04
 Tax Levy Cancelled, Abated or Adjusted .78

EXPENDITURES		REVENUES-REALIZED		1981 PROPERTY TAX	
GENERAL GOVERNMENT				STATE EQUALIZED TAX RATE →	
Governing Body & Public Boards		1981 Property Taxes Collected	1,397,922.78	Local District School Taxes	
Municipal Clerk		1981 Payments in Lieu of Taxes	24,000.00	Regional & Consolidated School Tax	1.72
Financial Administration	8,100.00	Delinquent Tax & Lien Collections	197,857.24	School Taxes in Municipal Budget	
Assessment of Taxes	6,050.00	Business Personalty Replacement Taxes	64,363.60	County Taxes	.79
Collection of Taxes	12,425.00	Taxes from Public Utilities	208,416.00	County Library Taxes	
Planning, Housing & Development	15,900.00	Other Miscellaneous Tax Revenues	49,710.40	Local Municipal Purpose Taxes	1.23
Human Resources		State Aid Revenues	126,521.99	Veteran & Senior Citizen Taxes	
Elections		Federal Aid Revenues		Total Taxes for Rate Computation	3.74
General Administration (other)	108,585.00	State and Local Fiscal Assistance Act Utilized	70,614.29	Special District Taxes	
JUDICIARY		Sale of Acquired Property	600.00	Bank Corp. Taxes	12,562.90
Municipal Courts	18,320.00	Other Miscellaneous Revenues	56,072.04	Added and Omitted Taxes	73.65
PUBLIC SAFETY		Total	2,236,118.34	Total Taxes Levied - ABSTRACT	1,673,016.52
Fire Protection	34,569.11	Prior Years Surplus Appropriated	170,344.38	Total Taxes Billed	1,663,408.90
Police Protection	406,340.81	REVENUES	TOTAL	1981 TAXES COLLECTED	1,397,922.78
Civil Defense & Disaster Control	250.00	Reserve For Uncollected Taxes	252,527.11	1981 Taxes Cancelled, Abated or Adjusted	13,018.64
Environmental Inspection & Control	6,520.00	CAPITAL OUTLAY	TOTAL	Transfer to Tax Title Liens or Foreclosed	22,529.25
Other Public Safety			17,453.91	Balance Outstanding Dec. 31, 1981	229,938.23
PUBLIC WORKS				PRIOR YEARS TAXES OUTSTANDING	
Streets and Drainage	188,222.54	Public Enterprises		Balance January 1, 1981	154,502.42
Sewers and Sewage Processing		Recreation—Culture		Collected in 1981	185,074.80
Garbage and Trash Disposal	68,000.00	Public Works		Cancelled, Abated or Adjusted 1981	1,430.61
Public Buildings and Grounds	25,000.00	Buildings and Grounds	17,493.91	Transfers to Tax Title Liens or Foreclosed	7,997.01
Other Public Works		Library and Education		Balance December 31, 1981	
HEALTH and WELFARE		Conservation		TAX TITLE LIENS OUTSTANDING	
Health Services Except Environmental	8,800.00	All Other		Balance January 1, 1981	62,753.67
Welfare-Public Assistance	7,225.00	CAPITAL DEBT AUTHORIZED, DECEMBER 31, 1981		Transfer From Taxes	31,771.81
Hospitals, Clinics, First Aid		ISSUED AND UNISSUED	GROSS DEBT	Redeemed in 1981	12,822.44
Animal, Insect, & Rodent Control	2,400.00	School	623,500	Cancelled, Abated or Adjusted (1981)	
Other Welfare Services		Self-liquidating	75,000	Transfers to Foreclosed Property	
RECREATION and CONSERVATION		Other	75,000	Balance December 31, 1981	81,703.04
Beaches and Boardwalks		Total	698,500	PROPERTY ACQUIRED BY DEED OR FORECLOSURE	
Parks, Playgrounds, Shade Trees		ISSUED AND OUTSTANDING		Balance January 1, 1981	77,800.00
Land Reclamation & Conservation		School	623,500.82	Transfers From Taxes or Liens	
Other Recreational Services	3,080.00	Self-Liquidating	75,000.00	Sale for Cash (1981)	600.00
EDUCATION (excluding schools)		Other	698,500.82	Cancelled, Abated or Adjusted (1981)	
Libraries	7,000.00	Total		Balance December 31, 1981	77,200.00
Other Educational Services		EQUALIZED VALUATION BASIS		CURRENT FINANCES DECEMBER 31, 1981	
STATUTORY EXPENDITURES		FOR NET DEBT COMPUTATION	37,321,741	ASSETS	
Pensions & F. I. C. A.	61,376.60	REAL PROPERTY VALUATIONS		Cash Dec. 31, 1981	440,414.20
Employee Fringe Benefits		Code Class # of Parcels % VAL'N	ASSESSED VALUATION	Taxes Receivable	229,938.23
Other Statutory Expenditures	5,000.00	1 Vacant Land 300 1.46	534,400.00	Tax Title Liens	81,703.04
CETA And Other Public Employment Programs		2 Residential 1297 74.04	27,076,150.00	Foreclosed Property	77,200.00
MUNICIPAL FUNCTIONS		3 Farm 2 1,200.00	1,200.00	Emergencies & Other Deferred Charges	50,501.14
CAPITAL IMPROVEMENTS	*MEMU*	4a Commercial 124 18.58	6,753,000.00	State and Federal Aid Receivable	7,218.65
DEBT SERVICE		4b Industrial		Other Receivables*	39,093.26
Principal Payments	37,000.00	4c Apartments 11 5.92	2,165,700.00	Total	926,068.52
Interest Payments	8,960.00	Total 1734	36,570,450.00	LIABILITIES, RESERVES, AND SURPLUS	
DEFERRED CHARGES		Land Area .90 Sq. Miles		Cash Liabilities	144,821.30
SCHOOL, COUNTY, SPECIAL DISTRICT TAXES	27,838.59	Net Valuation Taxable-Municipal	39,137,700	Reserves for Receivables	415,684.53
RESERVE FOR UNCOLLECTED TAXES	1,116,365.94	Net Valuation Taxable-County	41,207,197	Surplus Dec. 31, 1981	365,562.69
EXPENDITURES	TOTAL	State Equalized Valuation	44,035,862	Total	926,068.52
	2,435,855.70	State Equalization Ratio	88.18		

Population 1980 33,775
 Population 1981 33,840
 S & P Rating A+
 Moody Rating A

General Tax Rate Per \$100.

3.97

State Equalized Tax Rate

3.10

PENNSAUKEN TOWNSHIP - CAMDEN CO.**Form of Government:****Township Council****Number of Members on Governing Body - 5**

PER CAPITA:

Gross Debt 795.98

Net Debt 547.73

Debt Service 58.12

Total Tax Levy 648.94

Municipal Expenditures 330.86

PER CENT

Gross Debt 4.35

Net Debt 2.99

Tax Levy Collected 95.83

Tax Levy Cancelled, Abated

or Adjusted .15

EXPENDITURES		REVENUES-REALIZED		1981 PROPERTY TAX	
GENERAL GOVERNMENT		1981 Property Taxes Collected		STATE EQUALIZED TAX RATE	
Governing Body & Public Boords			21,012,656.69	Local District School Taxes	1.57
Municipal Clerk				Regional & Consolidated School Tax	
Financial Administration	131,770.47			School Taxes in Municipal Budget	
Assessment of Taxes	98,786.57			County Taxes	1.16 *
Collection of Taxes	118,835.11			County Library Taxes	
Planning, Housing & Development	52,264.75			Local Municipal Purpose Taxes	.37
Human Resources	196,138.00			Veteran & Senior Citizen Taxes	
Elections				Total Taxes for Rate Computation	3.10
General Administration (other)	768,050.84			Special District Taxes	
JUDICIARY				Bank Corp. Taxes	
Municipal Courts	146,388.92			Added and Omitted Taxes	
PUBLIC SAFETY				Total Taxes Levied - ABSTRACT	
Fire Protection	411,373.40			Total Taxes Billed	
Police Protection	3,029,967.90			1981 TAXES COLLECTED	
Civil Defense & Disaster Control	1,564.27			1981 Taxes Cancelled, Abated or Adjusted	
Environmental Inspection & Control	127,539.23			Transfer to Tax Title Liens or Foreclosed	
Other Public Safety				Balance Outstanding Dec. 31, 1981	
PUBLIC WORKS				PRIOR YEARS TAXES OUTSTANDING	
Streets and Drainage	804,701.87			Balance January 1, 1981	
Sewers and Sewage Processing				Collected in 1981	
Gorbage and Trash Disposal				Cancelled, Abated or Adjusted 1981	
Public Buildings and Grounds	118,457.64			Transfers to Tax Title Liens or Foreclosed	
Other Public Works	47,168.00			Balance December 31, 1981	
HEALTH and WELFARE				TAX TITLE LIENS OUTSTANDING	
Health Services Except Environmental	22,609.24			Balance January 1, 1981	
Welfare-Public Assistance	30,391.92			Transfer From Taxes	
Hospitals, Clinics, First Aid				Redeemed in 1981	
Animal, Insect, & Rodent Control				Cancelled, Abated or Adjusted (1981)	
Other Welfare Services				Transfers to Foreclosed Property	
RECREATION and CONSERVATION				Balance December 31, 1981	
Beaches and Boardwalks	195,951.52			PROPERTY ACQUIRED BY DEED OR FORECLOSURE	
Parks, Playgrounds, Shade Trees	181.00			Balance January 1, 1981	
Land Reclamation & Conservation	76,895.41			Transfers From Taxes or Liens	
Other Recreational Services				Sole for Cosh (1981)	
EDUCATION (excluding schools)				Cancelled, Abated or Adjusted (1981)	
Libraries	199,800.00			Balance December 31, 1981	
Other Educational Services	3,158.00			CURRENT FINANCES DECEMBER 31, 1981	
STATUTORY EXPENDITURES				ASSETS	
Pensions & F. I. C. A.	540,745.93			Cosh Dec. 31, 1981	
Employee Fringe Benefits	282,500.00			Taxes Receivable	
Other Statutory Expenditures	19,060.86			Tax Title Liens	
CETA And Other Public Employment Programs	39,428.00			Foreclosed Property	
MUNICIPAL FUNCTIONS				Emergencies & Other Deferred Charges	
CAPITAL IMPROVEMENTS	158,750.00			State and Federal Aid Receivable	
DEBT SERVICE				Other Receivables	
Principal Payments	803,000.00			Total	
Interest Payments	1,163,893.51			LIABILITIES, RESERVES, AND SURPLUS	
DEFERRED CHARGES				Cash Liabilities	
SCHOOL, COUNTY, SPECIAL DISTRICT TAXES	701,389.70			Reserves for Receivables	
RESERVE FOR UNCOLLECTED TAXES	19,084,920.36			Surplus Dec. 31, 1981	
EXPENDITURES				Total	
TOTAL	30,281,356.16				

Population 1980 13,848
 Population 1981 13,848
 S & P Rating
 Moody Rating

General Tax Rate Per \$100. 3.58
 State Equalized Tax Rate 2.43

PENNSVILLE TOWNSHIP - SALEM COUNTY

Form of Government:

Township Council

Number of Members on Governing Body - 5

PER CAPITA:

Grass Debt 131.05
 Net Debt 96.53
 Debt Service 13.98
 Total Tax Levy 491.67
 Municipal Expenditures 411.74

PER CENT:

Gross Debt .71
 Net Debt .53
 Tax Levy Collected 91.77
 Tax Levy Cancelled, Abated or Adjusted .88

EXPENDITURES		REVENUES-REALIZED		1981 PROPERTY TAX	
GENERAL GOVERNMENT				STATE EQUALIZED TAX RATE 1.45	
Governing Body & Public Boards	19,800.00	1981 Property Taxes Collected		Local District School Taxes	4,070,555.50
Municipal Clerk	26,500.00	1981 Payments in Lieu of Taxes		Regional & Consolidated School Tax	
Financial Administration	44,750.00	Delinquent Tax & Lien Collections		School Taxes in Municipal Budget	
Assessment of Taxes	27,510.00	Business Personalty Replacement Taxes		County Taxes	2,719,614.27
Collection of Taxes	45,250.00	Taxes from Public Utilities		County Library Taxes	
Planning, Housing & Development	16,872.00	Other Miscellaneous Tax Revenues		Local Municipal Purpose Taxes	
Human Resources		State Aid Revenues		Veteran & Senior Citizen Taxes	145,250.00
Elections		Federal Aid Revenues		Total Taxes for Rate Computation	6,935,419.77
General Administration (other)	167,099.74	State and Local Fiscal Assistance Act Utilized		Special District Taxes	
JUDICIARY		Sale of Acquired Property		Bank Corp. Taxes	10,396.84
Municipal Courts	49,350.00	Other Miscellaneous Revenues		Added and Omitted Taxes	8,064.84
PUBLIC SAFETY		Total		Total Taxes Levied - ABSTRACT	6,808,631.45
Fire Protection	85,391.47	Prior Years Surplus Appropriated		Total Taxes Billed	6,814,641.55
Police Protection	993,703.17	REVENUES TOTAL		1981 TAXES COLLECTED	6,253,583.35
Civil Defense & Disaster Control	11,178.00	Reserve For Uncollected Taxes		1981 Taxes Cancelled, Abated or Adjusted	60,000.00
Environmental Inspection & Control	26,105.00	CAPITAL OUTLAY TOTAL		Transfer to Tax Title Liens or Foreclosed	13,991.12
Other Public Safety				Balance Outstanding Dec. 31, 1981	467,067.08
PUBLIC WORKS		Public Enterprises		PRIOR YEARS TAXES OUTSTANDING	
Streets and Drainage	1,157,959.32	Recreation—Culture		Balance January 1, 1981	427,871.10
Sewers and Sewage Processing	11,950.00	Public Works		Collected in 1981	419,783.95
Garbage and Trash Disposal	214,456.00	Buildings and Grounds		Cancelled, Abated or Adjusted 1981	
Public Buildings and Grounds	143,470.00	Library and Education		Transfers to Tax Title Liens or Foreclosed	7,640.56
Other Public Works	2,564.18	Conservation		Balance December 31, 1981	446.59
HEALTH and WELFARE		All Other		TAX TITLE LIENS OUTSTANDING	
Health Services Except Environmental	41,720.00	CAPITAL DEBT AUTHORIZED, DECEMBER 31, 1981		Balance January 1, 1981	47,657.97
Welfare-Public Assistance	8,835.00	ISSUED AND UNISSUED GROSS DEBT NET DEBT		Transfer From Taxes	21,631.68
Hospitals, Clinics, First Aid	7,500.00	School 478,000		Redeemed in 1981	32,911.24
Animal, Insect, & Rodent Control	21,260.90	Self-liquidating 1,336,750		Cancelled, Abated or Adjusted (1981)	
Other Welfare Services		Other 1,814,750		Transfers to Foreclosed Property	
RECREATION and CONSERVATION		Total 1,336,750 1,336,750		Balance December 31, 1981	36,378.41
Beaches and Boardwalks	5,150.00	ISSUED AND OUTSTANDING		PROPERTY ACQUIRED BY DEED OR	
Parks, Playgrounds, Shade Trees		School 478,000.00		FORECLOSURE	
Land Reclamation & Conservation	10,000.00	Self-Liquidating 843,750.00		Balance January 1, 1981	131,338.00
Other Recreational Services	218,166.00	Other 1,321,750.00		Transfers From Taxes or Liens	
EDUCATION (excluding schools)		Total 253,935,861		Sale for Cash (1981)	38,090.00
Libraries	60,000.00	EQUALIZED VALUATION BASIS		Cancelled, Abated or Adjusted (1981)	
Other Educational Services	782,000.00	FOR NET DEBT COMPUTATION		Balance December 31, 1981	93,248.00
STATUTORY EXPENDITURES		REAL PROPERTY VALUATIONS		CURRENT FINANCES DECEMBER 31, 1981	
Pensions & F. I. C. A.	249,600.00	Code Class # of Parcels % VAL'N ASSESSED VALUATION		ASSETS	
Employee Fringe Benefits	203,300.00	1 Vacant Land 1680 2.10 3,856,200.00		Cash Dec. 31, 1981	1,376,065.84
Other Statutory Expenditures	16,100.00	2 Residential 4200 47.28 86,805,700.00		Taxes Receivable	467,513.67
CETA And Other Public Employment Programs		3 Farm 170 1.00 1,841,100.00		Tax Title Liens	36,378.41
MUNICIPAL FUNCTIONS TOTAL	4,687,540.78	4a Commercial 188 7.30 13,407,600.00		Foreclosed Property	93,248.00
CAPITAL IMPROVEMENTS *MEMU*	30,000.00	4b Industrial 5 39.85 73,163,200.00		Emergencies & Other Deferred Charges	34,006.51
DEBT SERVICE		4c Apartments 7 2.46 4,519,300.00		State and Federal Aid Receivable	1,746.44
Principal Payments	165,700.00	Total 6250 183,593,100.00		Other Receivables	183,270.85
Interest Payments	27,915.60	Land Area 23.10 Sq. Miles		Total	2,212,230.12
DEFERRED CHARGES	309,383.47	Net Valuation Taxable-Municipal		LIABILITIES, RESERVES, AND SURPLUS	
SCHOOL, COUNTY, SPECIAL DISTRICT TAXES	6,790,169.77	Net Valuation Taxable-County		Cash Liabilities	667,302.34
RESERVE FOR UNCOLLECTED TAXES	511,264.83	State Equalized Valuation		Reserves for Receivables	800,410.93
EXPENDITURES TOTAL	12,491,574.45	State Equalization Ratio 67.91		Surplus Dec. 31, 1981	744,516.85

Population 1980 13,776
 Population 1981 13,798
 S & P Rating
 Moody Rating

General Tax Rate Per \$100.

5.39

State Equalized Tax Rate

2.35

PEQUANNOCK TOWNSHIP - MORRIS CO.**Form of Government:****Council-Manager Plan E (OMCL 50)****Number of Members on Governing Body - 5****PER CAPITA**

Gross Debt 279.21
 Net Debt 159.92
 Debt Service 23.36
 Total Tax Levy 609.75
 Municipal Expenditures 246.69

PER CENT

Gross Debt 1.20
 Net Debt .69
 Tax Levy Collected 97.83
 Tax Levy Cancelled, Abated or Adjusted .05

EXPENDITURES		REVENUES-REALIZED		1981 PROPERTY TAX	
GENERAL GOVERNMENT				STATE EQUALIZED TAX RATE	
Governing Body & Public Boards		1981 Property Taxes Collected	8,221,500.11	Local District School Taxes	1.58
Municipal Clerk		1981 Payments in Lieu of Taxes		Regional & Consolidated School Tax	
Financial Administration	42,726.00	Delinquent Tax & Lien Collections	145,619.79	School Taxes in Municipal Budget	
Assessment of Taxes	20,570.00	Business Personalty Replacement Taxes	125,830.92	County Taxes	.34
Collection of Taxes	21,076.00	Taxes from Public Utilities	572,911.00	County Library Taxes	
Planning, Housing & Development	35,968.00	Other Miscellaneous Tax Revenues		Local Municipal Purpose Taxes	.43
Human Resources	2,125.00	State Aid Revenues	156,849.55	Veteran & Senior Citizen Taxes	
Elections		Federal Aid Revenues	12,901.72	Total Taxes for Rate Computation	2.35
General Administration (other)	271,767.20	State and Local Fiscal Assistance Act Utilized	114,058.00	Special District Taxes	
JUDICIARY		Sale of Acquired Property		Bank Corp. Taxes	10,951.39
Municipal Courts	14,970.96	Other Miscellaneous Revenues	439,885.34	Added and Omitted Taxes	23,819.69
PUBLIC SAFETY		Total	9,789,556.43	Total Taxes Levied - ABSTRACT	8,413,275.58
Fire Protection	33,900.00	Prior Years Surplus Appropriated	484,255.00	Total Taxes Billed	8,403,604.99
Police Protection	652,905.00	REVENUES TOTAL	10,273,811.43	1981 TAXES COLLECTED	8,221,500.11
Civil Defense & Disaster Control	1,975.00	Reserve For Uncollected Taxes	443,000.00	1981 Taxes Cancelled, Abated or Adjusted	3,921.42
Environmental Inspection & Control	25,418.00	CAPITAL OUTLAY TOTAL	385,963.23	Transfer to Tax Title Liens or Foreclosed	29,558.76
Other Public Safety				Balance Outstanding Dec. 31, 1981	148,624.70
PUBLIC WORKS				PRIOR YEARS TAXES OUTSTANDING	
Streets and Drainage	282,178.00	Public Enterprises		Balance January 1, 1981	139,950.46
Sewers and Sewage Processing	130,085.00	Recreation—Culture	122,958.78	Collected in 1981	131,445.70
Garbage and Trash Disposal		Public Works	104,727.76	Cancelled, Abated or Adjusted 1981	1.60
Public Buildings and Grounds	94,756.00	Buildings and Grounds	158,266.69	Transfers to Tax Title Liens or Foreclosed	5,900.16
Other Public Works	12,828.00	Library and Education		Balance December 31, 1981	2,603.00
HEALTH and WELFARE		Conservation		TAX TITLE LIENS OUTSTANDING	
Health Services Except Environmental	186,938.00	All Other		Balance January 1, 1981	117,775.42
Welfare-Public Assistance	1,943.00	CAPITAL DEBT AUTHORIZED, DECEMBER 31, 1981		Transfer From Taxes	36,653.08
Hospitals, Clinics, First Aid		ISSUED AND UNISSUED		Redeemed in 1981	14,174.09
Animal, Insect, & Rodent Control	3,000.00	School	1,482,000	Cancelled, Abated or Adjusted (1981)	
Other Welfare Services		Self-liquidating	164,000	Transfers to Foreclosed Property	
RECREATION and CONSERVATION		Other	2,206,588	Balance December 31, 1981	140,254.41
Beaches and Boardwalks		Total	3,852,588	PROPERTY ACQUIRED BY DEED OR FORECLOSURE	
Parks, Playgrounds, Shade Trees	233,228.00	ISSUED AND OUTSTANDING		Balance January 1, 1981	135,650.00
Land Reclamation & Conservation	895.00	School	1,482,000.00	Transfers From Taxes or Liens	
Other Recreational Services	58,237.60	Self-Liquidating	164,000.00	Sale for Cash (1981)	
EDUCATION (excluding schools)		Other	1,659,800.00	Cancelled, Abated or Adjusted (1981)	
Libraries	210,608.00	Total	3,305,800.00	Balance December 31, 1981	135,650.00
Other Educational Services		EQUALIZED VALUATION BASIS		CURRENT FINANCES DECEMBER 31, 1981	
STATUTORY EXPENDITURES		FOR NET DEBT COMPUTATION	320,334,608	ASSETS	
Pensions & F. I. C. A.	184,325.26	REAL PROPERTY VALUATIONS		Cash Dec. 31, 1981	650,924.99
Employee Fringe Benefits	45,740.00	Code Class # of Parcels % VAL'N		Taxes Receivable	151,227.70
Other Statutory Expenditures	8,000.00	1 Vacant Land 277 3.55	5,490,650.00	Tax Title Liens	140,254.41
CETA And Other Public Employment Programs	14,456.00	2 Residential 3867 81.33	125,878,400.00	Foreclosed Property	135,650.00
MUNICIPAL FUNCTIONS TOTAL	2,636,619.02	3 Farm 36 .27	418,000.00	Emergencies & Other Deferred Charges	1,023.82
CAPITAL IMPROVEMENTS *MEMO*	5,000.00	4a Commercial 169 13.54	20,555,050.00	State and Federal Aid Receivable	9,763.32
DEBT SERVICE		4b Industrial 9 1.31	2,030,600.00	Other Receivables	13,464.98
Principal Payments	211,792.00	4c Apartments		Total	1,302,309.22
Interest Payments	110,484.30	Total	4358	LIABILITIES, RESERVES, AND SURPLUS	
DEFERRED CHARGES		Land Area 6.95 Sq. Miles	154,772,700.00	Cash Liabilities	288,727.70
SCHOOL, COUNTY, SPECIAL DISTRICT TAXES	6,840,946.20	Net Valuation Taxable-Municipal	155,469,115	Reserves for Receivables	440,557.09
RESERVE FOR UNCOLLECTED TAXES	443,000.00	Net Valuation Taxable-County	363,552,701	Surplus Dec. 31, 1981	573,024.43
EXPENDITURES TOTAL	10,244,841.52	State Equalized Valuation	356,168,579	Total	1,302,309.22
		State Equalization Ratio	43.54		

Population 1980 38,951
Population 1981 38,827
S & P Rating
Moody Rating BAA

General Tax Rate Per \$100. 4.80
State Equalized Tax Rate 2.92

PERTH AMBOY CITY - MIDDLESEX COUNTY

Form of Government:

Mayor-Council Plan B (OMCL 50)

Number of Members on Governing Body - 5

PER CAPITA:

Gross Debt 356.82
Net Debt 172.08
Debt Service 33.22
Total Tax Levy 404.39
Municipal Expenditures 333.41

PER CENT:

Gross Debt 2.83
Net Debt 1.36
Tax Levy Collected 96.48
Tax Levy Cancelled, Abated or Adjusted .05

EXPENDITURES		REVENUES-REALIZED		1981 PROPERTY TAX	
GENERAL GOVERNMENT				STATE EQUALIZED TAX RATE	
Governing Body & Public Boords	65,700.00	1981 Property Taxes Collected	15,144,124.82	Local District School Taxes	1.27
Municipal Clerk	108,027.00	1981 Payments in Lieu of Taxes	299,640.00	Regional & Consolidated School Tax	
Financial Administration	251,119.00	Delinquent Tax & Lien Collections	366,351.04	School Taxes in Municipal Budget	.05
Assessment of Taxes	136,565.00	Business Personalty Replacement Taxes	1,672,428.88	County Taxes	.63
Collection of Taxes		Taxes from Public Utilities	1,492,058.00	County Library Taxes	
Planning, Housing & Development	55,945.00	Other Miscellaneous Tax Revenues		Local Municipal Purpose Taxes	.97
Human Resources	593,268.00	State Aid Revenues	1,951,431.77	Veteran & Senior Citizen Taxes	
Elections	11,070.00	Federal Aid Revenues		Total Taxes for Rate Computation	2.52
General Administration (other)	955,510.00	State and Local Fiscal Assistance Act Utilized	742,000.00	Special District Taxes	
JUDICIARY		State of Acquired Property		Bank Corp. Taxes	
Municipal Courts	88,381.00	Other Miscellaneous Revenues	765,583.01	Added and Omitted Taxes	
PUBLIC SAFETY		Total	22,433,667.52	Total Taxes Levied - ABSTRACT	
Fire Protection	1,309,985.00	Prior Years Surplus Appropriated		Total Taxes Billed	15,701,109.20
Police Protection	2,417,202.00	REVENUES TOTAL	22,433,667.52	1981 TAXES COLLECTED	15,144,124.82
Civil Defense & Disaster Control	16,300.00	Reserve For Uncollected Taxes	577,000.00	1981 Taxes Cancelled, Abated or Adjusted	7,996.80
Environmental Inspection & Control	438,669.00	CAPITAL OUTLAY TOTAL	345,525.56	Transfer to Tax Title Liens or Foreclosed	19,881.20
Other Public Safety		Public Enterprises	225,555.86	Balance Outstanding Dec. 31, 1981	524,427.74
PUBLIC WORKS		Recreation—Culture		PRIOR YEARS TAXES OUTSTANDING	
Streets and Drainage	503,022.00	Public Works	82,538.97	Balance January 1, 1981	725,335.15
Sewers and Sewage Processing		Buildings and Grounds	37,820.73	Collected in 1981	364,516.93
Gorbage and Trash Disposal	532,658.00	Library and Education		Cancelled, Abated or Adjusted 1981	
Public Buildings and Grounds	438,166.00	Conservation		Transfers to Tax Title Liens or Foreclosed	12,259.63
Other Public Works	289,800.00	All Other		Balance December 31, 1981	348,558.59
HEALTH and WELFARE		CAPITAL DEBT AUTHORIZED, DECEMBER 31, 1981		TAX TITLE LIENS OUTSTANDING	
Health Services Except Environmental	163,806.00	ISSUED AND UNISSUED		Balance January 1, 1981	69,726.62
Welfare-Public Assistance	173,190.02	School	6,363,000	Transfer From Taxes	32,140.83
Hospitals, Clinics, First Aid		Self-liquidating	4,205,100	Redeemed in 1981	1,874.11
Animal, Insect, & Rodent Control		Other	3,286,059	Cancelled, Abated or Adjusted (1981)	
Other Welfare Services	65,339.98	Total	13,854,199	Transfers to Foreclosed Property	
RECREATION and CONSERVATION		ISSUED AND OUTSTANDING		Balance December 31, 1981	99,993.34
Beaches and Boardwalks	25,000.00	School	5,415,000.00	PROPERTY ACQUIRED BY DEED OR	
Parks, Playgrounds, Shade Trees	186,313.00	Self-Liquidating	2,546,500.00	FORECLOSURE	
Land Reclamation & Conservation		Other	2,366,000.00	Balance January 1, 1981	359,800.00
Other Recreational Services	273,118.50	Total	10,327,500.00	Transfers From Taxes or Liens	
EDUCATION (excluding schools)		EQUALIZED VALUATION BASIS		Sale for Cash (1981)	
Libraries	190,761.00	FOR NET DEBT COMPUTATION	489,650,717	Cancelled, Abated or Adjusted (1981)	
Other Educational Services		REAL PROPERTY VALUATIONS		Balance December 31, 1981	359,800.00
STATUTORY EXPENDITURES		Code Class # of Parcels % VAL'N		CURRENT FINANCES DECEMBER 31, 1981	
Pensions & F. I. C. A.	1,341,900.00	1 Vacant Land 312 1.08	3,535,600.00	ASSETS	
Employee Fringe Benefits		2 Residential 6734 39.83	130,542,400.00	Cash Dec. 31, 1981	1,203,047.68
Other Statutory Expenditures	92,500.00	3 Form		Taxes Receivable	872,986.33
CETA And Other Public Employment Programs	22,396.00	4a Commercial 923 14.47	47,410,400.00	Tax Title Liens	99,993.34
MUNICIPAL FUNCTIONS TOTAL	10,749,711.50	4b Industrial 215 39.77	130,327,400.00	Foreclosed Property	359,800.00
CAPITAL IMPROVEMENTS *MEMO*		4c Apartments 120 4.85	15,901,800.00	Emergencies & Other Deferred Charges	301,810.86
DEBT SERVICE		Total 8304	327,717,600.00	State and Federal Aid Receivable	28,775.68
Principal Payments	740,000.00	Land Area 4.55 Sq. Miles		Other Receivables	374,722.10
Interest Payments	549,745.83	Net Valuation Taxable-Municipal	326,547,529	Total	3,241,135.99
TYPE I SCHL DEBT *MEMO	917,678.50	Net Valuation Taxable-County	658,955,412	LIABILITIES, RESERVES, AND SURPLUS	
DEFERRED CHARGES	329,045.50	State Equalized Valuation	545,227,215	Cash Liabilities	1,295,469.56
SCHOOL, COUNTY, SPECIAL DISTRICT TAXES	10,466,881.52	State Equalization Ratio	60.78	Reserves for Receivables	1,355,931.01
RESERVE FOR UNCOLLECTED TAXES	577,000.00			Surplus Dec. 31, 1981	589,735.42
EXPENDITURES TOTAL	23,414,384.35			Total	3,241,135.99

2119

Population 1980 **16,647**
 Population 1981 **16,729**
 S & P Rating
 Moody Rating

General Tax Rate Per \$100.

2.66

State Equalized Tax Rate

2.63

PHILLIPSBURG TOWN - WARREN COUNTY**Form of Government:****Council-Manager Plan B (OMCL 50)****Number of Members on Governing Body - 5****PER CAPITA:**

Gross Debt **326.84**
 Net Debt **32.50**
 Debt Service **10.89**
 Total Tax Levy **350.08**
 Municipal Expenditures **250.61**

PER CENT:

Gross Debt **2.65**
 Net Debt **.26**
 Tax Levy Collected **94.10**
 Tax Levy Cancelled, Abated or Adjusted **.25**

EXPENDITURES		REVENUES-REALIZED		1981 PROPERTY TAX	
GENERAL GOVERNMENT				STATE EQUALIZED TAX RATE	
Governing Body & Public Boards	10,340.00	1981 Property Taxes Collected	5,497,172.57	Local District School Taxes	1.52
Municipal Clerk	40,202.00	1981 Payments in Lieu of Taxes	24,857.25	Regional & Consolidated School Tax	
Financial Administration	16,498.00	Delinquent Tax & Lien Collections	328,952.56	School Taxes in Municipal Budget	
Assessment of Taxes	46,731.00	Business Personalty Replacement Taxes	484,558.56	County Taxes	.55 *
Collection of Taxes	57,132.59	Taxes from Public Utilities	647,718.00	County Library Taxes	
Planning, Housing & Development		Other Miscellaneous Tax Revenues		Local Municipal Purpose Taxes	.55
Human Resources	68,131.76	State Aid Revenues	321,553.49	Veteran & Senior Citizen Taxes	
Elections	10,238.26	Federal Aid Revenues		Total Taxes for Rate Computation	2.62
General Administration (other)	730,568.20	State and Local Fiscal Assistance Act Utilized	197,383.00	Special District Taxes	
JUDICIARY		Sale of Acquired Property		Bank Corp. Taxes	18,113.73
Municipal Courts	39,322.08	Other Miscellaneous Revenues		Added and Omitted Taxes	9,294.86
PUBLIC SAFETY		Total	836,300.40	Total Taxes Levied - ABSTRACT	5,856,519.26
Fire Protection	80,880.00	Prior Years Surplus Appropriated	575,000.00	Total Taxes Billed	5,842,120.38
Police Protection	736,893.88	REVENUES	8,914,376.63	1981 TAXES COLLECTED	5,497,172.97
Civil Defense & Disaster Control	4,000.00	Reserve For Uncollected Taxes	502,507.75	1981 Taxes Cancelled, Abated or Adjusted	14,742.19
Environmental Inspection & Control	51,118.00	CAPITAL OUTLAY	TOTAL	Transfer to Tax Title Liens or Foreclosed	34,385.15
Other Public Safety			404,185.58	Balance Outstanding Dec. 31, 1981	295,820.07
PUBLIC WORKS		Public Enterprises		PRIOR YEARS TAXES OUTSTANDING	
Streets and Drainage	141,000.00	Recreation—Culture	200,635.51	Balance January 1, 1981	331,285.54
Sewers and Sewage Processing	370,217.13	Public Works	203,237.17	Collected in 1981	289,658.46
Garbage and Trash Disposal		Buildings and Grounds	312.90	Cancelled, Abated or Adjusted 1981	1,102.85
Public Buildings and Grounds	12,000.00	Library and Education		Transfers to Tax Title Liens or Foreclosed	14,167.54
Other Public Works	373,634.00	Conservation		Balance December 31, 1981	26,356.69
HEALTH and WELFARE		All Other		TAX TITLE LIENS OUTSTANDING	
Health Services Except Environmental		CAPITAL DEBT AUTHORIZED, DECEMBER 31, 1981		Balance January 1, 1981	102,646.78
Welfare-Public Assistance	13,008.00	ISSUED AND UNISSUED	GROSS DEBT	Transfer From Taxes	50,331.35
Hospitals, Clinics, First Aid		School	2,924,000	Redeemed in 1981	39,334.50
Animal, Insect, & Rodent Control		Self-liquidating		Cancelled, Abated or Adjusted (1981)	964.71
Other Welfare Services		Other	2,543,652	Transfers to Foreclosed Property	14,193.81
RECREATION and CONSERVATION		Total	5,467,652	Balance December 31, 1981	98,485.11
Beaches and Boardwalks		ISSUED AND OUTSTANDING		PROPERTY ACQUIRED BY DEED OR FORECLOSURE	
Parks, Playgrounds, Shade Trees	51,054.00	School	2,924,000.00	Balance January 1, 1981	178,076.19
Land Reclamation & Conservation		Self-Liquidating		Transfers From Taxes or Liens	14,153.81
Other Recreational Services	14,500.00	Other	2,024,000.00	Sale for Cash (1981)	
EDUCATION (excluding schools)		Total	4,948,000.00	Cancelled, Abated or Adjusted (1981)	
Libraries	181,798.00	EQUALIZED VALUATION BASIS		Balance December 31, 1981	192,270.00
Other Educational Services		FOR NET DEBT COMPUTATION	206,553,328	CURRENT FINANCES DECEMBER 31, 1981	
STATUTORY EXPENDITURES		REAL PROPERTY VALUATIONS		ASSETS	
Pensions & F. I. C. A.	313,926.28	Code Class # of Parcels % VAL'N	ASSESSED VALUATION	Cash Dec. 31, 1981	3,084,472.92
Employee Fringe Benefits	83,000.00	1 Vacant Land 325 1.45	3,134,925.00	Taxes Receivable	322,176.76
Other Statutory Expenditures	20,000.00	2 Residential 4386 61.22	131,568,805.00	Tax Title Liens	98,485.11
CETA And Other Public Employment Programs		3 Farm 3 .01	32,270.00	Foreclosed Property	192,270.00
MUNICIPAL FUNCTIONS		4a Commercial 351 13.05	28,140,840.00	Emergencies & Other Deferred Charges	93,007.52
CAPITAL IMPROVEMENTS	*MEMO*	4b Industrial 38 20.80	44,838,575.00	State and Federal Aid Receivable	
DEBT SERVICE		4c Apartments 16 3.46	7,464,450.00	Other Receivables	120,462.41
Principal Payments	115,000.00	Total 5119	215,575,865.00	Total	3,910,875.12
Interest Payments	67,130.50	Land Area 2.90 Sq. Miles		LIABILITIES, RESERVES, AND SURPLUS	
DEFERRED CHARGES	41,555.57	Net Valuation Taxable-Municipal	219,240,566	Cash Liabilities	2,358,935.64
SCHOOL, COUNTY, SPECIAL DISTRICT TAXES	4,604,373.78	Net Valuation Taxable-County	227,831,332	Reserves for Receivables	672,726.78
RESERVE FOR UNCOLLECTED TAXES	502,507.75	State Equalized Valuation	223,476,380	Surplus Dec. 31, 1981	839,212.50
EXPENDITURES	TOTAL	State Equalization Ratio	58.71	Total	3,910,875.12
	8,756,760.78				

1981/3000



*Includes County Health Service Taxes or County Vocational School Taxes. See Table 13.

1709

Population 1980 2,810
 Population 1981 2,824
 S & P Rating
 Moody Rating

General Tax Rate Per \$100. 3.57
 State Equalized Tax Rate 2.32

PILESGROVE TOWNSHIP – SALEM COUNTY

Form of Government:

Township Committee

Number of Members on Governing Body – 3

PER CAPITA:

Gross Debt 1,307.66
 Net Debt 83.22
 Debt Service
 Total Tax Levy 544.84
 Municipal Expenditures 200.50

PER CENT:

Gross Debt 6.48
 Net Debt .41
 Tax Levy Collected 52.78
 Tax Levy Cancelled, Abated or Adjusted .24

EXPENDITURES		REVENUES-REALIZED		1981 PROPERTY TAX	
GENERAL GOVERNMENT		1981 Property Taxes Collected		STATE EQUALIZED TAX RATE →	
Governing Body & Public Boards		1,420,245.79		Local District School Taxes	
Municipal Clerk				Regional & Consolidated School Tax 1.52	556,363.89
Financial Administration	9,300.00	1981 Payments in Lieu of Taxes		School Taxes in Municipal Budget	
Assessment of Taxes	5,000.00	Delinquent Tax & Lien Collections		County Taxes .80	524,551.80
Collection of Taxes	5,800.00	Business Personalty Replacement Taxes		County Library Taxes	
Planning, Housing & Development	13,000.00	Taxes from Public Utilities		Local Municipal Purpose Taxes	
Human Resources		Other Miscellaneous Tax Revenues		Veteran & Senior Citizen Taxes	23,600.00
Elections		State Aid Revenues		Total Taxes for Rate Computation 2.32	1,544,515.75
General Administration (other)	44,200.00	Federal Aid Revenues		Special District Taxes	
JUDICIARY		State and Local Fiscal Assistance Act Utilized		Bank Corp. Taxes	3,615.36
Municipal Courts	15,050.00	Sale of Acquired Property		Added and Omitted Taxes	14,088.53
PUBLIC SAFETY		Other Miscellaneous Revenues		Total Taxes Levied - ABSTRACT	1,538,620.04
Fire Protection	14,000.00	Total		Total Taxes Billed	1,537,256.38
Police Protection	2,800.00	Prior Years Surplus Appropriated		1981 TAXES COLLECTED	1,426,245.79
Civil Defense & Disaster Control	1,500.00	REVENUES TOTAL		1981 Taxes Cancelled, Abated or Adjusted	3,647.41
Environmental Inspection & Control	10,800.00	Reserve For Uncollected Taxes		Transfer to Tax Title Liens or Foreclosed	2,570.40
Other Public Safety		CAPITAL OUTLAY TOTAL		Balance Outstanding Dec. 31, 1981	104,792.78
PUBLIC WORKS				PRIOR YEARS TAXES OUTSTANDING	
Streets and Drainage	236,700.00	Public Enterprises		Balance January 1, 1981	110,747.39
Sewers and Sewage Processing		Recreation—Culture		Collected in 1981	107,199.56
Garbage and Trash Disposal	5,100.00	Public Works		Cancelled, Abated or Adjusted 1981	
Public Buildings and Grounds	5,500.00	Buildings and Grounds		Transfers to Tax Title Liens or Foreclosed	1,771.68
Other Public Works		Library and Education		Balance December 31, 1981	1,776.15
HEALTH and WELFARE		Conservation		TAX TITLE LIENS OUTSTANDING	
Health Services Except Environmental	550.00	All Other		Balance January 1, 1981	7,028.47
Welfare-Public Assistance	11,150.00	CAPITAL DEBT AUTHORIZED, DECEMBER 31, 1981		Transfer From Taxes	4,648.44
Hospitals, Clinics, First Aid	1,000.00	ISSUED AND UNISSUED GROSS DEBT NET DEBT		Redeemed in 1981	2,459.63
Animal, Insect, & Rodent Control	2,000.00	School 3,457,838		Cancelled, Abated or Adjusted (1981)	
Other Welfare Services	1,400.00	Self-Liquidating 235,000		Transfers to Foreclosed Property	
RECREATION and CONSERVATION		Other 235,000		Balance December 31, 1981	9,217.28
Beaches and Boardwalks		Total 3,692,838		PROPERTY ACQUIRED BY DEED OR FORECLOSURE	
Parks, Playgrounds, Shade Trees	2,500.00	ISSUED AND OUTSTANDING		Balance January 1, 1981	1,400.00
Land Reclamation & Conservation		School 3,457,838.13		Transfers From Taxes or Liens	
Other Recreational Services		Self-Liquidating 235,000.00		Sale for Cash (1981)	
EDUCATION (excluding schools)		Other 3,692,838.13		Cancelled, Abated or Adjusted (1981)	
Libraries	2,100.00	EQUALIZED VALUATION BASIS		Balance December 31, 1981	1,400.00
Other Educational Services	9,025.54	FOR NET DEBT COMPUTATION		CURRENT FINANCES DECEMBER 31, 1981	
STATUTORY EXPENDITURES		REAL PROPERTY VALUATIONS		ASSETS	
Pensions & F. I. C. A.	13,200.00	Code Class # of Parcels % VAL'N ASSESSED VALUATION		Cash Dec. 31, 1981	2,110,594.75
Employee Fringe Benefits	3,700.00	1 Vacant Land 184 2.20 515,760.00		Taxes Receivable	106,568.93
Other Statutory Expenditures	1,000.00	2 Residential 749 60.52 25,170,500.00		Tax Title Liens	9,217.28
CETA And Other Public Employment Programs		3 Farm 631 27.35 11,379,200.00		Foreclosed Property	1,400.00
MUNICIPAL FUNCTIONS TOTAL	426,375.54	4a Commercial 51 8.05 3,348,700.00		Emergencies & Other Deferred Charges	1,358.88
CAPITAL IMPROVEMENTS *MEMU*	70,000.00	4b Industrial 2 1.70 705,700.00		State and Federal Aid Receivable	10,072.73
DEBT SERVICE		4c Apartments 2 .18 73,500.00		Other Receivables	222.56
Principal Payments		Total 1619 41,593,300.00		Total	2,239,435.13
Interest Payments		Land Area 36.10 Sq. Miles		LIABILITIES, RESERVES, AND SURPLUS	
DEFERRED CHARGES		Net Valuation Taxable-Municipal		Cash Liabilities	159,088.35
SCHOOL, COUNTY, SPECIAL DISTRICT TAXES	1,520,915.75	Net Valuation Taxable-County		Reserves for Receivables	117,408.77
RESERVE FOR UNCOLLECTED TAXES	140,000.00	State Equalized Valuation		Surplus Dec. 31, 1981	1,962,538.01
EXPENDITURES TOTAL	2,087,291.29	State Equalization Ratio 65.03		Total	2,239,435.13

Population 1980 1,796
 Population 1981 1,812
 S & P Rating
 Moody Rating

General Tax Rate Per \$100.

3.46

State Equalized Tax Rate

2.44

PINE BEACH BOROUGH - OCEAN COUNTY**Form of Government:****Borough Council****Number of Members on Governing Body - 6****PER CAPITA:**

Gross Debt 684.85
 Net Debt 223.10
 Debt Service 25.18
 Total Tax Levy 603.39
 Municipal Expenditures 258.21

PER CENT:

Gross Debt 3.15
 Net Debt 1.03
 Tax Levy Collected 93.99
 Tax Levy Cancelled, Abated
 or Adjusted

EXPENDITURES		REVENUES-REALIZED		1981 PROPERTY TAX	
GENERAL GOVERNMENT				STATE EQUALIZED TAX RATE →	
Governing Body & Public Boards		1981 Property Taxes Collected	1,027,537.72	Local District School Taxes	
Municipal Clerk		1981 Payments in Lieu of Taxes		Regional & Consolidated School Tax 1.60	713,078.16
Financial Administration	4,700.00	Delinquent Tax & Lien Collections	51,765.49	School Taxes in Municipal Budget	
Assessment of Taxes	3,675.00	Business Personalty Replacement Taxes	3,011.56	County Taxes	.43 * 191,925.97
Collection of Taxes	4,075.00	Taxes from Public Utilities	96,672.00	County Library Taxes	.02 10,694.74
Planning, Housing & Development	1,670.00	Other Miscellaneous Tax Revenues	31,500.00	Local Municipal Purpose Taxes	.39 172,900.00
Human Resources		State Aid Revenues	11,824.49	Veteran & Senior Citizen Taxes	
Elections		Federal Aid Revenues	5,193.22	Total Taxes for Rate Computation	2.44 1,116,198.67
General Administration (other)	64,365.00	State and Local Fiscal Assistance Act Utilized	16,092.00	Special District Taxes	
JUDICIARY		Sale of Acquired Property		Bank Corp. Taxes	160.81
Municipal Courts	5,100.00	Other Miscellaneous Revenues	61,973.73	Added and Omitted Taxes	4,584.87
PUBLIC SAFETY		Total	1,305,570.21	Total Taxes Levied - ABSTRACT	1,093,344.55
Fire Protection	12,000.00	Prior Years Surplus Appropriated	61,947.00	Total Taxes Billed	1,093,183.74
Police Protection	91,439.95	REVENUES TOTAL	1,367,517.21	1981 TAXES COLLECTED	1,027,537.72
Civil Defense & Disaster Control	25.00	Reserve For Uncollected Taxes	56,524.08	1981 Taxes Cancelled, Abated or Adjusted	
Environmental Inspection & Control	2,350.00	CAPITAL OUTLAY TOTAL	331,512.06	Transfer to Tax Title Liens or Foreclosed	
Other Public Safety				Balance Outstanding Dec. 31, 1981	65,646.02
PUBLIC WORKS				PRIOR YEARS TAXES OUTSTANDING	
Streets and Drainage	77,350.00	Public Enterprises		Balance January 1, 1981	51,180.36
Sewers and Sewage Processing		Recreation—Culture		Collected in 1981	50,957.43
Garbage and Trash Disposal	29,700.00	Public Works	328,442.10	Cancelled, Abated or Adjusted 1981	
Public Buildings and Grounds	4,000.00	Buildings and Grounds	3,069.96	Transfers to Tax Title Liens or Foreclosed	
Other Public Works	22,000.00	Library and Education		Balance December 31, 1981	222.93
HEALTH and WELFARE		Conservation		TAX TITLE LIENS OUTSTANDING	
Health Services Except Environmental	50.00	All Other		Balance January 1, 1981	13,903.48
Welfare-Public Assistance	3,260.00	CAPITAL DEBT AUTHORIZED, DECEMBER 31, 1981		Transfer From Taxes	
Hospitals, Clinics, First Aid		ISSUED AND UNISSUED GROSS DEBT		Redeemed in 1981	808.06
Animal, Insect, & Rodent Control	550.00	School	598,151	Cancelled, Abated or Adjusted (1981)	
Other Welfare Services		Self-liquidating	130,000	Transfers to Foreclosed Property	
RECREATION and CONSERVATION		Other	512,805	Balance December 31, 1981	13,095.42
Beaches and Boardwalks	3,525.00	Total	1,240,956	PROPERTY ACQUIRED BY DEED OR FORECLOSURE	
Parks, Playgrounds, Shade Trees	1,200.00			Balance January 1, 1981	10,400.00
Land Reclamation & Conservation		ISSUED AND OUTSTANDING		Transfers From Taxes or Liens	
Other Recreational Services	700.00	School	551,875.07	Sale for Cash (1981)	
EDUCATION (excluding schools)		Self-Liquidating	130,000.00	Cancelled, Abated or Adjusted (1981)	
Libraries		Other	427,400.00	Balance December 31, 1981	10,400.00
Other Educational Services		Total	1,109,275.07	CURRENT FINANCES DECEMBER 31, 1981	
STATUTORY EXPENDITURES		EQUALIZED VALUATION BASIS		ASSETS	
Pensions & F. I. C. A.	14,600.00	FOR NET DEBT COMPUTATION	39,420,850	Cash Dec. 31, 1981	582,456.74
Employee Fringe Benefits	6,900.00	REAL PROPERTY VALUATIONS		Taxes Receivable	65,868.95
Other Statutory Expenditures	1,000.00	Code Class # of Parcels % VAL'N		Tax Title Liens	13,095.42
CETA And Other Public Employment Programs	8,500.00	1 Vacant Land 126 3.52	1,102,700.00	Foreclosed Property	10,400.00
MUNICIPAL FUNCTIONS TOTAL	362,734.95	2 Residential 750 90.65	28,385,150.00	Emergencies & Other Deferred Charges	
CAPITAL IMPROVEMENTS *MEMO*	20,000.00	3 Farm		State and Federal Aid Receivable	31,500.00
DEBT SERVICE		4a Commercial 17 5.83	1,825,800.00	Other Receivables	13,819.46
Principal Payments	39,125.00	4b Industrial		Total	717,140.57
Interest Payments	6,500.00	4c Apartments		LIABILITIES, RESERVES, AND SURPLUS	
		Total	893	Cash Liabilities	558,665.28
DEFERRED CHARGES	3,000.00	Land Area .60 Sq. Miles		Reserves for Receivables	103,183.83
SCHOOL, COUNTY, SPECIAL DISTRICT TAXES	915,698.87	Net Valuation Taxable-Municipal	31,444,789	Surplus Dec. 31, 1981	55,291.46
RESERVE FOR UNCOLLECTED TAXES	56,524.08	Net Valuation Taxable-County	40,350,682	Total	717,140.57
EXPENDITURES TOTAL	1,383,582.90	State Equalized Valuation	44,535,067		
		State Equalization Ratio	70.52		

0428

Population 1980 8,684
Population 1981 8,720
S & P Rating
Moody Rating

General Tax Rate Per \$100. 3.34
State Equalized Tax Rate 2.99

PINE HILL BOROUGH - CAMDEN COUNTY

Form of Government:

Borough Council

Number of Members on Governing Body - 6

PER CAPITA:

Gross Debt 249.40
Net Debt 113.17
Debt Service 13.51
Total Tax Levy 331.43
Municipal Expenditures 172.18

PER CENT:

Gross Debt 2.53
Net Debt 1.15
Tax Levy Collected 93.54
Tax Levy Cancelled, Abated or Adjusted .62

EXPENDITURES		REVENUES-REALIZED		1981 PROPERTY TAX	
GENERAL GOVERNMENT		1981 Property Taxes Collected		STATE EQUALIZED TAX RATE	
Governing Body & Public Boards			2,705,652.20	Lacol District Schaal Taxes .71	
Municipal Clerk	15,241.00	1981 Payments in Lieu of Taxes	88,228.89	Regional & Consolidated Schaal Tax .70	
Financial Administration	20,956.00	Delinquent Tax & Lien Collections	106,116.06	Schaal Taxes in Municipal Budget	
Assessment of Taxes	15,656.00	Business Personalty Replacement Taxes	9,757.36	County Taxes 1.02 *	
Collection of Taxes	8,136.00	Taxes from Public Utilities	382,264.00	County Library Taxes .02	
Planning, Housing & Development		Other Miscellaneous Tax Revenues		Local Municipal Purpose Taxes .53	
Human Resources		State Aid Revenues	60,062.06	Veteran & Senior Citizen Taxes	
Elections	4,200.00	Federal Aid Revenues	20,459.83	Total Taxes for Rate Computation 2.98	
General Administration (other)	154,194.49	State and Local Fiscal Assistance Act Utilized	47,670.00	Special District Taxes	
JUDICIARY		Sole of Acquired Property		Bank Corp. Taxes	
Municipal Courts	18,360.00	Other Miscellaneous Revenues	206,961.07	Added and Omitted Taxes	
PUBLIC SAFETY		Total	3,627,211.47	Total Taxes Levied - ABSTRACT	
Fire Protection	32,324.00	Prior Years Surplus Appropriated	111,800.00	Total Taxes Billed	
Police Protection	344,736.44	REVENUES TOTAL	3,739,011.47	1981 TAXES COLLECTED	
Civil Defense & Disaster Control		Reserve For Uncollected Taxes	340,950.88	1981 Taxes Cancelled, Abated or Adjusted	
Environmental Inspection & Control	25,306.00	CAPITAL OUTLAY TOTAL	21,652.07	Transfer to Tax Title Liens or Foreclosed	
Other Public Safety				Balance Outstanding Dec. 31, 1981	
PUBLIC WORKS				PRIOR YEARS TAXES OUTSTANDING	
Streets and Drainage	83,847.93	Public Enterprises		Balance January 1, 1981	
Sewers and Sewage Processing		Recreation—Culture	21,652.07	Collected in 1981	
Gorbage and Trash Disposal	88,200.00	Public Works		Cancelled, Abated or Adjusted 1981	
Public Buildings and Grounds	40,996.49	Buildings and Grounds		Transfers to Tax Title Liens or Foreclosed	
Other Public Works		Library and Education		Balance December 31, 1981	
HEALTH and WELFARE		Conservation		TAX TITLE LIENS OUTSTANDING	
Health Services Except Environmental	1,602.00	All Other		Balance January 1, 1981	
Welfare-Public Assistance	7,180.00	CAPITAL DEBT AUTHORIZED, DECEMBER 31, 1981		Transfer From Taxes	
Hospitals, Clinics, First Aid		ISSUED AND UNISSUED GROSS DEBT		Redeemed in 1981	
Animal, Insect, & Radent Control	2,880.00	Schaal	1,141,902	Cancelled, Abated or Adjusted (1981)	
Other Welfare Services		Self-liquidating	1,032,856	Transfers to Foreclosed Property	
RECREATION and CONSERVATION		Other	986,841	Balance December 31, 1981	
Beaches and Boardwalks		Total	2,174,759	PROPERTY ACQUIRED BY DEED OR FORECLOSURE	
Parks, Playgrounds, Shade Trees		ISSUED AND OUTSTANDING		Balance January 1, 1981	
Land Reclamation & Conservation	50.00	School	1,141,902.50	Transfers From Taxes or Liens	
Other Recreational Services		Self-Liquidating	1,032,856.55	Sale for Cash (1981)	
EDUCATION (excluding schaal)		Other	2,174,759.05	Cancelled, Abated or Adjusted (1981)	
Libraries		Total		Balance December 31, 1981	
Other Educational Services		EQUALIZED VALUATION BASIS		CURRENT FINANCES DECEMBER 31, 1981	
STATUTORY EXPENDITURES		FOR NET DEBT COMPUTATION	85,946,086	ASSETS	
Pensions & F. I. C. A.	94,298.77	REAL PROPERTY VALUATIONS		Cosh Dec. 31, 1981	
Employee Fringe Benefits	16,000.00	Code Class # of Parcels % VAL'N		Taxes Receivable	
Other Statutory Expenditures	10,150.00	1 Vacant Land 525 6.13	5,169,100.00	Tax Title Liens	
CETA And Other Public Employment Programs	11,016.81	2 Residential 2230 77.10	65,065,175.00	Foreclosed Property	
MUNICIPAL FUNCTIONS TOTAL	999,331.93	3 Farm 3 .04	38,600.00	Emergencies & Other Deferred Charges	
CAPITAL IMPROVEMENTS *MEMO*	5,000.00	4a Commercial 39 3.63	3,067,100.00	State and Federal Aid Receivable	
DEBT SERVICE		4b Industrial 4 .56	474,200.00	Other Receivables	
Principal Payments	46,650.00	4c Apartments 11 12.53	10,573,000.00	Total	
Interest Payments	71,149.50	Total	84,387,175.00	LIABILITIES, RESERVES, AND SURPLUS	
DEFERRED CHARGES	43,320.77	Land Area 3.97 Sq. Miles		Cosh Liabilities	
SCHOOL, COUNTY, SPECIAL DISTRICT TAXES	2,342,164.28	Net Valuation Taxable-Municipal	85,256,874	Reserves for Receivables	
RESERVE FOR UNCOLLECTED TAXES	340,950.88	Net Valuation Taxable-County	85,904,662	Surplus Dec. 31, 1981	
EXPENDITURES TOTAL	3,843,567.36	State Equalized Valuation	95,201,204	Total	
		State Equalization Ratio	89.46		

*Includes County Health Service Taxes or County Vocational Schaal Taxes. See Table 13.

Population 1980 23
 Population 1981 24
 S & P Rating
 Moody Rating

General Tax Rate Per \$100.

3.63

State Equalized Tax Rate

4.43

PINE VALLEY BOROUGH - CAMDEN CO.**Form of Government:****Commission (1911)****Number of Members on Governing Body - 3****PER CAPITAL:**

Gross Debt
 Net Debt
 Debt Service
 Total Tax Levy 2,831.66
 Municipal Expenditures 2,300.08

PER CENT:

Gross Debt
 Net Debt
 Tax Levy Collected 100.00
 Tax Levy Cancelled, Abated or Adjusted

EXPENDITURES		REVENUES-REALIZED		1981 PROPERTY TAX	
GENERAL GOVERNMENT				STATE EQUALIZED TAX RATE →	
Governing Body & Public Boards		1981 Property Taxes Collected	68,122.02	Local District School Taxes	
Municipal Clerk		1981 Payments in Lieu of Taxes		Regional & Consolidated School Tax	
Financial Administration	525.00	Delinquent Tax & Lien Collections		School Taxes in Municipal Budget	
Assessment of Taxes	650.00	Business Personalty Replacement Taxes	549.04	County Taxes	1.24 *
Collection of Taxes	1,095.00	Taxes from Public Utilities	2,720.00	County Library Taxes	.03
Planning, Housing & Development		Other Miscellaneous Tax Revenues		Local Municipal Purpose Taxes	3.15
Human Resources		State Aid Revenues	120.90	Veteran & Senior Citizen Taxes	
Elections	1,200.00	Federal Aid Revenues		Total Taxes for Rate Computation	4.42
General Administration (other)	4,285.50	State and Local Fiscal Assistance Act Utilized		Special District Taxes	
JUDICIARY		Sale of Acquired Property		Bank Corp. Taxes	
Municipal Courts	450.00	Other Miscellaneous Revenues	1,104.20	Added and Omitted Taxes	
PUBLIC SAFETY		Total	73,026.16	Total Taxes Levied - ABSTRACT	67,959.75
Fire Protection	300.00	Prior Years Surplus Appropriated	3,000.00	Total Taxes Billed	68,122.02
Police Protection	32,900.00	REVENUES TOTAL	76,026.16	1981 TAXES COLLECTED	68,122.02
Civil Defense & Disaster Control		Reserve For Uncollected Taxes		1981 Taxes Cancelled, Abated or Adjusted	
Environmental Inspection & Control	515.00			Transfer to Tax Title Liens or Foreclosed	
Other Public Safety				Balance Outstanding Dec. 31, 1981	
PUBLIC WORKS		CAPITAL OUTLAY TOTAL		PRIOR YEARS TAXES OUTSTANDING	
Streets and Drainage		Public Enterprises		Balance January 1, 1981	
Sewers and Sewage Processing		Recreation—Culture		Collected in 1981	
Garbage and Trash Disposal	7,220.00	Public Works		Cancelled, Abated or Adjusted 1981	
Public Buildings and Grounds		Buildings and Grounds		Transfers to Tax Title Liens or Foreclosed	
Other Public Works	661.50	Library and Education		Balance December 31, 1981	
HEALTH and WELFARE		Conservation		TAX TITLE LIENS OUTSTANDING	
Health Services Except Environmental		All Other		Balance January 1, 1981	
Welfare-Public Assistance				Transfer From Taxes	
Hospitals, Clinics, First Aid		CAPITAL DEBT AUTHORIZED, DECEMBER 31, 1981		Redeemed in 1981	
Animal, Insect, & Rodent Control		ISSUED AND UNISSUED GROSS DEBT		Cancelled, Abated or Adjusted (1981)	
Other Welfare Services		School		Transfers to Foreclosed Property	
RECREATION and CONSERVATION		Self-liquidating		Balance December 31, 1981	
Beaches and Boardwalks		Other		PROPERTY ACQUIRED BY DEED OR	
Parks, Playgrounds, Shade Trees		Total		FORECLOSURE	
Land Reclamation & Conservation				Balance January 1, 1981	
Other Recreational Services		ISSUED AND OUTSTANDING		Transfers From Taxes or Liens	
EDUCATION (excluding schools)		School		Sale for Cash (1981)	
Libraries		Self-liquidating		Cancelled, Abated or Adjusted (1981)	
Other Educational Services		Other		Balance December 31, 1981	
STATUTORY EXPENDITURES		Total		CURRENT FINANCES DECEMBER 31, 1981	
Pensions & F. I. C. A.	4,750.00	EQUALIZED VALUATION BASIS		ASSETS	
Employee Fringe Benefits		FOR NET DEBT COMPUTATION	1,467,709	Cash Dec. 31, 1981	14,019.60
Other Statutory Expenditures	650.00	REAL PROPERTY VALUATIONS		Taxes Receivable	
CETA And Other Public Employment Programs		Code Class # of Parcels % VAL'N		Tax Title Liens	
MUNICIPAL FUNCTIONS TOTAL	55,202.00	1 Vacant Land 2 36.20	658,000.00	Foreclosed Property	
CAPITAL IMPROVEMENTS *MEMO*		2 Residential 21 43.89	797,800.00	Emergencies & Other Deferred Charges	
DEBT SERVICE		3 Farm		State and Federal Aid Receivable	
Principal Payments		4a Commercial 10 19.91	361,900.00	Other Receivables	
Interest Payments		4b Industrial		Total	14,019.60
		4c Apartments		LIABILITIES, RESERVES, AND SURPLUS	
		Total 33	1,817,700.00	Cash Liabilities	7,323.23
DEFERRED CHARGES		Land Area .94 Sq. Miles		Reserves for Receivables	
SCHOOL, COUNTY, SPECIAL DISTRICT TAXES	19,516.75	Net Valuation Taxable-Municipal	1,876,121	Surplus Dec. 31, 1981	6,696.37
RESERVE FOR UNCOLLECTED TAXES		Net Valuation Taxable-County	1,590,078	Total	14,019.60
EXPENDITURES TOTAL	74,718.75	State Equalized Valuation	1,546,997		
		State Equalization Ratio	122.11		

Population 1980 42,223
 Population 1981 42,778
 S & P Rating AA-
 Moody Rating AA

General Tax Rate Per \$100. 3.50
 State Equalized Tax Rate 2.12

PISCATAWAY TWP. - MIDDLESEX COUNTY
Form of Government:
Mayor-Council Plan F (OMCL 50)
Number of Members on Governing Body - 7

PER CAPITA:
 Gross Debt 739.77
 Net Debt 326.64
 Debt Service 19.69
 Total Tax Levy 638.31
 Municipal Expenditures 235.50

PER CENT:
 Gross Debt 3.33
 Net Debt 1.47
 Tax Levy Collected 97.42
 Tax Levy Cancelled, Abated or Adjusted

EXPENDITURES		REVENUES-REALIZED		1981 PROPERTY TAX	
GENERAL GOVERNMENT				STATE EQUALIZED TAX RATE	
Governing Body & Public Boards	24,800.00	1981 Property Taxes Collected	26,695,987.72	Local District School Taxes	1.37
Municipal Clerk	51,305.00	1981 Payments in Lieu of Taxes		Regional & Consolidated School Tax	
Financial Administration	124,730.00	Delinquent Tax & Lien Collections	458,219.12	School Taxes in Municipal Budget	
Assessment of Taxes	97,305.00	Business Personalty Replacement Taxes	829,027.20	County Taxes	.51
Collection of Taxes	99,480.00	Taxes from Public Utilities	2,574,007.00	County Library Taxes	
Planning, Housing & Development	73,200.00	Other Miscellaneous Tax Revenues		Local Municipal Purpose Taxes	.24
Human Resources	7,090.00	State Aid Revenues	612,163.60	Veteran & Senior Citizen Taxes	
Elections	13,500.00	Federal Aid Revenues		Total Taxes for Rate Computation	2.12
General Administration (other)	769,100.00	State and Local Fiscal Assistance Act Utilized	529,074.05	Special District Taxes	
JUDICIARY		Sale of Acquired Property	216,917.50	Bank Corp. Taxes	
Municipal Courts	108,705.00	Other Miscellaneous Revenues	965,308.37	Added and Omitted Taxes	
PUBLIC SAFETY		Total	32,880,704.50	Total Taxes Levied - ABSTRACT	
Fire Protection	660.00	Prior Years Surplus Appropriated	1,073,866.00	Total Taxes Billed	
Police Protection	2,491,705.05	REVENUES TOTAL	33,954,570.56	1981 TAXES COLLECTED	
Civil Defense & Disaster Control	2,530.00	Reserve For Uncollected Taxes	905,000.00	1981 Taxes Cancelled, Abated or Adjusted	1,131.11
Environmental Inspection & Control	204,605.00	CAPITAL OUTLAY TOTAL	2,117,592.63	Transfer to Tax Title Liens or Foreclosed	69,862.20
Other Public Safety				PRIOR YEARS TAXES OUTSTANDING	636,307.57
PUBLIC WORKS				Balance January 1, 1981	481,361.76
Streets and Drainage	769,530.00	Public Enterprises	564,141.07	Collected in 1981	433,697.07
Sewers and Sewage Processing	82,765.00	Recreation—Culture	665,221.14	Cancelled, Abated or Adjusted 1981	30,693.61
Garbage and Trash Disposal	82,400.00	Public Works	385,376.91	Transfers to Tax Title Liens or Foreclosed	15,321.13
Public Buildings and Grounds	393,425.00	Buildings and Grounds	16,054.65	Balance December 31, 1981	1,649.95
Other Public Works	543,934.00	Library and Education	486,758.86	TAX TITLE LIENS OUTSTANDING	
HEALTH and WELFARE		Conservation		Balance January 1, 1981	152,137.23
Health Services Except Environmental	191,383.00	All Other		Transfer From Taxes	88,081.70
Welfare-Public Assistance	80,605.00	CAPITAL DEBT AUTHORIZED, DECEMBER 31, 1981		Redeemed in 1981	24,522.05
Hospitals, Clinics, First Aid	700.00	ISSUED AND UNISSUED GROSS DEBT		Cancelled, Abated or Adjusted (1981)	
Animal, Insect, & Rodent Control		School	12,442,000	Transfers to Foreclosed Property	
Other Welfare Services	500.00	Self-liquidating	6,893,350	Balance December 31, 1981	215,696.88
RECREATION and CONSERVATION		Other	12,310,357	PROPERTY ACQUIRED BY DEED OR	
Beaches and Boardwalks		Total	31,645,707	FORECLOSURE	
Parks, Playgrounds, Shade Trees	228,920.00	ISSUED AND OUTSTANDING		Balance January 1, 1981	4,426,250.00
Land Reclamation & Conservation	25,910.00	School	12,442,000.00	Transfers From Taxes or Liens	
Other Recreational Services	266,025.00	Self-liquidating	6,577,500.00	Sale for Cash (1981)	
EDUCATION (excluding schools)		Other	9,932,000.00	Cancelled, Abated or Adjusted (1981)	282,650.00
Libraries	413,730.00	Total	28,951,500.00	Balance December 31, 1981	4,143,600.00
Other Educational Services	67,295.00	EQUALIZED VALUATION BASIS		CURRENT FINANCES DECEMBER 31, 1981	
STATUTORY EXPENDITURES		FOR NET DEBT COMPUTATION	949,131,056	ASSETS	
Pensions & F. I. C. A.	670,164.20	REAL PROPERTY VALUATIONS		Cash Dec. 31, 1981	2,100,637.20
Employee Fringe Benefits	372,600.00	Code Class # of Parcels % VAL'N		Taxes Receivable	637,957.52
Other Statutory Expenditures	33,000.00	1 Vacant Land 1210 4.34	31,558,900.00	Tax Title Liens	215,696.88
CETA And Other Public Employment Programs		2 Residential 8562 48.01	349,384,300.00	Foreclosed Property	4,143,600.00
MUNICIPAL FUNCTIONS		3 Farm 65 .42	3,050,000.00	Emergencies & Other Deferred Charges	
TOTAL	8,291,601.25	4a Commercial 183 4.70	34,193,800.00	State and Federal Aid Receivable	
CAPITAL IMPROVEMENTS		4b Industrial 130 36.44	265,209,800.00	Other Receivables	276,969.64
DEBT SERVICE		4c Apartments 20 6.09	44,287,000.00	Total	7,374,861.24
Principal Payments	315,000.00	Total	727,723,800.00	LIABILITIES, RESERVES, AND SURPLUS	
Interest Payments	527,161.20	Land Area 18.90 Sq. Miles		Cash Liabilities	603,179.59
DEFERRED CHARGES	35,460.56	Net Valuation Taxable-Municipal	749,343,222	Reserves for Receivables	5,240,088.00
SCHOOL, COUNTY, SPECIAL DISTRICT TAXES	23,731,519.93	Net Valuation Taxable-County	1,187,377,572	Surplus Dec. 31, 1981	1,531,593.61
RESERVE FOR UNCOLLECTED TAXES	905,000.00	State Equalized Valuation	1,221,110,450	Total	7,374,861.24
EXPENDITURES TOTAL	33,805,742.94	State Equalization Ratio	60.67		

Population 1980 9,744
 Population 1981 9,760
 S & P Rating 2.41
 Moody Rating

General Tax Rate Per \$100.

2.41

State Equalized Tax Rate

2.58

PITMAN BOROUGH - GLOUCESTER COUNTY**Form of Government:****Borough Council****Number of Members on Governing Body - 6****PER CAPITA:**

Gross Debt 330.61
 Net Debt 136.74
 Debt Service 26.03
 Total Tax Levy 415.14
 Municipal Expenditures 211.68

PER CENT:

Gross Debt 2.25
 Net Debt .93
 Tax Levy Collected 95.07
 Tax Levy Cancelled, Abated or Adjusted .74

EXPENDITURES		REVENUES-REALIZED		1981 PROPERTY TAX	
GENERAL GOVERNMENT				STATE EQUALIZED TAX RATE 1.27	
Governing Body & Public Boards		1981 Property Taxes Collected	3,855,300.04	Local District School Taxes	1,960,036.24
Municipal Clerk		1981 Payments in Lieu of Taxes		Regional & Consolidated School Tax	
Financial Administration	13,730.00	Delinquent Tax & Lien Collections	146,770.93	School Taxes in Municipal Budget	
Assessment of Taxes	10,716.53	Business Personalty Replacement Taxes	120,456.56	County Taxes	.57 880,698.50
Collection of Taxes	16,600.00	Taxes from Public Utilities	330,284.00	County Library Taxes	.02 25,472.39
Planning, Housing & Development	10,220.00	Other Miscellaneous Tax Revenues	45,000.00	Local Municipal Purpose Taxes	.71 1,099,864.74
Human Resources		State Aid Revenues	91,123.00	Veteran & Senior Citizen Taxes	86,050.00
Elections	6,500.00	Federal Aid Revenues	27,019.99	Total Taxes for Rate Computation	2.57 4,052,121.87
General Administration (other)	192,578.37	State and Local Fiscal Assistance Act Utilized	85,000.00	Special District Taxes	66,079.72
JUDICIARY		Sale of Acquired Property		Bank Corp. Taxes	11,607.89
Municipal Courts	20,504.00	Other Miscellaneous Revenues	208,863.56	Added and Omitted Taxes	8,004.65
PUBLIC SAFETY		Total	4,909,818.08	Total Taxes Levied - ABSTRACT	4,051,764.13
Fire Protection	38,241.79	Prior Years Surplus Appropriated	12,300.00	Total Taxes Billed	4,055,387.60
Police Protection	415,126.00	REVENUES TOTAL	4,922,118.08	1981 TAXES COLLECTED	3,855,300.04
Civil Defense & Disaster Control	1,125.00	Reserve For Uncollected Taxes	161,227.39	1981 Taxes Cancelled, Abated or Adjusted	30,118.62
Environmental Inspection & Control	34,202.00	CAPITAL OUTLAY TOTAL	77,037.08	Transfer to Tax Title Liens or Foreclosed	4,172.35
Other Public Safety		Public Enterprises	24,425.72	Balance Outstanding Dec. 31, 1981	165,796.59
PUBLIC WORKS		Recreation—Culture	23,716.36	PRIOR YEARS TAXES OUTSTANDING	
Streets and Drainage	256,755.00	Public Works	15,438.85	Balance January 1, 1981	141,517.64
Sewers and Sewage Processing		Buildings and Grounds	13,446.15	Collected in 1981	136,896.15
Garbage and Trash Disposal	150,425.00	Library and Education		Cancelled, Abated or Adjusted 1981	
Public Buildings and Grounds	71,973.21	Conservation		Transfers to Tax Title Liens or Foreclosed	1,488.74
Other Public Works	4,102.00	All Other		Balance December 31, 1981	3,132.75
HEALTH and WELFARE		CAPITAL DEBT AUTHORIZED, DECEMBER 31, 1981		TAX TITLE LIENS OUTSTANDING	
Health Services Except Environmental	1,533.00	ISSUED AND UNISSUED		Balance January 1, 1981	17,122.40
Welfare-Public Assistance	14,702.00	School	1,729,000	Transfer From Taxes	5,829.60
Hospitals, Clinics, First Aid		Self-liquidating	276,700	Redeemed in 1981	9,874.78
Animal, Insect, & Rodent Control		Other	1,221,034	Cancelled, Abated or Adjusted (1981)	
Other Welfare Services		Total	3,226,734	Transfers to Foreclosed Property	
RECREATION and CONSERVATION		ISSUED AND OUTSTANDING		Balance December 31, 1981	13,077.22
Beaches and Boardwalks		School	1,729,000.00	PROPERTY ACQUIRED BY DEED OR FORECLOSURE	
Parks, Playgrounds, Shade Trees	40,911.55	Self-Liquidating	276,760.00	Balance January 1, 1981	14,815.00
Land Reclamation & Conservation	300.00	Other	1,167,382.10	Transfers From Taxes or Liens	
Other Recreational Services	15,913.80	Total	3,173,082.10	Sale for Cash (1981)	
EDUCATION (excluding schools)		EQUALIZED VALUATION BASIS		Cancelled, Abated or Adjusted (1981)	
Libraries	60,811.00	FOR NET DEBT COMPUTATION	143,110,668	Balance December 31, 1981	14,815.00
Other Educational Services		REAL PROPERTY VALUATIONS		CURRENT FINANCES DECEMBER 31, 1981	
STATUTORY EXPENDITURES		Code Class # of Parcels % VAL'N	ASSESSED VALUATION	ASSETS	
Pensions & F. I. C. A.	158,485.28	1 Vacant Land 118 1.20	1,971,400.00	Cash Dec. 31, 1981	552,406.28
Employee Fringe Benefits	26,000.00	2 Residential 2761 81.67	133,908,700.00	Taxes Receivable	168,929.34
Other Statutory Expenditures	14,000.00	3 Farm 6 .10	168,100.00	Tax Title Liens	13,077.22
CETA And Other Public Employment Programs	47,000.00	4a Commercial 149 8.01	13,132,500.00	Foreclosed Property	14,815.00
MUNICIPAL FUNCTIONS TOTAL	1,629,455.53	4b Industrial 2 6.96	11,419,500.00	Emergencies & Other Deferred Charges	71,495.73
CAPITAL IMPROVEMENTS *MEMO*	25,000.00	4c Apartments 6 2.05	3,355,760.00	State and Federal Aid Receivable	299.71
DEBT SERVICE		Total	163,955,900.00	Other Receivables	18,995.88
Principal Payments	160,608.00	Land Area 2.26 Sq. Miles		Total	880,019.16
Interest Payments	93,474.44	Net Valuation Taxable-Municipal	165,199,304	LIABILITIES, RESERVES, AND SURPLUS	
DEFERRED CHARGES	21,193.14	Net Valuation Taxable-County	146,280,743	Cash Liabilities	375,529.68
SCHOOL, COUNTY, SPECIAL DISTRICT TAXES	2,932,286.85	State Equalized Valuation	154,588,229	Reserves for Receivables	215,817.44
EXPENDITURES TOTAL	4,598,245.35	State Equalization Ratio	106.92	Surplus Dec. 31, 1981	288,672.04
				Total	680,019.16

1710

Population 1980 6,954
 Population 1981 7,233
 S & P Rating
 Moody Rating

General Tax Rate Per \$100. 2.92
 State Equalized Tax Rate 2.35

PITTSBORO TOWNSHIP - SALEM COUNTY

Form of Government:

Township Committee

Number of Members on Governing Body - 5

PER CAPITA:

Gross Debt 471.45
 Net Debt
 Debt Service
 Total Tax Levy 348.78
 Municipal Expenditures 143.36

PER CENT:

Gross Debt 3.91
 Net Debt
 Tax Levy Collected 87.29
 Tax Levy Cancelled, Abated or Adjusted

EXPENDITURES		REVENUES-REALIZED		1981 PROPERTY TAX	
GENERAL GOVERNMENT		1981 Property Taxes Collected		STATE EQUALIZED TAX RATE 1.54	
Governing Body & Public Boards		1981 Payments in Lieu of Taxes	2,210,436.03	Local District School Taxes	1,519,943.50
Municipal Clerk		Delinquent Tax & Lien Collections	322,514.26	Regional & Consolidated School Tax	
Financial Administration	28,600.00	Business Personalty Replacement Taxes	49,139.40	School Taxes in Municipal Budget	
Assessment of Taxes	37,000.00	Taxes from Public Utilities	361,201.00	County Taxes	604,832.78
Collection of Taxes	30,300.00	Other Miscellaneous Tax Revenues	59,636.40	County Library Taxes	
Planning, Housing & Development	20,825.00	State Aid Revenues	43,639.67	Local Municipal Purpose Taxes	
Human Resources		Federal Aid Revenues	56,252.00	Veteran & Senior Citizen Taxes	57,050.00
Elections	1,200.00	State and Local Fiscal Assistance Act Utilized		Total Taxes for Rate Computation	2,381,826.28
General Administration (other)	117,350.00	Sale of Acquired Property		Special District Taxes	141,843.05
JUDICIARY		Other Miscellaneous Revenues	369,503.92	Bank Corp. Taxes	1,245.43
Municipal Courts	27,550.00	Prior Years Surplus Appropriated	486,305.06	Added and Omitted Taxes	54,878.85
PUBLIC SAFETY		REVENUES TOTAL	3,558,633.74	Total Taxes Levied - ABSTRACT	2,522,743.61
Fire Protection	4,250.00	Reserve For Uncollected Taxes	342,580.00	Total Taxes Billed	2,532,334.50
Police Protection	8,000.00			1981 TAXES COLLECTED	2,210,438.03
Civil Defense & Disaster Control	500.00			1981 Taxes Cancelled, Abated or Adjusted	
Environmental Inspection & Control	17,720.00			Transfer to Tax Title Liens or Foreclosed	2,395.02
Other Public Safety				Balance Outstanding Dec. 31, 1981	319,501.85
PUBLIC WORKS				PRIOR YEARS TAXES OUTSTANDING	
Streets and Drainage	211,516.40			Balance January 1, 1981	328,064.07
Sewers and Sewage Processing				Collected in 1981	320,109.65
Garbage and Trash Disposal	74,000.00			Cancelled, Abated or Adjusted 1981	4,145.53
Public Buildings and Grounds	47,300.00			Transfers to Tax Title Liens or Foreclosed	1,999.56
Other Public Works				Balance December 31, 1981	1,809.33
HEALTH and WELFARE				TAX TITLE LIENS OUTSTANDING	
Health Services Except Environmental				Balance January 1, 1981	6,822.15
Welfare-Public Assistance	2,000.00			Transfer From Taxes	5,052.78
Hospitals, Clinics, First Aid	4,000.00			Redeemed in 1981	2,404.61
Animal, Insect, & Rodent Control	8,600.00			Cancelled, Abated or Adjusted (1981)	
Other Welfare Services				Transfers to Foreclosed Property	
RECREATION and CONSERVATION				Balance December 31, 1981	9,470.32
Beaches and Boardwalks				PROPERTY ACQUIRED BY DEED OR	
Parks, Playgrounds, Shade Trees				FORECLOSURE	
Land Reclamation & Conservation				Balance January 1, 1981	225.00
Other Recreational Services	500.00			Transfers From Taxes or Liens	
EDUCATION (excluding schools)				Sale for Cash (1981)	
Libraries				Cancelled, Abated or Adjusted (1981)	
Other Educational Services				Balance December 31, 1981	225.00
STATUTORY EXPENDITURES				CURRENT FINANCES DECEMBER 31, 1981	
Pensions & F. I. C. A.	36,000.00			ASSETS	
Employee Fringe Benefits	15,000.00			Cash Dec. 31, 1981	1,343,335.74
Other Statutory Expenditures	2,100.00			Taxes Receivable	321,311.18
CETA And Other Public Employment Programs				Tax Title Liens	9,470.32
MUNICIPAL FUNCTIONS TOTAL	694,311.40			Foreclosed Property	225.00
CAPITAL IMPROVEMENTS *MEMO*	20,000.00			Emergencies & Other Deferred Charges	3,000.00
DEBT SERVICE				State and Federal Aid Receivable	64,636.40
Principal Payments				Other Receivables	41,640.97
Interest Payments				Total	1,783,619.61
DEFERRED CHARGES				LIABILITIES, RESERVES, AND SURPLUS	
SCHOOL, COUNTY, SPECIAL DISTRICT TAXES	2,466,619.33			Cash Liabilities	381,576.27
RESERVE FOR UNCOLLECTED TAXES	342,580.00			Reserves for Receivables	372,647.47
EXPENDITURES TOTAL	3,503,510.73			Surplus Dec. 31, 1981	1,029,395.87
				Total	1,783,619.61

2012
 Population 1980 45,555
 Population 1981 45,314
 S & P Rating A+
 Moody Rating A

General Tax Rate Per \$100. 5.06
 State Equalized Tax Rate 3.64

PLAINFIELD CITY - UNION COUNTY

Form of Government:

Special Charter (P.L. 1968 c. 159)

Number of Members on Governing Body - 7

PER CAPITA:
 Gross Debt 345.81
 Net Debt 231.56
 Debt Service 29.34
 Total Tax Levy 447.25
 Municipal Expenditures 431.86

PER CENT:
 Gross Debt 3.21
 Net Debt 2.15
 Tax Levy Collected 93.90
 Tax Levy Cancelled, Abated or Adjusted .32

EXPENDITURES		REVENUES-REALIZED		1981 PROPERTY TAX	
GENERAL GOVERNMENT				STATE EQUALIZED TAX RATE →	
Governing Body & Public Boards	110,534.00	1981 Property Taxes Collected	18,988,364.72	Local District School Taxes	1.53 8,500,000.00
Municipal Clerk	85,123.00	1981 Payments in Lieu of Taxes	42,655.58	Regional & Consolidated School Tax	
Financial Administration	403,866.00	Delinquent Tax & Lien Collections	951,466.86	School Taxes in Municipal Budget	.04 209,211.65
Assessment of Taxes	44,128.00	Business Personalty Replacement Taxes	836,728.88	County Taxes	.47 2,555,713.45
Collection of Taxes	62,865.00	Taxes from Public Utilities	1,982,015.00	County Library Taxes	
Planning, Housing & Development	256,419.76	Other Miscellaneous Tax Revenues		Local Municipal Purpose Taxes	1.60 8,856,622.29
Human Resources	1,074,507.66	State Aid Revenues	3,562,681.76	Veteran & Senior Citizen Taxes	
Elections		Federal Aid Revenues	348,217.06	Total Taxes for Rate Computation	3.64 20,360,947.39
General Administration (other)	2,838,715.04	State and Local Fiscal Assistance Act Utilized	692,424.00	Special District Taxes	
JUDICIARY	206,543.00	Sale of Acquired Property	28,737.00	Bank Corp. Taxes	44,271.06
Municipal Courts		Other Miscellaneous Revenues	1,926,752.79	Added and Omitted Taxes	60,692.43
PUBLIC SAFETY		Total	29,360,083.65	Total Taxes Levied - ABSTRACT	20,266,510.88
Fire Protection	2,798,885.15	Prior Years Surplus Appropriated	1,041,644.00	Total Taxes Billed	20,222,239.82
Police Protection	3,116,035.00	REVENUES TOTAL	30,401,727.65	1981 TAXES COLLECTED	18,988,364.72
Civil Defense & Disaster Control	4,925.00	Reserve For Uncollected Taxes	1,397,734.21	1981 Taxes Cancelled, Abated or Adjusted	65,560.28
Environmental Inspection & Control	283,463.00	CAPITAL OUTLAY TOTAL	2,293,553.46	Transfer to Tax Title Liens or Foreclosed	251,410.84
Other Public Safety		Public Enterprises		Balance Outstanding Dec. 31, 1981	16,403.98
PUBLIC WORKS		Recreation—Culture	379,119.00	PRIOR YEARS TAXES OUTSTANDING	
Streets and Drainage	644,861.00	Public Works	1,329,104.14	Balance January 1, 1981	819,174.36
Sewers and Sewage Processing		Buildings and Grounds	585,289.68	Collected in 1981	740,652.81
Garbage and Trash Disposal		Library and Education	80.64	Cancelled, Abated or Adjusted 1981	18,029.01
Public Buildings and Grounds	4,519.00	Conservation		Transfers to Tax Title Liens or Foreclosed	49,197.15
Other Public Works	998,414.00	All Other		Balance December 31, 1981	11,295.39
HEALTH and WELFARE		CAPITAL DEBT AUTHORIZED, DECEMBER 31, 1981		TAX TITLE LIENS OUTSTANDING	
Health Services Except Environmental	498,291.12	ISSUED AND UNISSUED		Balance January 1, 1981	430,612.11
Welfare-Public Assistance	288,755.00	School	5,177,000	Transfer From Taxes	307,376.64
Hospitals, Clinics, First Aid	50,000.00	Self-liquidating		Redeemed in 1981	210,814.05
Animal, Insect, & Rodent Control	27,960.00	Other	10,492,917	Cancelled, Abated or Adjusted (1981)	20,786.70
Other Welfare Services		Total	15,669,917	Transfers to Foreclosed Property	17,296.43
RECREATION and CONSERVATION		ISSUED AND OUTSTANDING		Balance December 31, 1981	489,091.57
Beaches and Boardwalks		School	4,597,000.00	PROPERTY ACQUIRED BY DEED OR FORECLOSURE	
Parks, Playgrounds, Shade Trees		Self-Liquidating		Balance January 1, 1981	1,537,903.57
Land Reclamation & Conservation		Other	5,361,000.00	Transfers From Taxes or Liens	17,296.43
Other Recreational Services	364,835.96	Total	10,358,000.00	Sale for Cash (1981)	28,737.00
EDUCATION (excluding schools)		EQUALIZED VALUATION BASIS		Cancelled, Abated or Adjusted (1981)	115,563.00
Libraries	430,530.00	FOR NET DEBT COMPUTATION	468,491,028	Balance December 31, 1981	1,410,900.00
Other Educational Services	20,300.00	REAL PROPERTY VALUATIONS		CURRENT FINANCES DECEMBER 31, 1981	
STATUTORY EXPENDITURES		Code Class # of Parcels % VAL'N	ASSESSED VALUATION	ASSETS	
Pensions & F. I. C. A.	1,762,240.00	1 Vacant Land 429 .89	3,445,925.00	Cash Dec. 31, 1981	4,337,785.35
Employee Fringe Benefits		2 Residential 8752 72.49	279,454,900.00	Taxes Receivable	928,199.37
Other Statutory Expenditures	60,000.00	3 Farm 1	4,300.00	Tax Title Liens	489,091.57
CETA And Other Public Employment Programs	370,617.90	4a Commercial 763 14.87	57,309,900.00	Foreclosed Property	1,410,900.00
MUNICIPAL FUNCTIONS		4b Industrial 79 3.67	14,147,800.00	Emergencies & Other Deferred Charges	60,040.88
CAPITAL IMPROVEMENTS *MEMO*	58,476.00	4c Apartments 124 8.08	31,135,800.00	State and Federal Aid Receivable	212,300.45
DEBT SERVICE		Total 10148	385,498,625.00	Other Receivables	360,976.81
Principal Payments	686,437.00	Land Area 6.00 Sq. Miles		Total	7,759,294.47
Interest Payments	643,179.16	Net Valuation Taxable-Municipal	359,100,317	LIABILITIES, RESERVES, AND SURPLUS	
TYPE I SCHL DEBT *MEMO	528,645.65	Net Valuation Taxable-County	521,442,763	Cash Liabilities	2,630,431.55
DEFERRED CHARGES		State Equalized Valuation	549,466,256	Reserves for Receivables	3,169,167.75
SCHOOL, COUNTY, SPECIAL DISTRICT TAXES	11,304,925.10	State Equalization Ratio	71.98	Surplus Dec. 31, 1981	1,579,695.17
RESERVE FOR UNCOLLECTED TAXES	1,397,734.21			Total	7,759,294.47
EXPENDITURES TOTAL	30,874,421.02				

Population 1980 5,605
 Population 1981 6,423
 S & P Rating
 Moody Rating

General Tax Rate Per \$100.

2.21

State Equalized Tax Rate

1.63

PLAINSBORO TOWNSHIP – MIDDLESEX CO.

Form of Government:

Township Committee

Number of Members on Governing Body – 3

PER CAPITA:

Gross Debt 1,876.56
 Net Debt 1,560.94
 Debt Service 8.90
 Total Tax Levy 559.75
 Municipal Expenditures 253.64

PER CENT:

Gross Debt 8.04
 Net Debt 6.69
 Tax Levy Collected 99.52
 Tax Levy Cancelled, Abated or Adjusted .16

EXPENDITURES		REVENUES-REALIZED		1981 PROPERTY TAX	
GENERAL GOVERNMENT		1981 Property Taxes Collected		STATE EQUALIZED TAX RATE →	
Governing Body & Public Boards		1981 Payments in Lieu of Taxes	3,579,744.51	Local District School Taxes	
Municipal Clerk		Delinquent Tax & Lien Collections	15,969.85	Regional & Consolidated School Tax	1.02
Financial Administration	13,390.00	Business Personalty Replacement Taxes	74,375.48	School Taxes in Municipal Budget	
Assessment of Taxes	15,830.00	Taxes from Public Utilities	426,821.00	County Taxes	.55
Collection of Taxes	43,250.00	Other Miscellaneous Tax Revenues		County Library Taxes	
Planning, Housing & Development	43,425.00	State Aid Revenues	13,516.54	Local Municipal Purpose Taxes	.06
Human Resources		Federal Aid Revenues	25,558.00	Veteron & Senior Citizen Taxes	
Elections	2,500.00	State and Local Fiscal Assistance Act Utilized		Total Taxes for Rate Computation	1.63
General Administration (other)	318,724.16	Sale of Acquired Property	698,997.27	Special District Taxes	
JUDICIARY		Other Miscellaneous Revenues	635,000.00	Bank Corp. Taxes	
Municipal Courts	34,410.00	Prior Years Surplus Appropriated	5,469,566.65	Added and Omitted Taxes	
PUBLIC SAFETY		REVENUES TOTAL	5,469,566.65	Total Taxes Levied - ABSTRACT	
Fire Protection	73,658.00	Reserve for Uncollected Taxes	85,000.00	Total Taxes Billed	
Police Protection	396,625.00	CAPITAL OUTLAY TOTAL	760,954.69	1981 TAXES COLLECTED	
Civil Defense & Disaster Control	1,000.00	Public Enterprises		1981 Taxes Cancelled, Abated or Adjusted	
Environmental Inspection & Control	168,360.00	Recreation—Culture		Transfer to Tax Title Liens or Foreclosed	
Other Public Safety		Public Works	471,875.56	Balance Outstanding Dec. 31, 1981	11,427.26
PUBLIC WORKS		Buildings and Grounds	289,118.73	PRIOR YEARS TAXES OUTSTANDING	
Streets and Drainage	131,000.00	Library and Education		Balance January 1, 1981	15,969.85
Sewers and Sewage Processing	18,175.00	Conservation		Collected in 1981	15,969.85
Gorbage and Trash Disposol	33,885.00	All Other		Cancelled, Abated or Adjusted 1981	
Public Buildings and Grounds	44,770.00	CAPITAL DEBT AUTHORIZED, DECEMBER 31, 1981		Transfers to Tax Title Liens or Foreclosed	
Other Public Works	2,200.00	ISSUED AND UNISSUED		Balance December 31, 1981	
HEALTH and WELFARE		Schaal	2,027,259	TAX TITLE LIENS OUTSTANDING	
Health Services Except Environmental	2,850.00	Self-liquidating	10,025,917	Balance January 1, 1981	
Welfare-Public Assistance	6,500.00	Other	10,025,917	Transfer From Taxes	
Hospitals, Clinics, First Aid		Total	12,053,176	Redeemed in 1981	
Animal, Insect, & Radent Control	7,000.00	ISSUED AND OUTSTANDING		Cancelled, Abated or Adjusted (1981)	
Other Welfare Services	1,000.00	Schaal	2,027,259.33	Transfers to Foreclosed Property	
RECREATION and CONSERVATION		Self-Liquidating	630,000.00	Balance December 31, 1981	
Beaches and Boardwalks		Other	2,657,259.33	PROPERTY ACQUIRED BY DEED OR FORECLOSURE	
Parks, Playgrounds, Shade Trees	52,000.00	EQUALIZED VALUATION BASIS		Balance January 1, 1981	7,600.00
Land Reclamation & Conservation	6,500.00	FOR NET DEBT COMPUTATION	149,846,313	Transfers From Taxes or Liens	
Other Recreational Services		REAL PROPERTY VALUATIONS		Sale for Cash (1981)	
EDUCATION (excluding schaals)		Code Class # of Parcels % VAL'N		Cancelled, Abated or Adjusted (1981)	
Libraries	4,250.00	1 Vacant Land 270 3.02	4,350,800.00	Balance December 31, 1981	7,600.00
Other Educational Services		2 Residential 587 27.23	35,183,200.00	CURRENT FINANCES DECEMBER 31, 1981	
STATUTORY EXPENDITURES		3 Farm 175 4.08	5,868,200.00	ASSETS	
Pensions & F. I. C. A.	83,000.00	4a Commercial 23 6.99	10,062,800.00	Cash Dec. 31, 1981	1,352,129.63
Employee Fringe Benefits		4b Industrial 23 21.50	30,942,200.00	Taxes Receivable	11,427.26
Other Statutory Expenditures	5,700.00	4c Apartments 10 37.18	53,502,400.00	Tax Title Liens	
CETA And Other Public Employment Programs		Total 1088	143,909,600.00	Foreclosed Property	7,600.00
MUNICIPAL FUNCTIONS TOTAL	1,482,002.16	Land Area 11.80 Sq. Miles		Emergencies & Other Deferred Charges	3,512.82
CAPITAL IMPROVEMENTS *MEMO*	107,000.00	Net Valuation Taxable-Municipal	146,450,839	State and Federal Aid Receivable	
DEBT SERVICE		Net Valuation Taxable-County	205,330,109	Other Receivables	11,221.54
Principal Payments	50,000.00	State Equalized Valuation	157,122,670	Total	1,385,891.25
Interest Payments	7,150.00	State Equalization Ratio	73.96	LIABILITIES, RESERVES, AND SURPLUS	
DEFERRED CHARGES	5,000.00			Cash Liabilities	626,797.28
SCHOOL, COUNTY, SPECIAL DISTRICT TAXES	3,123,472.71			Reserves for Receivables	30,248.80
RESERVE FOR UNCOLLECTED TAXES	85,000.00			Surplus Dec. 31, 1981	728,845.17
EXPENDITURES TOTAL	4,752,624.87			Total	1,385,891.25

Population 1980 13,435
 Population 1981 13,190
 S & P Rating
 Moody Rating BAA

General Tax Rate Per \$100. 2.90
 State Equalized Tax Rate 3.02

PLEASANTVILLE CITY - ATLANTIC COUNTY
Form of Government:
City Charter Act (P.L. 1897 c. 30)
Number of Members on Governing Body - 7

PER CAPITA:

Gross Debt 549.66
 Net Debt 283.53
 Debt Service 8.28
 Total Tax Levy 507.97
 Municipal Expenditures 382.28

PER CENT:

Gross Debt 4.37
 Net Debt 2.25
 Tax Levy Collected 87.92
 Tax Levy Cancelled, Abated or Adjusted

EXPENDITURES		REVENUES-REALIZED		1981 PROPERTY TAX	
GENERAL GOVERNMENT				STATE EQUALIZED TAX RATE	
Governing Body & Public Boards		1981 Property Taxes Collected	5,887,675.04	Local District School Taxes 1.36	3,000,001.06
Municipal Clerk	51,335.00	1981 Payments in Lieu of Taxes	10,777.10	Regional & Consolidated School Tax	
Financial Administration	67,316.00	Delinquent Tax & Lien Collections	315,906.83	School Taxes in Municipal Budget	
Assessment of Taxes	38,982.00	Business Personalty Replacement Taxes	138,443.08	County Taxes .41 *	912,267.68
Collection of Taxes	68,612.00	Taxes from Public Utilities	777,605.00	County Library Taxes .02	44,025.15
Planning, Housing & Development	38,895.00	Other Miscellaneous Tax Revenues	50,000.00	Local Municipal Purpose Taxes 1.22	2,630,899.22
Human Resources		State Aid Revenues	238,292.59	Veteran & Senior Citizen Taxes	159,850.00
Elections	10,350.00	Federal Aid Revenues	50,840.48	Total Taxes for Rate Computation 3.01	6,807,043.11
General Administration (other)	360,415.75	State and Local Fiscal Assistance Act Utilized	287,796.00	Special District Taxes	
JUDICIARY		Sale of Acquired Property	158,164.73	Bank Corp. Taxes	5,688.02
Municipal Courts	45,792.00	Other Miscellaneous Revenues	871,126.26	Added and Omitted Taxes	47,178.20
PUBLIC SAFETY		Total	8,786,627.11	Total Taxes Levied - ABSTRACT	6,700,059.33
Fire Protection	580,208.00	Prior Years Surplus Appropriated	500,000.00	Total Taxes Billed	6,656,559.36
Police Protection	1,081,350.33	REVENUES TOTAL	9,286,627.11	1981 TAXES COLLECTED	5,887,675.04
Civil Defense & Disaster Control	2,800.00	Reserve For Uncollected Taxes	724,331.36	1981 Taxes Cancelled, Abated or Adjusted	
Environmental Inspection & Control	70,824.00	CAPITAL OUTLAY TOTAL	448,853.97	Transfer to Tax Title Liens or Foreclosed	30,000.00
Other Public Safety				Balance Outstanding Dec. 31, 1981	778,864.32
PUBLIC WORKS				PRIOR YEARS TAXES OUTSTANDING	
Streets and Drainage	703,023.56	Public Enterprises	218,944.58	Balance January 1, 1981	296,022.41
Sewers and Sewage Processing	5,000.00	Recreation—Culture		Collected in 1981	277,940.56
Garbage and Trash Disposal	62,675.93	Public Works	229,909.39	Cancelled, Abated or Adjusted 1981	
Public Buildings and Grounds	177,600.00	Buildings and Grounds		Transfers to Tax Title Liens or Foreclosed	12,631.57
Other Public Works	12,635.00	Library and Education		Balance December 31, 1981	5,449.88
HEALTH and WELFARE		Conservation		TAX TITLE LIENS OUTSTANDING	
Health Services Except Environmental		All Other		Balance January 1, 1981	71,859.73
Welfare-Public Assistance	45,617.90	CAPITAL DEBT AUTHORIZED, DECEMBER 31, 1981		Transfer From Taxes	44,153.77
Hospitals, Clinics, First Aid		ISSUED AND UNISSUED		Redeemed in 1981	37,965.87
Animal, Insect, & Rodent Control	14,680.00	School	2,568,000	Cancelled, Abated or Adjusted (1981)	
Other Welfare Services		Self-liquidating	2,803,000	Transfers to Foreclosed Property	
RECREATION and CONSERVATION		Other	1,879,000	Balance December 31, 1981	78,047.63
Beaches and Boardwalks		Total	7,250,000	PROPERTY ACQUIRED BY DEED OR FORECLOSURE	
Parks, Playgrounds, Shade Trees	59,025.00	ISSUED AND OUTSTANDING		Balance January 1, 1981	1,127,773.03
Land Reclamation & Conservation		School	1,670,000.00	Transfers From Taxes or Liens	
Other Recreational Services	3,000.00	Self-Liquidating	2,803,000.00	Sale for Cash (1981)	332,151.03
EDUCATION (excluding schools)		Other	1,879,000.00	Cancelled, Abated or Adjusted (1981)	
Libraries	44,024.07	Total	6,352,000.00	Balance December 31, 1981	795,622.00
Other Educational Services		EQUALIZED VALUATION BASIS		CURRENT FINANCES DECEMBER 31, 1981	
STATUTORY EXPENDITURES		FOR NET DEBT COMPUTATION	166,015,661	ASSETS	
Pensions & F. I. C. A.	358,948.82	REAL PROPERTY VALUATIONS		Cash Dec. 31, 1981	3,636,226.20
Employee Fringe Benefits	172,000.00	Code Class # of Parcels % VAL'N		Taxes Receivable	784,314.20
Other Statutory Expenditures	24,000.00	1 Vacant Land 915 8.24	18,225,450.00	Tax Title Liens	78,047.63
CETA And Other Public Employment Programs	82,861.00	2 Residential 4068 63.73	140,987,200.00	Foreclosed Property	795,622.00
MUNICIPAL FUNCTIONS		3 Farm		Emergencies & Other Deferred Charges	70,310.47
CAPITAL IMPROVEMENTS *MEMO*	120,000.00	4a Commercial 335 23.37	51,704,000.00	State and Federal Aid Receivable	50,000.00
DEBT SERVICE		4b Industrial 17 1.53	3,386,300.00	Other Receivables	9,642.24
Principal Payments	17,500.00	4c Apartments 21 3.12	6,912,100.00	Total	5,424,162.74
Interest Payments	91,700.30	Total 5356	221,215,050.00	LIABILITIES, RESERVES, AND SURPLUS	
DEFERRED CHARGES		Land Area 5.80 Sq. Miles		Cash Liabilities	1,598,290.43
SCHOOL, COUNTY, SPECIAL DISTRICT TAXES	26,733.46	Net Valuation Taxable-Municipal	229,288,316	Reserves for Receivables	1,671,626.07
RESERVE FOR UNCOLLECTED TAXES	3,956,293.89	Net Valuation Taxable-County	174,345,743	Surplus Dec. 31, 1981	2,154,246.24
EXPENDITURES TOTAL	8,998,530.37	State Equalized Valuation	220,660,150	Total	5,424,162.74
		State Equalization Ratio	104.13		

Population 1980 4,674
 Population 1981 4,704
 S & P Rating
 Moody Rating

General Tax Rate Per \$100. 2.14
 State Equalized Tax Rate 1.69

PLUMSTED TOWNSHIP - OCEAN COUNTY

Form of Government:

Township Committee

Number of Members on Governing Body - 3

PER CAPITA:

Gross Debt 38.80
 Net Debt 28.17
 Debt Service 1.59
 Total Tax Levy 257.88
 Municipal Expenditures 116.77

PER CENT:

Gross Debt .30
 Net Debt .22
 Tax Levy Collected 92.77
 Tax Levy Cancelled, Abated or Adjusted .04

EXPENDITURES		REVENUES-REALIZED		1981 PROPERTY TAX	
GENERAL GOVERNMENT				STATE EQUALIZED TAX RATE 1.23	
Governing Body & Public Boards	2,686.86	1981 Property Taxes Collected 1,121,163.96		Local District School Taxes	870,803.00
Municipal Clerk		1981 Payments in Lieu of Taxes		Regional & Consolidated School Tax	
Financial Administration	5,625.00	Delinquent Tax & Lien Collections 82,710.90		School Taxes in Municipal Budget	
Assessment of Taxes	20,975.00	Business Personalty Replacement Taxes 20,169.32		County Taxes	311,500.17
Collection of Taxes	12,600.00	Taxes from Public Utilities 184,833.34		County Library Taxes	17,357.83
Planning, Housing & Development	1,600.00	Other Miscellaneous Tax Revenues		Local Municipal Purpose Taxes	
Human Resources		State Aid Revenues 31,179.05		Veteran & Senior Citizen Taxes	42,150.00
Elections		Federal Aid Revenues 4,367.06		Total Taxes for Rate Computation 1.69	1,241,811.00
General Administration (other)	62,636.25	State and Local Fiscal Assistance Act Utilized 34,749.00		Special District Taxes	
JUDICIARY		Sale of Acquired Property		Bank Corp. Taxes	4,976.18
Municipal Courts	19,505.30	Other Miscellaneous Revenues 182,533.95		Added and Omitted Taxes	8,417.08
PUBLIC SAFETY		Total 1,661,706.58		Total Taxes Levied - ABSTRACT	1,213,054.26
Fire Protection	24,000.00	Prior Years Surplus Appropriated 70,356.00		Total Taxes Billed	1,208,589.83
Police Protection	95,139.89	REVENUES TOTAL 1,732,062.58		1981 TAXES COLLECTED	1,121,163.96
Civil Defense & Disaster Control	500.00	Reserve For Uncollected Taxes 91,838.13		1981 Taxes Cancelled, Abated or Adjusted	483.00
Environmental Inspection & Control	6,650.00	CAPITAL OUTLAY TOTAL 74,591.84		Transfer to Tax Title Liens or Foreclosed	6,207.07
Other Public Safety				Balance Outstanding Dec. 31, 1981	80,735.80
PUBLIC WORKS				PRIOR YEARS TAXES OUTSTANDING	
Streets and Drainage	47,000.00	Public Enterprises		Balance January 1, 1981	89,439.42
Sewers and Sewage Processing	1,200.00	Recreation—Culture		Collected in 1981	82,710.90
Garbage and Trash Disposal	33,791.00	Public Works		Cancelled, Abated or Adjusted 1981	
Public Buildings and Grounds	14,627.78	Buildings and Grounds		Transfers to Tax Title Liens or Foreclosed	
Other Public Works	1,000.00	Library and Education		Balance December 31, 1981	6,728.52
HEALTH and WELFARE		Conservation		TAX TITLE LIENS OUTSTANDING	
Health Services Except Environmental	4,400.00	All Other		Balance January 1, 1981	864.80
Welfare-Public Assistance	8,870.00	CAPITAL DEBT AUTHORIZED, DECEMBER 31, 1981		Transfer From Taxes	6,207.07
Hospitals, Clinics, First Aid		ISSUED AND UNISSUED GROSS DEBT NET DEBT		Redeemed in 1981	
Animal, Insect, & Rabid Control	5,341.33	School 50,000		Cancelled, Abated or Adjusted (1981)	
Other Welfare Services		Self-liquidating 132,500		Transfers to Foreclosed Property	
RECREATION and CONSERVATION		Other 132,500		Balance December 31, 1981	7,071.87
Beaches and Boardwalks		Total 182,500		PROPERTY ACQUIRED BY DEED OR FORECLOSURE	
Parks, Playgrounds, Shade Trees		ISSUED AND OUTSTANDING		Balance January 1, 1981	6,100.00
Land Reclamation & Conservation		School 50,000.00		Transfers From Taxes or Liens	
Other Recreational Services	48,143.70	Self-Liquidating 92,500.00		Sale for Cash (1981)	
EDUCATION (excluding schools)		Other 142,500.00		Cancelled, Abated or Adjusted (1981)	
Libraries	12,000.00	Total 142,500.00		Balance December 31, 1981	6,100.00
Other Educational Services		EQUALIZED VALUATION BASIS		CURRENT FINANCES DECEMBER 31, 1981	
STATUTORY EXPENDITURES		FOR NET DEBT COMPUTATION 60,992,266		ASSETS	
Pensions & F. I. C. A.	19,697.30	REAL PROPERTY VALUATIONS		Cash Dec. 31, 1981	687,387.42
Employee Fringe Benefits		Code Class # of Parcels % VAL'N ASSESSED VALUATION		Taxes Receivable	87,464.32
Other Statutory Expenditures	1,566.45	1 Vacant Land 712 9.05 4,867,050.00		Tax Title Liens	7,071.87
CETA And Other Public Employment Programs		2 Residential 1216 71.58 38,480,150.00		Foreclosed Property	6,100.00
MUNICIPAL FUNCTIONS TOTAL 449,955.86		3 Farm 283 10.81 5,811,400.00		Emergencies & Other Deferred Charges	
CAPITAL IMPROVEMENTS *MEMU*		4a Commercial 74 6.98 3,750,900.00		State and Federal Aid Receivable	2,693.10
DEBT SERVICE		4b Industrial 2 .78 417,300.00		Other Receivables	16,488.48
Principal Payments 7,500.00		4c Apartments 6 .81 435,150.00		Total	807,205.19
Interest Payments		Total 2293 53,761,950.00		LIABILITIES, RESERVES, AND SURPLUS	
DEFERRED CHARGES		Land Area 40.70 Sq. Miles		Cash Liabilities	543,070.54
SCHOOL, COUNTY, SPECIAL DISTRICT TAXES	1,199,661.00	Net Valuation Taxable-Municipal 56,078,413		Reserves for Receivables	117,124.67
RESERVE FOR UNCOLLECTED TAXES	91,838.13	Net Valuation Taxable-County 65,483,584		Surplus Dec. 31, 1981	147,009.98
EXPENDITURES TOTAL 1,748,554.99		State Equalized Valuation 70,421,289		Total	807,205.19
		State Equalization Ratio 78.94			

2120

Population 1980 3,856
 Population 1981 3,874
 S & P Rating 2.51
 Moody Rating

General Tax Rate Per \$100.

State Equalized Tax Rate

1.98

POHATCONG TOWNSHIP - WARREN CO.

Form of Government:

Township Committee

Number of Members on Governing Body - 3

PER CAPITAL:

Gross Debt 50.50
 Net Debt 16.94
 Debt Service 7.96
 Total Tax Levy 403.10
 Municipal Expenditures 212.45

PER CENT:

Gross Debt .28
 Net Debt .09
 Tax Levy Collected 88.66
 Tax Levy Cancelled, Abated or Adjusted .09

EXPENDITURES		REVENUES-REALIZED		1981 PROPERTY TAX	
GENERAL GOVERNMENT		1981 Property Taxes Collected		STATE EQUALIZED TAX RATE \rightarrow	
Governing Body & Public Boards		1981 Payments in Lieu of Taxes	1,385,938.87	Local District School Taxes 1.16	913,396.00
Municipal Clerk		Delinquent Tax & Lien Collections	141,783.34	Regional & Consolidated School Tax	
Financial Administration	8,645.00	Business Personalty Replacement Taxes	55,286.76	School Taxes in Municipal Budget	
Assessment of Taxes	8,433.60	Taxes from Public Utilities	152,533.00	County Taxes .50	* 393,636.63
Collection of Taxes	7,887.00	Other Miscellaneous Tax Revenues		County Library Taxes .03	20,842.83
Planning, Housing & Development	20,218.54	State Aid Revenues	26,858.25	Local Municipal Purpose Taxes .28	222,109.22
Human Resources		Federal Aid Revenues		Veteran & Senior Citizen Taxes	52,800.00
Elections	1,755.79	State and Local Fiscal Assistance Act Utilized	37,329.58	Total Taxes for Rate Computation 1.97	1,602,784.88
General Administration (other)	77,863.77	Sale of Acquired Property		Special District Taxes	
JUDICIARY		Other Miscellaneous Revenues	141,913.39	Bank Corp. Taxes	1,730.66
Municipal Courts	11,410.32	Total	1,541,683.19	Added and Omitted Taxes	9,895.33
PUBLIC SAFETY		Prior Years Surplus Appropriated	150,000.00	Total Taxes Levied - ABSTRACT	1,561,610.87
Fire Protection	25,350.00	REVENUES TOTAL	2,091,683.19	Total Taxes Billed	1,563,239.74
Police Protection	151,389.65	Reserve For Uncollected Taxes	173,064.56	1981 TAXES COLLECTED	1,385,938.87
Civil Defense & Disaster Control	1,650.00			1981 Taxes Cancelled, Abated or Adjusted	1,371.17
Environmental Inspection & Control	4,475.00			Transfer to Tax Title Liens or Foreclosed	3,757.47
Other Public Safety				Balance Outstanding Dec. 31, 1981	172,172.23
PUBLIC WORKS		CAPITAL OUTLAY TOTAL		PRIOR YEARS TAXES OUTSTANDING	
Streets and Drainage	128,169.69	Public Enterprises		Balance January 1, 1981	167,762.51
Sewers and Sewage Processing		Recreation—Culture		Collected in 1981	138,881.29
Garbage and Trash Disposal		Public Works		Cancelled, Abated or Adjusted 1981	539.37
Public Buildings and Grounds	17,888.73	Buildings and Grounds		Transfers to Tax Title Liens or Foreclosed	832.67
Other Public Works	6,000.00	Library and Education		Balance December 31, 1981	27,509.18
HEALTH and WELFARE		Conservation		TAX TITLE LIENS OUTSTANDING	
Health Services Except Environmental		All Other		Balance January 1, 1981	13,104.50
Welfare-Public Assistance	507.63			Transfer From Taxes	4,729.57
Hospitals, Clinics, First Aid		CAPITAL DEBT AUTHORIZED, DECEMBER 31, 1981		Redeemed in 1981	2,902.05
Animal, Insect, & Rodent Control	30.00	ISSUED AND UNISSUED GROSS DEBT		Cancelled, Abated or Adjusted (1981)	
Other Welfare Services		School		Transfers to Foreclosed Property	
RECREATION and CONSERVATION		Self-liquidating 130,000		Balance December 31, 1981	14,932.02
Beaches and Boardwalks		Other 65,638	65,638	PROPERTY ACQUIRED BY DEED OR	
Parks, Playgrounds, Shade Trees	5,400.00	Total 195,638	65,638	FORECLOSURE	
Land Reclamation & Conservation	770.00			Balance January 1, 1981	
Other Recreational Services		ISSUED AND OUTSTANDING		Transfers From Taxes or Liens	
EDUCATION (excluding schools)		School		Sale for Cash (1981)	
Libraries		Self-Liquidating 100,000.00		Cancelled, Abated or Adjusted (1981)	
Other Educational Services		Other 50,000.00		Balance December 31, 1981	
STATUTORY EXPENDITURES		Total 150,000.00		CURRENT FINANCES DECEMBER 31, 1981	
Pensions & F. I. C. A.	36,442.85	EQUALIZED VALUATION BASIS		ASSETS	
Employee Fringe Benefits	9,768.21	FOR NET DEBT COMPUTATION	70,711,786	Cash Dec. 31, 1981	700,111.69
Other Statutory Expenditures	1,628.12	REAL PROPERTY VALUATIONS		Taxes Receivable	199,681.41
CETA And Other Public Employment Programs		Code Class # of Parcels % VAL'N		Tax Title Liens	14,932.02
MUNICIPAL FUNCTIONS TOTAL	525,683.90	1 Vacant Land 185 2.16	1,318,075.00	Foreclosed Property	
CAPITAL IMPROVEMENTS *MENU*		2 Residential 1190 74.05	45,211,517.00	Emergencies & Other Deferred Charges	1,300.00
DEBT SERVICE		3 Farm 218 7.64	4,668,925.00	State and Federal Aid Receivable	
Principal Payments	25,000.00	4a Commercial 68 14.10	8,605,900.00	Other Receivables	11,955.98
Interest Payments	5,827.50	4b Industrial 5 1.89	1,155,100.00	Total	927,981.10
		4c Apartments 1 .15	93,600.00	LIABILITIES, RESERVES, AND SURPLUS	
DEFERRED CHARGES	93,449.66	Total 1667	61,053,117.00	Cash Liabilities	450,332.15
SCHOOL, COUNTY, SPECIAL DISTRICT TAXES	1,327,875.66	Land Area 14.08 Sq. Miles		Reserves for Receivables	226,569.41
RESERVE FOR UNCOLLECTED TAXES	173,064.56	Net Valuation Taxable-Municipal	61,882,246	Surplus Dec. 31, 1981	251,079.54
EXPENDITURES TOTAL	2,150,901.28	Net Valuation Taxable-County	73,105,155	Total	927,981.10
		State Equalized Valuation	78,309,616		
		State Equalization Ratio	78.66		

Population 1980 17,747
 Population 1981 17,973
 S & P Rating A-
 Moody Rating BAA-1

General Tax Rate Per \$100. 3.00
 State Equalized Tax Rate 2.07

POINT PLEASANT BOROUGH - OCEAN CO.
Form of Government:
Borough Council
Number of Members on Governing Body - 6

PER CAPITA:
 Gross Debt 578.06
 Net Debt 38.84
 Debt Service .58
 Total Tax Levy 483.30
 Municipal Expenditures 174.91

PER CENT:
 Gross Debt 2.90
 Net Debt .19
 Tax Levy Collected 93.64
 Tax Levy Cancelled, Abated or Adjusted

EXPENDITURES		REVENUES-REALIZED		1981 PROPERTY TAX	
GENERAL GOVERNMENT				STATE EQUALIZED TAX RATE →	
Governing Body & Public Boards	9,300.00	1981 Property Taxes Collected		Local District School Taxes	1.35
Municipal Clerk		8,123,140.74		Regional & Consolidated School Tax	
Financial Administration	22,500.00	1981 Payments in Lieu of Taxes		School Taxes in Municipal Budget	
Assessment of Taxes	70,260.00	Delinquent Tax & Lien Collections		County Taxes	.42
Collection of Taxes	46,800.00	Business Personalty Replacement Taxes		County Library Taxes	.02
Planning, Housing & Development	30,240.00	Taxes from Public Utilities		Local Municipal Purpose Taxes	.28
Human Resources		Other Miscellaneous Tax Revenues		Veteran & Senior Citizen Taxes	
Elections		State Aid Revenues		Total Taxes for Rate Computation	2.07
General Administration (other)	233,846.50	Federal Aid Revenues		Special District Taxes	
JUDICIARY		State and Local Fiscal Assistance Act Utilized		Bank Corp. Taxes	
Municipal Courts	35,600.00	Sale of Acquired Property		Added and Omitted Taxes	
PUBLIC SAFETY		Other Miscellaneous Revenues		Total Taxes Levied - ABSTRACT	
Fire Protection	51,918.50	Prior Years Surplus Appropriated		Total Taxes Billed	
Police Protection	917,578.19	REVENUES TOTAL		1981 TAXES COLLECTED	
Civil Defense & Disaster Control	3,000.00	Reserve For Uncollected Taxes		1981 Taxes Cancelled, Abated or Adjusted	
Environmental Inspection & Control	61,710.00	CAPITAL OUTLAY TOTAL		Transfer to Tax Title Liens or Foreclosed	
Other Public Safety		559,716.73		Balance Outstanding Dec. 31, 1981	551,637.09
PUBLIC WORKS		Public Enterprises		PRIOR YEARS TAXES OUTSTANDING	
Streets and Drainage	252,900.00	Recreation—Culture		Balance January 1, 1981	419,177.94
Sewers and Sewage Processing	1,000.00	Public Works		Collected in 1981	416,755.72
Garbage and Trash Disposal	343,400.00	Buildings and Grounds		Cancelled, Abated or Adjusted 1981	
Public Buildings and Grounds	44,700.00	Library and Education		Transfers to Tax Title Liens or Foreclosed	
Other Public Works		Conservation		Balance December 31, 1981	2,422.22
HEALTH and WELFARE		Ali Other		TAX TITLE LIENS OUTSTANDING	
Health Services Except Environmental	30,625.00	CAPITAL DEBT AUTHORIZED, DECEMBER 31, 1981		Balance January 1, 1981	36,296.89
Welfare-Public Assistance	13,754.50	ISSUED AND UNISSUED GROSS DEBT NET DEBT		Transfer From Taxes	
Hospitals, Clinics, First Aid		School 2,260,000		Redeemed in 1981	
Animal, Insect, & Rodent Control	200.00	Self-liquidating 7,431,389		Cancelled, Abated or Adjusted (1981)	
Other Welfare Services		Other 698,046		Transfers to Foreclosed Property	
RECREATION and CONSERVATION		Total 10,389,435		Balance December 31, 1981	34,434.23
Beaches and Boardwalks	7,500.00	ISSUED AND OUTSTANDING		PROPERTY ACQUIRED BY DEED OR FORECLOSURE	
Parks, Playgrounds, Shade Trees	10,000.00	School 2,260,000.00		Balance January 1, 1981	30,105.00
Land Reclamation & Conservation	1,000.00	Self-Liquidating 6,898,000.00		Transfers From Taxes or Liens	
Other Recreational Services	76,400.00	Other 290,000.00		Sale for Cash (1981)	
EDUCATION (excluding schools)		Total 9,448,000.00		Cancelled, Abated or Adjusted (1981)	
Libraries	6,000.00	EQUALIZED VALUATION BASIS		Balance December 31, 1981	30,105.00
Other Educational Services		FOR NET DEBT COMPUTATION		CURRENT FINANCES DECEMBER 31, 1981	
STATUTORY EXPENDITURES		REAL PROPERTY VALUATIONS		ASSETS	
Pensions & F. I. C. A.	226,244.00	Code Class # of Parcels % VAL'N ASSESSED VALUATION		Cash Dec. 31, 1981	3,308,851.04
Employee Fringe Benefits	67,500.00	1 Vacant Land 795 4.17 11,784,250.00		Taxes Receivable	554,059.31
Other Statutory Expenditures	12,300.00	2 Residential 6320 83.04 234,458,050.00		Tax Title Liens	34,434.23
CETA And Other Public Employment Programs		3 Farm		Foreclosed Property	30,105.00
MUNICIPAL FUNCTIONS		4a Commercial 259 10.31 29,114,050.00		Emergencies & Other Deferred Charges	
CAPITAL IMPROVEMENTS		4b Industrial		State and Federal Aid Receivable	
DEBT SERVICE		4c Apartments 19 2.48 6,591,700.00		Other Receivables	
Principal Payments	10,500.00	Total 7393 282,348,050.00		Total	4,004,380.54
Interest Payments		Land Area 3.70 Sq. Miles		LIABILITIES, RESERVES, AND SURPLUS	
DEFERRED CHARGES		Net Valuation Taxable-Municipal		Cash Liabilities	3,019,766.22
SCHOOL, COUNTY, SPECIAL DISTRICT TAXES	7,449,565.11	Net Valuation Taxable-County		Reserves for Receivables	668,320.67
RESERVE FOR UNCOLLECTED TAXES		State Equalized Valuation		Surplus Dec. 31, 1981	316,293.65
EXPENDITURES		State Equalization Ratio		Total	4,004,380.54
TOTAL	10,593,235.82				

1525
Population 1980 5,415
Population 1981 5,436
S & P Rating
Moody Rating BAA-1

General Tax Rate Per \$100. 3.34
State Equalized Tax Rate 2.05

POINT PLEASANT BEACH BOROUGH - OCEAN COUNTY

Form of Government:
Borough Council
Number of Members on Governing Body - 6

PER CAPITAL:
Gross Debt 934.97
Net Debt 48.11
Debt Service 6.55
Total Tax Levy 780.54
Municipal Expenditures 457.00
PER CENT:
Gross Debt 2.76
Net Debt .14
Tax Levy Collected 92.80
Tax Levy Cancelled, Abated or Adjusted

EXPENDITURES		REVENUES-REALIZED		1981 PROPERTY TAX	
GENERAL GOVERNMENT				STATE EQUALIZED TAX RATE	
Governing Body & Public Boards		1981 Property Taxes Collected	3,923,114.64	Local District School Taxes 1.16	2,373,171.50
Municipal Clerk		1981 Payments in Lieu of Taxes		Regional & Consolidated School Tax	
Financial Administration	11,550.00	Delinquent Tax & Lien Collections	396,785.33	School Taxes in Municipal Budget	
Assessment of Taxes	14,885.00	Business Personalty Replacement Taxes	102,743.08	County Taxes	.45 924,868.71
Collection of Taxes	14,056.00	Taxes from Public Utilities	395,110.00	County Library Taxes	.03 51,537.07
Planning, Housing & Development	17,330.00	Other Miscellaneous Tax Revenues		Local Municipal Purpose Taxes	.41 848,200.00
Human Resources	2,352.00	State Aid Revenues	39,327.25	Veteron & Senior Citizen Taxes	60,700.00
Elections		Federal Aid Revenues	6,445.67	Total Taxes for Rate Computation	2.05 4,258,477.28
General Administration (other)	291,393.11	State and Local Fiscal Assistance Act Utilized	122,352.08	Special District Taxes	
JUDICIARY		Sale of Acquired Property		Bank Corp. Taxes	15,712.26
Municipal Courts	42,828.00	Other Miscellaneous Revenues	488,170.42	Added and Omitted Taxes	29,519.11
PUBLIC SAFETY		Total	5,474,088.47	Total Taxes Levied - ABSTRACT	4,243,008.65
Fire Protection	55,254.00	Prior Years Surplus Appropriated	20,000.00	Total Taxes Billed	4,227,296.35
Police Protection	620,554.39	REVENUES TOTAL	5,494,088.47	1981 TAXES COLLECTED	3,923,114.64
Civil Defense & Disaster Control	500.00	Reserve For Uncollected Taxes	664,951.15	1981 Taxes Cancelled, Abated or Adjusted	
Environmental Inspection & Control	62,400.00	CAPITAL OUTLAY TOTAL	278,035.81	Transfer to Tax Title Liens or Foreclosed	
Other Public Safety	100.00			Balance Outstanding Dec. 31, 1981	304,181.75
PUBLIC WORKS				PRIOR YEARS TAXES OUTSTANDING	
Streets and Drainage	178,203.00	Public Enterprises	276,659.78	Balance January 1, 1981	411,323.35
Sewers and Sewage Processing		Recreation—Culture		Collected in 1981	391,801.28
Garbage and Trash Disposal	106,000.00	Public Works	1,376.03	Cancelled, Abated or Adjusted 1981	
Public Buildings and Grounds	67,644.79	Buildings and Grounds		Transfers to Tax Title Liens or Foreclosed	
Other Public Works	25,500.00	Library and Education		Balance December 31, 1981	19,522.07
HEALTH and WELFARE		Conservation		TAX TITLE LIENS OUTSTANDING	
Health Services Except Environmental	6,132.00	All Other		Balance January 1, 1981	20,315.78
Welfare-Public Assistance	16,066.88	CAPITAL DEBT AUTHORIZED, DECEMBER 31, 1981		Transfer From Taxes	
Hospitals, Clinics, First Aid		ISSUED AND UNISSUED		Redeemed in 1981	4,584.05
Animal, Insect, & Rodent Control		School	2,798,000	Cancelled, Abated or Adjusted (1981)	
Other Welfare Services		Self-liquidating	2,023,000	Transfers to Foreclosed Property	
RECREATION and CONSERVATION		Other	261,502	Balance December 31, 1981	15,331.73
Beaches and Boardwalks		Total	5,082,502	PROPERTY ACQUIRED BY DEED OR	
Parks, Playgrounds, Shade Trees	21,895.00			FORECLOSURE	
Land Reclamation & Conservation		ISSUED AND OUTSTANDING		Balance January 1, 1981	
Other Recreational Services	4,000.00	School	2,798,000.00	Transfers From Taxes or Liens	
EDUCATION (excluding schools)		Self-Liquidating	2,023,000.00	Sale for Cash (1981)	
Libraries	6,000.00	Other	141,875.00	Cancelled, Abated or Adjusted (1981)	
Other Educational Services		Total	4,962,875.00	Balance December 31, 1981	
STATUTORY EXPENDITURES		EQUALIZED VALUATION BASIS		CURRENT FINANCES DECEMBER 31, 1981	
Pensions & F. I. C. A.	137,028.00	FOR NET DEBT COMPUTATION	184,420,749	ASSETS	
Employee Fringe Benefits	38,500.00	REAL PROPERTY VALUATIONS		Cash Dec. 31, 1981	1,687,356.66
Other Statutory Expenditures	8,000.00	Code Class # of Parcels % VAL'N		Taxes Receivable	323,703.82
CETA And Other Public Employment Programs	10,000.00	1 Vacant Land 275 5.73	7,161,900.00	Tax Title Liens	15,331.73
MUNICIPAL FUNCTIONS TOTAL	1,767,172.17	2 Residential 2186 61.92	77,432,950.00	Foreclosed Property	
CAPITAL IMPROVEMENTS *MEMO*		3 Farm		Emergencies & Other Deferred Charges	
DEBT SERVICE		4a Commercial 285 27.98	34,994,675.00	State and Federal Aid Receivable	19,972.00
Principal Payments	35,625.00	4b Industrial		Other Receivables	27,000.00
Interest Payments		4c Apartments 32 4.37	5,465,250.00	Total	2,073,364.21
DEFERRED CHARGES	16,500.00	Total 2778	125,054,775.00	LIABILITIES, RESERVES, AND SURPLUS	
SCHOOL, COUNTY, SPECIAL DISTRICT TAXES	3,345,577.28	Land Area 1.50 Sq. Miles		Cash Liabilities	1,154,982.33
RESERVE FOR UNCOLLECTED TAXES	664,951.15	Net Valuation Taxable-Municipal	125,678,502	Reserves for Receivables	366,035.55
EXPENDITURES TOTAL	5,833,825.60	Net Valuation Taxable-County	194,479,109	Surplus Dec. 31, 1981	552,346.33
		State Equalized Valuation	204,662,620	Total	2,073,364.21
		State Equalization Ratio	1.29		

1609

Population 1980 10,660
 Population 1981 10,773
 S & P Rating
 Moody Rating A-1

General Tax Rate Per \$100. 6.93
 State Equalized Tax Rate 2.95

POMPTON LAKES BOROUGH - PASSAIC CO.**Form of Government:****Borough Council****Number of Members on Governing Body - 6****PER CAPITA:**

Gross Debt 303.91
 Net Debt 133.67
 Debt Service 20.98
 Total Tax Levy 679.22
 Municipal Expenditures 239.85

PER CENT:

Gross Debt 1.45
 Net Debt .64
 Tax Levy Collected 98.07
 Tax Levy Cancelled, Abated or Adjusted .13

EXPENDITURES		REVENUES-REALIZED		1981 PROPERTY TAX	
GENERAL GOVERNMENT				STATE EQUALIZED TAX RATE → 1.75	
Governing Body & Public Boards		1981 Property Taxes Collected	7,143,970.28	Local District School Taxes	4,347,096.72
Municipal Clerk		1981 Payments in Lieu of Taxes	38,119.65	Regional & Consolidated School Tax	
Financial Administration	50,600.00	Delinquent Tax & Lien Collections	121,906.19	School Taxes in Municipal Budget	
Assessment of Taxes	21,650.00	Business Personality Replacement Taxes	268,451.16	County Taxes	.64 1,577,074.18
Collection of Taxes	35,975.00	Taxes from Public Utilities	446,411.00	County Library Taxes	
Planning, Housing & Development	7,825.00	Other Miscellaneous Tax Revenues		Local Municipal Purpose Taxes	.55 1,365,042.00
Human Resources	1,150.00	State Aid Revenues	102,536.73	Veteran & Senior Citizen Taxes	96,650.00
Elections	5,350.00	Federal Aid Revenues	7,923.73	Total Taxes for Rate Computation	2.94 7,385,862.90
General Administration (other)	261,787.32	State and Local Fiscal Assistance Act Utilized	74,721.86	Special District Taxes	
JUDICIARY		Sale of Acquired Property	761.00	Bank Corp. Taxes	8,410.51
Municipal Courts	15,400.00	Other Miscellaneous Revenues	307,510.55	Added and Omitted Taxes	19,644.53
PUBLIC SAFETY		Total	8,512,654.15	Total Taxes Levied - ABSTRACT	7,317,268.34
Fire Protection	45,079.00	Prior Years Surplus Appropriated	16,800.00	Total Taxes Billed	7,284,371.96
Police Protection	615,095.86	REVENUES TOTAL	8,529,454.15	1981 TAXES COLLECTED	7,143,970.28
Civil Defense & Disaster Control	1,200.00	Reserve For Uncollected Taxes	256,145.81	1981 Taxes Cancelled, Abated or Adjusted	9,811.80
Environmental Inspection & Control	9,452.00	CAPITAL OUTLAY TOTAL	200,665.78	Transfer to Tax Title Liens or Foreclosed	6,872.40
Other Public Safety				Balance Outstanding Dec. 31, 1981	123,717.48
PUBLIC WORKS				PRIOR YEARS TAXES OUTSTANDING	
Streets and Drainage	310,900.00	Public Enterprises		Balance January 1, 1981	131,963.38
Sewers and Sewage Processing	3,592.00	Recreation—Culture		Collected in 1981	121,906.19
Garbage and Trash Disposal	168,800.00	Public Works	199,944.89	Cancelled, Abated or Adjusted 1981	523.89
Public Buildings and Grounds	60,650.00	Buildings and Grounds	540.89	Transfers to Tax Title Liens or Foreclosed	4,400.77
Other Public Works		Library and Education		Balance December 31, 1981	5,132.53
HEALTH and WELFARE		Conservation		TAX TITLE LIENS OUTSTANDING	
Health Services Except Environmental	79,799.90	Air Other		Balance January 1, 1981	2,169.81
Welfare-Public Assistance	2,200.00	CAPITAL DEBT AUTHORIZED, DECEMBER 31, 1981		Transfer From Taxes	12,033.74
Hospitals, Clinics, First Aid		ISSUED AND UNISSUED		Redeemed in 1981	
Animal, Insect, & Rodent Control		School	1,801,000	Cancelled, Abated or Adjusted (1981)	
Other Welfare Services		Self-liquidating		Transfers to Foreclosed Property	
RECREATION and CONSERVATION		Other	1,473,000	Balance December 31, 1981	14,203.55
Beaches and Boardwalks		Total	3,274,000	PROPERTY ACQUIRED BY DEED OR FORECLOSURE	
Parks, Playgrounds, Shade Trees	10,100.00			Balance January 1, 1981	19,775.00
Land Reclamation & Conservation	350.00	ISSUED AND OUTSTANDING		Transfers From Taxes or Liens	
Other Recreational Services	16,700.00	School	1,801,000.00	Sole for Cash (1981)	
EDUCATION (excluding schools)		Self-Liquidating		Cancelled, Abated or Adjusted (1981)	50,600.00
Libraries	68,000.00	Other	1,472,000.00	Balance December 31, 1981	29,175.00
Other Educational Services		Total	3,273,000.00	CURRENT FINANCES DECEMBER 31, 1981	
STATUTORY EXPENDITURES		EQUALIZED VALUATION BASIS		ASSETS	
Pensions & F. I. C. A.	185,810.43	FOR NET DEBT COMPUTATION	225,855,655	Cash Dec. 31, 1981	770,097.23
Employee Fringe Benefits	42,000.00	REAL PROPERTY VALUATIONS		Taxes Receivable	128,850.01
Other Statutory Expenditures	5,000.00	Code Class # of Parcels % VAL'N	ASSESSED VALUATION	Tax Title Liens	14,203.55
CETA And Other Public Employment Programs	34,329.48	1 Vacant Land 166 1.47	1,536,000.00	Foreclosed Property	29,175.00
MUNICIPAL FUNCTIONS TOTAL	2,066,795.99	2 Residential 3073 79.79	83,261,250.00	Emergencies & Other Deferred Charges	14,100.00
CAPITAL IMPROVEMENTS *MEMO*	17,500.00	3 Farm		State and Federal Aid Receivable	19,236.20
DEBT SERVICE		4a Commercial 140 10.54	10,556,800.00	Other Receivables	58,741.73
Principal Payments	105,000.00	4b Industrial 5 4.80	5,009,950.00	Total	1,072,403.72
Interest Payments	121,001.00	4c Apartments 7 3.40	3,543,500.00	LIABILITIES, RESERVES, AND SURPLUS	
		Total 3391	104,347,500.00	Cash Liabilities	289,896.01
DEFERRED CHARGES	34,950.64	Land Area 3.00 Sq. Miles		Reserves for Receivables	268,970.29
SCHOOL, COUNTY, SPECIAL DISTRICT TAXES	5,924,170.90	Net Valuation Taxable-Municipal	105,265,859	Surplus Dec. 31, 1981	513,537.42
RESERVE FOR UNCOLLECTED TAXES	256,145.81	Net Valuation Taxable-County	239,374,350	Total	1,072,403.72
EXPENDITURES TOTAL	8,508,064.34	State Equalized Valuation	246,462,454		
		State Equalization Ratio	42.50		

0120

Population 1980 837
Population 1981 849
S & P Rating
Moody Rating

General Tax Rate Per \$100.

5.37

State Equalized Tax Rate

1.46

PORT REPUBLIC CITY - ATLANTIC CO.

Form of Government:

City Charter (P.L. 1897 c. 30)

Number of Members on Governing Body - 7

PER CAPITA:

Gross Debt 368.08

Net Debt

Debt Service 24.28

Total Tax Levy 506.33

Municipal Expenditures 283.02

PER CENT:

Gross Debt 1.33

Net Debt

Tax Levy Collected 92.57

Tax Levy Cancelled, Abated

or Adjusted 1.36

EXPENDITURES		REVENUES-REALIZED		1981 PROPERTY TAX	
GENERAL GOVERNMENT		1981 Property Taxes Collected		STATE EQUALIZED TAX RATE →	
Governing Body & Public Boards			398,425.14	Local District School Taxes	.98
Municipal Clerk		1981 Payments in Lieu of Taxes	13,180.67	Regional & Consolidated School Tax	
Financial Administration	7,850.00	Delinquent Tax & Lien Collections	5,963.48	School Taxes in Municipal Budget	
Assessment of Taxes	4,350.00	Business Personalty Replacement Taxes	107,631.00	County Taxes	.46 *
Collection of Taxes	3,800.00	Taxes from Public Utilities	57,015.41	County Library Taxes	.02
Planning, Housing & Development	1,800.00	Other Miscellaneous Tax Revenues	4,517.34	Local Municipal Purpose Taxes	
Human Resources	600.00	State Aid Revenues	6,087.47	Veteran & Senior Citizen Taxes	
Elections	51,085.00	Federal Aid Revenues	38,961.33	Total Taxes for Rate Computation	1.40
General Administration (other)		State and Local Fiscal Assistance Act Utilized	631,781.84	Special District Taxes	
JUDICIARY		Sale of Acquired Property	17,935.75	Bank Corp. Taxes	
Municipal Courts		Other Miscellaneous Revenues	25,551.40	Added and Omitted Taxes	1,246.27
PUBLIC SAFETY		TOTAL		Total Taxes Levied - ABSTRACT	429,915.82
Fire Protection	10,000.00	Prior Years Surplus Appropriated	13,390.00	Total Taxes Billed	430,392.89
Police Protection	200.00	REVENUES	649,717.59	1981 TAXES COLLECTED	396,425.14
Civil Defense & Disaster Control	500.00	Reserve For Uncollected Taxes	13,390.00	1981 Taxes Cancelled, Abated or Adjusted	5,870.09
Environmental Inspection & Control	2,100.00	CAPITAL OUTLAY		Transfer to Tax Title Liens or Foreclosed	5,686.83
Other Public Safety		Public Enterprises		Balance Outstanding Dec. 31, 1981	20,410.83
PUBLIC WORKS		Recreation—Culture		PRIOR YEARS TAXES OUTSTANDING	
Streets and Drainage	28,682.47	Public Works	13,390.00	Balance January 1, 1981	18,458.80
Sewers and Sewage Processing	11,000.00	Buildings and Grounds		Collected in 1981	13,180.67
Garbage and Trash Disposol	7,500.00	Library and Education		Cancelled, Abated or Adjusted 1981	1,930.51
Public Buildings and Grounds	5.00	Conservation		Transfers to Tax Title Liens or Foreclosed	3,347.62
Other Public Works		All Other		Balance December 31, 1981	
HEALTH and WELFARE		CAPITAL DEBT AUTHORIZED, DECEMBER 31, 1981		TAX TITLE LIENS OUTSTANDING	
Health Services Except Environmental	25.00	ISSUED AND UNISSUED		Balance January 1, 1981	8,085.04
Welfare-Public Assistance	575.00	School	312,500	Transfer From Taxes	9,310.47
Hospitals, Clinics, First Aid	1,802.00	Self-liquidating		Redeemed in 1981	
Animal, Insect, & Rodent Control		Other	312,500	Cancelled, Abated or Adjusted (1981)	
Other Welfare Services		Total	312,500	Transfers to Foreclosed Property	
RECREATION and CONSERVATION		ISSUED AND OUTSTANDING		Balance December 31, 1981	17,395.51
Beaches and Boardwalks	8,200.00	School	312,500.00	PROPERTY ACQUIRED BY DEED OR FORECLOSURE	
Parks, Playgrounds, Shade Trees		Self-Liquidating		Balance January 1, 1981	1,000.00
Land Reclamation & Conservation		Other	312,500.00	Transfers From Taxes or Liens	
Other Recreational Services		Total	312,500.00	Sale for Cash (1981)	
EDUCATION (excluding schools)		EQUALIZED VALUATION BASIS		Cancelled, Abated or Adjusted (1981)	
Libraries		FOR NET DEBT COMPUTATION	23,538,643	Balance December 31, 1981	1,000.00
Other Educational Services		REAL PROPERTY VALUATIONS		CURRENT FINANCES DECEMBER 31, 1981	
STATUTORY EXPENDITURES		Code Class # of Parcels % VAL'N	ASSESSED VALUATION	ASSETS	
Pensions & F. I. C. A.	6,000.00	1 Vacant Land 211 12.57	591,750.00	Cash Dec. 31, 1981	205,532.69
Employee Fringe Benefits	1,534.00	2 Residential 303 79.07	6,237,500.00	Taxes Receivable	20,410.83
Other Statutory Expenditures		3 Farm 26 3.09	244,000.00	Tax Title Liens	17,395.51
CETA And Other Public Employment Programs	147,608.47	4a Commercial 14 5.24	413,400.00	Foreclosed Property	1,000.00
MUNICIPAL FUNCTIONS		4b Industrial 1 .02	1,600.00	Emergencies & Other Deferred Charges	7,434.00
CAPITAL IMPROVEMENTS	*MEMO*	4c Apartments	7,888,250.00	State and Federal Aid Receivable	
DEBT SERVICE		Total		Other Receivables	1,916.80
Principal Payments	20,613.00	Land Area 8.10 Sq. Miles		Total	253,689.83
Interest Payments	20,613.00	Net Valuation Taxable-Municipal	7,991,557	LIABILITIES, RESERVES, AND SURPLUS	
TYPE I SCHL DEBT *MEMO	46,068.62	Net Valuation Taxable-County	25,840,081	Cash Liabilities	124,570.89
DEFERRED CHARGES		State Equalized Valuation	29,082,518	Reserves for Receivables	40,723.14
SCHOOL, COUNTY, SPECIAL DISTRICT TAXES	428,669.55	State Equalization Ratio	27.22	Surplus Dec. 31, 1981	88,395.80
RESERVE FOR UNCOLLECTED TAXES	25,991.40			Total	253,689.83
EXPENDITURES	TOTAL				

1981/3000

* ABOVE DEBT SERVICE INCLUDES TYPE I SCHOOL DEBT

485

*Includes County Health Service Taxes or County Vocational School Taxes. See Table 13.

Population 1980 12,035
 Population 1981 11,954
 S & P Rating
 Moody Rating

General Tax Rate Per \$100.

2.25
 State Equalized Tax Rate
 2.26

PRINCETON BOROUGH - MERCER COUNTY**Form of Government:****Borough Council****Number of Members on Governing Body - 6****PER CAPITA:**

Gross Debt 340.19
 Net Debt 205.06
 Debt Service 28.69
 Total Tax Levy 675.40
 Municipal Expenditures 437.58

PER CENT:

Gross Debt 1.32
 Net Debt .80
 Tax Levy Collected 92.26
 Tax Levy Cancelled, Abated or Adjusted 2.88

EXPENDITURES		REVENUES-REALIZED		1981 PROPERTY TAX	
GENERAL GOVERNMENT				STATE EQUALIZED TAX RATE	
Governing Body & Public Boards	15,914.00	1981 Property Taxes Collected	7,532,572.95	Local District School Taxes	
Municipal Clerk		1981 Payments in Lieu of Taxes	25,530.52	Regional & Consolidated School Tax	.96
Financial Administration	7,900.00	Delinquent Tax & Lien Collections	332,727.57	School Taxes in Municipal Budget	
Assessment of Taxes	13,834.00	Business Personalty Replacement Taxes	190,926.32	County Taxes	.83
Collection of Taxes	45,168.00	Taxes from Public Utilities	606,374.00	County Library Taxes	
Planning, Housing & Development	47,625.00	Other Miscellaneous Tax Revenues		Local Municipal Purpose Taxes	.47
Human Resources	100,148.50	State Aid Revenues	165,069.90	Veteran & Senior Citizen Taxes	
Elections	3,500.00	Federal Aid Revenues		Total Taxes for Rate Computation	2.26
General Administration (other)	507,141.62	State and Local Fiscal Assistance Act Utilized	51,626.00	Special District Taxes	
JUDICIARY		Sale of Acquired Property		Bank Corp. Taxes	60,876.92
Municipal Courts	89,735.00	Other Miscellaneous Revenues	2,253,436.01	Added and Omitted Taxes	10,600.89
PUBLIC SAFETY		Total	11,158,263.27	Total Taxes Levied - ABSTRACT	8,073,697.35
Fire Protection	75,901.50	Prior Years Surplus Appropriated	179,000.00	Total Taxes Billed	8,164,741.21
Police Protection	817,983.83	REVENUES TOTAL	11,337,263.27	1981 TAXES COLLECTED	7,532,572.95
Civil Defense & Disaster Control	270.00	Reserve For Uncollected Taxes	403,650.00	1981 Taxes Cancelled, Abated or Adjusted	235,509.37
Environmental Inspection & Control	37,908.00	CAPITAL OUTLAY TOTAL	343,413.01	Transfer to Tax Title Liens or Foreclosed	2,934.45
Other Public Safety				Balance Outstanding Dec. 31, 1981	393,724.44
PUBLIC WORKS				PRIOR YEARS TAXES OUTSTANDING	
Streets and Drainage	375,742.21	Public Enterprises		Balance January 1, 1981	332,727.57
Sewers and Sewage Processing	1,142,834.00	Recreation—Culture	1,161.00	Collected in 1981	332,727.57
Garbage and Trash Disposal	266,316.88	Public Works	307,464.19	Cancelled, Abated or Adjusted 1981	
Public Buildings and Grounds	114,777.48	Buildings and Grounds	29,838.92	Transfers to Tax Title Liens or Foreclosed	
Other Public Works	11,127.00	Library and Education	4,548.90	Balance December 31, 1981	
HEALTH and WELFARE		Conservation		TAX TITLE LIENS OUTSTANDING	
Health Services Except Environmental	109,032.00	All Other		Balance January 1, 1981	4,270.65
Welfare-Public Assistance	18,802.00	CAPITAL DEBT AUTHORIZED, DECEMBER 31, 1981		Transfer From Taxes	2,934.45
Hospitals, Clinics, First Aid		ISSUED AND UNISSUED		Redeemed in 1981	
Animal, Insect, & Rodent Control		School	1,571,692	Cancelled, Abated or Adjusted (1981)	
Other Welfare Services		Self-liquidating		Transfers to Foreclosed Property	
RECREATION and CONSERVATION		Other	2,494,883	Balance December 31, 1981	7,205.10
Beaches and Boardwalks		Total	4,066,576	PROPERTY ACQUIRED BY DEED OR	
Parks, Playgrounds, Shade Trees	45,821.00			FORECLOSURE	
Land Reclamation & Conservation	418.25	ISSUED AND OUTSTANDING		Balance January 1, 1981	10,000.00
Other Recreational Services	141,006.00	School	1,571,652.54	Transfers From Taxes or Liens	
EDUCATION (excluding schools)		Self-Liquidating		Sale for Cash (1981)	
Libraries	181,610.00	Other	1,744,021.00	Cancelled, Abated or Adjusted (1981)	
Other Educational Services	150.00	Total	3,315,713.54	Balance December 31, 1981	10,000.00
STATUTORY EXPENDITURES		EQUALIZED VALUATION BASIS		CURRENT FINANCES DECEMBER 31, 1981	
Pensions & F. I. C. A.	306,022.00	FOR NET DEBT COMPUTATION	307,609,760	ASSETS	
Employee Fringe Benefits		REAL PROPERTY VALUATIONS		Cash Dec. 31, 1981	774,298.43
Other Statutory Expenditures	7,500.00	Code Class # of Parcels % VAL'N	ASSESSED VALUATION	Taxes Receivable	393,724.44
CETA And Other Public Employment Programs		1 Vacant Land 117 1.37	4,794,000.00	Tax Title Liens	7,205.10
MUNICIPAL FUNCTIONS		2 Residential 1815 70.20	245,458,550.00	Foreclosed Property	10,000.00
CAPITAL IMPROVEMENTS *MEMO*	100,000.00	3 Farm		Emergencies & Other Deferred Charges	
DEBT SERVICE		4a Commercial 182 23.52	82,240,470.00	State and Federal Aid Receivable	12,500.00
Principal Payments	255,500.00	4b Industrial		Other Receivables	44,047.11
Interest Payments	87,488.44	4c Apartments 40 4.90	17,138,160.00	Total	1,241,775.08
		Total 2154	349,631,200.00	LIABILITIES, RESERVES, AND SURPLUS	
DEFERRED CHARGES		Land Area 1.76 Sq. Miles		Cash Liabilities	609,501.44
SCHOOL COUNTY, SPECIAL DISTRICT TAXES	6,347,877.05	Net Valuation Taxable-Municipal	356,251,642	Reserves for Receivables	454,976.65
RESERVE FOR UNCOLLECTED TAXES	403,650.00	Net Valuation Taxable-County	335,362,206	Surplus Dec. 31, 1981	177,296.59
EXPENDITURES		State Equalized Valuation	355,305,574	Total	1,241,775.08
TOTAL	11,576,703.76	State Equalization Ratio	100.29		

Population 1980 13,683
 Population 1981 13,628
 S & P Rating
 Moody Rating AA-1

General Tax Rate Per \$100.

2.08

State Equalized Tax Rate

2.04

PRINCETON TOWNSHIP - MERCER COUNTY

Form of Government:

Township Committee

Number of Members on Governing Body - 5

PER CAPITA:

Gross Debt 479.09
 Net Debt 265.47
 Debt Service 36.09
 Total Tax Levy 989.17
 Municipal Expenditures 434.87

PER CENT:

Gross Debt 1.15
 Net Debt .63
 Tax Levy Collected 94.46
 Tax Levy Cancelled, Abated
 or Adjusted 1.67

EXPENDITURES		REVENUES-REALIZED		1981 PROPERTY TAX	
GENERAL GOVERNMENT				STATE EQUALIZED TAX RATE →	
Governing Body & Public Boards	21,294.20	1981 Property Taxes Collected 12,724,173.93		Local District School Taxes	
Municipal Clerk		1981 Payments in Lieu of Taxes 514,921.02		Regional & Consolidated School Tax .96	6,246,344.94
Financial Administration	58,713.00	Delinquent Tax & Lien Collections 142,512.64		School Taxes in Municipal Budget	
Assessment of Taxes	17,679.22	Business Personalty Replacement Taxes 854,205.00		County Taxes .79	5,145,411.75
Collection of Taxes	57,468.56	Other Miscellaneous Tax Revenues 200,414.63		County Library Taxes	
Planning, Housing & Development	93,265.75	Federal Aid Revenues 58,064.00		Local Municipal Purpose Taxes .30	1,550,336.00
Human Resources	164,471.76	State and Local Fiscal Assistance Act Utilized 1,926,829.21		Veteran & Senior Citizen Taxes	60,950.00
Elections	3,745.83	Sale of Acquired Property 16,421,140.43		Total Taxes for Rate Computation 2.05	13,403,042.69
General Administration (other)	511,218.99	Other Miscellaneous Revenues 550,000.00		Special District Taxes	45,000.00
JUDICIARY		TOTAL 16,971,140.43		Bank Corp. Taxes	11,073.50
Municipal Courts	23,750.00	Prior Years Surplus Appropriated 627,620.00		Added and Omitted Taxes	82,251.87
PUBLIC SAFETY		REVENUES TOTAL 16,971,140.43		Total Taxes Levied - ABSTRACT	13,480,418.06
Fire Protection	85,524.75	CAPITAL OUTLAY TOTAL 674,470.33		Total Taxes Billed	13,470,180.37
Police Protection	880,900.74	Public Enterprises 115,966.07		1981 TAXES COLLECTED	12,724,173.93
Civil Defense & Disaster Control	135.00	Recreation—Culture 386,405.94		1981 Taxes Cancelled, Abated or Adjusted	224,787.55
Environmental Inspection & Control	59,187.91	Public Works 161,366.12		Transfer to Tax Title Liens or Foreclosed	6,524.14
Other Public Safety		Buildings and Grounds 10,712.20		Balance Outstanding Dec. 31, 1981	514,694.75
PUBLIC WORKS		Library and Education		PRIOR YEARS TAXES OUTSTANDING	
Streets and Drainage	353,982.19	Conservation		Balance January 1, 1981	679,933.36
Sewers and Sewage Processing	1,219,245.21	All Other		Collected in 1981	492,496.73
Garbage and Trash Disposal		CAPITAL DEBT AUTHORIZED, DECEMBER 31, 1981		Cancelled, Abated or Adjusted 1981	2,907.33
Public Buildings and Grounds	86,009.00	ISSUED AND UNISSUED		Transfers to Tax Title Liens or Foreclosed	7,334.55
Other Public Works		SCHOOL		Balance December 31, 1981	177,194.75
HEALTH and WELFARE		GROSS DEBT		TAX TITLE LIENS OUTSTANDING	
Health Services Except Environmental	84,073.00	NET DEBT		Balance January 1, 1981	46,255.26
Welfare-Public Assistance	25,943.50	School 2,911,307		Transfer From Taxes	14,951.16
Hospitals, Clinics, First Aid		Self-liquidating		Redeemed in 1981	22,424.29
Animal, Insect, & Radent Control	4,399.88	Other 3,617,771		Cancelled, Abated or Adjusted (1981)	
Other Welfare Services		Total 6,529,079		Transfers to Foreclosed Property	
RECREATION and CONSERVATION		ISSUED AND OUTSTANDING		Balance December 31, 1981	38,782.13
Beaches and Boardwalks		SCHOOL		PROPERTY ACQUIRED BY DEED OR FORECLOSURE	
Parks, Playgrounds, Shade Trees	2,600.48	Self-Liquidating		Balance January 1, 1981	
Land Reclamation & Conservation	18,169.83	Other		Transfers From Taxes or Liens	
Other Recreational Services	191,494.00	Total		Sale for Cash (1981)	
EDUCATION (excluding schools)		EQUALIZED VALUATION BASIS		Cancelled, Abated or Adjusted (1981)	
Libraries	354,532.00	FOR NET DEBT COMPUTATION		Balance December 31, 1981	
Other Educational Services	75.00	REAL PROPERTY VALUATIONS		CURRENT FINANCES DECEMBER 31, 1981	
STATUTORY EXPENDITURES		ASSESSED VALUATION		ASSETS	
Pensions & F. I. C. A.	222,146.22	Code Class # of Parcels % VAL'N		Cash Dec. 31, 1981	1,342,722.97
Employee Fringe Benefits		1 Vacant Land 512 4.96		Taxes Receivable	691,889.50
Other Statutory Expenditures	6,524.00	2 Residential 3441 84.28		Tax Title Liens	38,782.13
CETA And Other Public Employment Programs		3 Farm 61 2.45		Foreclosed Property	
MUNICIPAL FUNCTIONS TOTAL	4,546,550.02	4a Commercial 82 4.63		Emergencies & Other Deferred Charges	15,107.69
CAPITAL IMPROVEMENTS *MEMO*		4b Industrial 2 .28		State and Federal Aid Receivable	8,044.67
DEBT SERVICE		4c Apartments 7 3.40		Other Receivables	49,347.59
Principal Payments	274,625.97	Total 4105		Total	2,145,894.55
Interest Payments	217,141.25	Land Area 16.25 Sq. Miles		LIABILITIES, RESERVES, AND SURPLUS	
DEFERRED CHARGES	260,484.64	Net Valuation Taxable-Municipal 640,606,399		Cash Liabilities	824,197.62
SCHOOL, COUNTY, SPECIAL DISTRICT TAXES	11,436,756.69	Net Valuation Taxable-County 585,383,096		Reserves for Receivables	780,019.22
RESERVE FOR UNCOLLECTED TAXES	627,620.00	State Equalized Valuation 653,901,543		Surplus Dec. 31, 1981	541,677.71
EXPENDITURES TOTAL	17,363,178.57	State Equalization Ratio 97.96		Total	2,145,894.55

1610

Population 1980 5,142
 Population 1981 5,137
 S & P Rating
 Moody Rating

General Tax Rate Per \$100. 5.34
 State Equalized Tax Rate 2.38

PROSPECT PARK BOROUGH - PASSAIC CO.
Form of Government:
Borough Council
Number of Members on Governing Body - 6

PER CAPITA:
 Gross Debt 190.84
 Net Debt 108.43
 Debt Service 12.41
 Total Tax Levy 337.39
 Municipal Expenditures 147.91

PER CENT:
 Gross Debt 1.58
 Net Debt .90
 Tax Levy Collected 99.07
 Tax Levy Cancelled, Abated or Adjusted .03

EXPENDITURES		REVENUES-REALIZED		1981 PROPERTY TAX	
GENERAL GOVERNMENT		STATE EQUALIZED TAX RATE		Local District School Taxes .74	
Governing Body & Public Boords		1981 Property Taxes Collected		525,336.00	
Municipal Clerk		1981 Payments in Lieu of Taxes		442,019.47	
Financial Administration	5,200.00	Delinquent Tax & Lien Collections		.62	
Assessment of Taxes	4,900.00	Business Personalty Replocement Taxes		.60	
Collection of Taxes	10,300.00	Taxes from Public Utilities		.42	
Planning, Housing & Development	800.00	Other Miscellaneous Tax Revenues		302,976.28	
Human Resources	200.00	State Aid Revenues		51,750.00	
Elections		Federal Aid Revenues		1,748,352.55	
General Administration (other)	76,778.67	State and Local Fiscal Assistance Act Utilized		2.38	
JUDICIARY		Sale of Acquired Property		Special District Taxes	
Municipal Courts	15,418.00	Other Miscellaneous Revenues		Bank Corp. Taxes	
PUBLIC SAFETY		Total		2,136.00	
Fire Protection	23,711.10	Prior Years Surplus Appropriated		Total Taxes Levied - ABSTRACT	
Police Protection	228,525.14	REVENUES		Total Taxes Billed	
Civil Defense & Disaster Control	500.00	Reserve For Uncollected Taxes		1,700,857.55	
Environmental Inspection & Control	7,525.00	TOTAL		1,685,110.74	
Other Public Safety		CAPITAL OUTLAY		1981 Taxes Cancelled, Abated or Adjusted	
PUBLIC WORKS		TOTAL		Transfer to Tax Title Liens or Foreclosed	
Streets and Drainage	89,344.05	Public Enterprises		Balance Outstanding Dec. 31, 1981	
Sewers and Sewage Processing	45,040.03	Recreation—Culture		PRIOR YEARS TAXES OUTSTANDING	
Garbage and Trash Disposal	62,700.00	Public Works		Balance January 1, 1981	
Public Buildings and Grounds	14,157.48	Buildings and Grounds		Collected in 1981	
Other Public Works		Library and Education		Cancelled, Abated or Adjusted 1981	
HEALTH and WELFARE		Conservation		Transfers to Tax Title Liens or Foreclosed	
Health Services Except Environmental	14,809.00	All Other		Balance December 31, 1981	
Welfare-Public Assistance	2,750.00	CAPITAL DEBT AUTHORIZED, DECEMBER 31, 1981		TAX TITLE LIENS OUTSTANDING	
Hospitals, Clinics, First Aid		ISSUED AND UNISSUED		Balance January 1, 1981	
Animal, Insect, & Rodent Control		GROSS DEBT		Transfer From Taxes	
Other Welfare Services		NET DEBT		Redeemed in 1981	
RECREATION and CONSERVATION		Schoal		Cancelled, Abated or Adjusted (1981)	
Beaches and Boardwalks		Self-Liquidating		Transfers to Foreclosed Property	
Parks, Playgrounds, Shade Trees		Other		Balance December 31, 1981	
Land Reclamation & Conservation		Total		PROPERTY ACQUIRED BY DEED OR	
Other Recreational Services	2,000.00	ISSUED AND OUTSTANDING		FORECLOSURE	
EDUCATION (excluding schools)		Schoal		Balance January 1, 1981	
Libraries		Self-Liquidating		Transfers From Taxes or Liens	
Other Educational Services		Other		Sale for Cash (1981)	
STATUTORY EXPENDITURES		Total		Cancelled, Abated or Adjusted (1981)	
Pensions & F. I. C. A.	37,277.76	EQUALIZED VALUATION BASIS		Balance December 31, 1981	
Employee Fringe Benefits	12,100.00	FOR NET DEBT COMPUTATION		CURRENT FINANCES DECEMBER 31, 1981	
Other Statutory Expenditures	3,500.00	REAL PROPERTY VALUATIONS		ASSETS	
CETA And Other Public Employment Programs		Code Class # of Parcels % VAL'N		Cash Dec. 31, 1981	
MUNICIPAL FUNCTIONS		ASSESSSED VALUATION		Taxes Receivable	
CAPITAL IMPROVEMENTS	*MEMO*	1 Vocant Land 27 1.01		Tox Title Liens	
DEBT SERVICE		2 Residential 1063 83.84		Foreclosed Property	
Principal Payments	30,000.00	3 Form		Emergencies & Other Deferred Charges	
Interest Payments	33,752.50	4a Commercial 75 13.16		State and Federal Aid Receivable	
DEFERRED CHARGES		4b Industrial 3 1.86		Other Receivables	
SCHOOL, COUNTY, SPECIAL DISTRICT TAXES	1,393,626.27	4c Apartments 1 .13		Total	
RESERVE FOR UNCOLLECTED TAXES	34,510.49	Total 1169		LIABILITIES, RESERVES, AND SURPLUS	
EXPENDITURES		Land Area .45 Sq. Miles		Cash Liabilities	
		Net Valuation Taxable-Municipal		Reserves for Receivables	
		Net Valuation Taxable-County		Surplus Dec. 31, 1981	
		State Equalized Valuation		Total	
		State Equalization Ratio			

Population 1980 2,887
 Population 1981 2,856
 S & P Rating
 Moody Rating

General Tax Rate Per \$100.

3.12

State Equalized Tax Rate

2.22

QUINTON TOWNSHIP – SALEM COUNTY**Form of Government:****Township Committee****Number of Members on Governing Body – 3****PER CAPITA:**

Gross Debt 323.20
 Net Debt
 Debt Service 5.18
 Total Tax Levy 307.22
 Municipal Expenditures 205.79

PER CENT:

Gross Debt 2.68
 Net Debt
 Tax Levy Collected 81.87
 Tax Levy Cancelled, Abated or Adjusted .27

EXPENDITURES		REVENUES-REALIZED		1981 PROPERTY TAX	
GENERAL GOVERNMENT				STATE EQUALIZED TAX RATE →	
Governing Body & Public Boords		1981 Property Taxes Collected	728,593.07	Local District School Taxes 1.39	550,879.25
Municipal Clerk		1981 Payments in Lieu of Taxes		Regional & Consolidated School Tax	
Financial Administration	14,100.00	Delinquent Tax & Lien Collections	142,672.34	School Taxes in Municipal Budget	
Assessment of Taxes	4,500.00	Business Personalty Replacement Taxes	30,753.83	County Taxes .85	331,931.14
Collection of Taxes	10,300.00	Taxes from Public Utilities	159,852.00	County Library Taxes	
Planning, Housing & Development	5,390.00	Other Miscellaneous Tax Revenues		Local Municipal Purpose Taxes	
Human Resources		State Aid Revenues	18,066.59	Veteran & Senior Citizen Taxes	30,050.00
Elections		Federal Aid Revenues		Total Taxes for Rate Computation 2.22	918,860.39
General Administration (other)	59,316.05	State and Local Fiscal Assistance Act Utilized	22,857.00	Special District Taxes	
JUDICIARY		Sale of Acquired Property		Bank Corp. Taxes	59.38
Municipal Courts	7,806.32	Other Miscellaneous Revenues	106,783.07	Added and Omitted Taxes	840.55
PUBLIC SAFETY			Total 1,209,578.30	Total Taxes Levied - ABSTRACT	889,710.32
Fire Protection	11,828.56	Prior Years Surplus Appropriated	211,023.29	Total Taxes Billed	889,907.29
Police Protection	7,000.00	REVENUES TOTAL	1,420,601.59	1981 TAXES COLLECTED	728,593.07
Civil Defense & Disaster Control	5,200.00	Reserve For Uncollected Taxes	205,652.50	1981 Taxes Cancelled, Abated or Adjusted	2,425.02
Environmental Inspection & Control	9,200.00			Transfer to Tax Title Liens or Foreclosed	
Other Public Safety		CAPITAL OUTLAY TOTAL	10,800.00	Balance Outstanding Dec. 31, 1981	158,884.20
PUBLIC WORKS				PRIOR YEARS TAXES OUTSTANDING	
Streets and Drainage	111,355.09	Public Enterprises		Balance January 1, 1981	130,818.69
Sewers and Sewage Processing		Recreation—Culture		Collected in 1981	118,505.55
Garbage and Trash Disposal	8,440.02	Public Works	10,000.00	Cancelled, Abated or Adjusted 1981	
Public Buildings and Grounds	17,100.10	Buildings and Grounds	800.00	Transfers to Tax Title Liens or Foreclosed	
Other Public Works	5,000.00	Library and Education		Balance December 31, 1981	12,313.14
HEALTH and WELFARE		Conservation		TAX TITLE LIENS OUTSTANDING	
Health Services Except Environmental	1,385.00	All Other		Balance January 1, 1981	231,659.12
Welfare-Public Assistance	2,700.00			Transfer From Taxes	
Hospitals, Clinics, First Aid	1,500.00	CAPITAL DEBT AUTHORIZED, DECEMBER 31, 1981		Redeemed in 1981	24,166.79
Animal, Insect, & Rodent Control	2,800.00	ISSUED AND UNISSUED GROSS DEBT		Cancelled, Abated or Adjusted (1981)	
Other Welfare Services		School 936,000		Transfers to Foreclosed Property	
RECREATION and CONSERVATION		Self-liquidating		Balance December 31, 1981	207,492.33
Beaches and Boardwalks		Other		PROPERTY ACQUIRED BY DEED OR	
Parks, Playgrounds, Shade Trees		Total 936,000		FORECLOSURE	
Land Reclamation & Conservation				Balance January 1, 1981	30,144.54
Other Recreational Services	3,115.86	ISSUED AND OUTSTANDING		Transfers From Taxes or Liens	
EDUCATION (excluding schools)		School	936,000.00	Sale for Cash (1981)	
Libraries		Self-liquidating		Cancelled, Abated or Adjusted (1981)	
Other Educational Services	100,000.00	Other		Balance December 31, 1981	30,144.54
STATUTORY EXPENDITURES		Total 936,000.00		CURRENT FINANCES DECEMBER 31, 1981	
Pensions & F. I. C. A.	5,100.00	EQUALIZED VALUATION BASIS		ASSETS	
Employee Fringe Benefits		FOR NET DEBT COMPUTATION	34,885,230	Cash Dec. 31, 1981	551,612.67
Other Statutory Expenditures	500.00	REAL PROPERTY VALUATIONS		Taxes Receivable	171,202.34
CETA And Other Public Employment Programs		Code Class # of Parcels % VAL'N		Tax Title Liens	207,492.33
MUNICIPAL FUNCTIONS TOTAL	373,617.00	1 Vacant Land 569 8.27	2,140,650.00	Foreclosed Property	30,144.54
CAPITAL IMPROVEMENTS *MEMO*		2 Residential 727 65.56	16,565,300.00	Emergencies & Other Deferred Charges	
DEBT SERVICE		3 Farm 304 14.37	3,718,900.00	State and Federal Aid Receivable	
Principal Payments	15,000.00	4a Commercial 54 11.79	3,051,300.00	Other Receivables	6,322.05
Interest Payments		4b Industrial		Total	1,006,773.93
		4c Apartments		LIABILITIES, RESERVES, AND SURPLUS	
DEFERRED CHARGES	1,500.00	Total 1654	25,876,150.00	Cash Liabilities	82,376.20
SCHOOL, COUNTY, SPECIAL DISTRICT TAXES	888,810.39	Land Area 24.35 Sq. Miles		Reserves for Receivables	415,161.26
RESERVE FOR UNCOLLECTED TAXES	205,852.90	Net Valuation Taxable-Municipal	28,495,729	Surplus Dec. 31, 1981	509,236.47
EXPENDITURES TOTAL	1,484,780.29	Net Valuation Taxable-County	38,850,144	Total	1,006,773.93
		State Equalized Valuation	39,064,661		
		State Equalization Ratio	71.00		

2013

Population 1980 26,723
 Population 1981 26,703
 S & P Rating
 Moody Rating A-1

General Tax Rate Per \$100. 4.42
 State Equalized Tax Rate 3.08

RAHWAY CITY - UNION COUNTY

Form of Government:

Mayor-Council Plan F (OMCL 50)

Number of Members on Governing Body - 9

PER CAPITA:

Gross Debt 342.53
 Net Debt 299.62
 Debt Service 22.52
 Total Tax Levy 594.12
 Municipal Expenditures 379.48

PER CENT:

Gross Debt 1.94
 Net Debt 1.69
 Tax Levy Collected 98.05
 Tax Levy Cancelled, Abated or Adjusted .12

EXPENDITURES		REVENUES-REALIZED		1981 PROPERTY TAX	
GENERAL GOVERNMENT				STATE EQUALIZED TAX RATE	
Governing Body & Public Boards	38,396.00	1981 Property Taxes Collected	15,575,056.41	Local District School Taxes	1.53
Municipal Clerk	45,294.00	1981 Payments in Lieu of Taxes	213,154.81	Regional & Consolidated School Tax	
Financial Administration	146,538.00	Delinquent Tax & Lien Collections	473,041.62	School Taxes in Municipal Budget	.01
Assessment of Taxes	76,387.00	Business Personalty Replacement Taxes	832,773.64	County Taxes	.50
Collection of Taxes		Taxes from Public Utilities	1,347,272.00	County Library Taxes	
Planning, Housing & Development	28,690.00	Other Miscellaneous Tax Revenues		Local Municipal Purpose Taxes	1.03
Human Resources		State Aid Revenues	431,027.57	Veteran & Senior Citizen Taxes	
Elections		Federal Aid Revenues	32,765.14	Total Taxes for Rate Computation	3.07
General Administration (other)	671,795.63	State and Local Fiscal Assistance Act Utilized	308,692.64	Special District Taxes	
JUDICIARY		Sale of Acquired Property	42,100.00	Bank Corp. Taxes	
Municipal Courts	94,290.00	Other Miscellaneous Revenues	768,915.19	Added and Omitted Taxes	
PUBLIC SAFETY		Total	20,024,839.02	Total Taxes Levied - ABSTRACT	
Fire Protection	1,661,779.00	Prior Years Surplus Appropriated	264,000.00	Total Taxes Billed	
Police Protection	1,983,383.00	REVENUES TOTAL	20,288,839.02	1981 TAXES COLLECTED	
Civil Defense & Disaster Control	7,818.00	Reserve For Uncollected Taxes	442,777.77	1981 Taxes Cancelled, Abated or Adjusted	
Environmental Inspection & Control	15,706.00	CAPITAL OUTLAY TOTAL	696,121.38	Transfer to Tax Title Liens or Foreclosed	
Other Public Safety	1,000.00	Public Enterprises	104,434.16	Balance Outstanding Dec. 31, 1981	
PUBLIC WORKS		Recreation—Culture		PRIOR YEARS TAXES OUTSTANDING	
Streets and Drainage	548,604.40	Public Works	17,454.26	Balance January 1, 1981	
Sewers and Sewage Processing	707,458.86	Buildings and Grounds	570,450.30	Collected in 1981	
Garbage and Trash Disposal	446,824.60	Library and Education		Cancelled, Abated or Adjusted 1981	
Public Buildings and Grounds	22,000.00	Conservation	3,702.66	Transfers to Tax Title Liens or Foreclosed	
Other Public Works	866,127.00	All Other		Balance December 31, 1981	
HEALTH and WELFARE		CAPITAL DEBT AUTHORIZED, DECEMBER 31, 1981		TAX TITLE LIENS OUTSTANDING	
Health Services Except Environmental	219,068.00	ISSUED AND UNISSUED GROSS DEBT NET DEBT		Balance January 1, 1981	
Welfare-Public Assistance	12,500.00	School 1,146,000		Transfer From Taxes	
Hospitals, Clinics, First Aid	2,000.00	Self-liquidating 2,432,600		Redeemed in 1981	
Animal, Insect, & Rodent Control	3,225.00	Other 5,568,055		Cancelled, Abated or Adjusted (1981)	
Other Welfare Services	1,500.00	Total 9,146,655		Transfers to Foreclosed Property	
RECREATION and CONSERVATION		ISSUED AND OUTSTANDING		Balance December 31, 1981	
Beaches and Boardwalks		School 186,000.00		PROPERTY ACQUIRED BY DEED OR FORECLOSURE	
Parks, Playgrounds, Shade Trees		Self-Liquidating 2,301,000.00		Balance January 1, 1981	
Land Reclamation & Conservation		Other 5,335,700.00		Transfers From Taxes or Liens	
Other Recreational Services	124,367.03	Total 7,822,700.00		Sale for Cash (1981)	
EDUCATION (excluding schools)		EQUALIZED VALUATION BASIS FOR NET DEBT COMPUTATION		Cancelled, Abated or Adjusted (1981)	
Libraries	205,592.00	REAL PROPERTY VALUATIONS		Balance December 31, 1981	
Other Educational Services		Code Class # of Parcels % VAL'N ASSESSED VALUATION		CURRENT FINANCES DECEMBER 31, 1981	
STATUTORY EXPENDITURES		1 Vacant Land 619 1.77		ASSETS	
Pensions & F. I. C. A.	877,685.24	2 Residential 6896 63.48		Cash Dec. 31, 1981	
Employee Fringe Benefits	206,800.00	3 Farm		Taxes Receivable	
Other Statutory Expenditures	20,000.00	4a Commercial 418 10.45		Tax Title Liens	
CETA And Other Public Employment Programs	51,094.55	4b Industrial 139 20.54		Foreclosed Property	
MUNICIPAL FUNCTIONS TOTAL	9,085,923.31	4c Apartments 66 3.75		Emergencies & Other Deferred Charges	
CAPITAL IMPROVEMENTS *MEMO*	14,942.50	Total 8138		State and Federal Aid Receivable	
DEBT SERVICE		Land Area 4.00 Sq. Miles		Other Receivables	
Principal Payments	263,000.00	Net Valuation Taxable-Municipal		Total	
Interest Payments	338,334.79	Net Valuation Taxable-County		LIABILITIES, RESERVES, AND SURPLUS	
TYPE I SCHL DEBT *MEMO	74,380.50	State Equalized Valuation		Cash Liabilities	
DEFERRED CHARGES	3,200.00	State Equalization Ratio		Reserves for Receivables	
SCHOOL, COUNTY, SPECIAL DISTRICT TAXES	10,504,730.23			Surplus Dec. 31, 1981	
RESERVE FOR UNCOLLECTED TAXES	442,777.77			Total	
EXPENDITURES TOTAL	20,637,966.10				

1981: 3000

* ABOVE DEBT SERVICE INCLUDES TYPE I SCHOOL DEBT

Population 1980 12,899
 Population 1981 12,949
 S & P Rating
 Moody Rating A-1

General Tax Rate Per \$100.

3.23

State Equalized Tax Rate

2.36

RAMSEY BOROUGH – BERGEN COUNTY**Form of Government:****Borough Council****Number of Members on Governing Body – 6****PER CAPITA:**

Gross Debt 1,159.97
 Net Debt 886.44
 Debt Service 63.16
 Total Tax Levy 932.33
 Municipal Expenditures 378.44

PER CENT:

Gross Debt 3.40
 Net Debt 2.60
 Tax Levy Collected 96.55
 Tax Levy Cancelled, Abated or Adjusted .15

EXPENDITURES		REVENUES-REALIZED		1981 PROPERTY TAX	
GENERAL GOVERNMENT				STATE EQUALIZED TAX RATE \rightarrow 1.56	
Governing Body & Public Boards		1981 Property Taxes Collected	11,666,732.29	Local District School Taxes	7,916,359.00
Municipal Clerk		1981 Payments in Lieu of Taxes		Regional & Consolidated School Tax	
Financial Administration		Delinquent Tax & Lien Collections	248,336.12	School Taxes in Municipal Budget	
Assessment of Taxes	33,890.00	Business Personalty Replacement Taxes	232,051.52	County Taxes	1,683,863.45
Collection of Taxes	40,550.00	Taxes from Public Utilities	593,760.00	County Library Taxes	
Planning, Housing & Development	7,015.00	Other Miscellaneous Tax Revenues		Local Municipal Purpose Taxes	2,392,000.16
Human Resources	9,705.00	State Aid Revenues	99,988.76	Veteran & Senior Citizen Taxes	73,600.00
Elections		Federal Aid Revenues		Total Taxes for Rate Computation	12,065,822.61
General Administration (other)	576,583.00	State and Local Fiscal Assistance Act Utilized	105,016.99	Special District Taxes	
JUDICIARY		Sale of Acquired Property		Bank Corp. Taxes	12,906.96
Municipal Courts	37,015.00	Other Miscellaneous Revenues	350,950.10	Added and Omitted Taxes	67,599.39
PUBLIC SAFETY		Total	13,696,835.78	Total Taxes Levied - ABSTRACT	12,072,728.96
Fire Protection	75,480.00	Prior Years Surplus Appropriated	369,000.00	Total Taxes Billed	12,084,226.11
Police Protection	879,121.12	REVENUES TOTAL	14,065,835.78	1981 TAXES COLLECTED	11,666,732.29
Civil Defense & Disaster Control	8,800.00	Reserve For Uncollected Taxes	438,668.51	1981 Taxes Cancelled, Abated or Adjusted	18,259.19
Environmental Inspection & Control	39,220.00	CAPITAL OUTLAY TOTAL	922,344.33	Transfer to Tax Title Liens or Foreclosed	1,960.61
Other Public Safety				Balance Outstanding Dec. 31, 1981	397,274.02
PUBLIC WORKS				PRIOR YEARS TAXES OUTSTANDING	
Streets and Drainage	425,550.00	Public Enterprises	84,984.40	Balance January 1, 1981	251,467.48
Sewers and Sewage Processing	320,000.00	Recreation—Culture	270,136.06	Collected in 1981	246,806.71
Garbage and Trash Disposal	350,100.00	Public Works	537,412.26	Cancelled, Abated or Adjusted 1981	2,880.00
Public Buildings and Grounds	116,100.00	Buildings and Grounds	29,811.61	Transfers to Tax Title Liens or Foreclosed	
Other Public Works		Library and Education		Balance December 31, 1981	1,780.77
HEALTH and WELFARE		Conservation		TAX TITLE LIENS OUTSTANDING	
Health Services Except Environmental	72,729.00	All Other		Balance January 1, 1981	11,343.59
Welfare-Public Assistance	10,850.00	CAPITAL DEBT AUTHORIZED, DECEMBER 31, 1981		Transfer From Taxes	1,960.61
Hospitals, Clinics, First Aid		ISSUED AND UNISSUED GROSS DEBT		Redeemed in 1981	1,529.41
Animal, Insect, & Rodent Control		School	2,628,000	Cancelled, Abated or Adjusted (1981)	
Other Welfare Services		Self-liquidating	912,000	Transfers to Foreclosed Property	
RECREATION and CONSERVATION		Other	11,480,453	Balance December 31, 1981	11,774.79
Beaches and Boardwalks		Total	15,020,453	PROPERTY ACQUIRED BY DEED OR FORECLOSURE	
Parks, Playgrounds, Shade Trees	10,600.00	ISSUED AND OUTSTANDING		Balance January 1, 1981	28,100.00
Land Reclamation & Conservation	1,875.00	School	2,468,000.00	Transfers From Taxes or Liens	
Other Recreational Services	33,450.00	Self-Liquidating	912,000.00	Sale for Cash (1981)	
EDUCATION (excluding schools)		Other	10,419,229.00	Cancelled, Abated or Adjusted (1981)	
Libraries	157,555.00	Total	13,799,229.00	Balance December 31, 1981	28,100.00
Other Educational Services		EQUALIZED VALUATION BASIS		CURRENT FINANCES DECEMBER 31, 1981	
STATUTORY EXPENDITURES		FOR NET DEBT COMPUTATION	441,552,472	ASSETS	
Pensions & F. I. C. A.	215,888.72	REAL PROPERTY VALUATIONS		Cash Dec. 31, 1981	949,177.36
Employee Fringe Benefits	69,657.00	Code Class # of Parcels % VAL'N		Taxes Receivable	359,054.79
Other Statutory Expenditures	12,000.00	1 Vacant Land 195 3.05	11,208,800.00	Tax Title Liens	11,774.79
CETA And Other Public Employment Programs		2 Residential 3552 70.00	256,914,700.00	Foreclosed Property	28,100.00
MUNICIPAL FUNCTIONS TOTAL	3,507,733.84	3 Farm 10 .06	224,800.00	Emergencies & Other Deferred Charges	342,692.75
CAPITAL IMPROVEMENTS *MEMO*	27,050.00	4a Commercial 175 15.97	58,597,000.00	State and Federal Aid Receivable	
DEBT SERVICE		4b Industrial 20 8.04	29,515,500.00	Other Receivables	8,356.03
Principal Payments	263,000.00	4c Apartments 9 2.87	10,546,600.00	Total	1,739,155.72
Interest Payments	554,835.00	Total 3961	367,007,400.00	LIABILITIES, RESERVES, AND SURPLUS	
DEFERRED CHARGES	136,232.90	Land Area 5.90 Sq. Miles		Cash Liabilities	742,246.31
SCHOOL, COUNTY, SPECIAL DISTRICT TAXES	9,600,222.45	Net Valuation Taxable-Municipal	372,031,787	Reserves for Receivables	447,285.61
RESERVE FOR UNCOLLECTED TAXES	438,668.51	Net Valuation Taxable-County	470,482,997	Surplus Dec. 31, 1981	549,623.80
EXPENDITURES TOTAL	14,500,692.70	State Equalized Valuation	507,162,243	Total	1,739,155.72
		State Equalization Ratio	73.09		

RANDOLPH TOWNSHIP - MORRIS COUNTY

Form of Government:

Council-Manager Plan E (OMCL 50)

Number of Members on Governing Body - 7

Population 1980 17,828
 Population 1981 17,989
 S & P Rating
 Moody Rating A-1

General Tax Rate Per \$100. 4.90
 State Equalized Tax Rate 2.67

PER CAPITA:
 Gross Debt 803.61
 Net Debt 300.53
 Debt Service 37.10
 Total Tax Levy 765.59
 Municipal Expenditures 305.09

PER CENT:
 Gross Debt 3.28
 Net Debt 1.23
 Tax Levy Collected 96.47
 Tax Levy Cancelled, Abated or Adjusted .29

EXPENDITURES		REVENUES-REALIZED		1981 PROPERTY TAX	
GENERAL GOVERNMENT				STATE EQUALIZED TAX RATE	
Governing Body & Public Boards		1981 Property Taxes Collected	13,295,178.62	Local District School Taxes	1.72
Municipal Clerk		1981 Payments in Lieu of Taxes		Regional & Consolidated School Tax	
Financial Administration	145,618.00	Delinquent Tax & Lien Collections	329,009.61	School Taxes in Municipal Budget	
Assessment of Taxes	48,094.00	Business Personalty Replacement Taxes	197,440.44	County Taxes	.37
Collection of Taxes	5,000.00	Taxes from Public Utilities	856,656.00	County Library Taxes	.01
Planning, Housing & Development	89,415.00	Other Miscellaneous Tax Revenues	65,700.00	Local Municipal Purpose Taxes	.30
Human Resources	1,700.00	State Aid Revenues	156,949.61	Veteran & Senior Citizen Taxes	
Elections	4,600.00	Federal Aid Revenues	16,064.01	Total Taxes for Rate Computation	2.66
General Administration (other)	652,280.00	State and Local Fiscal Assistance Act Utilized	164,256.00	Special District Taxes	
JUDICIARY		Sole of Acquired Property		Bank Corp. Taxes	9,541.02
Municipal Courts	51,442.00	Other Miscellaneous Revenues	660,566.28	Added and Omitted Taxes	159,804.42
PUBLIC SAFETY		Total	15,741,900.57	Total Taxes Levied - ABSTRACT	13,772,147.33
Fire Protection	116,401.00	Prior Years Surplus Appropriated	255,314.00	Total Taxes Billed	13,781,151.55
Police Protection	1,042,972.00	REVENUES TOTAL	15,997,214.57	1981 TAXES COLLECTED	13,255,178.62
Civil Defense & Disaster Control	2,300.00	Reserve For Uncollected Taxes	596,000.00	1981 Taxes Cancelled, Abated or Adjusted	40,071.20
Environmental Inspection & Control	96,285.00			Transfer to Tax Title Liens or Foreclosed	33,351.02
Other Public Safety				Balance Outstanding Dec. 31, 1981	412,550.71
PUBLIC WORKS		CAPITAL OUTLAY TOTAL	732,256.11	PRIOR YEARS TAXES OUTSTANDING	
Streets and Drainage	648,474.48	Public Enterprises		Balance January 1, 1981	357,477.76
Sewers and Sewage Processing		Recreation—Culture	341.00	Collected in 1981	306,103.88
Garbage and Trash Disposal	274,483.00	Public Works	408,821.04	Cancelled, Abated or Adjusted 1981	308.19
Public Buildings and Grounds	129,132.00	Buildings and Grounds	323,054.07	Transfers to Tax Title Liens or Foreclosed	36,817.32
Other Public Works	41,860.00	Library and Education		Balance December 31, 1981	14,248.37
HEALTH and WELFARE		Conservation		TAX TITLE LIENS OUTSTANDING	
Health Services Except Environmental	111,285.00	All Other		Balance January 1, 1981	2,913.67
Welfare-Public Assistance	20,350.00			Transfer From Taxes	74,908.52
Hospitals, Clinics, First Aid	4,000.00			Redeemed in 1981	22,905.73
Animal, Insect, & Rodent Control	25,611.00			Cancelled, Abated or Adjusted (1981)	
Other Welfare Services				Transfers to Foreclosed Property	
RECREATION and CONSERVATION				Balance December 31, 1981	54,916.86
Beaches and Boardwalks				PROPERTY ACQUIRED BY DEED OR FORECLOSURE	
Parks, Playgrounds, Shade Trees	56,218.86			Balance January 1, 1981	403,300.00
Land Reclamation & Conservation	1,700.00			Transfers From Taxes or Liens	
Other Recreational Services	194,085.00			Sale for Cash (1981)	
EDUCATION (excluding schools)				Cancelled, Abated or Adjusted (1981)	
Libraries	101,020.00			Balance December 31, 1981	403,300.00
Other Educational Services				CURRENT FINANCES DECEMBER 31, 1981	
STATUTORY EXPENDITURES				ASSETS	
Pensions & F. I. C. A.	234,646.00			Cash Dec. 31, 1981	558,229.32
Employee Fringe Benefits				Taxes Receivable	426,799.08
Other Statutory Expenditures	9,355.00			Tax Title Liens	54,916.86
CETA And Other Public Employment Programs	14,749.42			Foreclosed Property	403,300.00
MUNICIPAL FUNCTIONS TOTAL	4,137,076.76			Emergencies & Other Deferred Charges	121,200.00
CAPITAL IMPROVEMENTS *MEMU*	46,400.00			State and Federal Aid Receivable	69,259.85
DEBT SERVICE				Other Receivables	23,566.37
Principal Payments	382,045.00			Total	1,657,273.48
Interest Payments	285,379.50			LIABILITIES, RESERVES, AND SURPLUS	
DEFERRED CHARGES	87,800.00			Cash Liabilities	288,210.17
SCHOOL, COUNTY, SPECIAL DISTRICT TAXES	10,751,244.89			Reserves for Receivables	908,584.31
RESERVE FOR UNCOLLECTED TAXES	596,000.00			Surplus Dec. 31, 1981	460,479.00
EXPENDITURES TOTAL	16,239,546.15			Total	1,657,273.48
		REAL PROPERTY VALUATIONS			
		Code Class # of Parcels % VAL'N	ASSESSED VALUATION		
		1 Vacant Land 793 8.12	22,346,100.00		
		2 Residential 4157 69.13	190,282,407.00		
		3 Farm 71 .53	1,443,254.00		
		4a Commercial 129 8.50	23,394,200.00		
		4b Industrial 24 5.78	15,507,700.00		
		4c Apartments 7 7.94	21,863,630.00		
		Total 5181	275,237,251.00		
		Land Area 20.88 Sq. Miles			
		Net Valuation Taxable-Municipal	277,986,682		
		Net Valuation Taxable-County	578,152,897		
		State Equalized Valuation	508,614,593		
		State Equalization Ratio	54.41		

1010
Population 1980 6,128
Population 1981 6,141
S & P Rating
Moody Rating A

General Tax Rate Per \$100. 3.07
State Equalized Tax Rate 2.34

RARITAN BOROUGH - SOMERSET COUNTY
Form of Government:
Borough Council
Number of Members on Governing Body - 6

PER CAPITAL
Gross Debt 531.09
Net Debt 361.09
Debt Service 46.02
Total Tax Levy 741.40
Municipal Expenditures 360.45
PER CENT
Gross Debt 2.00
Net Debt 1.33
Tax Levy Collected 97.01
Tax Levy Cancelled, Abated or Adjusted .01

EXPENDITURES		REVENUES-REALIZED		1981 PROPERTY TAX	
GENERAL GOVERNMENT				STATE EQUALIZED TAX RATE	
Governing Body & Public Boards		1981 Property Taxes Collected	4,416,673.35	Local District School Taxes	
Municipal Clerk		1981 Payments in Lieu of Taxes		Regional & Consolidated School Tax 1.51	2,514,874.52
Financial Administration	9,950.01	Delinquent Tax & Lien Collections	50,258.40	School Taxes in Municipal Budget	
Assessment of Taxes	10,210.00	Business Personalty Replacement Taxes	248,023.60	County Taxes	420,716.34
Collection of Taxes	15,920.00	Taxes from Public Utilities	310,628.00	County Library Taxes	-38.86
Planning, Housing & Development	5,162.50	Other Miscellaneous Tax Revenues		Local Municipal Purpose Taxes	782,946.60
Human Resources		State Aid Revenues	58,516.03	Veteran & Senior Citizen Taxes	87,350.00
Elections	1,300.00	Federal Aid Revenues	8,419.71	Total Taxes for Rate Computation 2.35	4,605,909.00
General Administration (other)	15,895.00	State and Local Fiscal Assistance Act Utilized	81,040.00	Special District Taxes	
JUDICIARY		Sale of Acquired Property	110,352.71	Bank Corp. Taxes	5,280.52
Municipal Courts	18,913.01	Other Miscellaneous Revenues	351,208.21	Added and Omitted Taxes	29,068.47
PUBLIC SAFETY		Total	5,675,130.01	Total Taxes Levied - ABSTRACT	4,552,507.59
Fire Protection	44,803.68	Prior Years Surplus Appropriated	377,506.46	Total Taxes Billed	4,552,001.80
Police Protection	44,357.27	REVENUES TOTAL	6,052,636.47	1981 TAXES COLLECTED	4,410,673.35
Civil Defense & Disaster Control	50.00	Reserve For Uncollected Taxes	133,438.40	1981-Taxes Cancelled, Abated or Adjusted	537.25
Environmental Inspection & Control	15,715.39			Transfer to Tax Title Liens or Foreclosed	31,077.61
Other Public Safety		CAPITAL OUTLAY TOTAL	193,448.38	Balance Outstanding Dec. 31, 1981	104,393.59
PUBLIC WORKS				PRIOR YEARS TAXES OUTSTANDING	
Streets and Drainage	214,036.14	Public Enterprises		Balance January 1, 1981	118,894.87
Sewers and Sewage Processing	206,913.00	Recreation—Culture	3,508.59	Collected in 1981	90,258.40
Garbage and Trash Disposal	131,692.00	Public Works	154,616.79	Cancelled, Abated or Adjusted 1981	
Public Buildings and Grounds	66,850.00	Buildings and Grounds	34,523.00	Transfers to Tax Title Liens or Foreclosed	28,198.35
Other Public Works		Library and Education		Balance December 31, 1981	438.12
HEALTH and WELFARE		Conservation		TAX TITLE LIENS OUTSTANDING	
Health Services Except Environmental	22,553.00	All Other		Balance January 1, 1981	3,620.48
Welfare-Public Assistance	5,050.00			Transfer From Taxes	65,559.24
Hospitals, Clinics, First Aid		CAPITAL DEBT AUTHORIZED, DECEMBER 31, 1981		Redeemed in 1981	
Animal, Insect, & Rodent Control	3,105.00	ISSUED AND UNISSUED		Cancelled, Abated or Adjusted (1981)	
Other Welfare Services		School	1,043,555	Transfers to Foreclosed Property	
RECREATION and CONSERVATION		Self-Liquidating		Balance December 31, 1981	69,179.72
Beaches and Boardwalks		Other	2,217,439	PROPERTY ACQUIRED BY DEED OR FORECLOSURE	
Parks, Playgrounds, Shade Trees	25,985.00	Total	3,261,355	Balance January 1, 1981	6,305.00
Land Reclamation & Conservation	500.00			Transfers From Taxes or Liens	
Other Recreational Services	4,000.00	ISSUED AND OUTSTANDING		Sale for Cash (1981)	
EDUCATION (excluding schools)		School	1,043,555.87	Cancelled, Abated or Adjusted (1981)	
Libraries	47,700.00	Self-Liquidating		Balance December 31, 1981	6,305.00
Other Educational Services		Other	2,147,654.00	CURRENT FINANCES DECEMBER 31, 1981	
STATUTORY EXPENDITURES		Total	3,191,653.87	ASSETS	
Pensions & F. I. C. A.	101,260.00	EQUALIZED VALUATION BASIS		Cash Dec. 31, 1981	634,127.73
Employee Fringe Benefits	32,000.00	FOR NET DEBT COMPUTATION	163,056,766	Taxes Receivable	104,831.71
Other Statutory Expenditures	4,500.00	REAL PROPERTY VALUATIONS		Tax Title Liens	69,179.72
CETA And Other Public Employment Programs	36,000.00	Code Class # of Parcels % VAL'N	ASSESSED VALUATION	Foreclosed Property	6,305.00
MUNICIPAL FUNCTIONS TOTAL	1,732,067.00	1 Vacant Land 130 1.58	2,309,220.00	Emergencies & Other Deferred Charges	
CAPITAL IMPROVEMENTS *MEMU*	7,500.00	2 Residential 1553 51.42	75,007,850.00	State and Federal Aid Receivable	5,478.00
DEBT SERVICE		3 Farm 1 .02	31,100.00	Other Receivables	10,332.46
Principal Payments	165,770.20	4a Commercial 128 15.68	22,874,875.00	Total	836,254.62
Interest Payments	120,521.85	4b Industrial 13 31.20	45,516,100.00	LIABILITIES, RESERVES, AND SURPLUS	
		4c Apartments 1 .09	137,300.00	Cash Liabilities	237,202.41
		Total 1826	145,876,445.00	Reserves for Receivables	156,648.89
DEFERRED CHARGES	64,178.27	Land Area 2.00 Sq. Miles		Surplus Dec. 31, 1981	402,403.32
SCHOOL, COUNTY, SPECIAL DISTRICT TAXES	3,735,612.40	Net Valuation Taxable-Municipal	147,285,502	Total	836,254.62
RESERVE FOR UNCOLLECTED TAXES	133,438.40	Net Valuation Taxable-County	178,251,308		
EXPENDITURES TOTAL	5,551,588.16	State Equalized Valuation	152,655,325		
		State Equalization Ratio	76.34		

Population 1980 8,292
 Population 1981 8,504
 S & P Rating
 Moody Rating

General Tax Rate Per \$100. 2.95
 State Equalized Tax Rate 2.15

RARITAN TOWNSHIP - HUNTERDON CO.

Form of Government:

Township Committee

Number of Members on Governing Body - 5

PER CAPITA:

Gross Debt 465.68
 Net Debt 348.64
 Debt Service 56.24
 Total Tax Levy 831.82
 Municipal Expenditures 325.94

PER CENT:

Gross Debt 1.39
 Net Debt 1.04
 Tax Levy Collected 94.43
 Tax Levy Cancelled, Abated or Adjusted .28

EXPENDITURES		REVENUES-REALIZED		1981 PROPERTY TAX	
GENERAL GOVERNMENT		1981 Property Taxes Collected		STATE EQUALIZED TAX RATE	
Governing Body & Public Boards			6,668,375.02	Local District School Taxes	
Municipal Clerk		1981 Payments in Lieu of Taxes		Regional & Consolidated School Tax 1.46	
Financial Administration	26,161.00	Delinquent Tax & Lien Collections	339,537.45	School Taxes in Municipal Budget	
Assessment of Taxes	39,326.08	Business Personalty Replacement Taxes	318,030.64	County Taxes	.41 1,347,475.76
Collection of Taxes	27,270.00	Taxes from Public Utilities	747,755.00	County Library Taxes	.03 86,439.19
Planning, Housing & Development	79,874.92	Other Miscellaneous Tax Revenues		Local Municipal Purpose Taxes	.26 832,131.96
Human Resources		State Aid Revenues	61,244.08	Veteran & Senior Citizen Taxes	56,800.00
Elections	2,008.00	Federal Aid Revenues		Total Taxes for Rate Computation	2.16 7,077,747.32
General Administration (other)	275,361.41	State and Local Fiscal Assistance Act Utilized	53,754.56	Special District Taxes	
JUDICIARY		Sale of Acquired Property		Bank Corp. Taxes	14,657.25
Municipal Courts	29,392.00	Other Miscellaneous Revenues	382,855.93	Added and Omitted Taxes	38,205.79
PUBLIC SAFETY		Total	8,571,552.68	Total Taxes Levied - ABSTRACT	7,073,810.36
Fire Protection	42,958.00	Prior Years Surplus Appropriated	300,000.00	Total Taxes Billed	7,061,542.19
Police Protection	555,894.60	REVENUES TOTAL	8,871,552.66	1981 TAXES COLLECTED	6,668,375.02
Civil Defense & Disaster Control	834.00	Reserve For Uncollected Taxes	426,337.91	1981 Taxes Cancelled, Abated or Adjusted	19,697.15
Environmental Inspection & Control	50,420.00	CAPITAL OUTLAY TOTAL	888,039.09	Transfer to Tax Title Liens or Foreclosed	8,513.85
Other Public Safety		Public Enterprises		Balance Outstanding Dec. 31, 1981	364,956.17
PUBLIC WORKS		Recreation—Culture		PRIOR YEARS TAXES OUTSTANDING	
Streets and Drainage	460,147.56	Public Works	376,036.34	Balance January 1, 1981	327,013.98
Sewers and Sewage Processing		Buildings and Grounds	512,002.75	Collected in 1981	310,253.02
Garbage and Trash Disposal		Library and Education		Cancelled, Abated or Adjusted 1981	
Public Buildings and Grounds	31,304.00	Conservation		Transfers to Tax Title Liens or Foreclosed	3,911.50
Other Public Works		All Other		Balance December 31, 1981	12,849.06
HEALTH and WELFARE		CAPITAL DEBT AUTHORIZED, DECEMBER 31, 1981		TAX TITLE LIENS OUTSTANDING	
Health Services Except Environmental	1,986.00	ISSUED AND UNISSUED		Balance January 1, 1981	39,057.89
Welfare-Public Assistance	5,825.00	School	995,323	Transfer From Taxes	12,856.06
Hospitals, Clinics, First Aid		Self-liquidating		Redeemed in 1981	29,284.43
Animal, Insect, & Rodent Control		Other	2,964,840	Cancelled, Abated or Adjusted (1981)	
Other Welfare Services		Total	3,960,163	Transfers to Foreclosed Property	
RECREATION and CONSERVATION		ISSUED AND OUTSTANDING		Balance December 31, 1981	22,629.52
Beaches and Boardwalks		School	595,323.55	PROPERTY ACQUIRED BY DEED OR FORECLOSURE	
Parks, Playgrounds, Shade Trees	13,910.00	Self-Liquidating		Balance January 1, 1981	
Land Reclamation & Conservation		Other	2,908,750.00	Transfers From Taxes or Liens	
Other Recreational Services		Total	3,904,073.55	Sale for Cash (1981)	
EDUCATION (excluding schools)		EQUALIZED VALUATION BASIS		Cancelled, Abated or Adjusted (1981)	
Libraries		FOR NET DEBT COMPUTATION	284,342,144	Balance December 31, 1981	
Other Educational Services		REAL PROPERTY VALUATIONS		CURRENT FINANCES DECEMBER 31, 1981	
STATUTORY EXPENDITURES		Code Class # of Parcels % VAL'N		ASSETS	
Pensions & F. I. C. A.	103,504.00	1 Vacant Land 594 5.08	11,518,400.00	Cash Dec. 31, 1981	720,158.85
Employee Fringe Benefits	33,198.00	2 Residential 2169 55.02	129,042,100.00	Taxes Receivable	377,805.23
Other Statutory Expenditures	8,000.00	3 Farm 546 6.66	15,617,300.00	Tax Title Liens	22,629.52
CETA And Other Public Employment Programs		4a Commercial 149 14.98	35,142,100.00	Foreclosed Property	
MUNICIPAL FUNCTIONS		4b Industrial 23 18.26	42,816,200.00	Emergencies & Other Deferred Charges	5,319.27
CAPITAL IMPROVEMENTS		4c Apartments		State and Federal Aid Receivable	15,179.03
MEMO		Total	234,536,100.00	Other Receivables	51,498.40
DEBT SERVICE		Land Area 38.60 Sq. Miles		Total	1,232,590.30
Principal Payments	225,000.00	Net Valuation Taxable-Municipal	238,079,200	LIABILITIES, RESERVES, AND SURPLUS	
Interest Payments	253,231.85	Net Valuation Taxable-County	304,066,010	Cash Liabilities	104,623.67
DEFERRED CHARGES		State Equalized Valuation	324,781,805	Reserves for Receivables	491,933.15
SCHOOL, COUNTY, SPECIAL DISTRICT TAXES		State Equalization Ratio	73.01	Surplus Dec. 31, 1981	636,033.48
RESERVE FOR UNCOLLECTED TAXES				Total	1,232,590.30
EXPENDITURES TOTAL	8,960,629.09				

Population 1980 10,855
 Population 1981 10,946
 S & P Rating
 Maady Rating

General Tax Rate Per \$100. 1.92
 State Equalized Tax Rate 1.99

READINGTON TWP. - HUNTERDON CO.

Form of Government:

Township Committee

Number of Members on Governing Body - 5

PER CAPITA

Gross Debt 495.89
 Net Debt 404.76
 Debt Service 4.85
 Total Tax Levy 656.62
 Municipal Expenditures 238.82

PER CENT:

Gross Debt 1.73
 Net Debt 1.41
 Tax Levy Collected 93.95
 Tax Levy Cancelled, Abated or Adjusted .49

EXPENDITURES		REVENUES-REALIZED		1981 PROPERTY TAX	
GENERAL GOVERNMENT				STATE EQUALIZED TAX RATE	
Governing Body & Public Boards		1981 Property Taxes Collected	6,761,333.64	Local District School Taxes .87	3,107,081.00
Municipal Clerk		1981 Payments in Lieu of Taxes		Regional & Consolidated School Tax .46	1,650,953.06
Financial Administration	29,500.00	Delinquent Tax & Lien Collections	395,510.76	School Taxes in Municipal Budget	
Assessment of Taxes	29,150.00	Business Personalty Replacement Taxes	109,471.92	County Taxes	1,512,743.64
Collection of Taxes	37,500.00	Taxes from Public Utilities	752,662.00	County Library Taxes	97,011.04
Planning, Housing & Development	20,925.36	Other Miscellaneous Tax Revenues		Local Municipal Purpose Taxes	757,926.61
Human Resources		State Aid Revenues	55,616.68	Veteran & Senior Citizen Taxes	67,800.00
Elections	2,340.00	Federal Aid Revenues	202,820.00	Total Taxes for Rate Computation 1.99	7,193,515.35
General Administration (other)	312,031.74	State and Local Fiscal Assistance Act Utilized	87,973.20	Special District Taxes	
JUDICIARY		Sale of Acquired Property		Bank Corp. Taxes	7,216.40
Municipal Courts	35,350.00	Other Miscellaneous Revenues	507,659.27	Added and Omitted Taxes	54,443.25
PUBLIC SAFETY		Total	8,873,047.67	Total Taxes Levied - ABSTRACT	7,187,375.00
Fire Protection	66,200.00	Prior Years Surplus Appropriated	201,641.00	Total Taxes Billed	7,196,876.70
Police Protection	476,000.00	REVENUES TOTAL	9,074,688.67	1981 TAXES COLLECTED	6,761,333.64
Civil Defense & Disaster Control		Reserve For Uncollected Taxes	426,753.29	1981 Taxes Cancelled, Abated or Adjusted	35,048.55
Environmental Inspection & Control	68,100.00			Transfer to Tax Title Liens or Foreclosed	19,495.52
Other Public Safety		CAPITAL OUTLAY TOTAL	396,641.98	Balance Outstanding Dec. 31, 1981	380,998.79
PUBLIC WORKS				PRIOR YEARS TAXES OUTSTANDING	
Streets and Drainage	528,523.20	Public Enterprises		Balance January 1, 1981	355,481.29
Sewers and Sewage Processing	215,820.00	Recreation—Culture		Collected in 1981	337,318.11
Garbage and Trash Disposal	11,500.00	Public Works	396,641.98	Cancelled, Abated or Adjusted 1981	1,701.23
Public Buildings and Grounds	28,397.78	Buildings and Grounds		Transfers to Tax Title Liens or Foreclosed	7,748.63
Other Public Works		Library and Education		Balance December 31, 1981	8,713.32
HEALTH and WELFARE		Conservation		TAX TITLE LIENS OUTSTANDING	
Health Services Except Environmental	17,630.00	All Other		Balance January 1, 1981	54,786.74
Welfare-Public Assistance	8,530.00			Transfer From Taxes	35,560.20
Hospitals, Clinics, First Aid		CAPITAL DEBT AUTHORIZED, DECEMBER 31, 1981		Redeemed in 1981	58,192.65
Animal, Insect, & Radent Control		ISSUED AND UNISSUED		Cancelled, Abated or Adjusted (1981)	
Other Welfare Services		School	997,431	Transfers to Foreclosed Property	586.92
RECREATION and CONSERVATION		Self-liquidating	4,430,540	Balance December 31, 1981	31,567.37
Beaches and Boardwalks		Other	4,430,540	PROPERTY ACQUIRED BY DEED OR FORECLOSURE	
Parks, Playgrounds, Shade Trees	35,800.00	Total	5,427,971	Balance January 1, 1981	21,767.40
Land Reclamation & Conservation	1,000.00			Transfers From Taxes or Liens	882.60
Other Recreational Services	3,070.90	ISSUED AND OUTSTANDING		Sale for Cash (1981)	
EDUCATION (excluding schools)		School	997,431.07	Cancelled, Abated or Adjusted (1981)	
Libraries	22,290.57	Self-liquidating	880,000.00	Balance December 31, 1981	22,650.00
Other Educational Services		Other	1,877,431.07	CURRENT FINANCES DECEMBER 31, 1981	
STATUTORY EXPENDITURES		Total	1,877,431.07	ASSETS	
Pensions & F. I. C. A.	107,255.00	EQUALIZED VALUATION BASIS		Cash Dec. 31, 1981	1,260,236.62
Employee Fringe Benefits	50,000.00	FOR NET DEBT COMPUTATION	313,934,571	Taxes Receivable	389,712.11
Other Statutory Expenditures	6,364.54	REAL PROPERTY VALUATIONS		Tax Title Liens	31,567.37
CETA And Other Public Employment Programs		Code Class # of Parcels % VAL'N	ASSESSED VALUATION	Foreclosed Property	22,650.00
MUNICIPAL FUNCTIONS TOTAL	2,117,279.09	1 Vacant Land 418 4.35	15,997,300.00	Emergencies & Other Deferred Charges	59,025.89
CAPITAL IMPROVEMENTS *MEMO*	112,100.00	2 Residential 2806 74.00	272,315,850.00	State and Federal Aid Receivable	12,227.95
DEBT SERVICE		3 Farm 781 9.14	33,611,870.00	Other Receivables	193,555.99
Principal Payments	20,000.00	4a Commercial 177 10.87	40,015,118.00	Total	1,968,975.93
Interest Payments	33,056.49	4b Industrial 7 1.64	6,030,800.00	LIABILITIES, RESERVES, AND SURPLUS	
DEFERRED CHARGES	17,040.00	4c Apartments		Cash Liabilities	619,183.01
SCHOOL, COUNTY, SPECIAL DISTRICT TAXES	6,367,788.74	Total	367,970,938.00	Reserves for Receivables	637,485.47
RESERVE FOR UNCOLLECTED TAXES	426,793.29	Land Area 47.65 Sq. Miles		Surplus Dec. 31, 1981	712,307.45
EXPENDITURES TOTAL	8,981,957.61	Net Valuation Taxable-Municipal	372,001,742	Total	1,968,975.93
		Net Valuation Taxable-County	340,839,790		
		State Equalized Valuation	358,710,781		
		State Equalization Ratio	103.75		

1340

Population 1980 12,031

Population 1981 11,937

S & P Rating

Moody Rating A-1

General Tax Rate Per \$100.

4.36

State Equalized Tax Rate

3.21

RED BANK BOROUGH - MONMOUTH CO.

Form of Government:

Borough Council

Number of Members on Governing Body - 6

PER CAPITA:

Gross Debt 1,042.56

Net Debt 240.01

Debt Service 18.08

Total Tax Levy 628.91

Municipal Expenditures 390.94

PER CENT:

Gross Debt 6.06

Net Debt 1.40

Tax Levy Collected 94.51

Tax Levy Cancelled, Abated

or Adjusted .36

EXPENDITURES		REVENUES-REALIZED		1981 PROPERTY TAX	
GENERAL GOVERNMENT				STATE EQUALIZED TAX RATE	
Governing Body & Public Boards		1981 Property Taxes Collected	7,085,798.72	Local District School Taxes 1.27	2,957,220.50
Municipal Clerk		1981 Payments in Lieu of Taxes		Regional & Consolidated School Tax .92	2,146,627.50
Financial Administration	70,431.00	Delinquent Tax & Lien Collections	463,476.12	School Taxes in Municipal Budget	
Assessment of Taxes	29,291.00	Business Personalty Replacement Taxes	327,193.32	County Taxes .49	1,150,807.31
Collection of Taxes	28,305.00	Taxes from Public Utilities	1,290,553.00	County Library Taxes	
Planning, Housing & Development	46,454.00	Other Miscellaneous Tax Revenues	20,237.85	Local Municipal Purpose Taxes .52	1,218,732.66
Human Resources		State Aid Revenues	123,998.92	Veteran & Senior Citizen Taxes	84,750.00
Elections	3,415.00	Federal Aid Revenues	132,427.15	Total Taxes for Rate Computation 3.20	7,558,138.37
General Administration (other)	353,271.00	State and Local Fiscal Assistance Act Utilized	161,914.67	Special District Taxes	
JUDICIARY		Sale of Acquired Property	11,400.00	Bank Corp. Taxes	14,499.68
Municipal Courts	45,146.00	Other Miscellaneous Revenues	421,473.45	Added and Omitted Taxes	19,383.89
PUBLIC SAFETY		Total	10,038,473.20	Total Taxes Levied - ABSTRACT	7,507,271.54
Fire Protection	80,500.00	Prior Years Surplus Appropriated	700,000.00	Total Taxes Billed	7,497,631.01
Police Protection	1,116,528.07	REVENUES TOTAL	10,738,473.20	1981 TAXES COLLECTED	7,085,798.72
Civil Defense & Disaster Control	100.00	Reserve For Uncollected Taxes	787,868.31	1981 Taxes Cancelled, Abated or Adjusted	26,883.39
Environmental Inspection & Control	94,618.00	CAPITAL OUTLAY TOTAL	800,563.59	Transfer to Tax Title Liens or Foreclosed	85,577.17
Other Public Safety		Public Enterprises	113,506.77	Balance Outstanding Dec. 31, 1981	259,371.73
PUBLIC WORKS		Recreation—Culture		PRIOR YEARS TAXES OUTSTANDING	
Streets and Drainage	344,190.00	Public Works	391,705.45	Balance January 1, 1981	353,808.49
Sewers and Sewage Processing	4,635.02	Buildings and Grounds	295,751.37	Collected in 1981	330,518.88
Garbage and Trash Disposal	275,365.00	Library and Education		Cancelled, Abated or Adjusted 1981	10,592.98
Public Buildings and Grounds	53,235.00	Conservation		Transfers to Tax Title Liens or Foreclosed	12,644.93
Other Public Works	11,634.00	All Other		Balance December 31, 1981	51.70
HEALTH and WELFARE		CAPITAL DEBT AUTHORIZED, DECEMBER 31, 1981		TAX TITLE LIENS OUTSTANDING	
Health Services Except Environmental	92,523.50	ISSUED AND UNISSUED		Balance January 1, 1981	373,866.42
Welfare-Public Assistance	57,595.00	SCHOOL	6,745,056	Transfer From Taxes	75,407.45
Hospitals, Clinics, First Aid		Self-liquidating	3,695,000	Redeemed in 1981	132,957.24
Animal, Insect, & Rodent Control		Other	2,004,983	Cancelled, Abated or Adjusted (1981)	765.50
Other Welfare Services		Total	12,445,039	Transfers to Foreclosed Property	98,255.46
RECREATION and CONSERVATION		ISSUED AND OUTSTANDING		Balance December 31, 1981	217,295.67
Beaches and Boardwalks		SCHOOL	6,745,056.78	PROPERTY ACQUIRED BY DEED OR	
Parks, Playgrounds, Shade Trees	76,826.00	Self-Liquidating	860,000.00	FORECLOSURE	
Land Reclamation & Conservation		Other	1,540,000.00	Balance January 1, 1981	447,310.15
Other Recreational Services	17,770.00	Total	9,145,056.78	Transfers From Taxes or Liens	122,512.54
EDUCATION (excluding schools)		EQUALIZED VALUATION BASIS		Sale for Cash (1981)	822.69
Libraries	165,500.00	FOR NET DEBT COMPUTATION	205,235,427	Cancelled, Abated or Adjusted (1981)	
Other Educational Services		REAL PROPERTY VALUATIONS		Balance December 31, 1981	569,000.00
STATUTORY EXPENDITURES		Code Class # of Parcels % VAL'N	ASSESSED VALUATION	CURRENT FINANCES DECEMBER 31, 1981	
Pensions & F. I. C. A.	338,347.80	1 Vacant Land 161 1.06	1,754,600.00	ASSETS	
Employee Fringe Benefits	71,235.00	2 Residential 2863 55.59	91,620,650.00	Cash Dec. 31, 1981	1,374,325.05
Other Statutory Expenditures	10,000.00	3 Farm		Taxes Receivable	259,423.43
CETA And Other Public Employment Programs	145,000.00	4a Commercial 378 26.02	42,889,500.00	Tax Title Liens	217,295.67
MUNICIPAL FUNCTIONS TOTAL	3,533,915.39	4b Industrial 74 3.11	5,132,500.00	Foreclosed Property	569,000.00
CAPITAL IMPROVEMENTS *MEMO*		4c Apartments 32 14.22	23,431,400.00	Emergencies & Other Deferred Charges	62,080.00
DEBT SERVICE		Total 3508	164,829,050.00	State and Federal Aid Receivable	13,455.56
Principal Payments	115,000.00	Land Area 1.75 Sq. Miles		Other Receivables	19,166.22
Interest Payments	100,815.00	Net Valuation Taxable-Municipal	171,301,690	Total	2,554,745.93
DEFERRED CHARGES	125,055.71	Net Valuation Taxable-County	13,980,650	LIABILITIES, RESERVES, AND SURPLUS	
SCHOOL, COUNTY, SPECIAL DISTRICT TAXES	6,254,655.71	State Equalized Valuation	230,648,288	Cash Liabilities	310,462.55
RESERVE FOR UNCOLLECTED TAXES	787,868.31	State Equalization Ratio	73.57	Reserves for Receivables	1,104,885.32
EXPENDITURES TOTAL	10,921,310.12			Surplus Dec. 31, 1981	1,139,398.06
				Total	2,554,745.93

Population 1980 10,294
 Population 1981 10,274
 S & P Rating
 Moody Rating

General Tax Rate Per \$100. .66
 State Equalized Tax Rate .49

RIDGEFIELD BOROUGH - BERGEN COUNTY

Form of Government:

Borough Council

Number of Members on Governing Body - 6

PER CAPITA:

Gross Debt 113.70
 Net Debt 282.27
 Debt Service
 Total Tax Levy 183.55
 Municipal Expenditures 670.87

PER CENT

Gross Debt .93
 Net Debt .84
 Tax Levy Collected 99.02
 Tax Levy Cancelled, Abated or Adjusted .29

EXPENDITURES		REVENUES-REALIZED		1981 PROPERTY TAX	
GENERAL GOVERNMENT				STATE EQUALIZED TAX RATE .13	
Governing Body & Public Boords	50,000.00	1981 Property Taxes Collected 1,857,656.93		Local District School Taxes	500,122.50
Municipal Clerk		1981 Payments in Lieu of Taxes		Regional & Consolidated School Tax	
Financial Administration		Delinquent Tax & Lien Collections 21,813.28		School Taxes in Municipal Budget	
Assessment of Taxes	7,550.00	Business Personalty Replacement Taxes 218,105.60		County Taxes	1,359,813.63
Collection of Taxes	56,510.00	Taxes from Public Utilities 7,228,200.00		County Library Taxes	
Planning, Housing & Development	18,845.00	Other Miscellaneous Tax Revenues		Local Municipal Purpose Taxes	
Human Resources		State Aid Revenues 24,239.14		Veteran & Senior Citizen Taxes	107,000.00
Elections		Federal Aid Revenues 14,759.75		Total Taxes for Rate Computation	1,566,936.13
General Administration (other)	628,770.00	State and Local Fiscal Assistance Act Utilized 313,972.00		Special District Taxes	
JUDICIARY		Sole of Acquired Property		Bank Corp. Taxes	19,288.03
Municipal Courts	75,700.00	Other Miscellaneous Revenues 830,269.44		Added and Omitted Taxes	6,538.73
PUBLIC SAFETY		Total 10,509,056.34		Total Taxes Levied - ABSTRACT	1,885,762.89
Fire Protection	232,900.00	Prior Years Surplus Appropriated 835,329.00		Total Taxes Billed	1,876,158.17
Police Protection	1,139,500.00	REVENUES TOTAL 11,344,385.34		1981 TAXES COLLECTED	1,857,696.93
Civil Defense & Disaster Control	11,185.00	Reserve For Uncollected Taxes 148,000.00		1981 Taxes Cancelled, Abated or Adjusted	5,431.80
Environmental Inspection & Control	13,050.00	CAPITAL OUTLAY TOTAL 1,573,603.38		Transfer to Tax Title Liens or Foreclosed	1,672.44
Other Public Safety				Balance Outstanding Dec. 31, 1981	11,357.00
PUBLIC WORKS				PRIOR YEARS TAXES OUTSTANDING	
Streets and Drainage	803,986.00	Public Enterprises		Balance January 1, 1981	25,367.39
Sewers and Sewage Processing	224,486.00	Recreation—Culture 185,355.12		Collected in 1981	21,813.28
Garbage and Trash Disposal	300,000.00	Public Works 1,357,622.11		Cancelled, Abated or Adjusted 1981	
Public Buildings and Grounds	299,500.00	Buildings and Grounds 30,586.15		Transfers to Tax Title Liens or Foreclosed	1,821.87
Other Public Works	168,240.00	Library and Education		Balance December 31, 1981	1,732.24
HEALTH and WELFARE		Conservation		TAX TITLE LIENS OUTSTANDING	
Health Services Except Environmental	75,085.00	All Other		Balance January 1, 1981	
Welfare-Public Assistance	33,400.00	CAPITAL DEBT AUTHORIZED, DECEMBER 31, 1981		Transfer From Taxes	4,877.34
Hospitals, Clinics, First Aid		ISSUED AND UNISSUED GROSS DEBT NET DEBT		Redeemed in 1981	
Animal, Insect, & Rodent Control		School 160,000		Cancelled, Abated or Adjusted (1981)	
Other Welfare Services	17,000.00	Self-Liquidating 163,000		Transfers to Foreclosed Property	
RECREATION and CONSERVATION		Other 2,900,000		Balance December 31, 1981	4,877.34
Beaches and Boardwalks		Total 3,223,000		PROPERTY ACQUIRED BY DEED OR FORECLOSURE	
Parks, Playgrounds, Shade Trees	117,000.00	ISSUED AND OUTSTANDING		Balance January 1, 1981	110,785.00
Land Reclamation & Conservation		School 160,000.00		Transfers From Taxes or Liens	
Other Recreational Services	19,000.00	Self-Liquidating 163,000.00		Sale for Cash (1981)	
EDUCATION (excluding schools)		Other 1,500,000.00		Cancelled, Abated or Adjusted (1981)	
Libraries	138,495.00	Total 1,823,000.00		Balance December 31, 1981	110,785.00
Other Educational Services	4,012,858.00	EQUALIZED VALUATION BASIS FOR NET DEBT COMPUTATION 345,158,362		CURRENT FINANCES DECEMBER 31, 1981	
STATUTORY EXPENDITURES		REAL PROPERTY VALUATIONS		ASSETS	
Pensions & F. I. C. A.	292,200.00	Code Class # of Parcels % VAL'N ASSESSED VALUATION		Cash Dec. 31, 1981	2,542,083.26
Employee Fringe Benefits		1 Vacant Land 134 2.41 6,794,000.00		Taxes Receivable	13,089.24
Other Statutory Expenditures	20,000.00	2 Residential 2362 56.88 160,382,675.00		Tax Title Liens	4,877.34
CETA And Other Public Employment Programs	22,000.00	3 Farm 25,527,300.00		Foreclosed Property	110,785.00
MUNICIPAL FUNCTIONS TOTAL 8,777,260.00		4a Commercial 146 9.19 76,267,300.00		Emergencies & Other Deferred Charges	27,500.00
CAPITAL IMPROVEMENTS *MEMO* 135,000.00		4b Industrial 90 27.05 12,609,200.00		State and Federal Aid Receivable	13,265.50
DEBT SERVICE		4c Apartments 17 4.47 281,980,475.00		Other Receivables	8,433.00
Principal Payments		Total 2749		Total	2,720,033.74
Interest Payments		Land Area 2.60 Sq. Miles		LIABILITIES, RESERVES, AND SURPLUS	
DEFERRED CHARGES	22,016.48	Net Valuation Taxable-Municipal 283,275,673		Cash Liabilities	379,019.27
SCHOOL, COUNTY, SPECIAL DISTRICT TAXES	1,859,936.13	Net Valuation Taxable-County 381,627,507		Reserves for Receivables	137,184.58
RESERVE FOR UNCOLLECTED TAXES	148,000.00	State Equalized Valuation 379,235,370		Surplus Dec. 31, 1981	2,203,829.89
EXPENDITURES TOTAL 10,807,212.61		State Equalization Ratio 74.97		Total	2,720,033.74

0250

Population 1980 12,738
 Population 1981 12,710
 S & P Rating
 Moody Rating A-1

General Tax Rate Per \$100. 3.99
 State Equalized Tax Rate 2.72

RIDGEFIELD PARK VILLAGE - BERGEN CO.

Form of Government:

Commission (1911)

Number of Members on Governing Body - 5

PER CAPITA:

Gross Debt 173.49
 Net Debt 28.96
 Debt Service
 Total Tax Levy 536.05
 Municipal Expenditures 285.43

PER CENT:

Gross Debt .97
 Net Debt .16
 Tax Levy Collected 96.77
 Tax Levy Cancelled, Abated or Adjusted .02

EXPENDITURES		REVENUES-REALIZED		1981 PROPERTY TAX	
GENERAL GOVERNMENT				STATE EQUALIZED TAX RATE →	
Governing Body & Public Boards	3,500.00	1981 Property Taxes Collected 6,590,060.17		Lacol District School Taxes 1.68	4,192,280.50
Municipal Clerk	40,245.00	1981 Payments in Lieu of Taxes 151,938.37		Regional & Consolidated School Tax	
Financial Administration	16,090.00	Delinquent Tax & Lien Collections 211,883.36		School Taxes in Municipal Budget	
Assessment of Taxes	26,316.00	Business Personalty Replacement Taxes 520,190.00		County Taxes .34	849,730.60
Collection of Taxes	60,155.00	Taxes from Public Utilities 116,547.66		County Library Taxes	
Planning, Housing & Development	9,250.00	Other Miscellaneous Tax Revenues 141,115.14		Lacal Municipal Purpose Taxes .70	1,747,656.00
Human Resources		State Aid Revenues 531,624.05		Veteran & Senior Citizen Taxes	97,150.00
Elections	2,425.00	State and Lacol Fiscal Assistance Act Utilized 8,263,358.75		Total Taxes for Rate Computation 2.72	6,886,817.10
General Administration (other)	464,513.06	Sale of Acquired Property 751,100.00		Special District Taxes	
JUDICIARY		Other Miscellaneous Revenues 503,786.00		Bank Corp. Taxes	3,348.86
Municipal Courts	41,725.00	Total 331,659.74		Added and Omitted Taxes	20,208.71
PUBLIC SAFETY		Prior Years Surplus Appropriated 751,100.00		Total Taxes Levied - ABSTRACT	6,813,224.67
Fire Protection	142,460.00	REVENUES TOTAL 9,014,458.75		Total Taxes Billed	6,809,900.14
Police Protection	866,250.00	CAPITAL OUTLAY TOTAL 331,659.74		1981 TAXES COLLECTED	6,590,060.17
Civil Defense & Disaster Control	7,600.00	Public Enterprises 44,619.31		1981 Taxes Cancelled, Abated or Adjusted	1,268.82
Environmental Inspection & Control	63,126.00	Recreation—Culture 203,713.88		Transfer to Tax Title Liens or Foreclosed	255.36
Other Public Safety		Public Works 83,326.55		Balance Outstanding Dec. 31, 1981	218,315.79
PUBLIC WORKS		Buildings and Grounds		PRIOR YEARS TAXES OUTSTANDING	
Streets and Drainage	138,401.06	Library and Education		Balance January 1, 1981	150,800.89
Sewers and Sewage Processing	21,177.00	Conservation		Collected in 1981	150,800.89
Garbage and Trash Disposal	178,585.00	All Other		Cancelled, Abated or Adjusted 1981	
Public Buildings and Grounds	258,336.00	CAPITAL DEBT AUTHORIZED, DECEMBER 31, 1981		Transfers to Tax Title Liens or Foreclosed	
Other Public Works	80,100.00	ISSUED AND UNISSUED GROSS DEBT NET DEBT		Balance December 31, 1981	
HEALTH and WELFARE		School 1,615,000		TAX TITLE LIENS OUTSTANDING	
Health Services Except Environmental	43,554.00	Self-liquidating 450,000 228,143		Balance January 1, 1981	4,252.74
Welfare-Public Assistance	10,058.00	Other 140,000 140,000		Transfer From Taxes	255.36
Hospitals, Clinics, First Aid		Total 2,205,000 368,143		Redeemed in 1981	1,137.48
Animal, Insect, & Rodent Control	2,500.00	ISSUED AND OUTSTANDING		Cancelled, Abated or Adjusted (1981)	
Other Welfare Services		School 1,615,000.00		Transfers to Foreclosed Property	
RECREATION and CONSERVATION		Self-Liquidating 450,000.00		Balance December 31, 1981	3,370.62
Beaches and Boardwalks		Other 2,065,000.00		PROPERTY ACQUIRED BY DEED OR FORECLOSURE	
Parks, Playgrounds, Shade Trees	91,360.00	EQUALIZED VALUATION BASIS FOR NET DEBT COMPUTATION 227,138,827		Balance January 1, 1981	69,840.00
Land Reclamation & Conservation		REAL PROPERTY VALUATIONS		Transfers From Taxes or Liens	
Other Recreational Services	7,450.00	Code Class # of Parcels % VAL'N ASSESSED VALUATION		Sale for Cash (1981)	
EDUCATION (excluding schools)		1 Vacant Land 124 2.26 3,829,900.00		Cancelled, Abated or Adjusted (1981)	
Libraries	93,000.00	2 Residential 2651 68.17 115,509,500.00		Balance December 31, 1981	69,840.00
Other Educational Services		3 Farm 11.71 19,845,700.00		CURRENT FINANCES DECEMBER 31, 1981	
STATUTORY EXPENDITURES		4a Commercial 188 5.69 9,646,600.00		ASSETS	
Pensions & F. I. C. A.	311,399.00	4c Apartments 45 12.16 20,606,200.00		Cash Dec. 31, 1981	2,027,712.02
Employee Fringe Benefits	57,000.00	Total 3025 169,437,900.00		Taxes Receivable	218,315.79
Other Statutory Expenditures	6,500.00	Land Area 2.00 Sq. Miles		Tax Title Liens	3,370.62
CETA And Other Public Employment Programs		Net Valuation Taxable-Municipal 170,167,705		Foreclosed Property	69,840.00
MUNICIPAL FUNCTIONS TOTAL	3,043,081.12	Net Valuation Taxable-County 237,580,498		Emergencies & Other Deferred Charges	
CAPITAL IMPROVEMENTS *MEMO*	100.00	State Equalized Valuation 249,056,144		State and Federal Aid Receivable	4,641.90
DEBT SERVICE		State Equalization Ratio 68.08		Other Receivables	10,854.01
Principal Payments				Total	2,334,734.40
Interest Payments				LIABILITIES, RESERVES, AND SURPLUS	
DEFERRED CHARGES	80,989.80			Cash Liabilities	605,994.41
SCHOOL, COUNTY, SPECIAL DISTRICT TAXES	5,042,011.10			Reserves for Receivables	302,380.42
RESERVE FOR UNCOLLECTED TAXES	503,786.00			Surplus Dec. 31, 1981	1,426,359.57
EXPENDITURES TOTAL	8,665,868.02			Total	2,334,734.40

0251

Population 1980 25,208
 Population 1981 25,173
 S & P Rating
 Moody Rating AA

General Tax Rate Per \$100.

3.16

State Equalized Tax Rate

2.72

RIDGEWOOD VILLAGE - BERGEN COUNTY

Form of Government:

Council-Manager Plan B (OMCL 50)

Number of Members on Governing Body - 5

PER CAPITA

Gross Debt 565.03
 Net Debt 316.14
 Debt Service 51.74
 Total Tax Levy 1,029.90
 Municipal Expenditures 400.08

PER CENT:

Gross Debt 1.69
 Net Debt .94
 Tax Levy Collected 96.48
 Tax Levy Cancelled, Abated or Adjusted 1.6

EXPENDITURES		REVENUES-REALIZED		1981 PROPERTY TAX	
GENERAL GOVERNMENT				STATE EQUALIZED TAX RATE \rightarrow	
Governing Body & Public Boards	14,111.00	1981 Property Taxes Collected		Local District School Taxes 1.82	17,301,975.00
Municipal Clerk	42,834.00	1981 Payments in Lieu of Taxes		Regional & Consolidated School Tax	
Financial Administration	124,469.71	Delinquent Tax & Lien Collections		School Taxes in Municipal Budget	
Assessment of Taxes	57,772.40	Business Personalty Replocement Taxes		County Taxes .33	3,103,380.74
Collection of Taxes	44,134.17	Taxes from Public Utilities		County Library Taxes	
Planning, Housing & Development	42,933.41	Other Miscellaneous Tax Revenues		Local Municipal Purpose Taxes .57	5,417,233.23
Human Resources		State Aid Revenues		Veteran & Senior Citizen Taxes	150,000.00
Elections	4,355.00	Federal Aid Revenues		Total Taxes for Rate Computation 2.72	25,972,588.97
General Administration (other)	512,881.60	State and Local Fiscal Assistance Act Utilized		Special District Taxes	
JUDICIARY		Sole of Acquired Property		Bank Corp. Taxes	42,676.74
Municipal Courts	73,957.00	Other Miscellaneous Revenues		Added and Omitted Taxes	60,411.30
PUBLIC SAFETY		Total		Total Taxes Levied - ABSTRACT	25,925,677.01
Fire Protection	1,086,813.25	Prior Years Surplus Appropriated		Total Taxes Billed	25,931,897.50
Police Protection	1,333,272.15	REVENUES TOTAL		1981 TAXES COLLECTED	25,018,459.46
Civil Defense & Disaster Control	11,394.00	Reserve For Uncollected Taxes		1981 Taxes Cancelled, Abated or Adjusted	41,810.64
Environmental Inspection & Control	511,167.93	CAPITAL OUTLAY TOTAL		Transfer to Tax Title Liens or Foreclosed	22,714.64
Other Public Safety				Balance Outstanding Dec. 31, 1981	848,912.76
PUBLIC WORKS		Public Enterprises		PRIOR YEARS TAXES OUTSTANDING	
Streets and Drainage	826,546.46	Recreation—Culture		Balance January 1, 1981	737,558.21
Sewers and Sewage Processing	57,011.80	Public Works		Collected in 1981	711,183.45
Gorbage and Trash Disposal	477,367.00	Buildings and Grounds		Cancelled, Abated or Adjusted 1981	
Public Buildings and Grounds	595,532.44	Library and Education		Transfers to Tax Title Liens or Foreclosed	10,644.44
Other Public Works	21,212.00	Conservation		Balance December 31, 1981	15,730.32
HEALTH and WELFARE		All Other		TAX TITLE LIENS OUTSTANDING	
Health Services Except Environmental	139,353.96	CAPITAL DEBT AUTHORIZED, DECEMBER 31, 1981		Balance January 1, 1981	43,066.26
Welfare-Public Assistance	5,005.00	ISSUED AND UNISSUED GROSS DEBT NET DEBT		Transfer From Taxes	34,664.47
Hospitals, Clinics, First Aid		School 5,151,000		Redeemed in 1981	10,817.49
Animal, Insect, & Rodent Control		Self-liquidating 3,581,300		Cancelled, Abated or Adjusted (1981)	
Other Welfare Services		Other 5,491,104		Transfers to Foreclosed Property	15,205.91
RECREATION and CONSERVATION		Total 14,223,404		Balance December 31, 1981	51,907.33
Beaches and Boardwalks		ISSUED AND OUTSTANDING		PROPERTY ACQUIRED BY DEED OR FORECLOSURE	
Parks, Playgrounds, Shode Trees	221,310.60	School 5,151,000.00		Balance January 1, 1981	35,000.00
Land Reclomotion & Conservation		Self-Liquidating 2,687,000.00		Transfers From Taxes or Liens	95,500.00
Other Recreational Services	87,651.60	Other 4,285,340.00		Sale for Cash (1981)	
EDUCATION (excluding schools)		Total 12,123,340.00		Cancelled, Abated or Adjusted (1981)	
Libraries	406,303.00	EQUALIZED VALUATION BASIS FOR NET DEBT COMPUTATION		Balance December 31, 1981	130,500.00
Other Educational Services		REAL PROPERTY VALUATIONS		CURRENT FINANCES DECEMBER 31, 1981	
STATUTORY EXPENDITURES		Code Class # of Parcels % VAL'N ASSESSED VALUATION		ASSETS	
Pensions & F. I. C. A.	780,221.16	1 Vacant Land 266 1.04 8,383,300.00		Cash Dec. 31, 1981	8,925,312.77
Employee Fringe Benefits	221,635.00	2 Residential 7224 87.47 708,092,600.00		Taxes Receivable	864,643.08
Other Statutory Expenditures		3 Farm 2 .04 329,000.00		Tax Title Liens	51,907.33
CETA And Other Public Employment Programs		4a Commercial 283 8.79 71,184,900.00		Foreclosed Property	130,500.00
MUNICIPAL FUNCTIONS TOTAL	7,705,245.84	4b Industrial		Emergencies & Other Deferred Charges	30,000.00
CAPITAL IMPROVEMENTS *MEMU*		4c Apartments 28 2.66 21,572,100.00		State and Federal Aid Receivable	1,363.00
DEBT SERVICE		Total 7803 809,561,900.00		Other Receivables	22,231.22
Principal Payments	1,025,600.00	Land Area 5.90 Sq. Miles		Total	10,025,957.40
Interest Payments	276,776.00	Net Valuation Taxable-Municipal		LIABILITIES, RESERVES, AND SURPLUS	
DEFERRED CHARGES	33,056.57	Net Valuation Taxable-County		Cash Liabilities	7,423,650.30
SCHOOL, COUNTY, SPECIAL DISTRICT TAXES	20,405,355.74	State Equalized Valuation		Reserves for Receivables	1,069,281.63
RESERVE FOR UNCOLLECTED TAXES	1,030,416.66	State Equalization Ratio		Surplus Dec. 31, 1981	1,533,025.47
EXPENDITURES TOTAL	30,476,450.81			Total	10,025,957.40

1611

Population 1980 12,625
 Population 1981 12,807
 S & P Rating
 Moody Rating

General Tax Rate Per \$100. 6.49
 State Equalized Tax Rate 2.65

RINGWOOD BOROUGH – PASSAIC COUNTY
Form of Government:
Council-Manager Plan E (OMCL 50)
Number of Members on Governing Body – 6

PER CAPITA:
 Gross Debt 831.51
 Net Debt 356.22
 Debt Service 14.46
 Total Tax Levy 658.86
 Municipal Expenditures 279.38

PER CENT:
 Gross Debt 3.89
 Net Debt 1.67
 Tax Levy Collected 96.31
 Tax Levy Cancelled, Abated or Adjusted .17

EXPENDITURES		REVENUES-REALIZED		1981 PROPERTY TAX	
GENERAL GOVERNMENT				STATE EQUALIZED TAX RATE	
Governing Body & Public Boards				Local District School Taxes	.96
Municipal Clerk				Regional & Consolidated School Tax	.53
Financial Administration	15,200.00	1981 Property Taxes Collected		School Taxes in Municipal Budget	
Assessment of Taxes	28,002.00	1981 Payments in Lieu of Taxes		County Taxes	.58
Collection of Taxes	92,790.00	Delinquent Tax & Lien Collections		County Library Taxes	
Planning, Housing & Development	50,331.00	Business Personalty Replacement Taxes		Local Municipal Purpose Taxes	.58
Human Resources		Taxes from Public Utilities		Veteran & Senior Citizen Taxes	
Elections		Other Miscellaneous Tax Revenues		Total Taxes for Rate Computation	2.65
General Administration (other)	370,842.23	State Aid Revenues		Special District Taxes	
JUDICIARY		Federal Aid Revenues		Bank Corp. Taxes	5,006.28
Municipal Courts	26,880.00	State and Local Fiscal Assistance Act Utilized		Added and Omitted Taxes	73,163.39
PUBLIC SAFETY		Sale of Acquired Property		Total Taxes Levied - ABSTRACT	8,438,050.10
Fire Protection	70,750.00	Other Miscellaneous Revenues		Total Taxes Billed	8,438,629.57
Police Protection	814,947.00	Prior Years Surplus Appropriated		1981 TAXES COLLECTED	8,127,099.42
Civil Defense & Disaster Control	20,000.00	REVENUES TOTAL		1981 Taxes Cancelled, Abated or Adjusted	14,169.59
Environmental Inspection & Control	44,333.00	Reserve For Uncollected Taxes		Transfer to Tax Title Liens or Foreclosed	47,429.69
Other Public Safety		CAPITAL OUTLAY TOTAL		Balance Outstanding Dec. 31, 1981	249,930.87
PUBLIC WORKS				PRIOR YEARS TAXES OUTSTANDING	
Streets and Drainage	535,998.00	Public Enterprises		Balance January 1, 1981	150,570.93
Sewers and Sewage Processing		Recreation—Culture		Collected in 1981	141,083.94
Garbage and Trash Disposal	222,061.00	Public Works		Cancelled, Abated or Adjusted 1981	15.60
Public Buildings and Grounds	67,250.00	Buildings and Grounds		Transfers to Tax Title Liens or Foreclosed	8,954.12
Other Public Works	2,200.00	Library and Education		Balance December 31, 1981	517.27
HEALTH and WELFARE		Conservation		TAX TITLE LIENS OUTSTANDING	
Health Services Except Environmental	75,745.00	All Other		Balance January 1, 1981	65,629.42
Welfare-Public Assistance	15,600.00	CAPITAL DEBT AUTHORIZED, DECEMBER 31, 1981		Transfer From Taxes	56,383.81
Hospitals, Clinics, First Aid	1,800.00	ISSUED AND UNISSUED GROSS DEBT NET DEBT		Redeemed in 1981	57,797.32
Animal, Insect, & Rodent Control		School 4,452,502		Cancelled, Abated or Adjusted (1981)	
Other Welfare Services		Self-liquidating 2,311,700		Transfers to Foreclosed Property	17,180.38
RECREATION and CONSERVATION		Other 3,884,923		Balance December 31, 1981	67,035.53
Beaches and Boardwalks		Total 10,649,125		PROPERTY ACQUIRED BY DEED OR FORECLOSURE	
Parks, Playgrounds, Shade Trees	30,650.00	ISSUED AND OUTSTANDING		Balance January 1, 1981	225,119.62
Land Reclamation & Conservation	13,738.76	School 3,993,408.19		Transfers From Taxes or Liens	17,180.38
Other Recreational Services	2,875.00	Self-Liquidating 2,141,700.00		Sale for Cash (1981)	
EDUCATION (excluding schools)		Other 2,570,650.00		Cancelled, Abated or Adjusted (1981)	
Libraries	140,874.29	Total 6,705,758.19		Balance December 31, 1981	242,300.00
Other Educational Services		EQUALIZED VALUATION BASIS		CURRENT FINANCES DECEMBER 31, 1981	
STATUTORY EXPENDITURES		FOR NET DEBT COMPUTATION		ASSETS	
Pensions & F. I. C. A.	192,121.38	REAL PROPERTY VALUATIONS		Cash Dec. 31, 1981	811,802.60
Employee Fringe Benefits	63,250.00	Code Class # of Parcels % VAL'N ASSESSED VALUATION		Taxes Receivable	250,448.14
Other Statutory Expenditures	10,000.00	1 Vacant Land 616 10.04		Tax Title Liens	67,035.53
CETA And Other Public Employment Programs	6,539.10	2 Residential 3832 85.73		Foreclosed Property	242,300.00
MUNICIPAL FUNCTIONS		3 Farm 3 .04		Emergencies & Other Deferred Charges	54,121.92
TOTAL	2,934,777.76	4a Commercial 50 3.60		State and Federal Aid Receivable	2,197.55
CAPITAL IMPROVEMENTS		4b Industrial 7 .59		Other Receivables	75,967.63
DEBT SERVICE		4c Apartments		Total	1,503,873.37
Principal Payments	91,500.00	Total 4508		LIABILITIES, RESERVES, AND SURPLUS	
Interest Payments	93,715.83	Land Area 27.50 Sq. Miles		Cash Liabilities	345,926.90
DEFERRED CHARGES		Net Valuation Taxable-Municipal		Reserves for Receivables	635,751.30
SCHOOL, COUNTY, SPECIAL DISTRICT TAXES	157,357.15	Net Valuation Taxable-County		Surplus Dec. 31, 1981	522,195.17
RESERVE FOR UNCOLLECTED TAXES	6,524,193.43	State Equalized Valuation		Total	1,503,873.37
EXPENDITURES TOTAL	10,107,204.42	State Equalization Ratio			
		40.89			

Population 1980 11,111
 Population 1981 11,086
 S & P Rating
 Moody Rating A-1

General Tax Rate Per \$100. 3.18
 State Equalized Tax Rate 2.36

RIVER EDGE BOROUGH - BERGEN COUNTY
Form of Government:
Borough Council
Number of Members on Governing Body - 6

PER CAPITA:
 Gross Debt 412.62
 Net Debt 265.75
 Debt Service 28.92
 Total Tax Levy 685.60
 Municipal Expenditures 311.07

PER CENT:
 Gross Debt 1.62
 Net Debt 1.04
 Tax Levy Collected 99.10
 Tax Levy Cancelled, Abated or Adjusted

EXPENDITURES		REVENUES-REALIZED		1981 PROPERTY TAX	
GENERAL GOVERNMENT				STATE EQUALIZED TAX RATE	
Governing Body & Public Boards		1981 Property Taxes Collected	7,531,910.56	Local District School Taxes .57	1,817,448.00
Municipal Clerk		1981 Payments in Lieu of Taxes		Regional & Consolidated School Tax .84	2,689,956.60
Financial Administration	45,620.00	Delinquent Tax & Lien Collections	104,621.84	School Taxes in Municipal Budget	
Assessment of Taxes	5,130.00	Business Personalty Replacement Taxes	82,811.48	County Taxes .32	1,033,972.35
Collection of Taxes	6,065.00	Taxes from Public Utilities	653,964.00	County Library Taxes	
Planning, Housing & Development	11,535.00	Other Miscellaneous Tax Revenues		Local Municipal Purpose Taxes .63	2,036,327.00
Human Resources		State Aid Revenues	99,953.68	Veteran & Senior Citizen Taxes	112,600.00
Elections		Federal Aid Revenues		Total Taxes for Rate Computation 2.36	7,690,303.95
General Administration (other)	373,456.11	State and Local Fiscal Assistance Act Utilized	100,514.59	Special District Taxes	
JUDICIARY		Sale of Acquired Property		Bank Corp. Taxes	8,032.10
Municipal Courts	22,508.00	Other Miscellaneous Revenues	555,854.73	Added and Omitted Taxes	14,822.71
PUBLIC SAFETY		Total	9,129,670.88	Total Taxes Levied - ABSTRACT	7,600,558.76
Fire Protection	104,345.00	Prior Years Surplus Appropriated	351,760.00	Total Taxes Billed	7,600,063.60
Police Protection	733,522.00	REVENUES TOTAL	9,481,430.88	1981 TAXES COLLECTED	7,531,910.56
Civil Defense & Disaster Control	5,635.00	Reserve For Uncollected Taxes	305,316.00	1981 Taxes Cancelled, Abated or Adjusted	72.66
Environmental Inspection & Control	28,971.00			Transfer to Tax Title Liens or Foreclosed	
Other Public Safety				Balance Outstanding Dec. 31, 1981	68,080.38
PUBLIC WORKS		CAPITAL OUTLAY TOTAL	465,916.81	PRIOR YEARS TAXES OUTSTANDING	
Streets and Drainage	368,440.59	Public Enterprises		Balance January 1, 1981	142,877.17
Sewers and Sewage Processing	233,784.00	Recreation—Culture		Collected in 1981	104,621.84
Garbage and Trash Disposal	353,355.00	Public Works	441,459.04	Cancelled, Abated or Adjusted 1981	32,188.12
Public Buildings and Grounds	21,533.00	Buildings and Grounds	24,457.77	Transfers to Tax Title Liens or Foreclosed	
Other Public Works		Library and Education		Balance December 31, 1981	6,067.21
HEALTH and WELFARE		Conservation		TAX TITLE LIENS OUTSTANDING	
Health Services Except Environmental	35,820.00	All Other		Balance January 1, 1981	
Welfare-Public Assistance	6,144.00			Transfer From Taxes	
Hospitals, Clinics, First Aid				Redeemed in 1981	
Animal, Insect, & Radent Control	50.00			Cancelled, Abated or Adjusted (1981)	
Other Welfare Services				Transfers to Foreclosed Property	
RECREATION and CONSERVATION		CAPITAL DEBT AUTHORIZED, DECEMBER 31, 1981		Balance December 31, 1981	
Beaches and Boardwalks		ISSUED AND UNISSUED		PROPERTY ACQUIRED BY DEED OR FORECLOSURE	
Parks, Playgrounds, Shade Trees	8,720.00	School	1,579,468	Balance January 1, 1981	6,675.00
Land Reclamation & Conservation	300.00	Self-liquidating		Transfers From Taxes or Liens	
Other Recreational Services	49,230.00	Other	2,994,785	Sale for Cash (1981)	
EDUCATION (excluding schools)		Total	4,574,253	Cancelled, Abated or Adjusted (1981)	
Libraries	150,213.00			Balance December 31, 1981	6,675.00
Other Educational Services		ISSUED AND OUTSTANDING		CURRENT FINANCES DECEMBER 31, 1981	
STATUTORY EXPENDITURES		School	1,537,067.93	ASSETS	
Pensions & F. I. C. A.	183,572.00	Self-Liquidating		Cash Dec. 31, 1981	3,105,668.55
Employee Fringe Benefits	42,610.00	Other	2,994,785.00	Taxes Receivable	74,147.59
Other Statutory Expenditures	6,600.00	Total	4,531,852.93	Tax Title Liens	
CETA And Other Public Employment Programs		EQUALIZED VALUATION BASIS		Foreclosed Property	6,675.00
MUNICIPAL FUNCTIONS		FOR NET DEBT COMPUTATION	282,014,334	Emergencies & Other Deferred Charges	14,640.41
CAPITAL IMPROVEMENTS		REAL PROPERTY VALUATIONS		State and Federal Aid Receivable	103,780.80
MEMO		Code Class # of Parcels % VAL'N		Other Receivables	.07
DEBT SERVICE		1 Vacant Land 100 .47	1,085,950.00	Total	3,304,912.42
Principal Payments	164,855.53	2 Residential 3070 80.68	187,839,150.00	LIABILITIES, RESERVES, AND SURPLUS	
Interest Payments	155,773.96	3 Farm		Cash Liabilities	303,130.69
		4a Commercial 108 10.58	24,634,450.00	Reserves for Receivables	80,822.66
		4b Industrial 8 .77	1,797,900.00	Surplus Dec. 31, 1981	2,520,959.07
		4c Apartments 18 7.50	17,457,400.00	Total	3,304,912.42
		Total 3304	232,814,850.00		
DEFERRED CHARGES		Land Area 1.90 Sq. Miles			
SCHOOL, COUNTY, SPECIAL DISTRICT TAXES	21,448.76	Net Valuation Taxable-Municipal	238,525,587		
RESERVE FOR UNCOLLECTED TAXES	5,541,376.95	Net Valuation Taxable-County	290,882,690		
EXPENDITURES		State Equalized Valuation	319,484,317		
TOTAL	8,589,929.90	State Equalization Ratio	74.20		

0253

Population 1980 9,489
 Population 1981 9,707
 S & P Rating
 Moody Rating

General Tax Rate Per \$100. 4.71
 State Equalized Tax Rate 2.50

RIVER VALE TOWNSHIP - BERGEN COUNTY

Form of Government:

Mayor-Council Plan E (OMCL 50)

Number of Members on Governing Body - 5

PER CAPITA:

Gross Debt 1,144.83
 Net Debt 1,051.82
 Debt Service 91.54
 Total Tax Levy 825.84
 Municipal Expenditures 343.68

PER CENT:

Gross Debt 4.01
 Net Debt 3.69
 Tax Levy Collected 98.26
 Tax Levy Cancelled, Abated or Adjusted .24

EXPENDITURES		REVENUES-REALIZED		1981 PROPERTY TAX	
GENERAL GOVERNMENT				STATE EQUALIZED TAX RATE 1.02	
Governing Body & Public Boords	5,400.00	1981 Property Taxes Collected 7,820,179.67		Local District School Taxes	3,245,272.00
Municipal Clerk	24,551.00	1981 Payments in Lieu of Taxes		Regional & Consolidated School Tax	1,773,866.93
Financial Administration	34,712.00	Delinquent Tax & Lien Collections 184,240.19		School Taxes in Municipal Budget	
Assessment of Taxes	11,011.00	Business Personalty Replacement Taxes 62,066.88		County Taxes	1,042,803.79
Collection of Taxes	2,875.00	Taxes from Public Utilities 498,649.00		County Library Taxes	
Planning, Housing & Development	5,060.00	Other Miscellaneous Tax Revenues		Local Municipal Purpose Taxes	1,872,976.03
Human Resources	20,240.00	State Aid Revenues 82,095.08		Veteran & Senior Citizen Taxes	62,300.00
Elections	2,260.00	Federal Aid Revenues 2,820.16		Total Taxes for Rate Computation	7,997,218.75
General Administration (other)	297,481.00	State and Local Fiscal Assistance Act Utilized 81,453.00		Special District Taxes	
JUDICIARY		Sale of Acquired Property		Bank Corp. Taxes	4,330.26
Municipal Courts	13,086.00	Other Miscellaneous Revenues		Added and Omitted Taxes	77,185.17
PUBLIC SAFETY		Total 9,006,487.09		Total Taxes Levied - ABSTRACT	8,016,434.18
Fire Protection	123,015.00	Prior Years Surplus Appropriated 400,000.00		Total Taxes Billed	7,959,011.71
Police Protection	619,609.00	REVENUES TOTAL 9,406,487.09		1981 TAXES COLLECTED	7,820,179.67
Civil Defense & Disaster Control		Reserve For Uncollected Taxes 277,000.00		1981 Taxes Cancelled, Abated or Adjusted	18,792.90
Environmental Inspection & Control	26,980.00	CAPITAL OUTLAY TOTAL 162,911.83		Transfer to Tax Title Liens or Foreclosed	489.84
Other Public Safety		Public Enterprises		Balance Outstanding Dec. 31, 1981	119,549.30
PUBLIC WORKS		Recreation--Culture 300.00		PRIOR YEARS TAXES OUTSTANDING	
Streets and Drainage	26,700.00	Public Works 6,471.50		Balance January 1, 1981	285,684.45
Sewers and Sewage Processing	119,858.00	Buildings and Grounds 156,140.33		Collected in 1981	183,125.53
Gorbage and Trash Disposol	36,000.00	Library and Education		Cancelled, Aboted or Adjusted 1981	
Public Buildings and Grounds	93,682.00	Conservation		Transfers to Tax Title Liens or Foreclosed	
Other Public Works	300,528.10	All Other		Balance December 31, 1981	102,558.92
HEALTH and WELFARE		CAPITAL DEBT AUTHORIZED, DECEMBER 31, 1981		TAX TITLE LIENS OUTSTANDING	
Health Services Except Environmental	27,119.00	ISSUED AND UNISSUED GROSS DEBT NET DEBT		Balance January 1, 1981	4,528.45
Welfare-Public Assistance	2,100.00	School 902,894		Transfer From Taxes	489.84
Hospitals, Clinics, First Aid	1,500.00	Self-liquidating 10,209,968		Redeemed in 1981	1,114.66
Animal, Insect, & Rodent Control	15,878.00	Other 11,112,863		Cancelled, Aboted or Adjusted (1981)	
Other Welfare Services		Total 10,209,968 10,209,968		Transfers to Foreclosed Property	
RECREATION and CONSERVATION		ISSUED AND OUTSTANDING		Balance December 31, 1981	3,903.63
Beoches and Boardwalks		School 902,894.54		PROPERTY ACQUIRED BY DEED OR FORECLOSURE	
Parks, Ploygrounds, Shode Trees	35,760.37	Self-Liquidating 7,571,600.00		Balance January 1, 1981	8,871.00
Land Reclamation & Conservation		Other 8,874,494.54		Transfers From Taxes or Liens	
Other Recreational Services	35,338.00	Total 8,874,494.54		Sale for Cash (1981)	
EDUCATION (excluding schools)		EQUALIZED VALUATION BASIS		Cancelled, Abated or Adjusted (1981)	
Libraries	105,200.00	FOR NET DEBT COMPUTATION		Balance December 31, 1981	8,871.00
Other Educational Services		REAL PROPERTY VALUATIONS		CURRENT FINANCES DECEMBER 31, 1981	
STATUTORY EXPENDITURES		Code Class # of Parcels % VAL'N ASSESSED VALUATION		ASSETS	
Pensions & F. I. C. A.	166,250.00	1 Vacant Land 183 1.41 2,370,100.00		Cash Dec. 31, 1981	682,009.81
Employee Fringe Benefits		2 Residential 2796 88.86 149,454,400.00		Taxes Receivable	222,108.22
Other Statutory Expenditures	2,000.00	3 Farm 2 .08 135,100.00		Tax Title Liens	3,903.63
CETA And Other Public Employment Programs	2,550.00	4a Commercial 45 8.10 13,626,200.00		Foreclosed Property	8,871.00
MUNICIPAL FUNCTIONS TOTAL 2,158,743.47		4b Industrial 1 .20 335,000.00		Emergencies & Other Deferred Charges	4,291.96
CAPITAL IMPROVEMENTS *MEMO* 3,806.00		4c Apartments 3 1.35 2,271,100.00		State and Federal Aid Receivable	1,309.93
DEBT SERVICE		Total 3030 168,191,900.00		Other Receivables	4,161.34
Principal Payments 456,500.00		Land Area 4.20 Sq. Miles		Total	926,655.89
Interest Payments 431,707.00		Net Valuation Taxable-Municipal 168,665,107		LIABILITIES, RESERVES, AND SURPLUS	
DEFERRED CHARGES 11,772.61		Net Valuation Taxable-County 291,044,856		Cash Liabilities	400,480.19
SCHOOL, COUNTY, SPECIAL DISTRICT TAXES 6,061,942.72		State Equalized Valuation 317,876,302		Reserves for Receivables	239,044.19
RESERVE FOR UNCOLLECTED TAXES 277,000.00		State Equalization Ratio 52.99		Surplus Dec. 31, 1981	287,131.51
EXPENDITURES TOTAL 9,398,065.80				Total	926,655.89

1433

Population 1980 2,530
 Population 1981 2,519
 S & P Rating
 Moody Rating A

General Tax Rate Per \$100.

3.14

State Equalized Tax Rate

2.22

RIVERDALE BOROUGH - MORRIS COUNTY**Form of Government:****Borough Council****Number of Members on Governing Body - 6**

PER CAPITA

Gross Debt 680.94
 Net Debt 645.70
 Debt Service 42.71
 Total Tax Levy 725.87
 Municipal Expenditures 374.04

PER CENT:

Gross Debt 2.41
 Net Debt 2.28
 Tax Levy Collected 96.90
 Tax Levy Cancelled, Abated or Adjusted .19

EXPENDITURES		REVENUES-REALIZED		1981 PROPERTY TAX	
GENERAL GOVERNMENT				STATE EQUALIZED TAX RATE	
Governing Body & Public Boards		1981 Property Taxes Collected	1,773,288.00	Local District School Taxes	1.33
Municipal Clerk		1981 Payments in Lieu of Taxes		Regional & Consolidated School Tax	
Financial Administration	10,518.00	Delinquent Tax & Lien Collections	18,065.16	School Taxes in Municipal Budget	
Assessment of Taxes	3,500.00	Business Personalty Replacement Taxes	78,424.96	County Taxes	.36
Collection of Taxes	5,472.00	Taxes from Public Utilities	215,980.00	County Library Taxes	.01
Planning, Housing & Development	8,077.00	Other Miscellaneous Tax Revenues		Local Municipal Purpose Taxes	.51
Human Resources		State Aid Revenues	23,306.11	Veteran & Senior Citizen Taxes	
Elections		Federal Aid Revenues	3,011.70	Total Taxes for Rate Computation	2.21
General Administration (other)	103,145.99	State and Local Fiscal Assistance Act Utilized	39,656.00	Special District Taxes	
JUDICIARY		State and Local Fiscal Assistance Act Utilized		Bank Corp. Taxes	2,447.70
Municipal Courts	14,982.00	Sale of Acquired Property		Added and Omitted Taxes	20,947.22
PUBLIC SAFETY		Other Miscellaneous Revenues	118,329.40	Total Taxes Levied - ABSTRACT	1,828,478.74
Fire Protection	22,057.75	Total	2,270,061.33	Total Taxes Billed	1,829,977.51
Police Protection	288,062.23	Prior Years Surplus Appropriated	117,765.46	1981 TAXES COLLECTED	1,773,288.00
Civil Defense & Disaster Control	300.00	REVENUES TOTAL	2,387,826.79	1981 Taxes Cancelled, Abated or Adjusted	3,535.92
Environmental Inspection & Control	4,945.00	Reserve For Uncollected Taxes	103,101.57	Transfer to Tax Title Liens or Foreclosed	19,489.58
Other Public Safety		CAPITAL OUTLAY TOTAL	444,460.50	Balance Outstanding Dec. 31, 1981	33,663.61
PUBLIC WORKS				PRIOR YEARS TAXES OUTSTANDING	
Streets and Drainage	74,560.49	Public Enterprises		Balance January 1, 1981	18,881.08
Sewers and Sewage Processing		Recreation—Culture	90,738.56	Collected in 1981	15,913.39
Garbage and Trash Disposal	51,085.00	Public Works	128,917.69	Cancelled, Abated or Adjusted 1981	8.40
Public Buildings and Grounds	17,980.66	Buildings and Grounds	224,804.65	Transfers to Tax Title Liens or Foreclosed	2,959.29
Other Public Works	1,415.96	Library and Education		Balance December 31, 1981	
HEALTH and WELFARE		Conservation		TAX TITLE LIENS OUTSTANDING	
Health Services Except Environmental	33,505.00	All Other		Balance January 1, 1981	11,074.97
Welfare-Public Assistance	6,300.00	CAPITAL DEBT AUTHORIZED, DECEMBER 31, 1981		Transfer From Taxes	22,698.15
Hospitals, Clinics, First Aid	350.00	ISSUED AND UNISSUED		Redeemed in 1981	2,151.77
Animal, Insect, & Rodent Control		School	45,000	Cancelled, Abated or Adjusted (1981)	
Other Welfare Services		Self-Liquidating	190,500	Transfers to Foreclosed Property	
RECREATION and CONSERVATION		Other	1,436,030	Balance December 31, 1981	31,621.35
Beaches and Boardwalks		Total	1,626,530	PROPERTY ACQUIRED BY DEED OR FORECLOSURE	
Parks, Playgrounds, Shade Trees	12,001.00	ISSUED AND OUTSTANDING		Balance January 1, 1981	
Land Reclamation & Conservation		School	45,000.00	Transfers From Taxes or Liens	
Other Recreational Services	900.00	Self-Liquidating	143,000.00	Sale for Cash (1981)	
EDUCATION (excluding schools)		Other	1,295,046.00	Cancelled, Abated or Adjusted (1981)	
Libraries	5,779.00	Total	1,483,046.00	Balance December 31, 1981	
Other Educational Services		EQUALIZED VALUATION BASIS		CURRENT FINANCES DECEMBER 31, 1981	
STATUTORY EXPENDITURES		FOR NET DEBT COMPUTATION	71,286,104	ASSETS	
Pensions & F. I. C. A.	40,460.17	REAL PROPERTY VALUATIONS		Cash Dec. 31, 1981	368,699.75
Employee Fringe Benefits	10,500.00	Code Class # of Parcels % VAL'N		Taxes Receivable	33,663.61
Other Statutory Expenditures	2,410.00	1 Vacant Land 190 8.28	4,455,500.00	Tax Title Liens	31,621.35
CETA And Other Public Employment Programs	2,072.37	2 Residential 751 63.43	34,161,500.00	Foreclosed Property	
MUNICIPAL FUNCTIONS TOTAL	730,379.62	3 Farm 1 .16	86,700.00	Emergencies & Other Deferred Charges	82,614.20
CAPITAL IMPROVEMENTS *MEMO*	8,300.00	4a Commercial 75 19.25	10,370,100.00	State and Federal Aid Receivable	
DEBT SERVICE		4b Industrial 15 8.78	4,727,200.00	Other Receivables	651.00
Principal Payments	50,000.00	4c Apartments 1 .10	53,500.00	Total	517,249.51
Interest Payments	57,578.25	Total 1033	53,859,300.00	LIABILITIES, RESERVES, AND SURPLUS	
DEFERRED CHARGES	1,143.89	Land Area 1.87 Sq. Miles		Cash Liabilities	161,327.11
SCHOOL, COUNTY, SPECIAL DISTRICT TAXES	1,388,205.38	Net Valuation Taxable-Municipal	57,572,621	Reserves for Receivables	65,935.96
RESERVE FOR UNCOLLECTED TAXES	103,101.57	Net Valuation Taxable-County	87,588,504.	Surplus Dec. 31, 1981	289,986.64
EXPENDITURES TOTAL	2,330,408.71	State Equalized Valuation	79,962,343	Total	517,249.51
		State Equalization Ratio	70.64		

0330

Population 1980 7,941
 Population 1981 7,959
 S & P Rating
 Moody Rating

General Tax Rate Per \$100. 2.20
 State Equalized Tax Rate 2.06

RIVERSIDE TOWNSHIP - BURLINGTON CO.

Form of Government:

Township Committee

Number of Members on Governing Body - 5

PER CAPITA:

Gross Debt 47.16
 Net Debt 47.16
 Debt Service 5.40
 Total Tax Levy 310.53
 Municipal Expenditures 205.31

PER CENT:

Gross Debt .37
 Net Debt .37
 Tax Levy Collected 91.38
 Tax Levy Cancelled, Abated or Adjusted

EXPENDITURES		REVENUES-REALIZED		1981 PROPERTY TAX	
GENERAL GOVERNMENT				STATE EQUALIZED TAX RATE 1.23	
Governing Body & Public Boards		1981 Property Taxes Collected	2,255,234.70	Local District School Taxes	1,481,260.00
Municipal Clerk		1981 Payments in Lieu of Taxes		Regional & Consolidated School Tax	
Financial Administration	38,879.00	Delinquent Tax & Lien Collections	156,758.52	School Taxes in Municipal Budget	
Assessment of Taxes	10,896.00	Business Personalty Replacement Taxes	177,822.96	County Taxes	685,387.36
Collection of Taxes	16,769.00	Taxes from Public Utilities	423,265.00	County Library Taxes	37,428.75
Planning, Housing & Development	7,487.00	Other Miscellaneous Tax Revenues		Local Municipal Purpose Taxes	261,259.00
Human Resources		State Aid Revenues	70,782.18	Veteran & Senior Citizen Taxes	104,600.00
Elections		Federal Aid Revenues	11,626.12	Total Taxes for Rate Computation	2,569,935.11
General Administration (other)	155,749.00	State and Local Fiscal Assistance Act Utilized	94,831.00	Special District Taxes	
JUDICIARY		Sale of Acquired Property		Bank Corp. Taxes	3,500.99
Municipal Courts	15,568.00	Other Miscellaneous Revenues	329,808.45	Added and Omitted Taxes	2,678.07
PUBLIC SAFETY		Total	3,526,128.93	Total Taxes Levied - ABSTRACT	2,471,514.17
Fire Protection	57,060.00	Prior Years Surplus Appropriated	542,300.00	Total Taxes Billed	2,468,013.18
Police Protection	293,003.00	REVENUES TOTAL	4,068,428.93	1981 TAXES COLLECTED	2,255,234.70
Civil Defense & Disaster Control	300.00	Reserve For Uncollected Taxes	374,700.00	1981 Taxes Cancelled, Abated or Adjusted	
Environmental Inspection & Control	12,500.00	CAPITAL OUTLAY TOTAL	149,135.29	Transfer to Tax Title Liens or Foreclosed	
Other Public Safety		Public Enterprises		Balance Outstanding Dec. 31, 1981	212,778.48
PUBLIC WORKS		Recreation—Culture		PRIOR YEARS TAXES OUTSTANDING	
Streets and Drainage	212,037.00	Public Works	55,667.00	Balance January 1, 1981	149,662.07
Sewers and Sewage Processing	122,300.00	Buildings and Grounds	93,468.29	Collected in 1981	142,513.10
Garbage and Trash Disposal	32,128.74	Library and Education		Cancelled, Abated or Adjusted 1981	2,526.54
Public Buildings and Grounds		Conservation		Transfers to Tax Title Liens or Foreclosed	4,622.03
Other Public Works		All Other		Balance December 31, 1981	
HEALTH and WELFARE		CAPITAL DEBT AUTHORIZED, DECEMBER 31, 1981		TAX TITLE LIENS OUTSTANDING	
Health Services Except Environmental	8,733.00	ISSUED AND UNISSUED GROSS DEBT NET DEBT		Balance January 1, 1981	6,923.39
Welfare-Public Assistance	10,674.00	School		Transfer From Taxes	4,622.03
Hospitals, Clinics, First Aid		Self-liquidating		Redeemed in 1981	11,545.42
Animal, Insect, & Rodent Control	1,000.00	Other	375,350	Cancelled, Abated or Adjusted (1981)	
Other Welfare Services		Total	375,350	Transfers to Foreclosed Property	
RECREATION and CONSERVATION		ISSUED AND OUTSTANDING		Balance December 31, 1981	
Beaches and Boardwalks		School		PROPERTY ACQUIRED BY DEED OR	
Parks, Playgrounds, Shade Trees	21,623.00	Self-Liquidating		FORECLOSURE	
Land Reclamation & Conservation	4,200.00	Other		Balance January 1, 1981	7,980.00
Other Recreational Services		Total	230,000.00	Transfers From Taxes or Liens	
EDUCATION (excluding schools)		EQUALIZED VALUATION BASIS		Sale for Cash (1981)	
Libraries	25,000.00	FOR NET DEBT COMPUTATION	102,585,776	Cancelled, Abated or Adjusted (1981)	
Other Educational Services		REAL PROPERTY VALUATIONS		Balance December 31, 1981	7,980.00
STATUTORY EXPENDITURES		Code Class # of Parcels % VAL'N ASSESSED VALUATION		CURRENT FINANCES DECEMBER 31, 1981	
Pensions & F. I. C. A.	85,432.00	1 Vacant Land 138 1.08 1,163,200.00		ASSETS	
Employee Fringe Benefits	21,000.00	2 Residential 2326 80.47 87,527,000.00		Cash Dec. 31, 1981	2,080,954.71
Other Statutory Expenditures	5,500.00	3 Farm 10,666,300.00		Taxes Receivable	212,778.48
CETA And Other Public Employment Programs	8,016.84	4a Commercial 23 5.50 6,011,200.00		Tax Title Liens	
MUNICIPAL FUNCTIONS TOTAL	1,169,855.58	4c Apartments 16 3.18 3,477,700.00		Foreclosed Property	7,980.00
CAPITAL IMPROVEMENTS *MEMU*		Total 2663 105,265,400.00		Emergencies & Other Deferred Charges	33,000.00
DEBT SERVICE		Land Area 1.54 Sq. Miles		State and Federal Aid Receivable	3,522.96
Principal Payments	30,000.00	Net Valuation Taxable-Municipal	112,281,040	Other Receivables	7,413.00
Interest Payments	13,000.00	Net Valuation Taxable-County	112,107,145	Total	2,345,649.15
DEFERRED CHARGES	46,527.78	State Equalized Valuation	119,960,445	LIABILITIES, RESERVES, AND SURPLUS	
SCHOOL, COUNTY, SPECIAL DISTRICT TAXES	2,204,076.11	State Equalization Ratio	53.44	Cash Liabilities	930,565.73
RESERVE FOR UNCOLLECTED TAXES	374,700.00			Reserves for Receivables	228,171.48
EXPENDITURES TOTAL	3,838,159.47			Surplus Dec. 31, 1981	1,186,911.54
				Total	2,345,649.15

Population 1980 3,068
 Population 1981 3,070
 S & P Rating
 Moody Rating

General Tax Rate Per \$100.

3.11

State Equalized Tax Rate

2.53

RIVERTON BOROUGH - BURLINGTON CO.**Form of Government:****Borough Council****Number of Members on Governing Body - 6****PER CAPITA:**

Gross Debt 238.23
 Net Debt 204.47
 Debt Service 17.05
 Total Tax Levy 453.10
 Municipal Expenditures 200.61

PER CENT.

Gross Debt 1.49
 Net Debt 1.28
 Tax Levy Collected 98.11
 Tax Levy Cancelled, Abated or Adjusted .08

EXPENDITURES		REVENUES-REALIZED		1981 PROPERTY TAX	
GENERAL GOVERNMENT				STATE EQUALIZED TAX RATE	
Governing Body & Public Boards		1981 Property Taxes Collected	1,365,256.37	Local District School Taxes 1.59	873,617.00
Municipal Clerk		1981 Payments in Lieu of Taxes		Regional & Consolidated School Tax	
Financial Administration	18,946.70	Delinquent Tax & Lien Collections	26,264.42	School Taxes in Municipal Budget	
Assessment of Taxes	2,805.53	Business Personalty Replacement Taxes	15,251.92	County Taxes .54	255,732.16
Collection of Taxes	6,019.69	Taxes from Public Utilities	125,387.00	County Library Taxes .03	16,231.72
Planning, Housing & Development	329.50	Other Miscellaneous Tax Revenues		Local Municipal Purpose Taxes .37	203,128.60
Human Resources		State Aid Revenues	28,736.98	Veteran & Senior Citizen Taxes	26,900.00
Elections		Federal Aid Revenues	3,458.28	Total Taxes for Rate Computation 2.53	1,415,609.48
General Administration (other)	57,696.10	State and Local Fiscal Assistance Act Utilized	15,559.15	Special District Taxes	
JUDICIARY		Sale of Acquired Property		Bank Corp. Taxes	277.45
Municipal Courts	3,870.12	Other Miscellaneous Revenues	176,152.58	Added and Omitted Taxes	2,036.61
PUBLIC SAFETY		Total	1,760,187.10	Total Taxes Levied - ABSTRACT	1,391,025.54
Fire Protection	35,006.90	Prior Years Surplus Appropriated	67,000.00	Total Taxes Billed	1,351,545.20
Police Protection	125,818.62	REVENUES TOTAL	1,827,187.10	1981 TAXES COLLECTED	1,365,256.37
Civil Defense & Disaster Control	10.00	Reserve For Uncollected Taxes	42,425.41	1981 Taxes Cancelled, Abated or Adjusted	1,138.46
Environmental Inspection & Control	1,725.00	CAPITAL OUTLAY TOTAL	98,355.79	Transfer to Tax Title Liens or Foreclosed	6,863.77
Other Public Safety				Balance Outstanding Dec. 31, 1981	18,246.60
PUBLIC WORKS				PRIOR YEARS TAXES OUTSTANDING	
Streets and Drainage	73,533.81	Public Enterprises		Balance January 1, 1981	18,381.01
Sewers and Sewage Processing	58,475.00	Recreation—Culture		Collected in 1981	17,442.58
Garbage and Trash Disposal	47,483.72	Public Works	92,225.86	Cancelled, Abated or Adjusted 1981	.11
Public Buildings and Grounds	200.00	Buildings and Grounds	6,129.93	Transfers to Tax Title Liens or Foreclosed	938.32
Other Public Works		Library and Education		Balance December 31, 1981	
HEALTH and WELFARE		Conservation		TAX TITLE LIENS OUTSTANDING	
Health Services Except Environmental	170.00	All Other		Balance January 1, 1981	6,573.68
Welfare-Public Assistance	1,428.25	CAPITAL DEBT AUTHORIZED, DECEMBER 31, 1981		Transfer From Taxes	6,027.07
Hospitals, Clinics, First Aid		ISSUED AND UNISSUED		Redeemed in 1981	8,821.84
Animal, Insect, & Rodent Control		School	100,000	Cancelled, Abated or Adjusted (1981)	
Other Welfare Services		Self-liquidating		Transfers to Foreclosed Property	453.03
RECREATION and CONSERVATION		Other	631,377	Balance December 31, 1981	5,325.68
Beaches and Boardwalks		Total	731,377	PROPERTY ACQUIRED BY DEED OR FORECLOSURE	
Parks, Playgrounds, Shade Trees	12,959.06			Balance January 1, 1981	1,846.57
Land Reclamation & Conservation				Transfers From Taxes or Liens	453.03
Other Recreational Services	6,645.00	ISSUED AND OUTSTANDING		Sale for Cash (1981)	
EDUCATION (excluding schools)		School	100,000.00	Cancelled, Abated or Adjusted (1981)	
Libraries		Self-liquidating		Balance December 31, 1981	2,300.00
Other Educational Services	4,800.00	Other	612,377.28	CURRENT FINANCES DECEMBER 31, 1981	
STATUTORY EXPENDITURES		Total	712,377.28	ASSETS	
Pensions & F. I. C. A.	27,473.32	EQUALIZED VALUATION BASIS		Cash Dec. 31, 1981	585,812.54
Employee Fringe Benefits	8,199.19	FOR NET DEBT COMPUTATION	49,026,579	Taxes Receivable	18,246.60
Other Statutory Expenditures	2,500.00	REAL PROPERTY VALUATIONS		Tax Title Liens	5,325.88
CETA And Other Public Employment Programs	5,492.00	Code Class # of Parcels % VAL'N		Foreclosed Property	2,300.00
MUNICIPAL FUNCTIONS TOTAL	505,587.51	1 Vacant Land 42 .88	390,250.00	Emergencies & Other Deferred Charges	13,019.12
CAPITAL IMPROVEMENTS *MEMO*	10,715.04	2 Residential 853 89.85	39,787,800.00	State and Federal Aid Receivable	
DEBT SERVICE		3 Farm		Other Receivables	6,220.09
Principal Payments	22,000.00	4a Commercial 40 5.51	2,441,150.00	Total	630,924.23
Interest Payments	30,329.09	4b Industrial 1 .63	277,700.00	LIABILITIES, RESERVES, AND SURPLUS	
		4c Apartments 11 3.13	1,384,000.00	Cash Liabilities	463,876.61
		Total 947	44,280,900.00	Reserves for Receivables	32,092.57
DEFERRED CHARGES	15,532.68	Land Area .70 Sq. Miles		Surplus Dec. 31, 1981	134,955.05
SCHOOL, COUNTY, SPECIAL DISTRICT TAXES	1,185,580.88	Net Valuation Taxable-Municipal	44,678,668	Total	630,924.23
RESERVE FOR UNCOLLECTED TAXES	42,425.41	Net Valuation Taxable-County	48,617,605		
EXPENDITURES TOTAL	1,801,455.57	State Equalized Valuation	54,910,756		
		State Equalization Ratio	81.23		

0254

Population 1980 5,603
 Population 1981 5,580
 S & P Rating
 Moody Rating

General Tax Rate Per \$100. 1.99
 State Equalized Tax Rate 1.47

ROCHELLE PARK TOWNSHIP - BERGEN CO.

Form of Government:

Township Committee

Number of Members on Governing Body - 5

PER CAPITA:

Gross Debt 151.10
 Net Debt 132.29
 Debt Service 43.72
 Total Tax Levy 665.98
 Municipal Expenditures 341.92

PER CENT:

Gross Debt .42
 Net Debt .37
 Tax Levy Collected 99.63
 Tax Levy Cancelled, Abated or Adjusted

EXPENDITURES		REVENUES-REALIZED		1981 PROPERTY TAX	
GENERAL GOVERNMENT		1981 Property Taxes Collected		STATE EQUALIZED TAX RATE → .70	
Governing Body & Public Boards		1981 Payments in Lieu of Taxes	3,695,651.29	Local District School Taxes	1,763,476.00
Municipal Clerk		Delinquent Tax & Lien Collections	15,787.61	Regional & Consolidated School Tax	
Financial Administration		Business Personalty Replacement Taxes	94,641.56	School Taxes in Municipal Budget	
Assessment of Taxes	6,515.00	Taxes from Public Utilities	317,028.00	County Taxes	867,231.62
Collection of Taxes	23,443.00	Other Miscellaneous Tax Revenues		County Library Taxes	
Planning, Housing & Development	6,675.00	State Aid Revenues	42,807.99	Local Municipal Purpose Taxes	1,062,348.70
Human Resources	2,000.00	Federal Aid Revenues		Veteran & Senior Citizen Taxes	82,950.00
Elections		State and Local Fiscal Assistance Act Utilized	68,013.25	Total Taxes for Rate Computation	3,776,006.32
General Administration (other)	191,591.00	Sale of Acquired Property		Special District Taxes	
JUDICIARY		Other Miscellaneous Revenues	170,964.59	Bank Corp. Taxes	12,443.28
Municipal Courts	20,606.00	Total	4,404,934.29	Added and Omitted Taxes	10,660.80
PUBLIC SAFETY		Prior Years Surplus Appropriated	300,000.00	Total Taxes Levied - ABSTRACT	3,716,160.40
Fire Protection	64,781.60	REVENUES TOTAL	4,704,934.29	Total Taxes Billed	3,709,470.64
Police Protection	547,799.77	Reserve For Uncollected Taxes	85,558.08	1981 TAXES COLLECTED	3,695,691.29
Civil Defense & Disaster Control	1,000.00	CAPITAL OUTLAY TOTAL	168,733.90	1981 Taxes Cancelled, Abated or Adjusted	
Environmental Inspection & Control	23,669.00	Public Enterprises		Transfer to Tax Title Liens or Foreclosed	
Other Public Safety		Recreation—Culture		Balance Outstanding Dec. 31, 1981	13,779.35
PUBLIC WORKS		Public Works	26,870.11	PRIOR YEARS TAXES OUTSTANDING	
Streets and Drainage	155,714.75	Buildings and Grounds	141,843.79	Balance January 1, 1981	17,207.35
Sewers and Sewage Processing	148,356.11	Library and Education		Collected in 1981	15,787.61
Garbage and Trash Disposal	91,000.00	Conservation		Cancelled, Abated or Adjusted 1981	
Public Buildings and Grounds	61,408.00	All Other		Transfers to Tax Title Liens or Foreclosed	
Other Public Works		CAPITAL DEBT AUTHORIZED, DECEMBER 31, 1981		Balance December 31, 1981	1,419.74
HEALTH and WELFARE		ISSUED AND UNISSUED		TAX TITLE LIENS OUTSTANDING	
Health Services Except Environmental	25,030.00	School	105,000	Balance January 1, 1981	
Welfare-Public Assistance	1,899.81	Self-liquidating		Transfer From Taxes	
Hospitals, Clinics, First Aid		Other	738,159	Redeemed in 1981	
Animal, Insect, & Rodent Control	2,600.00	Total	843,159	Cancelled, Abated or Adjusted (1981)	
Other Welfare Services		ISSUED AND OUTSTANDING		Transfers to Foreclosed Property	
RECREATION and CONSERVATION		School	105,000.00	Balance December 31, 1981	
Beaches and Boardwalks		Self-Liquidating		PROPERTY ACQUIRED BY DEED OR	
Parks, Playgrounds, Shade Trees	762.00	Other	309,750.00	FORECLOSURE	
Land Reclamation & Conservation		Total	414,750.00	Balance January 1, 1981	5,850.00
Other Recreational Services	14,987.00	EQUALIZED VALUATION BASIS		Transfers From Taxes or Liens	
EDUCATION (excluding schools)		FOR NET DEBT COMPUTATION	200,624,030	Sale for Cash (1981)	
Libraries		REAL PROPERTY VALUATIONS		Cancelled, Abated or Adjusted (1981)	
Other Educational Services	500.00	Code Class # of Parcels % VAL'N		Balance December 31, 1981	5,850.00
STATUTORY EXPENDITURES		1 Vacant Land 89 1.46		CURRENT FINANCES DECEMBER 31, 1981	
Pensions & F. I. C. A.	102,662.19	2 Residential 1712 59.53		ASSETS	
Employee Fringe Benefits		3 Farm		Cash Dec. 31, 1981	785,534.47
Other Statutory Expenditures	5,000.00	4a Commercial 111 33.95		Taxes Receivable	15,199.09
CETA And Other Public Employment Programs		4b Industrial 28 2.83		Tax Title Liens	
MUNICIPAL FUNCTIONS TOTAL	1,498,000.23	4c Apartments 3 2.23		Foreclosed Property	5,850.00
CAPITAL IMPROVEMENTS *MEMO*	10,000.00	Total 1943		Emergencies & Other Deferred Charges	33,307.37
DEBT SERVICE		Land Area 1.10 Sq. Miles		State and Federal Aid Receivable	
Principal Payments	212,250.00	Net Valuation Taxable-Municipal	185,869,841	Other Receivables	4,498.49
Interest Payments	31,720.25	Net Valuation Taxable-County	241,978,130	Total	844,389.42
DEFERRED CHARGES	80,323.72	State Equalized Valuation	242,624,537	LIABILITIES, RESERVES, AND SURPLUS	
SCHOOL, COUNTY, SPECIAL DISTRICT TAXES	2,630,707.62	State Equalization Ratio	73.81	Cash Liabilities	273,943.41
RESERVE FOR UNCOLLECTED TAXES	85,598.08			Reserves for Receivables	25,547.58
EXPENDITURES TOTAL	4,538,599.90			Surplus Dec. 31, 1981	544,898.43
				Total	844,389.42

1434

Population 1980 6,852
 Population 1981 6,823
 S & P Rating
 Moody Rating

General Tax Rate Per \$100.
 3.56
 State Equalized Tax Rate
 2.16

ROCKAWAY BOROUGH - MORRIS COUNTY
Form of Government:
Borough Council
Number of Members on Governing Body - 6

PER CAPITA:
 Gross Debt 242.85
 Net Debt 213.55
 Debt Service 30.87
 Total Tax Levy 510.52
 Municipal Expenditures 241.34

PER CENT:
 Gross Debt 1.34
 Net Debt 1.01
 Tax Levy Collected 97.03
 Tax Levy Cancelled, Abated or Adjusted .55

EXPENDITURES		REVENUES-REALIZED		1981 PROPERTY TAX	
GENERAL GOVERNMENT				STATE EQUALIZED TAX RATE	
Governing Body & Public Boards	8,900.00	1981 Property Taxes Collected	3,390,859.45	Local District School Taxes .87	1,379,142.00
Municipal Clerk		1981 Payments in Lieu of Taxes		Regional & Consolidated School Tax .63	556,913.41
Financial Administration	25,193.00	Delinquent Tax & Lien Collections	61,132.92	School Taxes in Municipal Budget	
Assessment of Taxes	8,485.00	Business Personalty Replacement Taxes	182,949.40	County Taxes .38	610,027.95
Collection of Taxes	15,100.00	Taxes from Public Utilities	242,449.00	County Library Taxes	
Planning, Housing & Development	16,600.00	Other Miscellaneous Tax Revenues		Local Municipal Purpose Taxes .30	481,389.81
Human Resources		State Aid Revenues	53,041.75	Veteran & Senior Citizen Taxes	57,050.00
Elections		Federal Aid Revenues	738.31	Total Taxes for Rate Computation 2.18	3,524,523.17
General Administration (other)	193,527.45	State and Local Fiscal Assistance Act Utilized	80,008.24	Special District Taxes	
JUDICIARY		Sole of Acquired Property		Bank Corp. Taxes	8,899.09
Municipal Courts	24,142.00	Other Miscellaneous Revenues	274,874.03	Added and Omitted Taxes	6,920.03
PUBLIC SAFETY		Total	4,286,113.10	Total Taxes Levied - ABSTRACT	3,463,292.29
Fire Protection	24,810.00	Prior Years Surplus Appropriated	430,000.00	Total Taxes Billed	3,494,781.75
Police Protection	321,079.00	REVENUES TOTAL	4,716,113.10	1981 TAXES COLLECTED	3,350,899.45
Civil Defense & Disaster Control		Reserve For Uncollected Taxes	212,159.21	1981 Taxes Cancelled, Abated or Adjusted	19,298.76
Environmental Inspection & Control	20,275.00	CAPITAL OUTLAY TOTAL	660,252.77	Transfer to Tax Title Liens or Foreclosed	9,585.89
Other Public Safety				Balance Outstanding Dec. 31, 1981	74,997.65
PUBLIC WORKS				PRIOR YEARS TAXES OUTSTANDING	
Streets and Drainage	190,347.00	Public Enterprises	693,828.93	Balance January 1, 1981	89,694.56
Sewers and Sewage Processing	39,453.00	Recreation—Culture	113.50	Collected in 1981	55,825.26
Garbage and Trash Disposal	32,350.00	Public Works	131,953.42	Cancelled, Abated or Adjusted 1981	466.80
Public Buildings and Grounds	51,117.00	Buildings and Grounds	34,346.92	Transfers to Tax Title Liens or Foreclosed	1,000.90
Other Public Works		Library and Education		Balance December 31, 1981	32,401.60
HEALTH and WELFARE		Conservation		TAX TITLE LIENS OUTSTANDING	
Health Services Except Environmental	33,810.00	All Other		Balance January 1, 1981	44,334.92
Welfare-Public Assistance	5,760.00	CAPITAL DEBT AUTHORIZED, DECEMBER 31, 1981		Transfer From Taxes	10,877.79
Hospitals, Clinics, First Aid		ISSUED AND UNISSUED GROSS DEBT NET DEBT		Redeemed in 1981	5,307.66
Animal, Insect, & Radent Control		School 472,856		Cancelled, Abated or Adjusted (1981)	
Other Welfare Services		Self-liquidating 844,725	844,725	Transfers to Foreclosed Property	
RECREATION and CONSERVATION		Other 612,304	612,304	Balance December 31, 1981	49,905.05
Beaches and Boardwalks		Total 1,929,885	1,457,029	PROPERTY ACQUIRED BY DEED OR FORECLOSURE	
Parks, Playgrounds, Shade Trees	1,000.00	ISSUED AND OUTSTANDING		Balance January 1, 1981	6,025.00
Land Reclamation & Conservation		School 472,856.15		Transfers From Taxes or Liens	
Other Recreational Services	48,395.00	Self-Liquidating 830,000.00		Sole for Cash (1981)	
EDUCATION (excluding schools)		Other 306,730.00		Cancelled, Abated or Adjusted (1981)	
Libraries	38,501.00	Total 1,609,586.15		Balance December 31, 1981	6,025.00
Other Educational Services		EQUALIZED VALUATION BASIS FOR NET DEBT COMPUTATION	144,173,726	CURRENT FINANCES DECEMBER 31, 1981	
STATUTORY EXPENDITURES		REAL PROPERTY VALUATIONS		ASSETS	
Pensions & F. I. C. A.	66,274.85	Code Class # of Parcels % VAL'N		Cash Dec. 31, 1981	801,701.17
Employee Fringe Benefits	27,200.00	1 Vacant Land 167 2.53	2,442,000.00	Taxes Receivable	107,399.25
Other Statutory Expenditures	3,400.00	2 Residential 1646 61.80	59,699,300.00	Tax Title Liens	49,905.05
CETA And Other Public Employment Programs	2,228.00	3 Farm		Foreclosed Property	6,025.00
MUNICIPAL FUNCTIONS TOTAL	1,203,947.30	4a Commercial 144 19.43	18,771,500.00	Emergencies & Other Deferred Charges	
CAPITAL IMPROVEMENTS *MEMO*	5,000.00	4b Industrial 24 9.96	9,617,400.00	State and Federal Aid Receivable	
DEBT SERVICE		4c Apartments 24 6.29	6,076,500.00	Other Receivables	14,558.71
Principal Payments	175,000.00	Total 2005	96,606,700.00	Total	979,589.18
Interest Payments	31,633.15	Land Area 2.00 Sq. Miles		LIABILITIES, RESERVES, AND SURPLUS	
DEFERRED CHARGES	19,950.00	Net Valuation Taxable-Municipal	57,453,831	Cash Liabilities	209,725.55
SCHOOL, COUNTY, SPECIAL DISTRICT TAXES	2,986,083.36	Net Valuation Taxable-County	182,271,481	Reserves for Receivables	177,888.01
RESERVE FOR UNCOLLECTED TAXES	212,159.21	State Equalized Valuation	158,550,568	Surplus Dec. 31, 1981	591,975.62
EXPENDITURES TOTAL	4,632,773.02	State Equalization Ratio	61.26	Total	979,589.18

Population 1980 19,850
 Population 1981 19,797
 S & P Rating A
 Moody Rating A

General Tax Rate Per \$100.
 6.09
 State Equalized Tax Rate
 2.64

ROCKAWAY TWP. - MORRIS CO.
Form of Government:
Mayor-Council Plan F (OMCL 50)
Number of Members on Governing Body - 9

PER CAPITA:
 Gross Debt 937.05
 Net Debt 690.22
 Debt Service 47.60
 Total Tax Levy 806.71
 Municipal Expenditures 367.52

PER CENT:
 Gross Debt 4.53
 Net Debt 2.60
 Tax Levy Collected 95.50
 Tax Levy Cancelled, Abated or Adjusted .87

EXPENDITURES		REVENUES-REALIZED		1981 PROPERTY TAX	
GENERAL GOVERNMENT		1981 Property Taxes Collected		STATE EQUALIZED TAX RATE →	
Governing Body & Public Boards		1981 Payments in Lieu of Taxes	15,253,196.41	Local District School Taxes	1.09
Municipal Clerk		Delinquent Tax & Lien Collections	437,660.51	Regional & Consolidated School Tax	.55
Financial Administration	82,600.00	Business Personalty Replacement Taxes	287,109.08	School Taxes in Municipal Budget	
Assessment of Taxes	53,600.00	Taxes from Public Utilities	650,165.00	County Taxes	.39
Collection of Taxes	62,900.00	Other Miscellaneous Tax Revenues		County Library Taxes	.02
Planning, Housing & Development	56,502.00	State Aid Revenues	237,678.44	Local Municipal Purpose Taxes	.60
Human Resources		Federal Aid Revenues	8,149.70	Veteran & Senior Citizen Taxes	
Elections	10,569.00	State and Local Fiscal Assistance Act Utilized	344,752.00	Total Taxes for Rate Computation	2.65
General Administration (other)	811,136.00	Sale of Acquired Property		Special District Taxes	
JUDICIARY		Other Miscellaneous Revenues	1,073,723.33	Bank Corp. Taxes	4,950.87
Municipal Courts	73,500.00	Total	18,292,474.47	Added and Omitted Taxes	165,189.82
PUBLIC SAFETY		Prior Years Surplus Appropriated	925,000.00	Total Taxes Levied - ABSTRACT	15,970,493.00
Fire Protection	218,189.00	REVENUES TOTAL	19,217,474.47	Total Taxes Billed	15,971,124.43
Police Protection	1,247,517.00	Reserve For Uncollected Taxes	959,674.81	1981 TAXES COLLECTED	15,253,196.41
Civil Defense & Disaster Control	4,970.00	CAPITAL OUTLAY TOTAL	2,198,254.97	1981 Taxes Cancelled, Abated or Adjusted	138,163.10
Environmental Inspection & Control	122,750.00	Public Enterprises	40,416.22	Transfer to Tax Title Liens or Foreclosed	114,512.71
Other Public Safety		Recreation—Culture	71,010.59	Balance Outstanding Dec. 31, 1981	465,252.21
PUBLIC WORKS		Public Works	734,936.35	PRIOR YEARS TAXES OUTSTANDING	
Streets and Drainage	712,560.00	Buildings and Grounds	1,350,221.81	Balance January 1, 1981	627,634.15
Sewers and Sewage Processing	35,200.00	Library and Education	1,710.00	Collected in 1981	424,546.77
Garbage and Trash Disposal	98,022.83	Conservation		Cancelled, Abated or Adjusted 1981	
Public Buildings and Grounds	38,100.00	All Other		Transfers to Tax Title Liens or Foreclosed	13,772.85
Other Public Works	135,309.00	CAPITAL DEBT AUTHORIZED, DECEMBER 31, 1981		Balance December 31, 1981	189,314.53
HEALTH and WELFARE		ISSUED AND UNISSUED		TAX TITLE LIENS OUTSTANDING	
Health Services Except Environmental	307,215.00	School	4,388,977	Balance January 1, 1981	514,047.42
Welfare-Public Assistance	8,435.00	Self-liquidating	1,206,019	Transfer From Taxes	130,145.88
Hospitals, Clinics, First Aid	2,500.00	Other	12,955,881	Redeemed in 1981	13,113.74
Animal, Insect, & Rodent Control	4,741.00	Total	18,550,877	Cancelled, Abated or Adjusted (1981)	
Other Welfare Services		ISSUED AND OUTSTANDING		Transfers to Foreclosed Property	
RECREATION and CONSERVATION		School	4,388,977.73	Balance December 31, 1981	631,079.56
Beaches and Boardwalks		Self-liquidating	931,019.00	PROPERTY ACQUIRED BY DEED OR FORECLOSURE	
Parks, Playgrounds, Shade Trees	93,000.00	Other	11,007,521.00	Balance January 1, 1981	292,700.00
Land Reclamation & Conservation	1,551.00	Total	16,327,517.73	Transfers From Taxes or Liens	
Other Recreational Services	114,940.00	EQUALIZED VALUATION BASIS		Sale for Cash (1981)	
EDUCATION (excluding schools)		FOR NET DEBT COMPUTATION	525,593,729	Cancelled, Abated or Adjusted (1981)	
Libraries	132,500.00	REAL PROPERTY VALUATIONS		Balance December 31, 1981	292,700.00
Other Educational Services	800.00	Code Class # of Parcels % VAL'N		CURRENT FINANCES DECEMBER 31, 1981	
STATUTORY EXPENDITURES		ASSESSED VALUATION		ASSETS	
Pensions & F. I. C. A.	332,956.00	1 Vacant Land 1376 10.26	26,444,250.00	Cash Dec. 31, 1981	1,711,301.32
Employee Fringe Benefits	103,500.00	2 Residential 5828 57.16	147,372,950.00	Taxes Receivable	654,566.74
Other Statutory Expenditures	16,000.00	3 Farm 15 .05	120,800.00	Tax Title Liens	631,079.56
CETA And Other Public Employment Programs	34,470.65	4a Commercial 112 20.61	53,139,050.00	Foreclosed Property	292,700.00
MUNICIPAL FUNCTIONS TOTAL	4,995,835.48	4b Industrial 24 8.94	23,045,400.00	Emergencies & Other Deferred Charges	175,161.67
CAPITAL IMPROVEMENTS *MEMU*	166,170.00	4c Apartments 11 2.99	7,718,500.00	State and Federal Aid Receivable	2,307.00
DEBT SERVICE		Total	257,840,550.00	Other Receivables	142,868.79
Principal Payments	220,675.00	Land Area 42.35 Sq. Miles		Total	3,609,985.08
Interest Payments	721,747.28	Net Valuation Taxable-Municipal	259,539,155	LIABILITIES, RESERVES, AND SURPLUS	
DEFERRED CHARGES	373,743.03	Net Valuation Taxable-County	704,067,637	Cash Liabilities	885,129.45
SCHOOL, COUNTY, SPECIAL DISTRICT TAXES	12,236,951.31	State Equalized Valuation	556,212,810	Reserves for Receivables	1,721,215.09
RESERVE FOR UNCOLLECTED TAXES	959,874.81	State Equalization Ratio	43.37	Surplus Dec. 31, 1981	1,003,640.54
EXPENDITURES TOTAL	19,512,830.91			Total	3,609,985.08

0255
 Population 1980 192
 Population 1981 192
 S & P Rating
 Moody Rating A-1
 General Tax Rate Per \$100. 1.30
 State Equalized Tax Rate .62

ROCKLEIGH BOROUGH - BERGEN COUNTY
Form of Government:
Borough Council
Number of Members on Governing Body - 6

PER CAPITA:
 Gross Debt 4,813.02
 Net Debt 4,813.02
 Debt Service 531.38
 Total Tax Levy 2,784.50
 Municipal Expenditures 1,774.39
 PER CENT:
 Gross Debt 1.19
 Net Debt 1.19
 Tax Levy Collected 95.95
 Tax Levy Cancelled, Abated or Adjusted

EXPENDITURES		REVENUES-REALIZED		1981 PROPERTY TAX	
GENERAL GOVERNMENT				STATE EQUALIZED TAX RATE \rightarrow .06	
Governing Body & Public Boards		1981 Property Taxes Collected	516,766.88	Local District School Taxes	51,035.03
Municipal Clerk		1981 Payments in Lieu of Taxes		Regional & Consolidated School Tax	
Financial Administration	1,500.00	Delinquent Tax & Lien Collections		School Taxes in Municipal Budget	
Assessment of Taxes	3,000.00	Business Personalty Replacement Taxes	39,203.08	County Taxes	290,858.15
Collection of Taxes	3,965.00	Taxes from Public Utilities	49,572.00	County Library Taxes	
Planning, Housing & Development		Other Miscellaneous Tax Revenues		Local Municipal Purpose Taxes	192,395.00
Human Resources		State Aid Revenues		Veteran & Senior Citizen Taxes	1,750.00
Elections		Federal Aid Revenues		Total Taxes for Rate Computation	536,038.18
General Administration (other)	55,925.00	State and Local Fiscal Assistance Act Utilized	17,581.39	Special District Taxes	
JUDICIARY		Sale of Acquired Property		Bank Corp. Taxes	
Municipal Courts	400.00	Other Miscellaneous Revenues	34,571.49	Added and Omitted Taxes	336.70
PUBLIC SAFETY		Total	657,654.84	Total Taxes Levied - ABSTRACT	534,624.88
Fire Protection	32,550.00	Prior Years Surplus Appropriated	50,000.00	Total Taxes Billed	538,584.57
Police Protection	55,075.00	REVENUES TOTAL	707,654.84	1981 TAXES COLLECTED	516,766.88
Civil Defense & Disaster Control		Reserve For Uncollected Taxes	13,707.14	1981 Taxes Cancelled, Abated or Adjusted	
Environmental Inspection & Control	7,500.00	CAPITAL OUTLAY TOTAL	123,283.39	Transfer to Tax Title Liens or Foreclosed	
Other Public Safety				Balance Outstanding Dec. 31, 1981	21,235.90
PUBLIC WORKS				PRIOR YEARS TAXES OUTSTANDING	
Streets and Drainage	35,331.39	Public Enterprises		Balance January 1, 1981	3,904.58
Sewers and Sewage Processing		Recreation—Culture		Collected in 1981	3,408.58
Garbage and Trash Disposal	8,000.00	Public Works	41,161.79	Cancelled, Abated or Adjusted 1981	
Public Buildings and Grounds	10,610.00	Buildings and Grounds	82,121.60	Transfers to Tax Title Liens or Foreclosed	
Other Public Works		Library and Education		Balance December 31, 1981	495.60
HEALTH and WELFARE		Conservation		TAX TITLE LIENS OUTSTANDING	
Health Services Except Environmental	4,825.00	All Other		Balance January 1, 1981	
Welfare-Public Assistance		CAPITAL DEBT AUTHORIZED, DECEMBER 31, 1981		Transfer From Taxes	
Hospitals, Clinics, First Aid	500.00	ISSUED AND UNISSUED GROSS DEBT NET DEBT		Redeemed in 1981	
Animal, Insect, & Rodent Control	800.00	School		Cancelled, Abated or Adjusted (1981)	
Other Welfare Services		Self-liquidating		Transfers to Foreclosed Property	
RECREATION and CONSERVATION		Other	924,100	Balance December 31, 1981	
Beaches and Boardwalks		Total	924,100	PROPERTY ACQUIRED BY DEED OR FORECLOSURE	
Parks, Playgrounds, Shade Trees	300.00			Balance January 1, 1981	
Land Reclamation & Conservation		ISSUED AND OUTSTANDING		Transfers From Taxes or Liens	
Other Recreational Services	1,200.00	School		Sale for Cash (1981)	
EDUCATION (excluding schools)		Self-Liquidating		Cancelled, Abated or Adjusted (1981)	
Libraries	200.00	Other	790,000.00	Balance December 31, 1981	
Other Educational Services	320.00	Total	790,000.00	CURRENT FINANCES DECEMBER 31, 1981	
STATUTORY EXPENDITURES		EQUALIZED VALUATION BASIS FOR NET DEBT COMPUTATION	77,027,405	ASSETS	
Pensions & F. I. C. A.	1,500.00	REAL PROPERTY VALUATIONS		Cash Dec. 31, 1981	105,280.63
Employee Fringe Benefits		Code Class # of Parcels % VAL'N		Taxes Receivable	21,731.50
Other Statutory Expenditures	650.00	1 Vacant Land 19 1.40	573,250.00	Tax Title Liens	
CETA And Other Public Employment Programs		2 Residential 52 10.69	4,391,824.00	Foreclosed Property	
MUNICIPAL FUNCTIONS		3 Farm		Emergencies & Other Deferred Charges	27,785.31
CAPITAL IMPROVEMENTS *MEMO*	20,000.00	4a Commercial 5 5.95	2,444,100.00	State and Federal Aid Receivable	
DEBT SERVICE		4b Industrial 14 81.96	33,661,720.00	Other Receivables	70,723.57
Principal Payments	60,000.00	4c Apartments		Total	225,521.01
Interest Payments	42,024.94	Total 90	41,070,854.00	LIABILITIES, RESERVES, AND SURPLUS	
DEFERRED CHARGES		Land Area 1.00 Sq. Miles		Cash Liabilities	42,378.81
SCHOOL, COUNTY, SPECIAL DISTRICT TAXES	341,893.18	Net Valuation Taxable-Municipal	41,403,682	Reserves for Receivables	92,455.07
RESERVE FOR UNCOLLECTED TAXES	13,707.14	Net Valuation Taxable-County	61,198,262	Surplus Dec. 31, 1981	90,687.13
EXPENDITURES		State Equalized Valuation	86,543,733	Total	225,521.01
TOTAL	682,576.65	State Equalization Ratio	47.64		

1817
Population 1980 717
Population 1981 710
S & P Rating
Moody Rating A

General Tax Rate Per \$100. 4.63
State Equalized Tax Rate 1.52

ROCKY HILL BOROUGH - SOMERSET CO.
Form of Government:
Borough Council
Number of Members on Governing Body - 6

PER CAPITA:
Gross Debt 407.04
Net Debt 375.67
Debt Service 14.18
Total Tax Levy 577.25
Municipal Expenditures 281.89
PER CENT:
Gross Debt 1.25
Net Debt 1.15
Tax Levy Collected 96.03
Tax Levy Cancelled, Abated or Adjusted

EXPENDITURES		REVENUES-REALIZED		1981 PROPERTY TAX	
GENERAL GOVERNMENT				STATE EQUALIZED TAX RATE	
Governing Body & Public Boards		1981 Property Taxes Collected	390,069.41	Local District School Taxes	.91 242,798.00
Municipal Clerk		1981 Payments in Lieu of Taxes		Regional & Consolidated School Tax	
Financial Administration	5,300.00	Delinquent Tax & Lien Collections	16,473.59	School Taxes in Municipal Budget	
Assessment of Taxes	1,905.00	Business Personalty Replacement Taxes	26,014.44	County Taxes	.42 111,224.89
Collection of Taxes	5,365.00	Taxes from Public Utilities	43,852.00	County Library Taxes	.03 7,388.79
Planning, Housing & Development	5,480.00	Other Miscellaneous Tax Revenues		Local Municipal Purpose Taxes	.16 42,876.56
Human Resources		State Aid Revenues	6,168.40	Veteran & Senior Citizen Taxes	
Elections	250.00	Federal Aid Revenues		Total Taxes far Rate Computation	1.52 410,288.24
General Administration (other)	28,520.00	State and Local Fiscal Assistance Act Utilized	8,752.00	Special District Taxes	
JUDICIARY		Sale of Acquired Property		Bank Corp. Taxes	3,666.32
Municipal Courts	4,620.00	Other Miscellaneous Revenues	36,887.26	Added and Omitted Taxes	1,891.36
PUBLIC SAFETY		Total	528,217.10	Total Taxes Levied - ABSTRACT	409,845.92
Fire Protection	11,070.00	Prior Years Surplus Appropriated	53,500.00	Total Taxes Billed	406,215.14
Police Protection	5,020.00	REVENUES TOTAL	581,717.10	1981 TAXES COLLECTED	390,069.41
Civil Defense & Disaster Control	25.00	Reserve For Uncollected Taxes	40,348.38	1981 Taxes Cancelled, Abated or Adjusted	
Environmental Inspection & Control	8,600.00	CAPITAL OUTLAY TOTAL	175,000.00	Transfer to Tax Title Liens or Foreclosed	
Other Public Safety				Balance Outstanding Dec. 31, 1981	16,145.73
PUBLIC WORKS				PRIOR YEARS TAXES OUTSTANDING	
Streets and Drainage	5,000.00	Public Enterprises		Balance January 1, 1981	17,153.06
Sewers and Sewage Processing		Recreation—Culture		Collected in 1981	16,473.59
Garbage and Trash Disposal	15,320.00	Public Works	175,000.00	Cancelled, Abated or Adjusted 1981	
Public Buildings and Grounds	11,720.00	Buildings and Grounds		Transfers to Tax Title Liens or Foreclosed	
Other Public Works		Library and Education		Balance December 31, 1981	079.47
HEALTH and WELFARE		Conservation		TAX TITLE LIENS OUTSTANDING	
Health Services Except Environmental	1,000.00	All Other		Balance January 1, 1981	
Welfare-Public Assistance	115.00	CAPITAL DEBT AUTHORIZED, DECEMBER 31, 1981		Transfer From Taxes	
Hospitals, Clinics, First Aid		ISSUED AND UNISSUED GROSS DEBT NET DEBT		Redeemed in 1981	
Animal, Insect, & Rodent Control		School		Cancelled, Abated or Adjusted (1981)	
Other Welfare Services		Self-liquidating	154,000 131,722	Transfers to Foreclosed Property	
RECREATION and CONSERVATION		Other	135,000 135,000	Balance December 31, 1981	
Beaches and Boardwalks		Total	289,000 266,722	PROPERTY ACQUIRED BY DEED OR	
Parks, Playgrounds, Shade Trees				FORECLOSURE	
Land Reclamation & Conservation		ISSUED AND OUTSTANDING		Balance January 1, 1981	
Other Recreational Services	5,435.00	School		Transfers From Taxes or Liens	
EDUCATION (excluding schools)		Self-Liquidating	154,000.00	Sale for Cash (1981)	
Libraries	4,000.00	Other	135,000.00	Cancelled, Abated or Adjusted (1981)	
Other Educational Services		Total	289,000.00	Balance December 31, 1981	
STATUTORY EXPENDITURES		EQUALIZED VALUATION BASIS		CURRENT FINANCES DECEMBER 31, 1981	
Pensions & F. I. C. A.	2,200.00	FOR NET DEBT COMPUTATION	23,104,777	ASSETS	
Employee Fringe Benefits		REAL PROPERTY VALUATIONS		Cash Dec. 31, 1981	240,850.81
Other Statutory Expenditures	300.00	Code Class # of Parcels % VAL'N ASSESSED VALUATION		Taxes Receivable	16,825.20
CETA And Other Public Employment Programs		1 Vacant Land 22 3.40 295,600.00		Tax Title Liens	
MUNICIPAL FUNCTIONS TOTAL	123,245.00	2 Residential 225 83.31 7,243,750.00		Foreclosed Property	
CAPITAL IMPROVEMENTS *MEMU*	13,000.00	3 Farm 7 1.03 89,800.00		Emergencies & Other Deferred Charges	459.09
DEBT SERVICE		4a Commercial 11 4.93 428,400.00		State and Federal Aid Receivable	
Principal Payments	10,067.36	4b Industrial 1 4.52 393,100.00		Other Receivables	25,227.34
Interest Payments		4c Apartments 4 2.81 244,100.00		Total	283,362.44
DEFERRED CHARGES	26,480.62	Total 270 8,694,750.00		LIABILITIES, RESERVES, AND SURPLUS	
SCHOOL, COUNTY, SPECIAL DISTRICT TAXES	361,411.68	Land Area .60 Sq. Miles		Cash Liabilities	44,052.89
RESERVE FOR UNCOLLECTED TAXES	40,348.38	Net Valuation Taxable-Municipal	8,732,695	Reserves for Receivables	42,052.54
EXPENDITURES TOTAL	561,553.04	Net Valuation Taxable-County	24,114,550	Surplus Dec. 31, 1981	197,257.01
		State Equalized Valuation	26,505,582	Total	283,362.44
		State Equalization Ratio	32.85		

Population 1980 835
 Population 1981 828
 S & P Rating
 Moody Rating

General Tax Rate Per \$100.
 4.48
 State Equalized Tax Rate
 3.26

ROOSEVELT BOROUGH - MONMOUTH CO.

Form of Government:

Borough Council

Number of Members on Governing Body - 6

PER CAPITA:

Gross Debt 640.10
 Net Debt 640.10
 Debt Service
 Total Tax Levy 586.97
 Municipal Expenditures 203.60

PER CENT:

Gross Debt 3.90
 Net Debt 3.90
 Tax Levy Collected 94.70
 Tax Levy Cancelled, Abated
 or Adjusted

EXPENDITURES		REVENUES-REALIZED		1981 PROPERTY TAX	
GENERAL GOVERNMENT				STATE EQUALIZED TAX RATE \rightarrow	
Governing Body & Public Boards		1981 Property Taxes Collected	460,027.15	Local District School Taxes 2.39	356,971.00
Municipal Clerk		1981 Payments in Lieu of Taxes		Regional & Consolidated School Tax	
Financial Administration	6,712.00	Delinquent Tax & Lien Collections	18,462.25	School Taxes in Municipal Budget	
Assessment of Taxes	1,942.00	Business Personalty Replacement Taxes	4,603.64	County Taxes .51	76,010.89
Collection of Taxes	5,072.00	Taxes from Public Utilities	40,982.00	County Library Taxes .02	2,766.24
Planning, Housing & Development	582.00	Other Miscellaneous Tax Revenues		Local Municipal Purpose Taxes .34	50,262.00
Human Resources		State Aid Revenues	9,130.41	Veteran & Senior Citizen Taxes	7,900.00
Elections		Federal Aid Revenues	4,516.25	Total Taxes for Rate Computation 3.26	493,910.13
General Administration (other)	37,787.47	State and Local Fiscal Assistance Act Utilized	126.91	Special District Taxes	
JUDICIARY		Sale of Acquired Property		Bank Corp. Taxes	
Municipal Courts	1,525.00	Other Miscellaneous Revenues	24,522.58	Added and Omitted Taxes	
PUBLIC SAFETY		Total	562,371.19	Total Taxes Levied - ABSTRACT	486,010.13
Fire Protection	6,004.09	Prior Years Surplus Appropriated	35,000.00	Total Taxes Billed	485,783.76
Police Protection	11,915.52	REVENUES TOTAL	597,371.19	1981 TAXES COLLECTED	460,027.15
Civil Defense & Disaster Control	50.00	Reserve For Uncollected Taxes	28,700.00	1981 Taxes Cancelled, Abated or Adjusted	
Environmental Inspection & Control	911.33			Transfer to Tax Title Liens or Foreclosed	
Other Public Safety				Balance Outstanding Dec. 31, 1981	25,756.61
PUBLIC WORKS		CAPITAL OUTLAY TOTAL		PRIOR YEARS TAXES OUTSTANDING	
Streets and Drainage	24,300.00	Public Enterprises		Balance January 1, 1981	15,418.06
Sewers and Sewage Processing		Recreation—Culture		Collected in 1981	15,418.06
Garbage and Trash Disposal	13,800.00	Public Works		Cancelled, Abated or Adjusted 1981	
Public Buildings and Grounds	16,538.91	Buildings and Grounds		Transfers to Tax Title Liens or Foreclosed	
Other Public Works		Library and Education		Balance December 31, 1981	
HEALTH and WELFARE		Conservation		TAX TITLE LIENS OUTSTANDING	
Health Services Except Environmental	50.00	All Other		Balance January 1, 1981	5,447.17
Welfare-Public Assistance	300.00			Transfer From Taxes	
Hospitals, Clinics, First Aid				Redeemed in 1981	3,044.19
Animal, Insect, & Rodent Control	600.00			Cancelled, Abated or Adjusted (1981)	
Other Welfare Services				Transfers to Foreclosed Property	
RECREATION and CONSERVATION				Balance December 31, 1981	2,402.98
Beaches and Boardwalks				PROPERTY ACQUIRED BY DEED OR FORECLOSURE	
Parks, Playgrounds, Shade Trees	2,100.00			Balance January 1, 1981	
Land Reclamation & Conservation				Transfers From Taxes or Liens	
Other Recreational Services	603.55			Sale for Cash (1981)	
EDUCATION (excluding schools)				Cancelled, Abated or Adjusted (1981)	
Libraries	150.00			Balance December 31, 1981	
Other Educational Services				CURRENT FINANCES DECEMBER 31, 1981	
STATUTORY EXPENDITURES		EQUALIZED VALUATION BASIS FOR NET DEBT COMPUTATION	13,573,129	ASSETS	
Pensions & F. I. C. A.	1,920.92	REAL PROPERTY VALUATIONS		Cash Dec. 31, 1981	242,615.15
Employee Fringe Benefits		Code Class # of Parcels % VAL'N		Taxes Receivable	25,756.61
Other Statutory Expenditures	500.00	1 Vacant Land 16 2.43	262,270.00	Tax Title Liens	2,402.98
CETA And Other Public Employment Programs	5,614.00	2 Residential 275 89.54	9,652,560.00	Foreclosed Property	
MUNICIPAL FUNCTIONS TOTAL	138,978.79	3 Farm 19 4.07	438,015.00	Emergencies & Other Deferred Charges	2,705.22
CAPITAL IMPROVEMENTS *MEMO*	1,000.00	4a Commercial 5 2.09	225,420.00	State and Federal Aid Receivable	
DEBT SERVICE		4b Industrial 3 1.87	201,820.00	Other Receivables	4,970.20
Principal Payments		4c Apartments		Total	278,450.16
Interest Payments		Total 318	10,780,085.00	LIABILITIES, RESERVES, AND SURPLUS	
DEFERRED CHARGES	897.97	Land Area 1.93 Sq. Miles		Cash Liabilities	167,246.07
SCHOOL, COUNTY, SPECIAL DISTRICT TAXES	435,748.13	Net Valuation Taxable-Municipal	10,848,388	Reserves for Receivables	33,129.79
RESERVE FOR UNCOLLECTED TAXES	28,700.00	Net Valuation Taxable-County		Surplus Dec. 31, 1981	78,074.30
EXPENDITURES TOTAL	604,324.89	State Equalized Valuation	14,902,602	Total	278,450.16
		State Equalization Ratio	72.67		

0718

Population 1980 5,330
 Population 1981 5,312
 S & P Rating
 Moody Rating A-1

General Tax Rate Per \$100. 3.80
 State Equalized Tax Rate 2.49

ROSELAND BOROUGH - ESSEX COUNTY

Form of Government:

Borough Council

Number of Members on Governing Body - 6

PER CAPITA:

Gross Debt 899.39
 Net Debt 302.61
 Debt Service 19.28
 Total Tax Levy 1,197.84
 Municipal Expenditures 423.94

PER CENT:

Gross Debt 2.32
 Net Debt .78
 Tax Levy Collected 98.51
 Tax Levy Cancelled, Abated or Adjusted

EXPENDITURES		REVENUES-REALIZED		1981 PROPERTY TAX	
GENERAL GOVERNMENT		1981 Property Taxes Collected		STATE EQUALIZED TAX RATE	
Governing Body & Public Boords		1981 Payments in Lieu of Taxes		Local District School Taxes	.50
Municipal Clerk		Delinquent Tax & Lien Collections		Regional & Consolidated School Tax	.57
Financial Administration	16,311.00	Business Personalty Replacement Taxes		School Taxes in Municipal Budget	1.08
Assessment of Taxes	19,212.30	Taxes from Public Utilities		County Taxes	1.08
Collection of Taxes	21,650.00	Other Miscellaneous Tax Revenues		County Library Taxes	.35
Planning, Housing & Development	10,397.00	State Aid Revenues		Local Municipal Purpose Taxes	.35
Human Resources	900.00	Federal Aid Revenues		Veteran & Senior Citizen Taxes	2.50
Elections	309,769.35	State and Local Fiscal Assistance Act Utilized		Total Taxes for Rate Computation	2.50
General Administration (other)		Sale of Acquired Property		Special District Taxes	
JUDICIARY	35,053.00	Other Miscellaneous Revenues		Bank Corp. Taxes	1,882.41
Municipal Courts		Total		Added and Omitted Taxes	11,358.20
PUBLIC SAFETY		Prior Years Surplus Appropriated		Total Taxes Levied - ABSTRACT	6,362,932.36
Fire Protection	46,408.00	REVENUES		Total Taxes Billed	6,375,761.61
Police Protection	581,615.00	Reserve For Uncollected Taxes		1981 TAXES COLLECTED	6,280,598.61
Civil Defense & Disaster Control	3,640.00	CAPITAL OUTLAY		1981 Taxes Cancelled, Abated or Adjusted	
Environmental Inspection & Control	40,308.00	Public Enterprises		Transfer to Tax Title Liens or Foreclosed	3,743.00
Other Public Safety		Recreation—Culture		Balance Outstanding Dec. 31, 1981	51,420.00
PUBLIC WORKS	185,449.00	Public Works		PRIOR YEARS TAXES OUTSTANDING	
Streets and Drainage		Buildings and Grounds		Balance January 1, 1981	54,637.07
Sewers and Sewage Processing	70,000.00	Library and Education		Collected in 1981	54,637.07
Garbage and Trash Disposal	89,250.00	Conservation		Cancelled, Abated or Adjusted 1981	
Public Buildings and Grounds	2,250.00	All Other		Transfers to Tax Title Liens or Foreclosed	
Other Public Works		CAPITAL DEBT AUTHORIZED, DECEMBER 31, 1981		Balance December 31, 1981	
HEALTH and WELFARE	19,577.10	ISSUED AND UNISSUED		TAX TITLE LIENS OUTSTANDING	
Health Services Except Environmental	530.00	GROSS DEBT		Balance January 1, 1981	17,793.22
Welfare-Public Assistance		NET DEBT		Transfer From Taxes	3,743.00
Hospitals, Clinics, First Aid		School		Redeemed in 1981	
Animal, Insect, & Rodent Control		Self-liquidating		Cancelled, Abated or Adjusted (1981)	
Other Welfare Services		Other		Transfers to Foreclosed Property	
RECREATION and CONSERVATION		Total		Balance December 31, 1981	21,536.22
Beaches and Boardwalks	4,850.00	ISSUED AND OUTSTANDING		PROPERTY ACQUIRED BY DEED OR	
Parks, Playgrounds, Shade Trees	1,465.00	School		FORECLOSURE	
Land Reclamation & Conservation	34,471.00	Self-Liquidating		Balance January 1, 1981	29,100.00
Other Recreational Services		Other		Transfers From Taxes or Liens	
EDUCATION (excluding schools)	56,118.00	Total		Sale for Cash (1981)	
Libraries		EQUALIZED VALUATION BASIS		Cancelled, Abated or Adjusted (1981)	
Other Educational Services		FOR NET DEBT COMPUTATION		Balance December 31, 1981	29,100.00
STATUTORY EXPENDITURES	109,202.00	REAL PROPERTY VALUATIONS		CURRENT FINANCES DECEMBER 31, 1981	
Pensions & F. I. C. A.	42,500.00	Code Class # of Parcels % VAL'N		ASSETS	
Employee Fringe Benefits	2,500.00	1 Vacant Land 141 5.57		Cash Dec. 31, 1981	1,377,544.23
Other Statutory Expenditures		2 Residential 1434 49.43		Taxes Receivable	51,420.00
CETA And Other Public Employment Programs		3 Farm 18 .86		Tax Title Liens	21,536.22
MUNICIPAL FUNCTIONS	1,703,425.75	4a Commercial 51 27.79		Foreclosed Property	29,100.00
CAPITAL IMPROVEMENTS	14,600.00	4b Industrial 29 10.73		Emergencies & Other Deferred Charges	7,500.00
DEBT SERVICE	32,900.00	4c Apartments 1 5.61		State and Federal Aid Receivable	503.57
Principal Payments	69,521.49	Total 1674		Other Receivables	107,721.81
Interest Payments		Land Area 3.58 Sq. Miles		Total	1,635,325.83
DEFERRED CHARGES	119,537.40	Net Valuation Taxable-Municipal		LIABILITIES, RESERVES, AND SURPLUS	
SCHOOL, COUNTY, SPECIAL DISTRICT TAXES	5,464,126.45	Net Valuation Taxable-County		Cash Liabilities	379,922.72
RESERVE FOR UNCOLLECTED TAXES	326,590.97	State Equalized Valuation		Reserves for Receivables	249,778.03
EXPENDITURES	7,716,102.06	State Equalization Ratio		Surplus Dec. 31, 1981	1,005,625.08
				Total	1,635,325.83

2014

Population 1980 20,641
 Population 1981 20,572
 S & P Rating
 Moody Rating A

General Tax Rate Per \$100.

3.59

State Equalized Tax Rate

2.92

ROSELLE BOROUGH - UNION COUNTY

Form of Government:

Borough Council

Number of Members on Governing Body - 6

PER CAPITA:

Gross Debt 57.08
 Net Debt 56.82
 Debt Service 5.13
 Total Tax Levy 475.35
 Municipal Expenditures 288.25

PER CENT:

Gross Debt .40
 Net Debt .39
 Tax Levy Collected 95.94
 Tax Levy Cancelled, Abated
 or Adjusted

EXPENDITURES		REVENUES-REALIZED		1981 PROPERTY TAX	
GENERAL GOVERNMENT				STATE EQUALIZED TAX RATE →	
Governing Body & Public Boards		1981 Property Taxes Collected	9,398,276.02	Local District School Taxes	1.51 5,048,574.00
Municipal Clerk		1981 Payments in Lieu of Taxes		Regional & Consolidated School Tax	
Financial Administration	11,000.00	Delinquent Tax & Lien Collections	220,534.70	School Taxes in Municipal Budget	
Assessment of Taxes	34,569.08	Business Personalty Replacement Taxes	216,955.24	County Taxes	.45 1,495,963.94
Collection of Taxes	67,950.00	Taxes from Public Utilities	566,910.00	County Library Taxes	
Planning, Housing & Development	6,499.90	Other Miscellaneous Tax Revenues		Local Municipal Purpose Taxes	.96 3,210,695.71
Human Resources	119,460.00	State Aid Revenues	452,332.35	Veteran & Senior Citizen Taxes	193,400.00
Elections		Federal Aid Revenues		Total Taxes for Rate Computation	2.92 9,548,633.65
General Administration (other)	416,029.11	State and Local Fiscal Assistance Act Utilized	224,287.00	Special District Taxes	
JUDICIARY		Sale of Acquired Property	11,000.00	Bank Corp. Taxes	8,354.13
Municipal Courts	38,015.46	Other Miscellaneous Revenues	390,277.02	Added and Omitted Taxes	15,242.67
PUBLIC SAFETY		Total	11,880,612.33	Total Taxes Levied - ABSTRACT	9,778,830.45
Fire Protection	756,294.72	Prior Years Surplus Appropriated	452,957.00	Total Taxes Billed	9,796,084.73
Police Protection	1,094,138.13	REVENUES TOTAL	12,333,605.33	1981 TAXES COLLECTED	9,398,276.02
Civil Defense & Disaster Control	5,575.00	Reserve For Uncollected Taxes	492,170.00	1981 Taxes Cancelled, Abated or Adjusted	
Environmental Inspection & Control	5,119.00	CAPITAL OUTLAY TOTAL	238,314.13	Transfer to Tax Title Liens or Foreclosed	31,527.38
Other Public Safety				Balance Outstanding Dec. 31, 1981	366,281.33
PUBLIC WORKS				PRIOR YEARS TAXES OUTSTANDING	
Streets and Drainage	576,535.80	Public Enterprises		Balance January 1, 1981	231,625.97
Sewers and Sewage Processing	660,737.53	Recreation—Culture		Collected in 1981	210,995.55
Garbage and Trash Disposal	535,030.00	Public Works	215,140.28	Cancelled, Abated or Adjusted 1981	
Public Buildings and Grounds	87,528.67	Buildings and Grounds	23,173.85	Transfers to Tax Title Liens or Foreclosed	20,630.42
Other Public Works		Library and Education		Balance December 31, 1981	
HEALTH and WELFARE		Conservation		TAX TITLE LIENS OUTSTANDING	
Health Services Except Environmental	89,500.00	All Other		Balance January 1, 1981	65,989.58
Welfare-Public Assistance	37,082.00	CAPITAL DEBT AUTHORIZED, DECEMBER 31, 1981		Transfer From Taxes	53,928.01
Hospitals, Clinics, First Aid		ISSUED AND UNISSUED GROSS DEBT		Redeemed in 1981	9,539.15
Animal, Insect, & Rodent Control	9,949.00	School		Cancelled, Abated or Adjusted (1981)	
Other Welfare Services		Self-liquidating	1,174,264	Transfers to Foreclosed Property	
RECREATION and CONSERVATION		Other	1,168,811	Balance December 31, 1981	110,378.44
Beaches and Boardwalks		Total	1,174,264	PROPERTY ACQUIRED BY DEED OR FORECLOSURE	
Parks, Playgrounds, Shade Trees	42,000.00	ISSUED AND OUTSTANDING		Balance January 1, 1981	161,401.00
Land Reclamation & Conservation		School		Transfers From Taxes or Liens	
Other Recreational Services	36,965.00	Self-Liquidating		Sale for Cash (1981)	11,000.00
EDUCATION (excluding schools)		Other	818,250.00	Cancelled, Abated or Adjusted (1981)	
Libraries	117,350.00	Total	818,250.00	Balance December 31, 1981	150,401.00
Other Educational Services		EQUALIZED VALUATION BASIS		CURRENT FINANCES DECEMBER 31, 1981	
STATUTORY EXPENDITURES		FOR NET DEBT COMPUTATION	296,791,572	ASSETS	
Pensions & F. I. C. A.	426,055.00	REAL PROPERTY VALUATIONS		Cash Dec. 31, 1981	1,050,849.56
Employee Fringe Benefits	112,633.60	Code Class # of Parcels % VAL'N		Taxes Receivable	366,281.33
Other Statutory Expenditures	22,000.00	1 Vacant Land 195 1.07	2,842,500.00	Tax Title Liens	110,378.44
CETA And Other Public Employment Programs		2 Residential 4755 69.19	183,087,100.00	Foreclosed Property	150,401.00
MUNICIPAL FUNCTIONS TOTAL	5,312,017.00	3 Farm		Emergencies & Other Deferred Charges	15,928.00
CAPITAL IMPROVEMENTS *MEMO*	20,000.00	4a Commercial 246 12.15	32,154,700.00	State and Federal Aid Receivable	55,345.30
DEBT SERVICE		4b Industrial 81 7.07	18,705,100.00	Other Receivables	31,261.21
Principal Payments	50,000.00	4c Apartments 53 10.51	27,819,200.00	Total	1,780,444.84
Interest Payments	55,467.67	Total 5330	264,608,600.00	LIABILITIES, RESERVES, AND SURPLUS	
DEFERRED CHARGES	20,202.65	Land Area 2.70 Sq. Miles		Cash Liabilities	659,225.82
SCHOOL, COUNTY, SPECIAL DISTRICT TAXES	6,544,537.94	Net Valuation Taxable-Municipal	272,446,854	Reserves for Receivables	658,321.98
RESERVE FOR UNCOLLECTED TAXES	492,170.00	Net Valuation Taxable-County	308,564,762	Surplus Dec. 31, 1981	462,897.04
EXPENDITURES TOTAL	12,474,395.26	State Equalized Valuation	332,775,173	Total	1,780,444.84
		State Equalization Ratio	81.44		

2015

Population 1980 **13,377**
 Population 1981 **13,351**
 S & P Rating
 Moody Rating **A**

General Tax Rate Per \$100.
4.62
 State Equalized Tax Rate
2.74

ROSELLE PARK BORO. - UNION CO.

Form of Government:

Borough Council

Number of Members on Governing Body - 6

PER CAPITA:

Gross Debt **260.57**
 Net Debt **190.09**
 Debt Service **22.25**
 Total Tax Levy **493.45**
 Municipal Expenditures **242.48**

PER CENT:

Gross Debt **1.57**
 Net Debt **1.15**
 Tax Levy Collected **98.57**
 Tax Levy Cancelled, Abated or Adjusted **.33**

EXPENDITURES		REVENUES-REALIZED		1981 PROPERTY TAX	
GENERAL GOVERNMENT				STATE EQUALIZED TAX RATE 1.52	
Governing Body & Public Boards		1981 Property Taxes Collected	6,500,343.54	Local District School Taxes	3,639,879.00
Municipal Clerk		1981 Payments in Lieu of Taxes		Regional & Consolidated School Tax	
Financial Administration		Delinquent Tax & Lien Collections	57,714.18	School Taxes in Municipal Budget	
Assessment of Taxes	17,856.00	Business Personalty Replacement Taxes	115,056.12	County Taxes	1,149,472.43
Collection of Taxes	36,345.00	Taxes from Public Utilities	503,216.00	County Library Taxes	
Planning, Housing & Development	6,500.00	Other Miscellaneous Tax Revenues		Local Municipal Purpose Taxes	1,792,323.64
Human Resources	5,500.00	State Aid Revenues	198,157.13	Veteran & Senior Citizen Taxes	135,650.00
Elections		Federal Aid Revenues		Total Taxes for Rate Computation	2.75
General Administration (other)	440,995.00	State and Local Fiscal Assistance Act Utilized	117,863.00	Special District Taxes	
JUDICIARY		Sale of Acquired Property	1,060.00	Bank Corp. Taxes	2,618.91
Municipal Courts	23,550.00	Other Miscellaneous Revenues	307,964.16	Added and Omitted Taxes	3,747.98
PUBLIC SAFETY		Total	7,801,354.13	Total Taxes Levied - ABSTRACT	6,588,041.96
Fire Protection	117,185.00	Prior Years Surplus Appropriated	450,060.00	Total Taxes Billed	6,554,419.80
Police Protection	667,320.00	REVENUES TOTAL	8,251,354.13	1981 TAXES COLLECTED	6,500,343.54
Civil Defense & Disaster Control	5,325.00	Reserve For Uncollected Taxes	265,253.55	1981 Taxes Cancelled, Abated or Adjusted	21,746.32
Environmental Inspection & Control	34,168.30			Transfer to Tax Title Liens or Foreclosed	8,486.94
Other Public Safety		CAPITAL OUTLAY TOTAL	366,765.76	Balance Outstanding Dec. 31, 1981	63,843.00
PUBLIC WORKS				PRIOR YEARS TAXES OUTSTANDING	
Streets and Drainage	468,510.00	Public Enterprises		Balance January 1, 1981	62,256.73
Sewers and Sewage Processing		Recreation—Culture		Collected in 1981	56,258.00
Garbage and Trash Disposal	196,000.00	Public Works	175,840.61	Cancelled, Abated or Adjusted 1981	1,730.44
Public Buildings and Grounds	56,050.00	Buildings and Grounds	190,945.15	Transfers to Tax Title Liens or Foreclosed	3,245.99
Other Public Works	2,200.00	Library and Education		Balance December 31, 1981	1,022.30
HEALTH and WELFARE		Conservation		TAX TITLE LIENS OUTSTANDING	
Health Services Except Environmental	29,930.00	All Other		Balance January 1, 1981	47,211.22
Welfare-Public Assistance	7,180.00			Transfer From Taxes	12,252.21
Hospitals, Clinics, First Aid		CAPITAL DEBT AUTHORIZED, DECEMBER 31, 1981		Redeemed in 1981	1,456.18
Animal, Insect, & Rodent Control		ISSUED AND UNISSUED		Cancelled, Abated or Adjusted (1981)	
Other Welfare Services		School	941,000	Transfers to Foreclosed Property	
RECREATION and CONSERVATION		Self-liquidating		Balance December 31, 1981	58,007.25
Beaches and Boardwalks		Other	2,537,931	PROPERTY ACQUIRED BY DEED OR	
Parks, Playgrounds, Shade Trees	23,700.00	Total	3,478,931	FORECLOSURE	
Land Reclamation & Conservatio				Balance January 1, 1981	17,350.00
Other Recreational Services	1,600.00	ISSUED AND OUTSTANDING		Transfers From Taxes or Liens	
EDUCATION (excluding schools)		School	941,000.00	Sale for Cash (1981)	1,000.00
Libraries	76,050.00	Self-Liquidating		Cancelled, Abated or Adjusted (1981)	
Other Educational Services	100.00	Other	2,163,060.00	Balance December 31, 1981	16,350.00
STATUTORY EXPENDITURES		Total	3,104,000.00	CURRENT FINANCES DECEMBER 31, 1981	
Pensions & F. I. C. A	211,505.00	EQUALIZED VALUATION BASIS	221,466,055	ASSETS	
Employee Fringe Benefits	54,800.00	FOR NET DEBT COMPUTATION		Cash Dec. 31, 1981	788,535.86
Other Statutory Expenditures	10,000.00	REAL PROPERTY VALUATIONS		Taxes Receivable	64,865.30
CETA And Other Public Employment Programs		Code Class # of Parcels % VAL'N		Tax Title Liens	58,007.25
MUNICIPAL FUNCTIONS TOTAL	2,492,369.30	1 Vacant Land 41 .27	382,800.00	Foreclosed Property	16,350.00
CAPITAL IMPROVEMENTS *MEMO*	12,868.45	2 Residential 3090 71.38	101,214,600.00	Emergencies & Other Deferred Charges	2,671.00
DEBT SERVICE		3 Farm		State and Federal Aid Receivable	6,959.00
Principal Payments	155,000.00	4a Commercial 180 9.73	13,793,400.00	Other Receivables	13,743.39
Interest Payments	142,095.00	4b Industrial 28 3.11	4,414,600.00	Total	951,131.80
DEFERRED CHARGES	182,632.52	4c Apartments 36 15.51	21,998,400.00	LIABILITIES, RESERVES, AND SURPLUS	
SCHOOL, COUNTY, SPECIAL DISTRICT TAXES	4,789,351.43	Total 3375	141,803,800.00	Cash Liabilities	209,429.69
RESERVE FOR UNCOLLECTED TAXES	265,253.55	Land Area 1.30 Sq. Miles		Reserves for Receivables	152,965.94
EXPENDITURES TOTAL	8,026,701.80	Net Valuation Taxable-Municipal	142,584,231	Surplus Dec. 31, 1981	588,736.17
		Net Valuation Taxable-County	230,317,682	Total	951,131.80
		State Equalized Valuation	239,595,587		
		State Equalization Ratio	59.39		

Population 1980 18,878
 Population 1981 19,055
 S & P Rating
 Moody Rating A

General Tax Rate Per \$100.

2.15

State Equalized Tax Rate

2.37

ROXBURY TOWNSHIP - MORRIS COUNTY

Form of Government:

Council-Manager Plan F (OMCL 50)

Number of Members on Governing Body - 5

PER CAPITA:

Gross Debt 814.83
 Net Debt 467.16
 Debt Service 14.13
 Total Tax Levy 659.89
 Municipal Expenditures 215.07

PER CENT:

Gross Debt 3.37
 Net Debt 1.93
 Tax Levy Collected 95.75
 Tax Levy Cancelled, Abated or Adjusted 1.59

EXPENDITURES		REVENUES-REALIZED		1981 PROPERTY TAX	
GENERAL GOVERNMENT		1981 Property Taxes Collected		STATE EQUALIZED TAX RATE	
Governing Body & Public Boards	11,175.00	12,031,848.72		Local District School Taxes 1.57	
Municipal Clerk		1981 Payments in Lieu of Taxes		Regional & Consolidated School Tax	
Financial Administration	41,000.00	436,642.88		School Taxes in Municipal Budget	
Assessment of Taxes	48,164.00	Delinquent Tax & Lien Collections		County Taxes .37	
Collection of Taxes	46,955.00	388,507.00		County Library Taxes	
Planning, Housing & Development	68,257.75	901,561.00		Local Municipal Purpose Taxes .43	
Human Resources	10,000.00	Other Miscellaneous Tax Revenues		Veteran & Senior Citizen Taxes	
Elections	3,665.17	State Aid Revenues		Total Taxes for Rate Computation 2.37	
General Administration (other)	906,804.14	141,677.38		Special District Taxes	
JUDICIARY		Federal Aid Revenues		Bank Corp. Taxes	
Municipal Courts	81,180.75	207,143.64		Added and Omitted Taxes	
PUBLIC SAFETY		State and Local Fiscal Assistance Act Utilized		Total Taxes Levied - ABSTRACT	
Fire Protection	97,118.00	5,404.40		Total Taxes Billed	
Police Protection	919,791.30	937,156.74		1981 TAXES COLLECTED	
Civil Defense & Disaster Control	4,000.00	15,060,507.76		1981 Taxes Cancelled, Abated or Adjusted	
Environmental Inspection & Control	58,857.00	650,000.00		Transfer to Tax Title Liens or Foreclosed	
Other Public Safety		Prior Years Surplus Appropriated		Balance Outstanding Dec. 31, 1981	
PUBLIC WORKS		REVENUES TOTAL		PRIOR YEARS TAXES OUTSTANDING	
Streets and Drainage	635,245.00	15,710,507.76		Balance January 1, 1981	
Sewers and Sewage Processing	30,000.00	CAPITAL OUTLAY TOTAL		Collected in 1981	
Garbage and Trash Disposal	247,130.00	865,113.55		Cancelled, Abated or Adjusted 1981	
Public Buildings and Grounds	76,206.00	Public Enterprises		Transfers to Tax Title Liens or Foreclosed	
Other Public Works	147,970.62	87,655.84		Balance December 31, 1981	
HEALTH and WELFARE		Recreation—Culture		TAX TITLE LIENS OUTSTANDING	
Health Services Except Environmental	86,796.00	646,423.49		Balance January 1, 1981	
Welfare-Public Assistance	20,410.00	10,000.00		Transfer From Taxes	
Hospitals, Clinics, First Aid	2,000.00	121,034.22		Redeemed in 1981	
Animal, Insect, & Radent Control	11,050.00	All Other		Cancelled, Abated or Adjusted (1981)	
Other Welfare Services		CAPITAL DEBT AUTHORIZED, DECEMBER 31, 1981		Transfers to Foreclosed Property	
RECREATION and CONSERVATION		ISSUED AND UNISSUED GROSS DEBT NET DEBT		Balance December 31, 1981	
Beaches and Boardwalks		School 6,468,000		PROPERTY ACQUIRED BY DEED OR	
Parks, Playgrounds, Shade Trees	119,070.00	Self-liquidating 4,883,000		FORECLOSURE	
Land Reclamation & Conservation	7,402.13	Other 4,175,593		Balance January 1, 1981	
Other Recreational Services	10,500.00	Total 15,526,593		Transfers From Taxes or Liens	
EDUCATION (excluding schools)		ISSUED AND OUTSTANDING		Sale for Cash (1981)	
Libraries	185,104.81	School 6,468,000.00		Cancelled, Abated or Adjusted (1981)	
Other Educational Services	1,250.00	Self-Liquidating 4,674,000.00		Balance December 31, 1981	
STATUTORY EXPENDITURES		Other 1,550,000.00		CURRENT FINANCES DECEMBER 31, 1981	
Pensions & F. I. C. A.	285,294.61	Total 12,692,000.00		ASSETS	
Employee Fringe Benefits		EQUALIZED VALUATION BASIS		Cash Dec. 31, 1981	
Other Statutory Expenditures	14,000.00	FOR NET DEBT COMPUTATION		Taxes Receivable	
CETA And Other Public Employment Programs	3,172.00	REAL PROPERTY VALUATIONS		Tax Title Liens	
MUNICIPAL FUNCTIONS TOTAL	4,195,569.28	Code Class # of Parcels % VAL'N		Foreclosed Property	
CAPITAL IMPROVEMENTS *MEMO*	63,580.00	1 Vacant Land 868 7.10		Emergencies & Other Deferred Charges	
DEBT SERVICE		2 Residential 5579 74.45		State and Federal Aid Receivable	
Principal Payments	100,000.00	3 Farm 37 .23		Other Receivables	
Interest Payments	109,207.16	4a Commercial 254 14.10		Total	
DEFERRED CHARGES	256,766.13	4b Industrial 19 4.04		LIABILITIES, RESERVES, AND SURPLUS	
SCHOOL, COUNTY, SPECIAL DISTRICT TAXES	10,229,451.01	4c Apartments 2 .06		Cash Liabilities	
RESERVE FOR UNCOLLECTED TAXES	517,980.91	Total 6759		Reserves for Receivables	
EXPENDITURES TOTAL	15,470,974.49	Land Area 21.46 Sq. Miles		Surplus Dec. 31, 1981	
		Net Valuation Taxable-Municipal		Total	
		Net Valuation Taxable-County			
		State Equalized Valuation			
		State Equalization Ratio			

Population 1980 7,623
 Population 1981 7,579
 S & P Rating A+
 Moody Rating A-1

General Tax Rate Per \$100. 3.85
 State Equalized Tax Rate 2.32

RUMSON BOROUGH - MONMOUTH CO.
Form of Government:
Borough Council
Number of Members on Governing Body - 6

PER CAPITA:
 Gross Debt 1,613.17
 Net Debt 1,188.74
 Debt Service 89.50
 Total Tax Levy 974.18
 Municipal Expenditures 441.01

PER CENT:
 Gross Debt 4.48
 Net Debt 3.30
 Tax Levy Collected 97.16
 Tax Levy Cancelled, Abated or Adjusted

EXPENDITURES		REVENUES-REALIZED		1981 PROPERTY TAX	
GENERAL GOVERNMENT				STATE EQUALIZED TAX RATE	
Governing Body & Public Boards		1981 Property Taxes Collected	7,093,508.96	Local District School Taxes .70	2,216,814.70
Municipal Clerk		1981 Payments in Lieu of Taxes		Regional & Consolidated School Tax .79	2,510,887.78
Financial Administration	12,446.18	Delinquent Tax & Lien Collections	226,879.22	School Taxes in Municipal Budget	
Assessment of Taxes	85,006.00	Business Personalty Replacement Taxes	28,282.12	County Taxes	1,450,505.33
Collection of Taxes	34,151.23	Taxes from Public Utilities	467,969.00	County Library Taxes	53,961.91
Planning, Housing & Development	16,345.16	Other Miscellaneous Tax Revenues		Local Municipal Purpose Taxes .35	1,104,248.82
Human Resources		State Aid Revenues	56,735.99	Veteran & Senior Citizen Taxes	52,900.00
Elections	1,585.63	Federal Aid Revenues	6,664.22	Total Taxes far Rate Computation 2.32	7,369,318.54
General Administration (other)	187,692.19	State and Local Fiscal Assistance Act Utilized	37,940.09	Special District Taxes	
JUDICIARY		Sole of Acquired Property		Bank Corp. Taxes	7,634.50
Municipal Courts	16,234.98	Other Miscellaneous Revenues	1,266,971.71	Added and Omitted Taxes	39,283.75
PUBLIC SAFETY		Total	9,184,951.31	Total Taxes Levied - ABSTRACT	7,383,337.19
Fire Protection	75,920.05	Prior Years Surplus Appropriated	601,800.00	Total Taxes Billed	7,301,066.73
Police Protection	458,455.11	REVENUES TOTAL	9,786,751.31	1981 TAXES COLLECTED	7,093,508.96
Civil Defense & Disaster Control		Reserve For Uncollected Taxes	524,000.00	1981 Taxes Cancelled, Abated or Adjusted	1.51
Environmental Inspection & Control	36,969.27			Transfer to Tax Title Liens or Foreclosed	1,088.14
Other Public Safety		CAPITAL OUTLAY TOTAL	1,589,888.92	Balance Outstanding Dec. 31, 1981	206,468.12
PUBLIC WORKS				PRIOR YEARS TAXES OUTSTANDING	
Streets and Drainage	346,298.51	Public Enterprises		Balance January 1, 1981	348,401.24
Sewers and Sewage Processing	229,368.69	Recreation—Culture	567,744.02	Collected in 1981	218,391.79
Gorbage and Trash Disposal	133,437.56	Public Works	860,302.90	Cancelled, Abated or Adjusted 1981	
Public Buildings and Grounds	24,771.00	Buildings and Grounds	161,822.00	Transfers to Tax Title Liens or Foreclosed	4,683.89
Other Public Works	5,308.00	Library and Education		Balance December 31, 1981	125,325.56
HEALTH and WELFARE		Conservation		TAX TITLE LIENS OUTSTANDING	
Health Services Except Environmental	13,055.00	All Other		Balance January 1, 1981	8,487.43
Welfare-Public Assistance	3,849.00			Transfer From Taxes	7,416.13
Hospitals, Clinics, First Aid	1,500.00	CAPITAL DEBT AUTHORIZED, DECEMBER 31, 1981		Redeemed in 1981	8,487.43
Animal, Insect, & Rodent Control	16,925.00	ISSUED AND UNISSUED GROSS DEBT NET DEBT		Cancelled, Abated or Adjusted (1981)	
Other Welfare Services		School 1,969,753		Transfers to Foreclosed Property	
RECREATION and CONSERVATION		Self-liquidating 10,256,459	9,009,469	Balance December 31, 1981	7,416.13
Beaches and Boardwalks		Other 12,226,252	9,009,469	PROPERTY ACQUIRED BY DEED OR FORECLOSURE	
Parks, Playgrounds, Shade Trees	16,305.45			Balance January 1, 1981	5,800.00
Land Reclamation & Conservation	125.00	ISSUED AND OUTSTANDING		Transfers From Taxes or Liens	
Other Recreational Services	37,054.32	School 1,969,753.45		Sale for Cash (1981)	
EDUCATION (excluding schools)		Self-liquidating 9,410,000.00		Cancelled, Abated or Adjusted (1981)	
Libraries	23,520.00	Other 11,379,753.45		Balance December 31, 1981	5,800.00
Other Educational Services		Total 272,834,439		CURRENT FINANCES DECEMBER 31, 1981	
STATUTORY EXPENDITURES		EQUALIZED VALUATION BASIS FOR NET DEBT COMPUTATION		ASSETS	
Pensions & F. I. C. A.	205,137.03	REAL PROPERTY VALUATIONS		Cash Dec. 31, 1981	3,606,547.20
Employee Fringe Benefits	36,485.68	Code Class # of Parcels % VAL'N		Taxes Receivable	331,793.68
Other Statutory Expenditures	4,800.00	1 Vacant Land 115 1.34	2,540,200.00	Tax Title Liens	7,416.13
CETA And Other Public Employment Programs	16,940.00	2 Residential 2292 93.12	176,719,700.00	Foreclosed Property	5,800.00
MUNICIPAL FUNCTIONS TOTAL	2,041,686.04	3 Farm 4a Commercial 91 5.23	9,928,000.00	Emergencies & Other Deferred Charges	51,946.18
CAPITAL IMPROVEMENTS *MEMO*	28,363.01	4b Industrial 4c Apartments 6 .31	580,200.00	State and Federal Aid Receivable	28,710.07
DEBT SERVICE		Total 2504	189,768,100.00	Other Receivables	22,102.49
Principal Payments	270,000.00	Land Area 5.20 Sq. Miles		Total	4,054,315.75
Interest Payments	406,300.00	Net Valuation Taxable-Municipal	190,802,009	LIABILITIES, RESERVES, AND SURPLUS	
DEFERRED CHARGES	98,400.00	Net Valuation Taxable-County	272,667,364	Cash Liabilities	2,034,647.93
SCHOOL, COUNTY, SPECIAL DISTRICT TAXES	6,232,169.72	State Equalized Valuation	316,420,480	Reserves for Receivables	395,822.37
RESERVE FOR UNCOLLECTED TAXES	524,000.00	State Equalization Ratio	60.17	Surplus Dec. 31, 1981	1,623,845.45
EXPENDITURES TOTAL	9,574,555.76			Total	4,054,315.75

0430

Population 1980 9,461
 Population 1981 9,426
 S & P Rating
 Moody Rating A

General Tax Rate Per \$100.

3.89

State Equalized Tax Rate

3.10

RUNNEMEDE BOROUGH - CAMDEN CO.**Form of Government:****Borough Council****Number of Members on Governing Body - 6****PER CAPITA:**

Gross Debt 163.95
 Net Debt 67.15
 Debt Service 8.58
 Total Tax Levy 396.39
 Municipal Expenditures 160.99

PER CENT:

Gross Debt 1.39
 Net Debt .57
 Tax Levy Collected 95.83
 Tax Levy Cancelled, Abated or Adjusted .88

EXPENDITURES		REVENUES-REALIZED		1981 PROPERTY TAX	
GENERAL GOVERNMENT				STATE EQUALIZED TAX RATE →	
Governing Body & Public Boards	16,165.00	1981 Property Taxes Collected	3,578,182.26	Local District School Taxes	1.00 1,213,643.45
Municipal Clerk		1981 Payments in Lieu of Taxes		Regional & Consolidated School Tax	.55 665,191.48
Financial Administration	10,583.04	Delinquent Tax & Lien Collections	90,355.53	School Taxes in Municipal Budget	
Assessment of Taxes	7,430.32	Business Personalty Replacement Taxes	69,972.08	County Taxes	1.16 * 1,406,027.04
Collection of Taxes	33,675.00	Taxes from Public Utilities	502,140.00	County Library Taxes	
Planning, Housing & Development	8,704.82	Other Miscellaneous Tax Revenues		Local Municipal Purpose Taxes	.36 429,000.00
Human Resources		State Aid Revenues	85,245.14	Veteran & Senior Citizen Taxes	
Elections	4,980.11	Federal Aid Revenues	17,774.26	Total Taxes for Rate Computation	3.07 3,639,561.97
General Administration (other)	176,996.53	State and Local Fiscal Assistance Act Utilized	52,683.12	Special District Taxes	
JUDICIARY		Sale of Acquired Property		Bank Corp. Taxes	2,647.50
Municipal Courts	12,348.00	Other Miscellaneous Revenues	121,514.94	Added and Omitted Taxes	19,880.01
PUBLIC SAFETY		Total	4,517,867.33	Total Taxes Levied - ABSTRACT	3,736,389.88
Fire Protection	48,911.23	Prior Years Surplus Appropriated	205,850.00	Total Taxes Billed	3,733,741.98
Police Protection	333,254.04	REVENUES TOTAL	4,723,757.33	1981 TAXES COLLECTED	3,578,182.26
Civil Defense & Disaster Control	400.00	Reserve For Uncollected Taxes	236,552.29	1981 Taxes Cancelled, Abated or Adjusted	32,661.00
Environmental Inspection & Control	12,050.00	CAPITAL OUTLAY TOTAL	139,872.98	Transfer to Tax Title Liens or Foreclosed	
Other Public Safety		Public Enterprises		Balance Outstanding Dec. 31, 1981	122,698.72
PUBLIC WORKS		Recreation—Culture		PRIOR YEARS TAXES OUTSTANDING	
Streets and Drainage	249,555.22	Public Works	87,036.05	Balance January 1, 1981	78,353.24
Sewers and Sewage Processing		Buildings and Grounds	52,836.93	Collected in 1981	78,191.89
Garbage and Trash Disposal	50,000.00	Library and Education		Cancelled, Abated or Adjusted 1981	
Public Buildings and Grounds		Conservation		Transfers to Tax Title Liens or Foreclosed	
Other Public Works	5,000.00	All Other		Balance December 31, 1981	161.35
HEALTH and WELFARE		CAPITAL DEBT AUTHORIZED, DECEMBER 31, 1981		TAX TITLE LIENS OUTSTANDING	
Health Services Except Environmental	4,028.33	ISSUED AND UNISSUED		Balance January 1, 1981	32,622.15
Welfare-Public Assistance	5,877.35	School	884,431	Transfer From Taxes	
Hospitals, Clinics, First Aid		Self-liquidating	660,945	Redeemed in 1981	12,163.64
Animal, Insect, & Rodent Control		Other	632,545	Cancelled, Abated or Adjusted (1981)	
Other Welfare Services		Total	1,545,376	Transfers to Foreclosed Property	
RECREATION and CONSERVATION		ISSUED AND OUTSTANDING		Balance December 31, 1981	20,458.51
Beaches and Boardwalks		School	884,431.00	PROPERTY ACQUIRED BY DEED OR FORECLOSURE	
Parks, Playgrounds, Shade Trees		Self-liquidating	612,400.00	Balance January 1, 1981	34,464.80
Land Reclamation & Conservation		Other	1,496,831.00	Transfers From Taxes or Liens	
Other Recreational Services	26,586.02	Total		Sale for Cash (1981)	
EDUCATION (excluding schools)		EQUALIZED VALUATION BASIS		Cancelled, Abated or Adjusted (1981)	
Libraries	27,437.00	FOR NET DEBT COMPUTATION	111,134,019	Balance December 31, 1981	34,464.60
Other Educational Services		REAL PROPERTY VALUATIONS		CURRENT FINANCES DECEMBER 31, 1981	
STATUTORY EXPENDITURES		Code Class # of Parcels % VAL'N	ASSESSED VALUATION	ASSETS	
Pensions & F. I. C. A.	79,044.18	1 Vacant Land 119 1.34	1,269,200.00	Cash Dec. 31, 1981	525,158.42
Employee Fringe Benefits	22,891.10	2 Residential 2420 73.68	69,726,500.00	Taxes Receivable	122,860.07
Other Statutory Expenditures	3,000.00	3 Farm		Tax Title Liens	20,458.51
CETA And Other Public Employment Programs	25,000.00	4a Commercial 161 12.33	11,666,200.00	Foreclosed Property	34,464.80
MUNICIPAL FUNCTIONS TOTAL	1,163,917.29	4b Industrial 10 2.43	2,296,800.00	Emergencies & Other Deferred Charges	288.59
CAPITAL IMPROVEMENTS *MEMO*	5,300.00	4c Apartments 27 10.23	9,676,900.00	State and Federal Aid Receivable	4,883.44
DEBT SERVICE		Total 2737	94,635,600.00	Other Receivables	19,428.21
Principal Payments	12,500.00	Land Area 2.00 Sq. Miles		Total	727,542.04
Interest Payments	68,405.83	Net Valuation Taxable-Municipal	96,154,628	LIABILITIES, RESERVES, AND SURPLUS	
DEFERRED CHARGES	36,129.89	Net Valuation Taxable-County	117,708,580	Cash Liabilities	155,893.17
SCHOOL, COUNTY, SPECIAL DISTRICT TAXES	3,284,861.97	State Equalized Valuation	120,422,510	Reserves for Receivables	157,211.59
RESERVE FOR UNCOLLECTED TAXES	236,552.29	State Equalization Ratio	79.59	Surplus Dec. 31, 1981	374,437.28
EXPENDITURES TOTAL	4,802,367.27			Total	727,542.04

0256

Population 1980 19,068
 Population 1981 19,008
 S & P Rating
 Moody Rating A-1

General Tax Rate Per \$100.

3.67

State Equalized Tax Rate

2.52

RUTHERFORD BOROUGH - BERGEN CO.**Form of Government:****Borough Council****Number of Members on Governing Body - 6****PER CAPITA:**

Gross Debt 230.91
 Net Debt 155.15
 Debt Service 9.36
 Total Tax Levy 593.43
 Municipal Expenditures 308.75

PER CENT:

Gross Debt 1.11
 Net Debt .75
 Tax Levy Collected 97.74
 Tax Levy Cancelled, Abated or Adjusted .14

EXPENDITURES		REVENUES-REALIZED		1981 PROPERTY TAX	
GENERAL GOVERNMENT				STATE EQUALIZED TAX RATE $\frac{1}{100}$	
Governing Body & Public Boards		1981 Property Taxes Collected	10,999,979.24	Local District School Taxes 1.39	6,094,415.59
Municipal Clerk		1981 Payments in Lieu of Taxes		Regional & Consolidated School Tax	
Financial Administration	10,500.00	Delinquent Tax & Lien Collections	229,223.07	School Taxes in Municipal Budget	
Assessment of Taxes	57,122.00	Business Personalty Replacement Taxes	157,259.64	County Taxes .33	1,445,134.34
Collection of Taxes	84,003.00	Taxes from Public Utilities	759,027.00	County Library Taxes	
Planning, Housing & Development	7,350.00	Other Miscellaneous Tax Revenues		Local Municipal Purpose Taxes .80	3,500,227.84
Human Resources		State Aid Revenues	166,616.66	Veteran & Senior Citizen Taxes	164,050.00
Elections		Federal Aid Revenues	10,580.96	Total Taxes for Rate Computation 2.52	11,203,827.77
General Administration (other)	524,281.68	State and Local Fiscal Assistance Act Utilized	193,261.00	Special District Taxes	
JUDICIARY	80,882.00	Sale of Acquired Property		Bank Corp. Taxes	40,597.68
Municipal Courts		Other Miscellaneous Revenues	581,218.36	Added and Omitted Taxes	159,568.31
PUBLIC SAFETY		Total	13,097,165.93	Total Taxes Levied - ABSTRACT	11,279,943.76
Fire Protection	168,240.00	Prior Years Surplus Appropriated	400,000.00	Total Taxes Billed	11,253,950.02
Police Protection	1,411,933.00	REVENUES TOTAL	13,497,165.93	1981 TAXES COLLECTED	10,999,979.24
Civil Defense & Disaster Control	3,900.00	Reserve For Uncollected Taxes	456,497.23	1981 Taxes Cancelled, Abated or Adjusted	16,073.60
Environmental Inspection & Control	54,763.00	CAPITAL OUTLAY TOTAL	1,026,121.88	Transfer to Tax Title Liens or Foreclosed	6,651.42
Other Public Safety				Balance Outstanding Dec. 31, 1981	231,245.70
PUBLIC WORKS	413,768.00	Public Enterprises		PRIOR YEARS TAXES OUTSTANDING	
Streets and Drainage	211,937.00	Recreation—Culture	9,548.05	Balance January 1, 1981	183,202.62
Sewers and Sewage Processing	340,791.00	Public Works	646,478.95	Collected in 1981	180,510.20
Public Buildings and Grounds	191,140.00	Buildings and Grounds	370,054.88	Cancelled, Abated or Adjusted 1981	6.86
Other Public Works	93,765.00	Library and Education		Transfers to Tax Title Liens or Foreclosed	2,150.56
HEALTH and WELFARE	117,956.00	Conservation		Balance December 31, 1981	535.00
Health Services Except Environmental	11,700.00	All Other		TAX TITLE LIENS OUTSTANDING	
Welfare-Public Assistance		CAPITAL DEBT AUTHORIZED, DECEMBER 31, 1981		Balance January 1, 1981	50,610.82
Hospitals, Clinics, First Aid		ISSUED AND UNISSUED		Transfer From Taxes	9,105.80
Animal, Insect, & Rodent Control		GROSS DEBT		Redeemed in 1981	48,712.87
Other Welfare Services		School 1,440,000		Cancelled, Abated or Adjusted (1981)	
RECREATION and CONSERVATION		Self-liquidating		Transfers to Foreclosed Property	
Beaches and Boardwalks	174,533.00	Other 2,949,150	2,949,150	Balance December 31, 1981	11,003.75
Parks, Playgrounds, Shade Trees	400.00	Total 4,389,150	2,949,150	PROPERTY ACQUIRED BY DEED OR FORECLOSURE	
Land Reclamation & Conservation	160,436.00	ISSUED AND OUTSTANDING		Balance January 1, 1981	10,925.00
Other Recreational Services		School 1,440,000.00		Transfers From Taxes or Liens	
EDUCATION (excluding schools)	279,165.00	Self-Liquidating		Sale for Cash (1981)	
Libraries	5,000.00	Other		Cancelled, Abated or Adjusted (1981)	
Other Educational Services		Total 4,026,500.00		Balance December 31, 1981	10,925.00
STATUTORY EXPENDITURES	490,565.83	EQUALIZED VALUATION BASIS		CURRENT FINANCES DECEMBER 31, 1981	
Pensions & F. I. C. A.	125,200.00	FOR NET DEBT COMPUTATION	395,484,443	ASSETS	
Employee Fringe Benefits	24,000.00	REAL PROPERTY VALUATIONS		Cash Dec. 31, 1981	1,515,161.57
Other Statutory Expenditures	55,000.00	Code Class # of Parcels % VAL'N		Taxes Receivable	231,780.70
CETA And Other Public Employment Programs	5,098,331.51	1 Vacant Land 124 2.65	7,808,900.00	Tax Title Liens	11,003.75
MUNICIPAL FUNCTIONS TOTAL	24,098.03	2 Residential 4473 72.48	213,314,600.00	Foreclosed Property	10,925.00
CAPITAL IMPROVEMENTS *MEMO*	65,000.00	3 Farm		Emergencies & Other Deferred Charges	
DEBT SERVICE	112,877.50	4a Commercial 223 9.79	28,627,500.00	State and Federal Aid Receivable	5,470.00
Principal Payments		4b Industrial 29 8.37	24,631,175.00	Other Receivables	4,095.58
Interest Payments		4c Apartments 50 6.70	19,733,400.00	Total	1,778,436.60
DEFERRED CHARGES	130,060.00	Total 4899	294,315,575.00	LIABILITIES, RESERVES, AND SURPLUS	
SCHOOL, COUNTY, SPECIAL DISTRICT TAXES	7,535,549.93	Land Area 2.60 Sq. Miles		Cash Liabilities	602,009.23
RESERVE FOR UNCOLLECTED TAXES	456,497.23	Net Valuation Taxable-Municipal	301,209,311	Reserves for Receivables	257,805.03
EXPENDITURES TOTAL	13,408,316.17	Net Valuation Taxable-County	406,068,520	Surplus Dec. 31, 1981	918,622.34
		State Equalized Valuation	435,420,579	Total	1,778,436.60
		State Equalization Ratio	68.70		

0257

Population 1980 14,084
 Population 1981 14,064
 S & P Rating
 Moody Rating A-1

General Tax Rate Per \$100. 2.15
 State Equalized Tax Rate 1.74

SADDLE BROOK TWP. - BERGEN CO.**Form of Government:****Mayor-Council Plan B (OMCL 50)****Number of Members on Governing Body - 7****PER CAPITA:**

Gross Debt 323.00
 Net Debt 274.19
 Debt Service 45.69
 Total Tax Levy 573.69
 Municipal Expenditures 268.06

PER CENT:

Gross Debt 1.09
 Net Debt .93
 Tax Levy Collected 97.96
 Tax Levy Cancelled, Abated or Adjusted .28

EXPENDITURES		REVENUES-REALIZED		1981 PROPERTY TAX	
GENERAL GOVERNMENT				STATE EQUALIZED TAX RATE 1.06	
Governing Body & Public Boards	21,334.26	1981 Property Taxes Collected	7,510,285.43	Local District School Taxes	4,865,539.50
Municipal Clerk	42,974.95	1981 Payments in Lieu of Taxes		Regional & Consolidated School Tax	
Financial Administration	51,709.74	Delinquent Tax & Lien Collections	111,389.49	School Taxes in Municipal Budget	
Assessment of Taxes	8,129.20	Business Personalty Replacement Taxes	362,886.68	County Taxes	1,608,496.69
Collection of Taxes	14,217.00	Taxes from Public Utilities	899,144.00	County Library Taxes	
Planning, Housing & Development	3,291.61	Other Miscellaneous Tax Revenues		Local Municipal Purpose Taxes	1,475,511.18
Human Resources		State Aid Revenues	128,573.29	Veteran & Senior Citizen Taxes	160,800.00
Elections	12,296.20	Federal Aid Revenues	22,818.24	Total Taxes for Rate Computation	8,110,347.37
General Administration (other)	343,490.99	State and Local Fiscal Assistance Act Utilized	154,085.28	Special District Taxes	
JUDICIARY		Sale of Acquired Property		Bank Corp. Taxes	29,999.80
Municipal Courts	27,428.05	Other Miscellaneous Revenues	315,587.73	Added and Omitted Taxes	88,760.23
PUBLIC SAFETY		Total	9,904,770.14	Total Taxes Levied - ABSTRACT	8,068,307.40
Fire Protection	56,954.98	Prior Years Surplus Appropriated	388,448.87	Total Taxes Billed	8,074,653.51
Police Protection	848,990.56	REVENUES TOTAL	10,293,219.01	1981 TAXES COLLECTED	7,910,285.43
Civil Defense & Disaster Control	4,800.00	Reserve For Uncollected Taxes	167,146.61	1981 Taxes Cancelled, Abated or Adjusted	22,641.18
Environmental Inspection & Control	28,090.70	CAPITAL OUTLAY TOTAL	925,517.41	Transfer to Tax Title Liens or Foreclosed	4,540.80
Other Public Safety				Balance Outstanding Dec. 31, 1981	137,186.10
PUBLIC WORKS				PRIOR YEARS TAXES OUTSTANDING	
Streets and Drainage	348,974.06	Public Enterprises		Balance January 1, 1981	123,297.23
Sewers and Sewage Processing	197,283.75	Recreation—Culture		Collected in 1981	111,389.49
Garbage and Trash Disposal	275,000.00	Public Works	696,142.37	Cancelled, Abated or Adjusted 1981	
Public Buildings and Grounds	24,909.00	Buildings and Grounds	229,375.04	Transfers to Tax Title Liens or Foreclosed	1,350.40
Other Public Works	55,019.27	Library and Education		Balance December 31, 1981	10,557.34
HEALTH and WELFARE		Conservation		TAX TITLE LIENS OUTSTANDING	
Health Services Except Environmental	23,706.98	All Other		Balance January 1, 1981	29,670.35
Welfare-Public Assistance	4,116.20	CAPITAL DEBT AUTHORIZED, DECEMBER 31, 1981		Transfer From Taxes	6,066.22
Hospitals, Clinics, First Aid		ISSUED AND UNISSUED		Redeemed in 1981	
Animal, Insect, & Rodent Control	1,620.00	School	415,000	Cancelled, Abated or Adjusted (1981)	
Other Welfare Services		Self-Liquidating	115,550	Transfers to Foreclosed Property	
RECREATION and CONSERVATION		Other	4,012,177	Balance December 31, 1981	35,736.61
Beaches and Boardwalks		Total	4,542,727	PROPERTY ACQUIRED BY DEED OR FORECLOSURE	
Parks, Playgrounds, Shade Trees	57,200.00	ISSUED AND OUTSTANDING		Balance January 1, 1981	34,649.00
Land Reclamation & Conservation		School	415,000.00	Transfers From Taxes or Liens	
Other Recreational Services	5,550.00	Self-Liquidating	50,000.00	Sale for Cash (1981)	
EDUCATION (excluding schools)		Other	3,554,000.00	Cancelled, Abated or Adjusted (1981)	
Libraries	122,100.00	Total	4,019,000.00	Balance December 31, 1981	34,649.00
Other Educational Services		EQUALIZED VALUATION BASIS		CURRENT FINANCES DECEMBER 31, 1981	
STATUTORY EXPENDITURES		FOR NET DEBT COMPUTATION	415,715,217	ASSETS	
Pensions & F. I. C. A.	204,661.06	REAL PROPERTY VALUATIONS		Cash Dec. 31, 1981	462,042.51
Employee Fringe Benefits	120,209.24	Code Class # of Parcels % VAL'N		Taxes Receivable	147,743.44
Other Statutory Expenditures	12,000.00	1 Vacant Land 151 2.29	8,430,600.00	Tax Title Liens	35,736.61
CETA And Other Public Employment Programs	14,747.73	2 Residential 3764 60.43	222,931,820.00	Foreclosed Property	34,649.00
MUNICIPAL FUNCTIONS TOTAL	2,930,805.53	3 Farm		Emergencies & Other Deferred Charges	106,080.43
CAPITAL IMPROVEMENTS *MEMO*	50,000.00	4a Commercial 109 16.20	59,784,100.00	State and Federal Aid Receivable	4,733.89
DEBT SERVICE		4b Industrial 90 19.11	70,505,200.00	Other Receivables	79,421.09
Principal Payments	468,000.00	4c Apartments 4 1.98	7,286,600.00	Total	870,406.97
Interest Payments	174,584.38	Total 4118	368,538,320.00	LIABILITIES, RESERVES, AND SURPLUS	
DEFERRED CHARGES	29,520.00	Land Area 2.70 Sq. Miles		Cash Liabilities	291,014.32
SCHOOL, COUNTY, SPECIAL DISTRICT TAXES	6,474,036.19	Net Valuation Taxable-Municipal	371,436,897	Reserves for Receivables	297,550.14
RESERVE FOR UNCOLLECTED TAXES	167,146.61	Net Valuation Taxable-County	451,300,848	Surplus Dec. 31, 1981	281,842.51
EXPENDITURES TOTAL	10,244,092.71	State Equalized Valuation	457,187,774	Total	870,406.97
		State Equalization Ratio	61.15		

0258

Population 1980 2,763
 Population 1981 2,825
 S & P Rating
 Moody Rating

General Tax Rate Per \$100. 1.64
 State Equalized Tax Rate 1.05

SADDLE RIVER BOROUGH - BERGEN CO.**Form of Government:****Borough Council****Number of Members on Governing Body - 6****PER CAPITA:**

Gross Debt 195.04
 Net Debt 168.50
 Debt Service 26.38
 Total Tax Levy 958.21
 Municipal Expenditures 478.80

PER CENT:

Gross Debt .25
 Net Debt .21
 Tax Levy Collected 95.04
 Tax Levy Cancelled, Abated or Adjusted .45

EXPENDITURES		REVENUES-REALIZED		1981 PROPERTY TAX	
GENERAL GOVERNMENT				STATE EQUALIZED TAX RATE	
Governing Body & Public Boards		1981 Property Taxes Collected	2,578,352.60	Local District School Taxes .51	1,312,704.92
Municipal Clerk		1981 Payments in Lieu of Taxes		Regional & Consolidated School Tax	
Financial Administration	17,400.00	Delinquent Tax & Lien Collections	75,328.10	School Taxes in Municipal Budget	
Assessment of Taxes	14,700.00	Business Personalty Replacement Taxes	4,954.92	County Taxes .33	832,365.79
Collection of Taxes	13,700.00	Taxes from Public Utilities	266,432.00	County Library Taxes	
Planning, Housing & Development	24,000.00	Other Miscellaneous Tax Revenues		Local Municipal Purpose Taxes .20	520,482.94
Human Resources	800.00	State Aid Revenues	16,550.18	Veteran & Senior Citizen Taxes	14,000.00
Elections		Federal Aid Revenues		Total Taxes for Rate Computation 1.04	2,679,613.65
General Administration (other)	158,400.00	State and Local Fiscal Assistance Act Utilized	10,856.00	Special District Taxes	
JUDICIARY		Sale of Acquired Property		Bank Corp. Taxes	4,352.87
Municipal Courts	11,300.00	Other Miscellaneous Revenues	291,123.67	Added and Omitted Taxes	36,990.76
PUBLIC SAFETY		Total	3,243,597.67	Total Taxes Levied - ABSTRACT	2,706,557.28
Fire Protection	35,000.00	Prior Years Surplus Appropriated	466,000.00	Total Taxes Billed	2,712,823.06
Police Protection	350,000.00	REVENUES TOTAL	3,709,597.67	1981 TAXES COLLECTED	2,578,352.60
Civil Defense & Disaster Control	100.00	Reserve For Uncollected Taxes	247,069.29	1981 Taxes Cancelled, Abated or Adjusted	12,143.10
Environmental Inspection & Control	24,000.00	CAPITAL OUTLAY TOTAL	300,358.36	Transfer to Tax Title Liens or Foreclosed	5,841.68
Other Public Safety				Balance Outstanding Dec. 31, 1981	116,485.68
PUBLIC WORKS				PRIOR YEARS TAXES OUTSTANDING	
Streets and Drainage	96,000.00	Public Enterprises		Balance January 1, 1981	75,507.00
Sewers and Sewage Processing		Recreation—Culture	3,040.00	Collected in 1981	75,328.10
Garbage and Trash Disposal	120,000.00	Public Works	44,343.87	Cancelled, Abated or Adjusted 1981	178.90
Public Buildings and Grounds	47,800.00	Buildings and Grounds	253,014.49	Transfers to Tax Title Liens or Foreclosed	
Other Public Works	5,000.00	Library and Education		Balance December 31, 1981	
HEALTH and WELFARE		Conservation		TAX TITLE LIENS OUTSTANDING	
Health Services Except Environmental	9,060.00	All Other		Balance January 1, 1981	7,661.08
Welfare-Public Assistance	100.00	CAPITAL DEBT AUTHORIZED, DECEMBER 31, 1981		Transfer From Taxes	5,841.68
Hospitals, Clinics, First Aid	1,856.00	ISSUED AND UNISSUED		Redeemed in 1981	
Animal, Insect, & Rodent Control		School	75,000	Cancelled, Abated or Adjusted (1981)	
Other Welfare Services		Self-liquidating		Transfers to Foreclosed Property	
RECREATION and CONSERVATION		Other	476,000	Balance December 31, 1981	13,502.76
Beaches and Boardwalks		Total	551,000	PROPERTY ACQUIRED BY DEED OR FORECLOSURE	
Parks, Playgrounds, Shade Trees	12,450.00	ISSUED AND OUTSTANDING		Balance January 1, 1981	
Land Reclamation & Conservation	1,400.00	School	75,000.00	Transfers From Taxes or Liens	
Other Recreational Services	600.00	Self-Liquidating		Sale for Cash (1981)	
EDUCATION (excluding schools)		Other	473,000.00	Cancelled, Abated or Adjusted (1981)	
Libraries		Total	548,000.00	Balance December 31, 1981	
Other Educational Services	500.00	EQUALIZED VALUATION BASIS		CURRENT FINANCES DECEMBER 31, 1981	
STATUTORY EXPENDITURES		FOR NET DEBT COMPUTATION	222,015,631	ASSETS	
Pensions & F. I. C. A.	68,700.00	REAL PROPERTY VALUATIONS		Cash Dec. 31, 1981	1,225,793.53
Employee Fringe Benefits	10,500.00	Code Class # of Parcels % VAL'N		Taxes Receivable	116,485.68
Other Statutory Expenditures	3,250.00	1 Vacant Land 183 7.53	12,240,320.00	Tax Title Liens	13,502.76
CETA And Other Public Employment Programs		2 Residential 884 90.19	146,570,800.00	Foreclosed Property	
MUNICIPAL FUNCTIONS		3 Farm 19 1.11	1,611,300.00	Emergencies & Other Deferred Charges	761.88
CAPITAL IMPROVEMENTS		4a Commercial 14 1.16	1,891,600.00	State and Federal Aid Receivable	
DEBT SERVICE		4b Industrial		Other Receivables	928.63
Principal Payments	34,170.00	4c Apartments		Total	1,357,472.48
Interest Payments	40,362.50	Total 1100	162,514,020.00	LIABILITIES, RESERVES, AND SURPLUS	
DEFERRED CHARGES		Land Area 4.90 Sq. Miles		Cash Liabilities	512,225.44
SCHOOL, COUNTY, SPECIAL DISTRICT TAXES		Net Valuation Taxable-Municipal	163,160,506	Reserves for Receivables	130,517.07
RESERVE FOR UNCOLLECTED TAXES		Net Valuation Taxable-County	232,514,443	Surplus Dec. 31, 1981	714,329.92
EXPENDITURES		State Equalized Valuation	255,690,460	Total	1,357,472.48
TOTAL		State Equalization Ratio	63.72		

Population 1980 6,959
Population 1981 7,001
S & P Rating
Moody Rating BAA-1

General Tax Rate Per \$100.

3.83
State Equalized Tax Rate
3.06

SALEM CITY - SALEM COUNTY

Form of Government:

Special Charter (P.L. 1858 c. 65)

Number of Members on Governing Body - 9

PER CAPITA

Gross Debt 492.93
Net Debt
Debt Service 42.42
Total Tax Levy 278.00
Municipal Expenditures 275.89

PER CENT:

Gross Debt 6.40
Net Debt
Tax Levy Collected 85.23
Tax Levy Cancelled, Abated
or Adjusted 3.77

EXPENDITURES		REVENUES-REALIZED		1981 PROPERTY TAX	
GENERAL GOVERNMENT		1981 Property Taxes Collected		STATE EQUALIZED TAX RATE →	
Governing Body & Public Boards			1,725,567.57	Local District School Taxes	1.51 547,474.00
Municipal Clerk				Regional & Consolidated School Tax	
Financial Administration	28,621.08	1981 Payments in Lieu of Taxes		School Taxes in Municipal Budget	.07 45,617.65
Assessment of Taxes	20,970.29	Delinquent Tax & Lien Collections	145,968.41	County Taxes	.85 530,772.77
Collection of Taxes	16,554.01	Business Personalty Replacement Taxes	237,464.80	County Library Taxes	
Planning, Housing & Development	46,055.03	Taxes from Public Utilities	368,555.00	Local Municipal Purpose Taxes	.63 352,546.03
Human Resources	8,500.00	Other Miscellaneous Tax Revenues		Veteran & Senior Citizen Taxes	
Elections		State Aid Revenues	345,312.56	Total Taxes for Rate Computation	3.06 1,965,060.45
General Administration (other)	145,163.82	Federal Aid Revenues		Special District Taxes	
JUDICIARY		State and Local Fiscal Assistance Act Utilized	82,892.43	Bank Corp. Taxes	12,449.43
Municipal Courts	10,075.50	Sale of Acquired Property	35,106.09	Added and Omitted Taxes	17,156.59
PUBLIC SAFETY		Other Miscellaneous Revenues	345,645.37	Total Taxes Levied - ABSTRACT	1,946,256.47
Fire Protection	42,675.38	Total	3,294,516.23	Total Taxes Billed	1,933,807.04
Police Protection	527,115.71	Prior Years Surplus Appropriated	284,761.00	1981 TAXES COLLECTED	1,725,567.57
Civil Defense & Disaster Control	1,455.52	REVENUES TOTAL	3,579,277.23	1981 Taxes Cancelled, Abated or Adjusted	72,847.45
Environmental Inspection & Control	6,321.00	Reserve For Uncollected Taxes	210,152.14	Transfer to Tax Title Liens or Foreclosed	5,568.27
Other Public Safety		CAPITAL OUTLAY TOTAL	377,125.73	Balance Outstanding Dec. 31, 1981	129,423.75
PUBLIC WORKS				PRIOR YEARS TAXES OUTSTANDING	
Streets and Drainage	265,784.68	Public Enterprises	96,356.57	Balance January 1, 1981	165,594.65
Sewers and Sewage Processing		Recreation—Culture		Collected in 1981	145,784.13
Garbage and Trash Disposal	28,176.11	Public Works	89,942.15	Cancelled, Abated or Adjusted 1981	435.54
Public Buildings and Grounds	17,552.94	Buildings and Grounds	44,831.01	Transfers to Tax Title Liens or Foreclosed	19,374.98
Other Public Works		Library and Education	146,000.00	Balance December 31, 1981	
HEALTH and WELFARE		Conservation		TAX TITLE LIENS OUTSTANDING	
Health Services Except Environmental	5,710.00	All Other		Balance January 1, 1981	37,485.97
Welfare-Public Assistance	4,624.00			Transfer From Taxes	25,685.43
Hospitals, Clinics, First Aid	1,000.00	CAPITAL DEBT AUTHORIZED, DECEMBER 31, 1981		Redeemed in 1981	4,184.28
Animal, Insect, & Rodent Control	3,260.00	ISSUED AND UNISSUED		Cancelled, Abated or Adjusted (1981)	
Other Welfare Services		School	2,594,000	Transfers to Foreclosed Property	19,300.67
RECREATION and CONSERVATION		Self-Liquidating	857,000	Balance December 31, 1981	39,686.45
Beaches and Boardwalks		Other		PROPERTY ACQUIRED BY DEED OR	
Parks, Playgrounds, Shade Trees	25,452.70	Total	3,451,000	FORECLOSURE	
Land Reclamation & Conservation		ISSUED AND OUTSTANDING		Balance January 1, 1981	67,050.00
Other Recreational Services		School	2,594,000.00	Transfers From Taxes or Liens	19,300.67
EDUCATION (excluding schools)		Self-Liquidating	796,000.00	Sale for Cash (1981)	35,106.09
Libraries	58,000.00	Other		Cancelled, Abated or Adjusted (1981)	
Other Educational Services		Total	3,390,000.00	Balance December 31, 1981	51,244.58
STATUTORY EXPENDITURES		EQUALIZED VALUATION BASIS		CURRENT FINANCES DECEMBER 31, 1981	
Pensions & F. I. C. A.	105,569.33	FOR NET DEBT COMPUTATION	53,901,326	ASSETS	
Employee Fringe Benefits	19,687.92	REAL PROPERTY VALUATIONS		Cash Dec. 31, 1981	1,257,590.11
Other Statutory Expenditures	8,000.00	Code Class # of Parcels % VAL'N		Taxes Receivable	129,423.75
CETA And Other Public Employment Programs		1 Vacant Land 221 1.09	522,775.00	Tax Title Liens	39,686.45
MUNICIPAL FUNCTIONS TOTAL	1,424,325.02	2 Residential 1619 53.44	25,538,375.00	Foreclosed Property	51,244.58
CAPITAL IMPROVEMENTS *MEMO*	50,000.00	3 Farm 14 .29	139,250.00	Emergencies & Other Deferred Charges	100,000.00
DEBT SERVICE		4a Commercial 166 22.82	10,907,750.00	State and Federal Aid Receivable	
Principal Payments	141,000.00	4b Industrial 16 14.17	6,773,100.00	Other Receivables	21,735.45
Interest Payments	155,991.67	4c Apartments 8 8.18	3,909,675.00	Total	1,600,080.34
TYPE I SCHL DEBT *MEMO	296,991.67	Total 2044	47,790,925.00	LIABILITIES, RESERVES, AND SURPLUS	
DEFERRED CHARGES		Land Area 2.70 Sq. Miles		Cash Liabilities	548,363.37
SCHOOL, COUNTY, SPECIAL DISTRICT TAXES	1,524,064.42	Net Valuation Taxable-Municipal	50,077,648	Reserves for Receivables	342,090.23
RESERVE FOR UNCOLLECTED TAXES	210,192.14	Net Valuation Taxable-County	62,325,681	Surplus Dec. 31, 1981	709,626.74
EXPENDITURES TOTAL	3,455,573.25	State Equalized Valuation	62,030,777	Total	1,600,080.34
		State Equalization Ratio	60.02		

1917

Population 1980 1,485
 Population 1981 1,510
 S & P Rating
 Moody Rating

General Tax Rate Per \$100.

3.31

State Equalized Tax Rate

2.12

SANDYSTON TOWNSHIP – SUSSEX CO.**Form of Government:****Township Committee****Number of Members on Governing Body – 3****PER CAPITA:**

Gross Debt 439.85

Net Debt

Debt Service

Total Tax Levy 658.41

Municipal Expenditures 207.37

PER CENT:

Gross Debt 1.58

Net Debt

Tax Levy Collected 88.30

Tax Levy Cancelled, Abated
or Adjusted .15

EXPENDITURES		REVENUES-REALIZED		1981 PROPERTY TAX	
GENERAL GOVERNMENT		1981 Property Taxes Collected		STATE EQUALIZED TAX RATE	
Governing Body & Public Boards			879,436.50	Local District School Taxes	.67 311,018.35
Municipal Clerk		1981 Payments in Lieu of Taxes		Regional & Consolidated School Tax	.87 405,466.54
Financial Administration	9,400.00	Delinquent Tax & Lien Collections	124,797.38	School Taxes in Municipal Budget	
Assessment of Taxes	7,300.00	Business Personalty Replacement Taxes	14,602.84	County Taxes	.56 * 259,236.68
Collection of Taxes	12,899.92	Taxes from Public Utilities	115,053.00	County Library Taxes	.03 13,727.80
Planning, Housing & Development	2,700.00	Other Miscellaneous Tax Revenues	1,024.92	Local Municipal Purpose Taxes	
Human Resources		State Aid Revenues	9,202.03	Veteran & Senior Citizen Taxes	
Elections		Federal Aid Revenues		Total Taxes for Rate Computation	2.13 1,011,449.37
General Administration (other)	24,200.00	State and Local Fiscal Assistance Act Utilized	12,276.00	Special District Taxes	
JUDICIARY		Sale of Acquired Property		Bank Corp. Taxes	
Municipal Courts	10,400.00	Other Miscellaneous Revenues	114,853.05	Added and Omitted Taxes	4,746.40
PUBLIC SAFETY		Total	1,271,245.72	Total Taxes Levied - ABSTRACT	994,195.77
Fire Protection	13,000.00	Prior Years Surplus Appropriated	100,300.00	Total Taxes Billed	996,015.48
Police Protection	2,600.00	REVENUES TOTAL	1,371,545.72	1981 TAXES COLLECTED	879,436.50
Civil Defense & Disaster Control	50.00	Reserve For Uncollected Taxes	130,821.68	1981 Taxes Cancelled, Abated or Adjusted	1,461.77
Environmental Inspection & Control	3,300.00			Transfer to Tax Title Liens or Foreclosed	27,241.82
Other Public Safety				Balance Outstanding Dec. 31, 1981	87,875.39
PUBLIC WORKS		CAPITAL OUTLAY TOTAL		PRIOR YEARS TAXES OUTSTANDING	
Streets and Drainage	65,076.00	Public Enterprises		Balance January 1, 1981	118,556.94
Sewers and Sewage Processing		Recreation—Culture		Collected in 1981	92,734.90
Garbage and Trash Disposal		Public Works		Cancelled, Abated or Adjusted 1981	11,925.38
Public Buildings and Grounds	3,500.00	Buildings and Grounds		Transfers to Tax Title Liens or Foreclosed	6,743.76
Other Public Works		Library and Education		Balance December 31, 1981	7,152.90
HEALTH and WELFARE		Conservation		TAX TITLE LIENS OUTSTANDING	
Health Services Except Environmental	7,800.90	All Other		Balance January 1, 1981	50,243.67
Welfare-Public Assistance	625.00			Transfer From Taxes	34,801.35
Hospitals, Clinics, First Aid	2,000.00	CAPITAL DEBT AUTHORIZED, DECEMBER 31, 1981		Redeemed in 1981	32,062.48
Animal, Insect, & Rodent Control	2,000.00	ISSUED AND UNISSUED GROSS DEBT NET DEBT		Cancelled, Abated or Adjusted (1981)	
Other Welfare Services		School 664,179		Transfers to Foreclosed Property	
RECREATION and CONSERVATION		Self-liquidating		Balance December 31, 1981	52,982.54
Beaches and Boardwalks		Other		PROPERTY ACQUIRED BY DEED OR	
Parks, Playgrounds, Shade Trees		Total 664,179		FORECLOSURE	
Land Reclamation & Conservation		ISSUED AND OUTSTANDING		Balance January 1, 1981	
Other Recreational Services	700.00	School 664,179.38		Transfers From Taxes or Liens	
EDUCATION (excluding schools)		Self-Liquidating		Sale for Cash (1981)	
Libraries		Other		Cancelled, Abated or Adjusted (1981)	
Other Educational Services		Total 664,179.38		Balance December 31, 1981	
STATUTORY EXPENDITURES		EQUALIZED VALUATION BASIS		CURRENT FINANCES DECEMBER 31, 1981	
Pensions & F. I. C. A.	8,900.00	FOR NET DEBT COMPUTATION	42,061,511	ASSETS	
Employee Fringe Benefits		REAL PROPERTY VALUATIONS		Cash Dec. 31, 1981	367,778.25
Other Statutory Expenditures	1,000.00	Code Class # of Parcels % VAL'N		Taxes Receivable	95,028.29
CETA And Other Public Employment Programs		1 Vacant Land 345 11.13	3,301,100.00	Tax Title Liens	52,982.54
MUNICIPAL FUNCTIONS TOTAL	177,451.82	2 Residential 784 71.48	21,196,200.00	Foreclosed Property	
CAPITAL IMPROVEMENTS *MEMU*	35,558.00	3 Farm 198 8.32	2,468,200.00	Emergencies & Other Deferred Charges	
DEBT SERVICE		4a Commercial 44 7.91	2,344,200.00	State and Federal Aid Receivable	
Principal Payments		4b Industrial 5 1.15	342,400.00	Other Receivables	27,447.71
Interest Payments		4c Apartments		Total	543,236.79
DEFERRED CHARGES	4,850.00	Total 1376	29,652,100.00	LIABILITIES, RESERVES, AND SURPLUS	
SCHOOL, COUNTY, SPECIAL DISTRICT TAXES	989,449.37	Land Area 41.40 Sq. Miles		Cash Liabilities	39,536.75
RESERVE FOR UNCOLLECTED TAXES	130,821.88	Net Valuation Taxable-Municipal	29,947,706	Reserves for Receivables	175,458.54
EXPENDITURES TOTAL	1,302,573.07	Net Valuation Taxable-County	42,978,866	Surplus Dec. 31, 1981	328,241.50
		State Equalized Valuation	46,540,303	Total	543,236.79
		State Equalization Ratio	64.12		

*Includes County Health Service Taxes or County Vocational School Taxes. See Table 13.

Population 1980 29,969
Population 1981 29,771
S & P Rating
Moody Rating AA

General Tax Rate Per \$100. 2.29
State Equalized Tax Rate 1.81

SAYREVILLE BOROUGH - MIDDLESEX CO.
Form of Government:
Borough Council
Number of Members on Governing Body - 6

PER CAPITA:
Gross Debt 943.06
Net Debt 565.74
Debt Service 31.32
Total Tax Levy 529.55
Municipal Expenditures 383.24

PER CENT:
Gross Debt 3.67
Net Debt 2.20
Tax Levy Collected 87.59
Tax Levy Cancelled, Abated or Adjusted 8.70

EXPENDITURES		REVENUES-REALIZED		1981 PROPERTY TAX	
GENERAL GOVERNMENT				STATE EQUALIZED TAX RATE →	
Governing Body & Public Boards		1981 Property Taxes Collected	13,794,438.84	Local District School Taxes 1.24	10,727,272.00
Municipal Clerk		1981 Payments in Lieu of Taxes		Regional & Consolidated School Tax	
Financial Administration	162,000.00	Delinquent Tax & Lien Collections	372,769.52	School Taxes in Municipal Budget	
Assessment of Taxes	234,500.00	Business Personalty Replacement Taxes	1,449,161.68	County Taxes .57	4,548,586.57
Collection of Taxes	94,900.00	Taxes from Public Utilities	8,072,169.00	County Library Taxes	
Planning, Housing & Development	162,610.00	Other Miscellaneous Tax Revenues		Local Municipal Purpose Taxes	
Human Resources	20,000.00	State Aid Revenues	250,687.19	Veteran & Senior Citizen Taxes	284,200.00
Elections	19,000.00	Federal Aid Revenues	15,919.78	Total Taxes for Rate Computation 1.81	15,960,058.57
General Administration (other)	775,300.00	State and Local Fiscal Assistance Act Utilized	410,609.00	Special District Taxes	
JUDICIARY		Sale of Acquired Property		Bank Corp. Taxes	21,149.18
Municipal Courts	83,800.00	Other Miscellaneous Revenues	2,153,795.71	Added and Omitted Taxes	68,331.32
PUBLIC SAFETY		Total	26,519,550.72	Total Taxes Levied - ABSTRACT	15,765,339.07
Fire Protection	169,000.00	Prior Years Surplus Appropriated	3,000,000.00	Total Taxes Billed	15,749,495.71
Police Protection	2,245,700.00	REVENUES TOTAL	29,519,550.72	1981 TAXES COLLECTED	13,754,438.84
Civil Defense & Disaster Control	8,000.00	Reserve For Uncollected Taxes	813,362.25	1981 Taxes Cancelled, Abated or Adjusted	1,369,619.70
Environmental Inspection & Control	161,990.00	CAPITAL OUTLAY TOTAL	1,075,147.73	Transfer to Tax Title Liens or Foreclosed	25,575.48
Other Public Safety		Public Enterprises	575,024.70	Balance Outstanding Dec. 31, 1981	559,861.69
PUBLIC WORKS		Recreation—Culture	132,693.35	PRIOR YEARS TAXES OUTSTANDING	
Streets and Drainage	1,023,500.00	Public Works	301,958.81	Balance January 1, 1981	747,329.97
Sewers and Sewage Processing	584,858.00	Buildings and Grounds	64,730.62	Collected in 1981	344,479.65
Garbage and Trash Disposal	647,000.00	Library and Education	740.25	Cancelled, Abated or Adjusted 1981	299,938.96
Public Buildings and Grounds	459,500.00	Conservation		Transfers to Tax Title Liens or Foreclosed	7,700.51
Other Public Works	247,100.00	All Other		Balance December 31, 1981	95,210.85
HEALTH and WELFARE		CAPITAL DEBT AUTHORIZED, DECEMBER 31, 1981		TAX TITLE LIENS OUTSTANDING	
Health Services Except Environmental	64,700.00	ISSUED AND UNISSUED GROSS DEBT		Balance January 1, 1981	142,484.10
Welfare-Public Assistance	24,100.00	School 4,989,000		Transfer From Taxes	34,593.24
Hospitals, Clinics, First Aid	8,800.00	Self-liquidating 3,911,000		Redeemed in 1981	28,289.87
Animal, Insect, & Rodent Control	8,100.00	Other 19,175,969	16,842,569	Cancelled, Abated or Adjusted (1981)	39,906.60
Other Welfare Services		Total 28,075,969	16,842,569	Transfers to Foreclosed Property	
RECREATION and CONSERVATION		ISSUED AND OUTSTANDING		Balance December 31, 1981	108,880.67
Beaches and Boardwalks		School 4,989,000.00		PROPERTY ACQUIRED BY DEED OR FORECLOSURE	
Parks, Playgrounds, Shade Trees	349,350.00	Self-Liquidating 3,144,000.00		Balance January 1, 1981	57,935.00
Land Reclamation & Conservation	3,000.00	Other 15,620,000.00		Transfers From Taxes or Liens	
Other Recreational Services	235,000.00	Total 23,753,000.00		Sale for Cash (1981)	
EDUCATION (excluding schools)		EQUALIZED VALUATION BASIS FOR NET DEBT COMPUTATION	764,184.168	Cancelled, Abated or Adjusted (1981)	
Libraries	276,000.00	REAL PROPERTY VALUATIONS		Balance December 31, 1981	57,935.00
Other Educational Services	237,900.00	Code Class # of Parcels % VAL'N		CURRENT FINANCES DECEMBER 31, 1981	
STATUTORY EXPENDITURES		1 Vacant Land 874 5.83	39,566,300.00	ASSETS	
Pensions & F. I. C. A.	613,000.00	2 Residential 7859 57.26	388,886,300.00	Cash Dec. 31, 1981	12,215,612.89
Employee Fringe Benefits	200,000.00	3 Farm 5 .02	154,800.00	Taxes Receivable	655,072.54
Other Statutory Expenditures	20,000.00	4a Commercial 343 8.39	56,954,300.00	Tax Title Liens	108,880.67
CETA And Other Public Employment Programs	108,096.00	4b Industrial 31 25.65	174,208,300.00	Foreclosed Property	57,935.00
MUNICIPAL FUNCTIONS TOTAL	9,650,804.00	4c Apartments 11 2.85	19,351,800.00	Emergencies & Other Deferred Charges	25,000.00
CAPITAL IMPROVEMENTS *MEMO*	100,000.00	Total 9123	679,121,800.00	State and Federal Aid Receivable	73,552.80
DEBT SERVICE		Land Area 16.60 Sq. Miles		Other Receivables	380,849.93
Principal Payments	196,000.00	Net Valuation Taxable-Municipal	684,767,004	Total	13,516,904.03
Interest Payments	736,320.00	Net Valuation Taxable-County	937,013,522	LIABILITIES, RESERVES, AND SURPLUS	
DEFERRED CHARGES		State Equalized Valuation	863,867,449	Cash Liabilities	7,325,609.03
SCHOOL, COUNTY, SPECIAL DISTRICT TAXES	12,824.43	State Equalization Ratio 79.14		Reserves for Receivables	1,169,611.96
RESERVE FOR UNCOLLECTED TAXES	813,362.25			Surplus Dec. 31, 1981	5,021,683.04
EXPENDITURES TOTAL	27,085,169.25			Total	13,516,904.03

2016

Population 1980 20,774

Population 1981 20,941

S & P Rating

Moody Rating AA

General Tax Rate Per \$100.

5.10

State Equalized Tax Rate

2.57

SCOTCH PLAINS TOWNSHIP - UNION CO.

Form of Government:

Council-Manager Plan E (OMCL 50)

Number of Members on Governing Body - 5

PER CAPITA:

Gross Debt 267.26

Net Debt 88.11

Debt Service 12.22

Total Tax Levy 751.33

Municipal Expenditures 272.94

PER CENT:

Gross Debt 1.05

Net Debt .35

Tax Levy Collected 97.06

Tax Levy Cancelled, Abated

or Adjusted .16

EXPENDITURES		REVENUES-REALIZED		1981 PROPERTY TAX	
GENERAL GOVERNMENT		1981 Property Taxes Collected		STATE EQUALIZED TAX RATE	
Governing Body & Public Boards		15,265,972.35		Local District School Taxes	
Municipal Clerk		1981 Payments in Lieu of Taxes		Regional & Consolidated School Tax 1.77	
Financial Administration	80,895.00	Delinquent Tax & Lien Collections		School Taxes in Municipal Budget	
Assessment of Taxes	37,255.00	Business Personalty Replacement Taxes		County Taxes	
Collection of Taxes	44,114.00	Taxes from Public Utilities		County Library Taxes	
Planning, Housing & Development	21,968.00	Other Miscellaneous Tax Revenues		Local Municipal Purpose Taxes	
Human Resources		State Aid Revenues		Veteran & Senior Citizen Taxes	
Elections	3,550.00	Federal Aid Revenues		Total Taxes for Rate Computation	
General Administration (other)	737,366.91	State and Local Fiscal Assistance Act Utilized		Special District Taxes	
JUDICIARY		Sale of Acquired Property		Bank Corp. Taxes	
Municipal Courts	35,203.00	Other Miscellaneous Revenues		Added and Omitted Taxes	
PUBLIC SAFETY		Total		Total Taxes Levied - ABSTRACT	
Fire Protection	238,370.00	Prior Years Surplus Appropriated		Total Taxes Billed	
Police Protection	1,153,317.40	REVENUES TOTAL		1981 TAXES COLLECTED	
Civil Defense & Disaster Control	8,675.00	Reserve For Uncollected Taxes		1981 Taxes Cancelled, Abated or Adjusted	
Environmental Inspection & Control	76,208.00	CAPITAL OUTLAY TOTAL		Transfer to Tax Title Liens or Foreclosed	
Other Public Safety		Public Enterprises		Balance Outstanding Dec. 31, 1981	
PUBLIC WORKS		Recreation—Culture		PRIOR YEARS TAXES OUTSTANDING	
Streets and Drainage	718,898.00	Public Works		Balance January 1, 1981	
Sewers and Sewage Processing	371,004.00	Buildings and Grounds		Collected in 1981	
Garbage and Trash Disposal		Library and Education		Cancelled, Abated or Adjusted 1981	
Public Buildings and Grounds	64,857.00	Conservation		Transfers to Tax Title Liens or Foreclosed	
Other Public Works	101,310.00	All Other		Balance December 31, 1981	
HEALTH and WELFARE		CAPITAL DEBT AUTHORIZED, DECEMBER 31, 1981		TAX TITLE LIENS OUTSTANDING	
Health Services Except Environmental	37,545.00	ISSUED AND UNISSUED GROSS DEBT NET DEBT		Balance January 1, 1981	
Welfare-Public Assistance	11,166.00	School 3,590,245		Transfer From Taxes	
Hospitals, Clinics, First Aid		Self-liquidating 2,006,500		Redeemed in 1981	
Animal, Insect, & Rodent Control		Other 1,845,197		Cancelled, Abated or Adjusted (1981)	
Other Welfare Services		Total 5,596,745		Transfers to Foreclosed Property	
RECREATION and CONSERVATION		ISSUED AND OUTSTANDING		Balance December 31, 1981	
Beaches and Boardwalks		School 3,590,245.07		PROPERTY ACQUIRED BY DEED OR	
Parks, Playgrounds, Shade Trees	120,441.00	Self-Liquidating 1,394,000.00		FORECLOSURE	
Land Reclamation & Conservation		Other 4,984,245.07		Balance January 1, 1981	
Other Recreational Services	72,500.00	EQUALIZED VALUATION BASIS		Transfers From Taxes or Liens	
EDUCATION (excluding schools)		FOR NET DEBT COMPUTATION		Sale for Cash (1981)	
Libraries	213,100.00	REAL PROPERTY VALUATIONS		Cancelled, Abated or Adjusted (1981)	
Other Educational Services		Code Class # of Parcels % VAL'N ASSESSED VALUATION		Transfers to Foreclosed Property	
STATUTORY EXPENDITURES		1 Vacant Land 284 1.47 4,445,700.00		Balance December 31, 1981	
Pensions & F. I. C. A.	451,401.00	2 Residential 6138 85.86 259,394,700.00		FORECLOSURE	
Employee Fringe Benefits		3 Farm 19 .28 857,100.00		Balance January 1, 1981	
Other Statutory Expenditures	10,000.00	4a Commercial 238 8.75 26,421,500.00		Transfers From Taxes or Liens	
CETA And Other Public Employment Programs		4b Industrial 25 1.08 3,263,500.00		Sale for Cash (1981)	
MUNICIPAL FUNCTIONS TOTAL	4,609,144.31	4c Apartments 5 2.56 7,729,300.00		Cancelled, Abated or Adjusted (1981)	
CAPITAL IMPROVEMENTS *MENU*	7,100.00	Total 6709 302,111,800.00		Transfers to Foreclosed Property	
DEBT SERVICE		Land Area 9.20 Sq. Miles		Balance December 31, 1981	
Principal Payments	180,000.00	Net Valuation Taxable-Municipal		CURRENT FINANCES DECEMBER 31, 1981	
Interest Payments	75,933.75	Net Valuation Taxable-County		ASSETS	
DEFERRED CHARGES	242.40	State Equalized Valuation		Cash Dec. 31, 1981	
SCHOOL, COUNTY, SPECIAL DISTRICT TAXES	13,383,819.82	State Equalization Ratio		Taxes Receivable	
RESERVE FOR UNCOLLECTED TAXES	850,411.00			Tax Title Liens	
EXPENDITURES TOTAL	19,099,551.28			Foreclosed Property	
				Emergencies & Other Deferred Charges	
				State and Federal Aid Receivable	
				Other Receivables	
				Total	
				LIABILITIES, RESERVES, AND SURPLUS	
				Cash Liabilities	
				Reserves for Receivables	
				Surplus Dec. 31, 1981	
				Total	

Population 1980 1,812
 Population 1981 1,793
 S & P Rating
 Moody Rating BAA-1

General Tax Rate Per \$100.

4.46

State Equalized Tax Rate

2.22

SEA BRIGHT BOROUGH - MONMOUTH CO.

Form of Government:

Borough Council

Number of Members on Governing Body - 6

PER CAPITA:

Gross Debt 767.81
 Net Debt 681.65
 Debt Service 53.76
 Total Tax Levy 811.98
 Municipal Expenditures 600.63

PER CENT:

Gross Debt 2.39
 Net Debt 2.13
 Tax Levy Collected 93.83
 Tax Levy Cancelled, Abated or Adjusted

EXPENDITURES	REVENUES-REALIZED	1981 PROPERTY TAX
GENERAL GOVERNMENT		STATE EQUALIZED TAX RATE
Governing Body & Public Boards		Local District School Taxes .24 157,980.00
Municipal Clerk		Regional & Consolidated School Tax .68 446,758.50
Financial Administration 8,379.00	1981 Property Taxes Collected 1,361,545.53	School Taxes in Municipal Budget
Assessment of Taxes 6,000.00	1981 Payments in Lieu of Taxes	County Taxes .48 312,472.75
Collection of Taxes 13,615.00	Delinquent Tax & Lien Collections 59,943.00	County Library Taxes .02 11,624.56
Planning, Housing & Development 6,845.00	Business Personalty Replacement Taxes 34,871.76	Local Municipal Purpose Taxes .80 520,416.00
Human Resources	Taxes from Public Utilities 59,193.00	Veteran & Senior Citizen Taxes 14,000.00
Elections	Other Miscellaneous Tax Revenues	Total Taxes for Rate Computation 2.22 1,463,251.81
General Administration (other) 138,489.00	State Aid Revenues 15,567.69	Special District Taxes
JUDICIARY	Federal Aid Revenues	Bank Corp. Taxes 4,774.21
Municipal Courts 18,329.00	State and Local Fiscal Assistance Act Utilized 36,021.00	Added and Omitted Taxes 1,850.90
PUBLIC SAFETY	Sale of Acquired Property	Total Taxes Levied - ABSTRACT 1,455,876.52
Fire Protection 30,885.00	Other Miscellaneous Revenues 203,545.41	Total Taxes Billed 1,451,102.71
Police Protection 257,017.00	Total 1,811,067.39	1981 TAXES COLLECTED
Civil Defense & Disaster Central 2,200.00	Prior Years Surplus Appropriated 201,000.00	1981 Taxes Cancelled, Abated or Adjusted
Environmental Inspection & Central 7,452.00	REVENUES TOTAL 2,012,067.39	Transfer to Tax Title Liens or Foreclosed
Other Public Safety	Reserve For Uncollected Taxes 76,180.00	Balance Outstanding Dec. 31, 1981 89,557.18
PUBLIC WORKS	CAPITAL OUTLAY TOTAL 199,389.17	PRIOR YEARS TAXES OUTSTANDING
Streets and Drainage 84,097.00	Public Enterprises	Balance January 1, 1981 70,224.67
Sewers and Sewage Processing 112,705.00	Recreation—Culture	Collected in 1981 59,943.00
Garbage and Trash Disposal 44,496.00	Public Works	Cancelled, Abated or Adjusted 1981
Public Buildings and Grounds 14,907.00	Buildings and Grounds 199,389.17	Transfers to Tax Title Liens or Foreclosed
Other Public Works	Library and Education	Balance December 31, 1981 10,281.67
HEALTH and WELFARE	Conservation	TAX TITLE LIENS OUTSTANDING
Health Services Except Environmental 15,613.00	All Other	Balance January 1, 1981 4,354.99
Welfare-Public Assistance 2,500.00	CAPITAL DEBT AUTHORIZED, DECEMBER 31, 1981	Transfer From Taxes
Hospitals, Clinics, First Aid 800.00	ISSUED AND UNISSUED GROSS DEBT NET DEBT	Redeemed in 1981
Animal, Insect, & Rodent Control	School 154,487	Cancelled, Abated or Adjusted (1981)
Other Welfare Services	Self-liquidating	Transfers to Foreclosed Property
RECREATION and CONSERVATION	Other 1,222,196	Balance December 31, 1981 4,354.99
Beaches and Boardwalks 51,110.63	Total 1,376,683	PROPERTY ACQUIRED BY DEED OR FORECLOSURE
Parks, Playgrounds, Shade Trees 17,000.00	ISSUED AND OUTSTANDING	Balance January 1, 1981 3,800.00
Land Reclamation & Conservation	School 154,487.35	Transfers From Taxes or Liens
Other Recreational Services	Self-Liquidating 808,882.00	Sale for Cash (1981)
EDUCATION (excluding schools)	Other 563,369.35	Cancelled, Abated or Adjusted (1981)
Libraries	Total	Balance December 31, 1981 3,800.00
Other Educational Services	EQUALIZED VALUATION BASIS	CURRENT FINANCES DECEMBER 31, 1981
STATUTORY EXPENDITURES	FOR NET DEBT COMPUTATION 57,495,529	ASSETS
Pensions & F. I. C. A. 54,915.00	REAL PROPERTY VALUATIONS	Cash Dec. 31, 1981 479,417.56
Employee Fringe Benefits 8,000.00	Code Class # of Parcels % VAL'N ASSESSED VALUATION	Taxes Receivable 99,838.85
Other Statutory Expenditures	1 Vacant Land 182 2.24 722,720.00	Tax Title Liens 4,354.99
CETA And Other Public Employment Programs	2 Residential 674 55.41 17,915,150.00	Foreclosed Property 3,800.00
MUNICIPAL FUNCTIONS TOTAL 899,354.63	3 Farm	Emergencies & Other Deferred Charges
CAPITAL IMPROVEMENTS *MEMO* 10,000.00	4a Commercial 83 30.21 5,766,400.00	State and Federal Aid Receivable
DEBT SERVICE	4b Industrial	Other Receivables 13,221.67
Principal Payments 45,980.00	4c Apartments 16 12.15 3,929,350.00	Total 600,633.47
Interest Payments 50,408.09	Total 955 32,333,620.00	LIABILITIES, RESERVES, AND SURPLUS
DEFERRED CHARGES 5,000.00	Land Area .60 Sq. Miles	Cash Liabilities 236,623.07
SCHOOL, COUNTY, SPECIAL DISTRICT TAXES 928,835.81	Net Valuation Taxable-Municipal 32,521,254	Reserves for Receivables 121,215.51
RESERVE FOR UNCOLLECTED TAXES 76,180.00	Net Valuation Taxable-County 58,890,809	Surplus Dec. 31, 1981 242,794.89
EXPENDITURES TOTAL 2,005,764.53	State Equalized Valuation 65,127,622	Total 600,633.47
	State Equalization Ratio 49.79	

1344

Population 1980 2,650
 Population 1981 2,638
 S & P Rating
 Moody Rating A

General Tax Rate Per \$100. 3.57
 State Equalized Tax Rate 1.52

SEA GIRT BOROUGH - MONMOUTH CO.

Form of Government:

Borough Council

Number of Members on Governing Body - 6

PER CAPITA:

Gross Debt 586.12
 Net Debt 300.42
 Debt Service 57.63
 Total Tax Levy 858.91
 Municipal Expenditures 490.98

PER CENT:

Gross Debt 1.19
 Net Debt .61
 Tax Levy Collected 96.78
 Tax Levy Cancelled, Abated or Adjusted

EXPENDITURES		REVENUES-REALIZED		1981 PROPERTY TAX	
GENERAL GOVERNMENT				STATE EQUALIZED TAX RATE .63	
Governing Body & Public Boards				Local District School Taxes	932,057.00
Municipal Clerk				Regional & Consolidated School Tax	
Financial Administration	5,000.00			School Taxes in Municipal Budget	
Assessment of Taxes	65,270.00			County Taxes	691,897.19
Collection of Taxes	15,636.00			County Library Taxes	25,740.60
Planning, Housing & Development	5,749.00			Local Municipal Purpose Taxes	610,900.00
Human Resources	500.00			Veteran & Senior Citizen Taxes	21,400.00
Elections				Total Taxes for Rate Computation	2,281,994.79
General Administration (other)	159,712.00			Special District Taxes	
JUDICIARY				Bank Corp. Taxes	2,099.19
Municipal Courts	10,687.00			Added and Omitted Taxes	3,118.57
PUBLIC SAFETY				Total Taxes Levied - ABSTRACT	2,265,812.55
Fire Protection	24,000.00			Total Taxes Billed	2,263,744.45
Police Protection	272,199.00			1981 TAXES COLLECTED	2,190,885.26
Civil Defense & Disaster Control	1,550.00			1981 Taxes Cancelled, Abated or Adjusted	71.39
Environmental Inspection & Control	5,848.00			Transfer to Tax Title Liens or Foreclosed	
Other Public Safety				Balance Outstanding Dec. 31, 1981	72,787.80
PUBLIC WORKS				PRIOR YEARS TAXES OUTSTANDING	
Streets and Drainage	107,023.15			Balance January 1, 1981	60,455.29
Sewers and Sewage Processing				Collected in 1981	60,455.29
Garbage and Trash Disposal	85,247.00			Cancelled, Abated or Adjusted 1981	
Public Buildings and Grounds	23,180.00			Transfers to Tax Title Liens or Foreclosed	
Other Public Works				Balance December 31, 1981	
HEALTH and WELFARE				TAX TITLE LIENS OUTSTANDING	
Health Services Except Environmental	5,783.00			Balance January 1, 1981	
Welfare-Public Assistance	1,100.00			Transfer From Taxes	
Hospitals, Clinics, First Aid				Redeemed in 1981	
Animal, Insect, & Rodent Control				Cancelled, Abated or Adjusted (1981)	
Other Welfare Services				Transfers to Foreclosed Property	
RECREATION and CONSERVATION				Balance December 31, 1981	
Beaches and Boardwalks	118,877.00			PROPERTY ACQUIRED BY DEED OR	
Parks, Playgrounds, Shade Trees	33,199.00			FORECLOSURE	
Land Reclamation & Conservation				Balance January 1, 1981	3,200.00
Other Recreational Services	4,369.00			Transfers From Taxes or Liens	
EDUCATION (excluding schools)				Sale for Cash (1981)	
Libraries	2,818.00			Cancelled, Abated or Adjusted (1981)	
Other Educational Services				Balance December 31, 1981	3,200.00
STATUTORY EXPENDITURES				CURRENT FINANCES DECEMBER 31, 1981	
Pensions & F. I. C. A.	66,824.01			ASSETS	
Employee Fringe Benefits	25,000.00			Cash Dec. 31, 1981	1,003,059.74
Other Statutory Expenditures	3,500.00			Taxes Receivable	72,787.80
CETA And Other Public Employment Programs				Tax Title Liens	
MUNICIPAL FUNCTIONS TOTAL	1,047,071.16			Foreclosed Property	3,200.00
CAPITAL IMPROVEMENTS *MEMU*	5,500.00			Emergencies & Other Deferred Charges	60,000.00
DEBT SERVICE				State and Federal Aid Receivable	
Principal Payments	55,000.00			Other Receivables	
Interest Payments	97,024.23			Total	1,139,047.54
DEFERRED CHARGES				LIABILITIES, RESERVES, AND SURPLUS	
SCHOOL, COUNTY, SPECIAL DISTRICT TAXES	5,302.00			Cash Liabilities	711,142.37
RESERVE FOR UNCOLLECTED TAXES	1,649,654.79			Reserves for Receivables	75,987.80
EXPENDITURES TOTAL	2,944,897.40			Surplus Dec. 31, 1981	351,917.37
				Total	1,139,047.54

0509

Population 1980 2,044
 Population 1981 2,729
 S & P Rating AAA
 Moody Rating BAA-1

General Tax Rate Per \$100.

1.62

State Equalized Tax Rate

1.03

SEA ISLE CITY - CAPE MAY COUNTY

Form of Government:

Commission (1911)

Number of Members on Governing Body - 3

PER CAPITA:

Gross Debt 2,465.75
 Net Debt 1,545.09
 Debt Service 167.85
 Total Tax Levy 1,290.91
 Municipal Expenditures 1,119.78

PER CENT:

Gross Debt 2.50
 Net Debt 1.56
 Tax Levy Collected 96.29
 Tax Levy Cancelled, Abated or Adjusted .07

EXPENDITURES		REVENUES-REALIZED		1981 PROPERTY TAX	
GENERAL GOVERNMENT		1981 Property Taxes Collected		STATE EQUALIZED TAX RATE	
Governing Body & Public Boards			3,391,830.00	Local District School Taxes .26 858,566.00	
Municipal Clerk		1981 Payments in Lieu of Taxes		Regional & Consolidated School Tax	
Financial Administration	114,579.41	Delinquent Tax & Lien Collections	139,245.91	School Taxes in Municipal Budget .01 41,695.00	
Assessment of Taxes	153,500.00	Business Personalty Replacement Taxes	18,816.52	County Taxes .34 1,140,578.39	
Collection of Taxes	59,900.40	Taxes from Public Utilities	210,477.00	County Library Taxes .02 67,743.21	
Planning, Housing & Development	9,200.00	Other Miscellaneous Tax Revenues		Local Municipal Purpose Taxes .40 1,329,452.12	
Human Resources		State Aid Revenues	17,656.22	Veteran & Senior Citizen Taxes 43,600.00	
Elections	2,603.83	Federal Aid Revenues		Total Taxes for Rate Computation 1.03 3,481,634.72	
General Administration (other)	258,903.55	State and Local Fiscal Assistance Act Utilized	81,952.00	Special District Taxes	
JUDICIARY		Sale of Acquired Property		Bank Corp. Taxes 234.46	
Municipal Courts	36,850.00	Other Miscellaneous Revenues	765,716.68	Added and Omitted Taxes 84,631.33	
PUBLIC SAFETY		Total	4,625,774.33	Total Taxes Levied - ABSTRACT 3,522,900.51	
Fire Protection	31,321.17	Prior Years Surplus Appropriated	500,000.00	Total Taxes Billed 3,522,666.05	
Police Protection	524,920.90	REVENUES TOTAL	5,125,774.33	1981 TAXES COLLECTED 3,351,830.00	
Civil Defense & Disaster Control	14,800.00	Reserve For Uncollected Taxes	170,300.00	1981 Taxes Cancelled, Abated or Adjusted 2,472.34	
Environmental Inspection & Control	99,719.74	CAPITAL OUTLAY TOTAL	462,752.70	Transfer to Tax Title Liens or Foreclosed 5,957.48	
Other Public Safety				Balance Outstanding Dec. 31, 1981 122,406.23	
PUBLIC WORKS				PRIOR YEARS TAXES OUTSTANDING	
Streets and Drainage	264,162.48	Public Enterprises	47,373.26	Balance January 1, 1981 141,292.21	
Sewers and Sewage Processing		Recreation—Culture	8,877.33	Collected in 1981 138,421.57	
Garbage and Trash Disposal	146,905.79	Public Works	381,659.29	Cancelled, Abated or Adjusted 1981	
Public Buildings and Grounds	86,875.87	Buildings and Grounds	24,842.82	Transfers to Tax Title Liens or Foreclosed 2,870.64	
Other Public Works		Library and Education		Balance December 31, 1981	
HEALTH and WELFARE		Conservation		TAX TITLE LIENS OUTSTANDING	
Health Services Except Environmental	775.00	All Other		Balance January 1, 1981 17,547.23	
Welfare-Public Assistance	4,550.00			Transfer From Taxes 9,093.09	
Hospitals, Clinics, First Aid		CAPITAL DEBT AUTHORIZED, DECEMBER 31, 1981		Redeemed in 1981 824.34	
Animal, Insect, & Rodent Control		ISSUED AND UNISSUED GROSS DEBT NET DEBT		Cancelled, Abated or Adjusted (1981)	
Other Welfare Services		School 227,000	277,526	Transfers to Foreclosed Property	
RECREATION and CONSERVATION		Self-Liquidating 2,558,000	3,939,037	Balance December 31, 1981 25,815.98	
Beaches and Boardwalks	261,030.88	Other 3,944,037	4,216,563	PROPERTY ACQUIRED BY DEED OR FORECLOSURE	
Parks, Playgrounds, Shade Trees		Total 6,729,037		Balance January 1, 1981 41,233.00	
Land Reclamation & Conservation		ISSUED AND OUTSTANDING		Transfers From Taxes or Liens	
Other Recreational Services	27,700.00	School 227,000.00	2,408,000.00	Sale for Cash (1981)	
EDUCATION (excluding schools)		Self-Liquidating 2,408,000.00	3,025,000.00	Cancelled, Abated or Adjusted (1981)	
Libraries	1,299.98	Other 3,025,000.00	5,660,000.00	Balance December 31, 1981 41,233.00	
Other Educational Services		Total 5,660,000.00		CURRENT FINANCES DECEMBER 31, 1981	
STATUTORY EXPENDITURES		EQUALIZED VALUATION BASIS FOR NET DEBT COMPUTATION	269,653,773	ASSETS	
Pensions & F. I. C. A.	139,312.00	REAL PROPERTY VALUATIONS		Cash Dec. 31, 1981 868,601.49	
Employee Fringe Benefits	104,226.00	Code Class # of Parcels % VAL'N		Taxes Receivable 122,406.23	
Other Statutory Expenditures	19,000.00	1 Vacant Land 770 5.96	12,600,600.00	Tax Title Liens 25,815.98	
CETA And Other Public Employment Programs		2 Residential 3188 86.61	183,093,000.00	Foreclosed Property 41,233.00	
MUNICIPAL FUNCTIONS TOTAL	2,402,137.00	3 Farm		Emergencies & Other Deferred Charges 178,720.00	
CAPITAL IMPROVEMENTS *MEMO*	35,000.00	4a Commercial 131 7.06	14,925,200.00	State and Federal Aid Receivable 2,591.10	
DEBT SERVICE		4b Industrial		Other Receivables 5,647.50	
Principal Payments	220,000.00	4c Apartments 6 .37	788,450.00	Total 1,245,015.30	
Interest Payments	238,070.00	Total 4095	211,407,250.00	LIABILITIES, RESERVES, AND SURPLUS	
TYPE I SCHL DEBT *MEMO	41,695.00	Land Area 2.39 Sq. Miles		Cash Liabilities 718,974.03	
DEFERRED CHARGES	25,360.00	Net Valuation Taxable-Municipal	212,487,685	Reserves for Receivables 195,102.71	
SCHOOL, COUNTY, SPECIAL DISTRICT TAXES	2,108,582.60	Net Valuation Taxable-County	271,084,253	Surplus Dec. 31, 1981 330,938.56	
RESERVE FOR UNCOLLECTED TAXES	170,300.00	State Equalized Valuation	335,004,381	Total 1,245,015.30	
EXPENDITURES TOTAL	5,164,449.60	State Equalization Ratio	63.31		

1981/3000

* ABOVE DEBT SERVICE INCLUDES TYPE I SCHOOL DEBT

Population 1980 1,802
Population 1981 1,775
S & P Rating
Moody Rating 8AA

General Tax Rate Per \$100. 2.42
State Equalized Tax Rate 1.76

SEASIDE HEIGHTS BOROUGH - OCEAN CO.
Form of Government:
Borough Council
Number of Members on Governing Body - 6

PER CAPITA:
Gross Debt 2,723.91
Net Debt 1,251.12
Debt Service 60.91
Total Tax Levy 1,316.97
Municipal Expenditures 1,720.71

PER CENT:
Gross Debt 4.12
Net Debt 1.89
Tax Levy Collected 84.33
Tax Levy Cancelled, Abated or Adjusted

EXPENDITURES		REVENUES-REALIZED		1981 PROPERTY TAX	
GENERAL GOVERNMENT				STATE EQUALIZED TAX RATE	
Governing Body & Public Boards	8,524.82	1981 Property Taxes Collected	1,967,793.81	Local District School Taxes .28	362,406.00
Municipal Clerk		1981 Payments in Lieu of Taxes		Regional & Consolidated School Tax .56	724,452.86
Financial Administration	55,861.81	Delinquent Tax & Lien Collections	289,463.53	School Taxes in Municipal Budget	
Assessment of Taxes	5,911.00	Business Personalty Replacement Taxes	47,688.61	County Taxes .43	557,137.55
Collection of Taxes	16,458.00	Taxes from Public Utilities	109,101.00	County Library Taxes .02	31,041.77
Planning, Housing & Development	7,800.00	Other Miscellaneous Tax Revenues		Local Municipal Purpose Taxes .47	607,560.24
Human Resources		State Aid Revenues	8,966.07	Veteran & Senior Citizen Taxes	30,600.00
Elections		Federal Aid Revenues	2,200.54	Total Taxes for Rate Computation 1.76	2,313,198.42
General Administration (other)	430,867.91	State and Local Fiscal Assistance Act Utilized	51,668.00	Special District Taxes	
JUDICIARY		Sale of Acquired Property		Bank Corp. Taxes	4,054.02
Municipal Courts	64,017.67	Other Miscellaneous Revenues	1,875,153.17	Added and Omitted Taxes	50,968.59
PUBLIC SAFETY		Total	4,352,035.13	Total Taxes Levied - ABSTRACT	2,337,621.03
Fire Protection	13,834.53	Prior Years Surplus Appropriated	219,600.00	Total Taxes Billed	2,333,567.01
Police Protection	713,062.45	REVENUES TOTAL	4,571,635.13	1981 TAXES COLLECTED	1,567,793.81
Civil Defense & Disaster Control	257.34	Reserve For Uncollected Taxes	330,645.53	1981 Taxes Cancelled, Abated or Adjusted	
Environmental Inspection & Control	33,958.00			Transfer to Tax Title Liens or Foreclosed	
Other Public Safety		CAPITAL OUTLAY TOTAL	536,217.82	Balance Outstanding Dec. 31, 1981	365,773.20
PUBLIC WORKS				PRIOR YEARS TAXES OUTSTANDING	
Streets and Drainage	97,198.99	Public Enterprises	89,464.08	Balance January 1, 1981	301,449.87
Sewers and Sewage Processing		Recreation—Culture		Collected in 1981	289,463.93
Garbage and Trash Disposal	103,821.15	Public Works	132,120.89	Cancelled, Abated or Adjusted 1981	
Public Buildings and Grounds	104,658.59	Buildings and Grounds	314,612.25	Transfers to Tax Title Liens or Foreclosed	
Other Public Works		Library and Education		Balance December 31, 1981	11,985.94
HEALTH and WELFARE		Conservation		TAX TITLE LIENS OUTSTANDING	
Health Services Except Environmental	22,625.00	All Other		Balance January 1, 1981	30,996.43
Welfare-Public Assistance	9,530.65	CAPITAL DEBT AUTHORIZED, DECEMBER 31, 1981		Transfer From Taxes	
Hospitals, Clinics, First Aid	1,500.00	ISSUED AND UNISSUED GROSS DEBT		Redeemed in 1981	
Animal, Insect, & Rodent Control	3,516.00	School 897,141		Cancelled, Abated or Adjusted (1981)	
Other Welfare Services		Self-liquidating 2,405,300	688,230	Transfers to Foreclosed Property	
RECREATION and CONSERVATION		Other 1,532,500	1,532,500	Balance December 31, 1981	30,996.43
Beaches and Boardwalks	364,369.32	Total 4,834,941	2,220,730	PROPERTY ACQUIRED BY DEED OR	
Parks, Playgrounds, Shade Trees	5,567.49			FORECLOSURE	
Land Reclamation & Conservation		ISSUED AND OUTSTANDING		Balance January 1, 1981	
Other Recreational Services	11,059.95	School 897,141.61		Transfers From Taxes or Liens	
EDUCATION (excluding schools)		Self-Liquidating 2,354,405.00		Sale for Cash (1981)	
Libraries	51,668.00	Other 1,532,000.00		Cancelled, Abated or Adjusted (1981)	
Other Educational Services		Total 4,783,546.61		Balance December 31, 1981	
STATUTORY EXPENDITURES		EQUALIZED VALUATION BASIS		CURRENT FINANCES DECEMBER 31, 1981	
Pensions & F. I. C. A.	260,275.56	FOR NET DEBT COMPUTATION	117,490,162	ASSETS	
Employee Fringe Benefits	84,662.29	REAL PROPERTY VALUATIONS		Cash Dec. 31, 1981	734,311.52
Other Statutory Expenditures	19,000.00	Code Class # of Parcels % VAL'N		Taxes Receivable	377,759.14
CETA And Other Public Employment Programs	12,000.00	1 Vacant Land 124 5.79	5,443,050.00	Tax Title Liens	30,996.43
MUNICIPAL FUNCTIONS TOTAL	2,502,606.56	2 Residential 1200 55.11	51,826,950.00	Foreclosed Property	
CAPITAL IMPROVEMENTS *MEMO*	20,772.00	3 Farm		Emergencies & Other Deferred Charges	
DEBT SERVICE		4a Commercial 212 26.25	24,668,600.00	State and Federal Aid Receivable	
Principal Payments	38,332.00	4b Industrial 1 .04	37,700.00	Other Receivables	799.15
Interest Payments	69,782.25	4c Apartments 101 12.82	12,054,300.00	Total	1,143,866.24
		Total 1638	94,050,600.00	LIABILITIES, RESERVES, AND SURPLUS	
DEFERRED CHARGES	112,887.30	Land Area .35 Sq. Miles		Cash Liabilities	482,104.20
SCHOOL, COUNTY, SPECIAL DISTRICT TAXES	1,675,038.18	Net Valuation Taxable-Municipal	94,479,246	Reserves for Receivables	409,574.72
RESERVE FOR UNCOLLECTED TAXES	330,645.93	Net Valuation Taxable-County	117,827,711	Surplus Dec. 31, 1981	252,187.32
EXPENDITURES TOTAL	4,729,292.28	State Equalized Valuation	130,082,079	Total	1,143,866.24
		State Equalization Ratio	72.54		

Population 1980 1,795
 Population 1981 1,816
 S & P Rating
 Moody Rating

General Tax Rate Per \$100.

1.75
 State Equalized Tax Rate
 1.53

SEASIDE PARK BOROUGH - OCEAN CO.

Form of Government:

Borough Council

Number of Members on Governing Body - 6

PER CAPITA

Gross Debt 812.96
 Net Debt 291.85
 Debt Service 6.39
 Total Tax Levy 1,209.87
 Municipal Expenditures 1,031.40

PER CENT:

Gross Debt 1.20
 Net Debt .45
 Tax Levy Collected 93.44
 Tax Levy Cancelled, Abated
 or Adjusted

EXPENDITURES		REVENUES-REALIZED		1981 PROPERTY TAX	
GENERAL GOVERNMENT				STATE EQUALIZED TAX RATE	
Governing Body & Public Boards		1981 Property Taxes Collected	2,049,614.70	Local District School Taxes .28	357,431.00
Municipal Clerk		1981 Payments in Lieu of Taxes		Regional & Consolidated School Tax .58	823,945.33
Financial Administration	9,000.00	Delinquent Tax & Lien Collections	101,051.99	School Taxes in Municipal Budget	
Assessment of Taxes	6,345.00	Business Personalty Replacement Taxes	19,667.28	County Taxes .42	600,381.40
Collection of Taxes	15,700.00	Taxes from Public Utilities	165,043.00	County Library Taxes .02	33,454.35
Planning, Housing & Development	6,500.00	Other Miscellaneous Tax Revenues		Local Municipal Purpose Taxes .25	327,000.00
Human Resources		State Aid Revenues	12,340.62	Veteran & Senior Citizen Taxes	22,050.00
Elections		Federal Aid Revenues		Total Taxes for Rate Computation 1.53	2,214,262.08
General Administration (other)	243,300.00	State and Local Fiscal Assistance Act Utilized	69,808.00	Special District Taxes	
JUDICIARY		Sale of Acquired Property		Bank Corp. Taxes	3,612.80
Municipal Courts	73,300.00	Other Miscellaneous Revenues	1,077,285.86	Added and Omitted Taxes	11,259.16
PUBLIC SAFETY		Total	3,494,851.45	Total Taxes Levied - ABSTRACT	2,197,124.04
Fire Protection	26,000.00	Prior Years Surplus Appropriated	352,137.00	Total Taxes Billed	2,153,511.24
Police Protection	424,361.00	REVENUES TOTAL	3,846,988.45	1981 TAXES COLLECTED	2,049,614.70
Civil Defense & Disaster Control	650.00	Reserve For Uncollected Taxes	128,927.69	1981 Taxes Cancelled, Abated or Adjusted	
Environmental Inspection & Control	27,250.00	CAPITAL OUTLAY TOTAL	90,484.66	Transfer to Tax Title Liens or Foreclosed	
Other Public Safety		Public Enterprises	9,236.68	Balance Outstanding Dec. 31, 1981	143,856.54
PUBLIC WORKS		Recreation—Culture		PRIOR YEARS TAXES OUTSTANDING	
Streets and Drainage	108,800.00	Public Works	81,173.74	Balance January 1, 1981	103,224.98
Sewers and Sewage Processing	114,900.00	Buildings and Grounds	74.24	Collected in 1981	101,091.99
Garbage and Trash Disposal	146,574.00	Library and Education		Cancelled, Abated or Adjusted 1981	
Public Buildings and Grounds	146,574.00	Conservation		Transfers to Tax Title Liens or Foreclosed	2,132.99
Other Public Works	52,000.00	All Other		Balance December 31, 1981	
HEALTH and WELFARE		CAPITAL DEBT AUTHORIZED, DECEMBER 31, 1981		TAX TITLE LIENS OUTSTANDING	
Health Services Except Environmental	275.00	ISSUED AND UNISSUED		Balance January 1, 1981	95.90
Welfare-Public Assistance	3,950.00	School	946,334	Transfer From Taxes	2,409.37
Hospitals, Clinics, First Aid	1,000.00	Self-liquidating	490,000	Redeemed in 1981	
Animal, Insect, & Rodent Control	1,100.00	Other	40,000	Cancelled, Abated or Adjusted (1981)	
Other Welfare Services		Total	1,476,334	Transfers to Foreclosed Property	
RECREATION and CONSERVATION		ISSUED AND OUTSTANDING		Balance December 31, 1981	2,505.27
Beaches and Boardwalks	224,100.00	School	546,334.14	PROPERTY ACQUIRED BY DEED OR	
Parks, Playgrounds, Shade Trees		Self-Liquidating	400,000.00	FORECLOSURE	
Land Reclamation & Conservation		Other	40,000.00	Balance January 1, 1981	
Other Recreational Services	37,900.00	Total	1,386,334.14	Transfers From Taxes or Liens	
EDUCATION (excluding schools)		EQUALIZED VALUATION BASIS		Sale for Cash (1981)	
Libraries		FOR NET DEBT COMPUTATION	123,091,565	Cancelled, Abated or Adjusted (1981)	
Other Educational Services	4,500.00	REAL PROPERTY VALUATIONS		Balance December 31, 1981	
STATUTORY EXPENDITURES		Code Class # of Parcels % VAL'N	ASSESSED VALUATION	CURRENT FINANCES DECEMBER 31, 1981	
Pensions & F. I. C. A.	113,000.00	1 Vacant Land 97 2.36	2,563,510.00	ASSETS	
Employee Fringe Benefits	40,000.00	2 Residential 1514 75.69	94,570,850.00	Cash Dec. 31, 1981	1,408,806.07
Other Statutory Expenditures	6,500.00	3 Farm		Taxes Receivable	143,856.54
CETA And Other Public Employment Programs		4a Commercial 110 12.21	15,317,500.00	Tax Title Liens	2,505.27
MUNICIPAL FUNCTIONS		4b Industrial		Foreclosed Property	
CAPITAL IMPROVEMENTS *MEMO*	1,689,005.00	4c Apartments 93 9.74	12,216,100.00	Emergencies & Other Deferred Charges	15,000.00
DEBT SERVICE		Total 1814	125,467,960.00	State and Federal Aid Receivable	3,584.80
Principal Payments	10,000.00	Land Area .60 Sq. Miles		Other Receivables	278.43
Interest Payments	1,597.50	Net Valuation Taxable-Municipal	125,903,641	Total	1,574,071.11
DEFERRED CHARGES	43,500.00	Net Valuation Taxable-County	126,381,624	LIABILITIES, RESERVES, AND SURPLUS	
SCHOOL, COUNTY, SPECIAL DISTRICT TAXES	1,855,212.08	State Equalized Valuation	142,015,415	Cash Liabilities	857,634.56
RESERVE FOR UNCOLLECTED TAXES	128,927.69	State Equalization Ratio	68.62	Reserves for Receivables	146,680.24
EXPENDITURES TOTAL	3,728,242.27			Surplus Dec. 31, 1981	569,756.31
				Total	1,574,071.11

0909

Population 1980 13,719
 Population 1981 14,532
 S & P Rating A+
 Moody Rating A-1

General Tax Rate Per \$100. 2.84
 State Equalized Tax Rate 2.45

SECAUCUS TOWN - HUDSON COUNTY
Form of Government:
Town Council
Number of Members on Governing Body - 7

PER CAPITA:

Gross Debt 1,138.27
 Net Debt 671.65
 Debt Service 48.85
 Total Tax Levy 1,155.10
 Municipal Expenditures 587.89

PER CENT:

Gross Debt 2.89
 Net Debt 1.71
 Tax Levy Collected 98.09
 Tax Levy Cancelled, Abated or Adjusted .17

EXPENDITURES		REVENUES-REALIZED		1981 PROPERTY TAX	
GENERAL GOVERNMENT				STATE EQUALIZED TAX RATE	
Governing Body & Public Boards	5,000.00	1981 Property Taxes Collected	16,452,150.78	Local District School Taxes .95	6,239,582.00
Municipal Clerk		1981 Payments in Lieu of Taxes		Regional & Consolidated School Tax	
Financial Administration	110,805.52	Delinquent Tax & Lien Collections	133,649.15	School Taxes in Municipal Budget .02	100,060.00
Assessment of Taxes	407,193.00	Business Personality Replacement Taxes	646,635.44	County Taxes 1.10 *	7,224,940.00
Collection of Taxes	52,403.00	Taxes from Public Utilities	1,020,619.00	County Library Taxes	
Planning, Housing & Development	4,111.70	Other Miscellaneous Tax Revenues	57,000.00	Local Municipal Purpose Taxes .40	2,617,663.15
Human Resources		State Aid Revenues	113,261.06	Veteran & Senior Citizen Taxes	115,350.00
Elections		Federal Aid Revenues	42,364.34	Total Taxes for Rate Computation 2.47	16,297,595.15
General Administration (other)	771,613.71	State and Local Fiscal Assistance Act Utilized	53,613.00	Special District Taxes	
JUDICIARY		Sale of Acquired Property		Bank Corp. Taxes	18,281.98
Municipal Courts	98,626.63	Other Miscellaneous Revenues	1,671,630.06	Added and Omitted Taxes	585,390.54
PUBLIC SAFETY		Total	20,190,922.83	Total Taxes Levied - ABSTRACT	16,785,917.67
Fire Protection	189,788.69	Prior Years Surplus Appropriated	3,000,000.00	Total Taxes Billed	16,771,704.51
Police Protection	1,686,160.84	REVENUES	TOTAL	1981 TAXES COLLECTED	16,452,150.78
Civil Defense & Disaster Control	5,029.00	Reserve For Uncollected Taxes	489,733.00	1981 Taxes Cancelled, Abated or Adjusted	28,713.16
Environmental Inspection & Control	101,222.24	CAPITAL OUTLAY	TOTAL	Transfer to Tax Title Liens or Foreclosed	3,271.79
Other Public Safety			931,555.20	Balance Outstanding Dec. 31, 1981	287,568.78
PUBLIC WORKS		Public Enterprises		PRIOR YEARS TAXES OUTSTANDING	
Streets and Drainage	667,144.05	Recreation—Culture	18,101.62	Balance January 1, 1981	1,106,112.28
Sewers and Sewage Processing	1,483,104.00	Public Works	528,529.63	Collected in 1981	133,649.15
Garbage and Trash Disposal	212,704.00	Buildings and Grounds	384,923.95	Cancelled, Abated or Adjusted 1981	1,974.43
Public Buildings and Grounds	301,303.25	Library and Education		Transfers to Tax Title Liens or Foreclosed	1,671.84
Other Public Works		Conservation		Balance December 31, 1981	968,816.86
HEALTH and WELFARE		All Other		TAX TITLE LIENS OUTSTANDING	
Health Services Except Environmental	74,956.28	CAPITAL DEBT AUTHORIZED, DECEMBER 31, 1981		Balance January 1, 1981	4,026.11
Welfare-Public Assistance	20,000.00	ISSUED AND UNISSUED	GROSS DEBT	Transfer From Taxes	5,253.32
Hospitals, Clinics, First Aid		School	6,781,000	Redeemed in 1981	
Animal, Insect, & Rodent Control	6,776.07	Self-liquidating	9,760,407	Cancelled, Abated or Adjusted (1981)	
Other Welfare Services	79,820.00	Other	16,541,407	Transfers to Foreclosed Property	
RECREATION and CONSERVATION		Total	16,541,407	Balance December 31, 1981	9,279.43
Beaches and Boardwalks		ISSUED AND OUTSTANDING		PROPERTY ACQUIRED BY DEED OR FORECLOSURE	
Parks, Playgrounds, Shade Trees	108,309.02	School	6,781,000.00	Balance January 1, 1981	119,500.00
Land Reclamation & Conservation		Self-Liquidating		Transfers From Taxes or Liens	
Other Recreational Services	116,160.00	Other	8,019,000.00	Sale for Cash (1981)	
EDUCATION (excluding schools)		Total	14,800,000.00	Cancelled, Abated or Adjusted (1981)	
Libraries	209,876.00	EQUALIZED VALUATION BASIS		Balance December 31, 1981	119,500.00
Other Educational Services	5,000.00	FOR NET DEBT COMPUTATION		CURRENT FINANCES DECEMBER 31, 1981	
STATUTORY EXPENDITURES		REAL PROPERTY VALUATIONS		ASSETS	
Pensions & F. I. C. A.	360,200.00	Code Class # of Parcels % VAL'N	ASSESSED VALUATION	Cash Dec. 31, 1981	4,502,439.86
Employee Fringe Benefits	210,532.00	1 Vacant Land 249 7.22	40,628,600.00	Taxes Receivable	1,256,385.64
Other Statutory Expenditures	8,000.00	2 Residential 3879 32.49	182,769,000.00	Tax Title Liens	9,279.43
CETA And Other Public Employment Programs	47,696.64	3 Farm		Foreclosed Property	119,500.00
MUNICIPAL FUNCTIONS		4a Commercial 157 11.64	65,479,600.00	Emergencies & Other Deferred Charges	265,255.00
CAPITAL IMPROVEMENTS	*MEMO*	4b Industrial 151 47.20	265,530,300.00	State and Federal Aid Receivable	58,657.25
DEBT SERVICE		4c Apartments 15 1.46	8,215,500.00	Other Receivables	72,423.19
Principal Payments	210,000.00	Total	562,623,000.00	Total	6,283,940.37
Interest Payments	479,906.00	Land Area 5.80 Sq. Miles		LIABILITIES, RESERVES, AND SURPLUS	
TYPE I SCHL DEBT *MEMO	100,060.00	Net Valuation Taxable-Municipal	569,042,937	Cash Liabilities	896,767.56
DEFERRED CHARGES		Net Valuation Taxable-County	588,448,040	Reserves for Receivables	1,457,586.26
SCHOOL, COUNTY, SPECIAL DISTRICT TAXES	13,564,582.00	State Equalized Valuation	658,634,114	Surplus Dec. 31, 1981	3,929,586.55
RESERVE FOR UNCOLLECTED TAXES	489,733.00	State Equalization Ratio	86.40	Total	6,283,940.37
EXPENDITURES	TOTAL				
	22,107,756.64				

1981 3000

* ABOVE DEBT SERVICE INCLUDES TYPE I SCHOOL DEBT

*Includes County Health Service Taxes or County Vocational School Taxes. See Table 13.

0332

Population 1980 4,537
 Population 1981 4,682
 S & P Rating
 Moody Rating

General Tax Rate Per \$100.

2.58
 State Equalized Tax Rate
 2.40

SHAMONG TOWNSHIP - BURLINGTON CO.

Form of Government:

Township Committee

Number of Members on Governing Body - 3

PER CAPITA:

Gross Debt 349.55
 Net Debt 32.04
 Debt Service 19.51
 Total Tax Levy 483.67
 Municipal Expenditures 156.76

PER CENT:

Gross Debt 2.13
 Net Debt .20
 Tax Levy Collected 90.06
 Tax Levy Cancelled, Abated
 or Adjusted .87

EXPENDITURES		REVENUES-REALIZED		1981 PROPERTY TAX	
GENERAL GOVERNMENT				STATE EQUALIZED TAX RATE	
Governing Body & Public Boards		1981 Property Taxes Collected	2,046,855.36	Local District School Taxes	1.40
Municipal Clerk		1981 Payments in Lieu of Taxes		Regional & Consolidated School Tax	.40
Financial Administration	10,833.75	Delinquent Tax & Lien Collections	159,530.49	School Taxes in Municipal Budget	
Assessment of Taxes	15,100.00	Business Personality Replacement Taxes	12,907.60	County Taxes	.56
Collection of Taxes	15,787.50	Taxes from Public Utilities	190,211.00	County Library Taxes	.03
Planning, Housing & Development	26,450.00	Other Miscellaneous Tax Revenues		Local Municipal Purpose Taxes	
Human Resources		State Aid Revenues	19,049.94	Veteran & Senior Citizen Taxes	
Elections		Federal Aid Revenues		Total Taxes for Rate Computation	2.39
General Administration (other)	83,341.25	State and Local Fiscal Assistance Act Utilized	24,923.00	Special District Taxes	
JUDICIARY		Sale of Acquired Property		Bank Corp. Taxes	
Municipal Courts	13,475.00	Other Miscellaneous Revenues	243,975.73	Added and Omitted Taxes	63,202.28
PUBLIC SAFETY		Total	2,697,453.12	Total Taxes Levied - ABSTRACT	2,264,549.13
Fire Protection	20,956.25	Prior Years Surplus Appropriated	304,958.29	Total Taxes Billed	2,272,708.26
Police Protection	20,850.00	REVENUES TOTAL	3,002,411.41	1981 TAXES COLLECTED	2,046,855.36
Civil Defense & Disaster Control	1,650.00	Reserve For Uncollected Taxes	227,026.80	1981 Taxes Cancelled, Abated or Adjusted	19,700.68
Environmental Inspection & Control	8,740.00			Transfer to Tax Title Liens or Foreclosed	25,490.40
Other Public Safety				Balance Outstanding Dec. 31, 1981	180,661.82
PUBLIC WORKS		CAPITAL OUTLAY TOTAL		PRIOR YEARS TAXES OUTSTANDING	
Streets and Drainage	101,300.00	Public Enterprises		Balance January 1, 1981	173,035.87
Sewers and Sewage Processing		Recreation—Culture		Collected in 1981	149,663.82
Garbage and Trash Disposal	12,000.00	Public Works		Cancelled, Abated or Adjusted 1981	113.50
Public Buildings and Grounds	17,725.00	Buildings and Grounds		Transfers to Tax Title Liens or Foreclosed	20,210.87
Other Public Works	24,923.00	Library and Education		Balance December 31, 1981	3,047.68
HEALTH and WELFARE		Conservation		TAX TITLE LIENS OUTSTANDING	
Health Services Except Environmental	425.00	All Other		Balance January 1, 1981	14,536.67
Welfare-Public Assistance	943.75			Transfer From Taxes	48,638.23
Hospitals, Clinics, First Aid		CAPITAL DEBT AUTHORIZED, DECEMBER 31, 1981		Redeemed in 1981	9,866.67
Animal, Insect, & Rodent Control	6,000.00	ISSUED AND UNISSUED		Cancelled, Abated or Adjusted (1981)	233.95
Other Welfare Services		School	1,486,577	Transfers to Foreclosed Property	
RECREATION and CONSERVATION		Self-liquidating		Balance December 31, 1981	53,074.28
Beaches and Boardwalks		Other	150,000	PROPERTY ACQUIRED BY DEED OR	
Parks, Playgrounds, Shade Trees	5,500.00	Total	1,636,577	FORECLOSURE	
Land Reclamation & Conservation				Balance January 1, 1981	3,925.00
Other Recreational Services	500.00	ISSUED AND OUTSTANDING		Transfers From Taxes or Liens	
EDUCATION (excluding schools)		School	1,486,577.66	Sole for Cash (1981)	
Libraries		Self-Liquidating		Cancelled, Abated or Adjusted (1981)	
Other Educational Services		Other	150,000.00	Balance December 31, 1981	3,925.00
STATUTORY EXPENDITURES		Total	1,636,577.66	CURRENT FINANCES DECEMBER 31, 1981	
Pensions & F. I. C. A.	6,500.00	EQUALIZED VALUATION BASIS		ASSETS	
Employee Fringe Benefits		FOR NET DEBT COMPUTATION	76,821,343	Cash Dec. 31, 1981	1,362,766.45
Other Statutory Expenditures	1,000.00	REAL PROPERTY VALUATIONS		Taxes Receivable	183,709.50
CETA And Other Public Employment Programs	8,522.16	Code Class # of Parcels % VAL'N		Tax Title Liens	53,074.28
MUNICIPAL FUNCTIONS TOTAL	402,522.66	1 Vacant Land 545 10.40		Foreclosed Property	3,925.00
CAPITAL IMPROVEMENTS *MEMO*	40,000.00	2 Residential 1119 82.08		Emergencies & Other Deferred Charges	
DEBT SERVICE		3 Farm 204 3.76		State and Federal Aid Receivable	12,951.09
Principal Payments	75,000.00	4a Commercial 41 3.13		Other Receivables	6,792.38
Interest Payments	16,335.25	4b Industrial 6 .64		Total	1,623,218.70
		4c Apartments		LIABILITIES, RESERVES, AND SURPLUS	
		Total 1915		Cash Liabilities	831,604.91
DEFERRED CHARGES	13,069.76	Land Area 46.61 Sq. Miles		Reserves for Receivables	247,501.16
SCHOOL, COUNTY, SPECIAL DISTRICT TAXES	2,201,346.85	Net Valuation Taxable-Municipal	85,639,767	Surplus Dec. 31, 1981	544,112.63
RESERVE FOR UNCOLLECTED TAXES	227,026.80	Net Valuation Taxable-County	84,506,532	Total	1,623,218.70
EXPENDITURES TOTAL	2,935,301.32	State Equalized Valuation	92,090,623		
		State Equalization Ratio	92.87		

0611

Population 1980 604
 Population 1981 602
 S & P Rating
 Maady Rating

General Tax Rate Per \$100. 2.85
 State Equalized Tax Rate 2.35

SHILOH BOROUGH - CUMBERLAND CO.

Form of Government:

Borough Council

Number of Members on Governing Body - 6

PER CAPITA:

Gross Debt 232.27
 Net Debt
 Debt Service
 Total Tax Levy 218.30
 Municipal Expenditures 106.03

PER CENT:

Gross Debt 3.01
 Net Debt
 Tax Levy Collected 87.33
 Tax Levy Cancelled, Aboted or Adjusted

EXPENDITURES		REVENUES-REALIZED		1981 PROPERTY TAX	
GENERAL GOVERNMENT				STATE EQUALIZED TAX RATE →	
Governing Body & Public Boards	100.00	1981 Property Taxes Collected		Local District School Taxes .95	53,206.00
Municipal Clerk		1981 Payments in Lieu of Taxes		Regional & Consolidated School Tax .51	28,266.66
Financial Administration	2,800.00	Delinquent Tax & Lien Collections		School Taxes in Municipal Budget	
Assessment of Taxes	966.00	Business Personalty Replacement Taxes		County Taxes .89 *	49,746.40
Collection of Taxes	1,300.00	Taxes from Public Utilities		County Library Taxes	
Planning, Housing & Development		Other Miscellaneous Tax Revenues		Local Municipal Purpose Taxes	
Human Resources		State Aid Revenues		Veteran & Senior Citizen Taxes	7,800.00
Elections		Federal Aid Revenues		Total Taxes for Rate Computation 2.35	139,019.06
General Administration (other)	3,491.40	State and Local Fiscal Assistance Act Utilized		Special District Taxes	
JUDICIARY		Sale of Acquired Property		Bank Corp. Taxes	199.47
Municipal Courts	300.00	Other Miscellaneous Revenues		Added and Omitted Taxes	
PUBLIC SAFETY		Total		Total Taxes Levied - ABSTRACT	131,418.53
Fire Protection	6,615.09	Prior Years Surplus Appropriated		Total Taxes Billed	131,227.65
Police Protection		REVENUES TOTAL		1981 TAXES COLLECTED	114,603.19
Civil Defense & Disaster Control		Reserve For Uncollected Taxes		1981 Taxes Cancelled, Aboted or Adjusted	
Environmental Inspection & Control	434.00	CAPITAL OUTLAY TOTAL		Transfer to Tax Title Liens or Foreclosed	
Other Public Safety				Balance Outstanding Dec. 31, 1981	16,624.46
PUBLIC WORKS				PRIOR YEARS TAXES OUTSTANDING	
Streets and Drainage	24,945.09	Public Enterprises		Balance January 1, 1981	15,778.36
Sewers and Sewage Processing		Recreation—Culture		Collected in 1981	13,675.36
Gorbage and Trash Disposal	6,111.25	Public Works		Cancelled, Aboted or Adjusted 1981	
Public Buildings and Grounds		Buildings and Grounds		Transfers to Tax Title Liens or Foreclosed	
Other Public Works		Library and Education		Balance December 31, 1981	2,103.02
HEALTH and WELFARE		Conservation		TAX TITLE LIENS OUTSTANDING	
Health Services Except Environmental	34.91	All Other		Balance January 1, 1981	
Welfare-Public Assistance	100.00	CAPITAL DEBT AUTHORIZED, DECEMBER 31, 1981		Transfer From Taxes	
Hospitals, Clinics, First Aid		ISSUED AND UNISSUED GROSS DEBT		Redeemed in 1981	
Animal, Insect, & Radent Control	450.00	NET DEBT		Cancelled, Aboted or Adjusted (1981)	
Other Welfare Services				Transfers to Foreclosed Property	
RECREATION and CONSERVATION				Balance December 31, 1981	
Beaches and Boardwalks				PROPERTY ACQUIRED BY DEED OR	
Parks, Playgrounds, Shade Trees				FORECLOSURE	
Land Reclamation & Conservation				Balance January 1, 1981	
Other Recreational Services	319.39			Transfers From Taxes or Liens	
EDUCATION (excluding schools)				Sole for Cash (1981)	
Libraries				Cancelled, Aboted or Adjusted (1981)	
Other Educational Services				Balance December 31, 1981	
STATUTORY EXPENDITURES				CURRENT FINANCES DECEMBER 31, 1981	
Pensions & F. I. C. A.	110.00			ASSETS	
Employee Fringe Benefits				Cash Dec. 31, 1981	38,416.09
Other Statutory Expenditures	84.00			Taxes Receivable	18,727.48
CETA And Other Public Employment Programs				Tax Title Liens	
MUNICIPAL FUNCTIONS TOTAL	48,161.13			Foreclosed Property	
CAPITAL IMPROVEMENTS *MEMO*	10,000.00			Emergencies & Other Deferred Charges	
DEBT SERVICE				State and Federal Aid Receivable	
Principal Payments				Other Receivables	
Interest Payments				Total	57,143.57
DEFERRED CHARGES				LIABILITIES, RESERVES, AND SURPLUS	
SCHOOL, COUNTY, SPECIAL DISTRICT TAXES	131,219.06			Cash Liabilities	5,055.43
RESERVE FOR UNCOLLECTED TAXES	15,668.99			Reserves for Receivables	18,727.48
EXPENDITURES TOTAL	195,049.18			Surplus Dec. 31, 1981	33,360.66
				Total	57,143.57

Population 1980 1,427
 Population 1981 1,474
 S & P Rating
 Moody Rating

General Tax Rate Per \$100. 2.21
 State Equalized Tax Rate 1.25

SHIP BOTTOM BOROUGH - OCEAN COUNTY
Form of Government:
Borough Council
Number of Members on Governing Body - 6

PER CAPITA:
 Gross Debt 544.93
 Net Debt 375.10
 Debt Service 31.48
 Total Tax Levy 1,119.02
 Municipal Expenditures 938.47

PER CENT.
 Gross Debt .72
 Net Debt .50
 Tax Levy Collected 92.99
 Tax Levy Cancelled, Abated or Adjusted

EXPENDITURES		REVENUES-REALIZED		1981 PROPERTY TAX	
GENERAL GOVERNMENT				STATE EQUALIZED TAX RATE →	
Governing Body & Public Boards	2,311.00	1981 Property Taxes Collected	1,527,246.04	Local District School Taxes .11	145,174.52
Municipal Clerk		1981 Payments in Lieu of Taxes		Regional & Consolidated School Tax .31	411,041.77
Financial Administration	12,600.00	Delinquent Tax & Lien Collections	137,952.69	School Taxes in Municipal Budget	
Assessment of Taxes	70,094.00	Business Personalty Replacement Taxes	23,651.80	County Taxes .40	521,385.67
Collection of Taxes	19,700.00	Taxes from Public Utilities	181,374.00	County Library Taxes .02	29,052.35
Planning, Housing & Development	9,000.00	Other Miscellaneous Tax Revenues		Local Municipal Purpose Taxes .40	522,376.00
Human Resources		State Aid Revenues	8,059.38	Veteran & Senior Citizen Taxes	31,750.00
Elections		Federal Aid Revenues		Total Taxes for Rate Computation 1.24	1,600,780.31
General Administration (other)	160,485.00	State and Local Fiscal Assistance Act Utilized	47,853.35	Special District Taxes	
JUDICIARY		Sale of Acquired Property	140,900.00	Bank Corp. Taxes	7,001.19
Municipal Courts	15,043.00	Other Miscellaneous Revenues	345,967.73	Added and Omitted Taxes	13,404.36
PUBLIC SAFETY		Total	2,413,124.59	Total Taxes Levied - ABSTRACT	1,649,435.86
Fire Protection	18,025.00	Prior Years Surplus Appropriated	270,000.00	Total Taxes Billed	1,642,434.67
Police Protection	276,385.00	REVENUES TOTAL	2,683,124.59	1981 TAXES COLLECTED	1,527,246.04
Civil Defense & Disaster Control	500.00	Reserve For Uncollected Taxes	155,150.00	1981 Taxes Cancelled, Abated or Adjusted	
Environmental Inspection & Control	20,100.00	CAPITAL OUTLAY TOTAL	39,451.09	Transfer to Tax Title Liens or Foreclosed	
Other Public Safety				Balance Outstanding Dec. 31, 1981	115,188.63
PUBLIC WORKS				PRIOR YEARS TAXES OUTSTANDING	
Streets and Drainage	167,493.35	Public Enterprises	5,652.00	Balance January 1, 1981	120,089.36
Sewers and Sewage Processing		Recreation—Culture		Collected in 1981	120,089.36
Garbage and Trash Disposal	67,825.00	Public Works	29,759.09	Cancelled, Abated or Adjusted 1981	
Public Buildings and Grounds	40,350.00	Buildings and Grounds		Transfers to Tax Title Liens or Foreclosed	
Other Public Works	45,088.00	Library and Education		Balance December 31, 1981	
HEALTH and WELFARE		Conservation		TAX TITLE LIENS OUTSTANDING	
Health Services Except Environmental	4,585.00	All Other		Balance January 1, 1981	17,903.33
Welfare-Public Assistance	4,175.00	CAPITAL DEBT AUTHORIZED, DECEMBER 31, 1981		Transfer From Taxes	
Hospitals, Clinics, First Aid	2,100.00	ISSUED AND UNISSUED GROSS DEBT		Redeemed in 1981	17,903.33
Animal, Insect, & Rodent Control	2,050.00	School 210,733		Cancelled, Abated or Adjusted (1981)	
Other Welfare Services		Self-liquidating 11,400		Transfers to Foreclosed Property	
RECREATION and CONSERVATION		Other 581,100	552,891	Balance December 31, 1981	
Beaches and Boardwalks	107,545.00	Total 803,233	552,891	PROPERTY ACQUIRED BY DEED OR	
Parks, Playgrounds, Shade Trees				FORECLOSURE	
Land Reclamation & Conservation				Balance January 1, 1981	87,475.00
Other Recreational Services	7,975.00	ISSUED AND OUTSTANDING		Transfers From Taxes or Liens	
EDUCATION (excluding schools)		School 210,733.53		Sale for Cash (1981)	59,900.00
Libraries	325.00	Self-Liquidating		Cancelled, Abated or Adjusted (1981)	
Other Educational Services		Other 325,000.00	535,733.53	Balance December 31, 1981	27,575.00
STATUTORY EXPENDITURES		Total		CURRENT FINANCES DECEMBER 31, 1981	
Pensions & F. I. C. A.	72,800.00	EQUALIZED VALUATION BASIS		ASSETS	
Employee Fringe Benefits	34,400.00	FOR NET DEBT COMPUTATION	111,307,583	Cash Dec. 31, 1981	901,658.35
Other Statutory Expenditures	6,000.00	REAL PROPERTY VALUATIONS		Taxes Receivable	115,188.63
CETA And Other Public Employment Programs		Code Class # of Parcels % VAL'N	ASSESSED VALUATION	Tax Title Liens	
MUNICIPAL FUNCTIONS		1 Vacant Land 188 5.67	4,156,565.00	Foreclosed Property	27,575.00
CAPITAL IMPROVEMENTS	*MEMO*	2 Residential 1443 75.37	55,245,335.00	Emergencies & Other Deferred Charges	62,311.00
DEBT SERVICE		3 Farm		State and Federal Aid Receivable	2,418.70
Principal Payments	15,000.00	4a Commercial 115 15.24	11,168,660.00	Other Receivables	10,089.59
Interest Payments	31,395.89	4b Industrial		Total	1,119,241.27
		4c Apartments 15 3.72	2,724,900.00	LIABILITIES, RESERVES, AND SURPLUS	
		Total 1761	73,295,480.00	Cash Liabilities	481,685.59
DEFERRED CHARGES		Land Area .71 Sq. Miles		Reserves for Receivables	152,853.22
SCHOOL, COUNTY, SPECIAL DISTRICT TAXES	4,800.00	Net Valuation Taxable-Municipal	73,869,760	Surplus Dec. 31, 1981	484,702.46
RESERVE FOR UNCOLLECTED TAXES	1,106,654.31	Net Valuation Taxable-County	109,785,685	Total	1,119,241.27
EXPENDITURES TOTAL	2,489,954.55	State Equalized Valuation	130,530,805		
		State Equalization Ratio	56.40		

Population 1980 2,962
 Population 1981 2,948
 S & P Rating
 Moody Rating

General Tax Rate Per \$100. 4.89
 State Equalized Tax Rate 2.65

SHREWSBURY BORO. - MONMOUTH CO.

Form of Government:

Borough Council

Number of Members on Governing Body - 6

PER CAPITA:

Gross Debt 1,161.98
 Net Debt 531.60
 Debt Service 24.80
 Total Tax Levy 1,108.48
 Municipal Expenditures 403.69

PER CENT:

Gross Debt 3.22
 Net Debt 1.47
 Tax Levy Collected 97.39
 Tax Levy Cancelled, Abated or Adjusted

EXPENDITURES		REVENUES-REALIZED		1981 PROPERTY TAX	
GENERAL GOVERNMENT		1981 Property Taxes Collected		STATE EQUALIZED TAX RATE	
Governing Body & Public Boards		1981 Payments in Lieu of Taxes	3,167,755.40	Local District School Taxes	.77
Municipal Clerk		Delinquent Tax & Lien Collections	68,775.55	Regional & Consolidated School Tax	.82
Financial Administration	5,000.00	Business Personalty Replacement Taxes	88,329.76	School Taxes in Municipal Budget	
Assessment of Taxes	9,251.00	Taxes from Public Utilities	195,025.00	County Taxes	.48
Collection of Taxes	26,431.00	Other Miscellaneous Tax Revenues		County Library Taxes	.02
Planning, Housing & Development	6,833.00	State Aid Revenues	25,170.07	Local Municipal Purpose Taxes	.55
Human Resources		Federal Aid Revenues		Veteran & Senior Citizen Taxes	
Elections		State and Local Fiscal Assistance Act Utilized	33,482.00	Total Taxes for Rate Computation	2.64
General Administration (other)	149,207.24	Sale of Acquired Property		Special District Taxes	
JUDICIARY		Other Miscellaneous Revenues	188,454.46	Bank Corp. Taxes	
Municipal Courts	21,227.00	Total	3,767,032.24	Added and Omitted Taxes	
PUBLIC SAFETY		Prior Years Surplus Appropriated	160,000.00	Total Taxes Levied - ABSTRACT	
Fire Protection	37,629.00	REVENUES TOTAL	3,927,032.24	Total Taxes Billed	
Police Protection	356,038.00	Reserve For Uncollected Taxes	122,812.00	1981 TAXES COLLECTED	
Civil Defense & Disaster Control		CAPITAL OUTLAY TOTAL	272,509.26	1981 Taxes Cancelled, Abated or Adjusted	
Environmental Inspection & Control	12,947.00	Public Enterprises		Transfer to Tax Title Liens or Foreclosed	
Other Public Safety		Recreation—Culture	3,978.11	Balance Outstanding Dec. 31, 1981	84,946.71
PUBLIC WORKS		Public Works	259,742.49	PRIOR YEARS TAXES OUTSTANDING	
Streets and Drainage	149,265.00	Buildings and Grounds	8,788.66	Balance January 1, 1981	65,686.59
Sewers and Sewage Processing		Library and Education		Collected in 1981	62,775.55
Garbage and Trash Disposal	42,198.00	Conservation		Cancelled, Abated or Adjusted 1981	
Public Buildings and Grounds	6,769.00	All Other		Transfers to Tax Title Liens or Foreclosed	
Other Public Works	2,730.00	CAPITAL DEBT AUTHORIZED, DECEMBER 31, 1981		Balance December 31, 1981	2,911.04
HEALTH and WELFARE		ISSUED AND UNISSUED		TAX TITLE LIENS OUTSTANDING	
Health Services Except Environmental	8,964.00	School	1,858,356	Balance January 1, 1981	9,523.86
Welfare-Public Assistance	3,520.00	Self-liquidating		Transfer From Taxes	
Hospitals, Clinics, First Aid		Other	1,567,160	Redeemed in 1981	
Animal, Insect, & Rabies Control	520.00	Total	3,425,516	Cancelled, Abated or Adjusted (1981)	6,000.00
Other Welfare Services		ISSUED AND OUTSTANDING		Transfers to Foreclosed Property	
RECREATION and CONSERVATION		School	1,858,356.76	Balance December 31, 1981	3,523.86
Beaches and Boardwalks		Self-liquidating		PROPERTY ACQUIRED BY DEED OR	
Parks, Playgrounds, Shade Trees	4,000.00	Other	754,000.00	FORECLOSURE	
Land Reclamation & Conservation	500.00	Total	2,612,356.76	Balance January 1, 1981	
Other Recreational Services		EQUALIZED VALUATION BASIS		Transfers From Taxes or Liens	
EDUCATION (excluding schools)		FOR NET DEBT COMPUTATION	106,507.129	Sale for Cash (1981)	
Libraries	2,075.00	REAL PROPERTY VALUATIONS		Cancelled, Abated or Adjusted (1981)	
Other Educational Services		Gade Class # of Parcels % VAL'N		Balance December 31, 1981	
STATUTORY EXPENDITURES		ASSESSED VALUATION		CURRENT FINANCES DECEMBER 31, 1981	
Pensions & F. I. C. A.	83,476.86	1 Vacant Land 91 2.81	1,634,600.00	ASSETS	
Employee Fringe Benefits	30,670.00	2 Residential 957 63.21	41,204,800.00	Cash Dec. 31, 1981	1,315,313.71
Other Statutory Expenditures	7,200.00	3 Farm 7 .55	356,200.00	Taxes Receivable	87,857.75
CETA And Other Public Employment Programs		4a Commercial 127 33.43	21,787,500.00	Tax Title Liens	3,523.86
MUNICIPAL FUNCTIONS TOTAL	568,451.10	4b Industrial		Foreclosed Property	
CAPITAL IMPROVEMENTS *MEMO*	21,424.76	4c Apartments		Emergencies & Other Deferred Charges	6,800.00
DEBT SERVICE		Total 1182	65,183,100.00	State and Federal Aid Receivable	
Principal Payments	38,000.00	Land Area 2.30 Sq. Miles		Other Receivables	49,844.46
Interest Payments	35,122.50	Net Valuation Taxable-Municipal	66,008,754	Total	1,463,339.78
DEFERRED CHARGES	25,682.65	Net Valuation Taxable-County	111,372,508	LIABILITIES, RESERVES, AND SURPLUS	
SCHOOL, COUNTY, SPECIAL DISTRICT TAXES	2,554,183.44	State Equalized Valuation	121,156,280	Cash Liabilities	1,049,672.04
RESERVE FOR UNCOLLECTED TAXES	122,812.00	State Equalization Ratio	54.17	Reserves for Receivables	141,226.07
EXPENDITURES TOTAL	3,744,251.69			Surplus Dec. 31, 1981	272,441.67
				Total	1,463,339.78

Population 1980 955
 Population 1981 987
 S & P Rating
 Moody Rating A

General Tax Rate Per \$100.

3.55

State Equalized Tax Rate

3.90

SHREWSBURY TWP. - MONMOUTH CO.**Form of Government:****Township Committee****Number of Members on Governing Body - 3****PER CAPITA:**

Gross Debt 80.82
 Net Debt 78.62
 Debt Service 18.51
 Total Tax Levy 181.45
 Municipal Expenditures 224.27

PER CENT:

Gross Debt 2.64
 Net Debt 2.57
 Tax Levy Collected 100.00
 Tax Levy Cancelled, Abated or Adjusted

EXPENDITURES		REVENUES-REALIZED		1981 PROPERTY TAX	
GENERAL GOVERNMENT				STATE EQUALIZED TAX RATE	
Governing Body & Public Boards		1981 Property Taxes Collected	179,092.91	Local District School Taxes	
Municipal Clerk	7,800.00	1981 Payments in Lieu of Taxes		Regional & Consolidated School Tax 1.10	50,439.92
Financial Administration	200.00	Delinquent Tax & Lien Collections		School Taxes in Municipal Budget	
Assessment of Taxes	200.00	Business Personalty Replacement Taxes	749.00	County Taxes	.72 32,804.40
Collection of Taxes		Taxes from Public Utilities	18,614.00	County Library Taxes	.03 1,220.42
Planning, Housing & Development		Other Miscellaneous Tax Revenues		Local Municipal Purpose Taxes	2.06 54,628.17
Human Resources		State Aid Revenues	33,529.28	Veteran & Senior Citizen Taxes	
Elections	414.00	Federal Aid Revenues		Total Taxes for Rate Computation	3.91 179,092.91
General Administration (other)	47,697.70	State and Local Fiscal Assistance Act Utilized	6,863.49	Special District Taxes	
JUDICIARY		Sale of Acquired Property		Bank Corp. Taxes	
Municipal Courts	3,552.53	Other Miscellaneous Revenues	15,591.02	Added and Omitted Taxes	
PUBLIC SAFETY		Total	254,459.70	Total Taxes Levied - ABSTRACT	179,092.91
Fire Protection	2,259.63	Prior Years Surplus Appropriated	65,000.00	Total Taxes Billed	179,092.91
Police Protection	2,336.00	REVENUES TOTAL	319,459.70	1981 TAXES COLLECTED	179,092.91
Civil Defense & Disaster Control	1,500.00	Reserve For Uncollected Taxes		1981 Taxes Cancelled, Abated or Adjusted	
Environmental Inspection & Control				Transfer to Tax Title Liens or Foreclosed	
Other Public Safety				Balance Outstanding Dec. 31, 1981	
PUBLIC WORKS		CAPITAL OUTLAY TOTAL		PRIOR YEARS TAXES OUTSTANDING	
Streets and Drainage	38,050.16	Public Enterprises		Balance January 1, 1981	
Sewers and Sewage Processing	34,371.00	Recreation—Culture		Collected in 1981	
Garbage and Trash Disposal	31,410.66	Public Works		Cancelled, Abated or Adjusted 1981	
Public Buildings and Grounds	11,000.00	Buildings and Grounds		Transfers to Tax Title Liens or Foreclosed	
Other Public Works		Library and Education		Balance December 31, 1981	
HEALTH and WELFARE		Conservation		TAX TITLE LIENS OUTSTANDING	
Health Services Except Environmental	6,092.00	All Other		Balance January 1, 1981	
Welfare-Public Assistance	2,000.00			Transfer From Taxes	
Hospitals, Clinics, First Aid		CAPITAL DEBT AUTHORIZED, DECEMBER 31, 1981		Redeemed in 1981	
Animal, Insect, & Rodent Control		ISSUED AND UNISSUED GROSS DEBT NET DEBT		Cancelled, Abated or Adjusted (1981)	
Other Welfare Services		School 2,166		Transfers to Foreclosed Property	
RECREATION and CONSERVATION		Self-liquidating 77,600	77,600	Balance December 31, 1981	
Beaches and Boardwalks		Other 79,766	77,600	PROPERTY ACQUIRED BY DEED OR	
Parks, Playgrounds, Shade Trees	2,200.00	Total 79,766	77,600	FORECLOSURE	
Land Reclamation & Conservation				Balance January 1, 1981	
Other Recreational Services	990.00	ISSUED AND OUTSTANDING		Transfers From Taxes or Liens	
EDUCATION (excluding schools)		School 2,166.65		Sale for Cash (1981)	
Libraries		Self-Liquidating 31,800.00		Cancelled, Abated or Adjusted (1981)	
Other Educational Services		Other 33,966.65		Balance December 31, 1981	
STATUTORY EXPENDITURES		EQUALIZED VALUATION BASIS		CURRENT FINANCES DECEMBER 31, 1981	
Pensions & F. I. C. A.	7,000.91	FOR NET DEBT COMPUTATION	3,016,769	ASSETS	
Employee Fringe Benefits		REAL PROPERTY VALUATIONS		Cash Dec. 31, 1981	111,590.57
Other Statutory Expenditures	448.00	Code Class # of Parcels % VAL'N		Taxes Receivable	
CETA And Other Public Employment Programs		1 Vacant Land 1 2.54		Tax Title Liens	
MUNICIPAL FUNCTIONS TOTAL	199,522.59	2 Residential		Foreclosed Property	
CAPITAL IMPROVEMENTS *MEMO*		3 Farm		Emergencies & Other Deferred Charges	10,680.30
DEBT SERVICE		4a Commercial		State and Federal Aid Receivable	
Principal Payments	15,000.00	4b Industrial		Other Receivables	8,691.28
Interest Payments	3,267.45	4c Apartments 2 97.46	4,800,000.00	Total	130,962.15
		Total 3	4,925,000.00	LIABILITIES, RESERVES, AND SURPLUS	
DEFERRED CHARGES		Land Area .09 Sq. Miles		Cash Liabilities	59,773.36
SCHOOL, COUNTY, SPECIAL DISTRICT TAXES	3,567.09	Net Valuation Taxable-Municipal	5,040,268	Reserves for Receivables	8,691.28
RESERVE FOR UNCOLLECTED TAXES	84,464.74	Net Valuation Taxable-County	6,168,042	Surplus Dec. 31, 1981	62,497.51
EXPENDITURES TOTAL	305,821.87	State Equalized Valuation	4,595,392	Total	130,962.15
		State Equalization Ratio	109.93		

0431

Population 1980 5,900
 Population 1981 5,877
 S & P Rating
 Moody Rating BAA-1

General Tax Rate Per \$100.
 6.71
 State Equalized Tax Rate
 3.29

SOMERDALE BOROUGH - CAMDEN CO.

Form of Government:

Borough Council

Number of Members on Governing Body - 6

PER CAPITA:

Gross Debt 317.59
 Net Debt 250.77
 Debt Service 24.30
 Total Tax Levy 451.44
 Municipal Expenditures 186.01

PER CENT:

Gross Debt 2.57
 Net Debt 2.03
 Tax Levy Collected 97.07
 Tax Levy Cancelled, Abated or Adjusted

EXPENDITURES		REVENUES-REALIZED		1981 PROPERTY TAX	
GENERAL GOVERNMENT				STATE EQUALIZED TAX RATE	
Governing Body & Public Boards		1981 Property Taxes Collected	2,552,870.13	Local District School Taxes 1.02	813,450.00
Municipal Clerk		1981 Payments in Lieu of Taxes		Regional & Consolidated School Tax .62	493,614.50
Financial Administration	25,001.00	Delinquent Tax & Lien Collections	73,675.23	School Taxes in Municipal Budget	
Assessment of Taxes	4,955.00	Business Personalty Replocement Taxes	41,001.80	County Taxes 1.09 *	866,368.54
Collection of Taxes	8,270.00	Taxes from Public Utilities	303,641.00	County Library Taxes .02	19,451.73
Planning, Housing & Development	4,335.00	Other Miscellaneous Tax Revenues		Local Municipal Purpose Taxes .54	429,000.00
Human Resources		State Aid Revenues	55,804.09	Veteran & Senior Citizen Taxes	54,700.00
Elections	2,964.48	Federal Aid Revenues	22,949.16	Total Taxes for Rate Computation 3.29	2,676,584.77
General Administration (other)	146,665.46	State and Local Fiscal Assistance Act Utilized	40,443.00	Special District Taxes	
JUDICIARY		Sale of Acquired Property		Bank Corp. Taxes	3,729.65
Municipal Courts	10,395.00	Other Miscellaneous Revenues	112,536.72	Added and Omitted Taxes	27,477.41
PUBLIC SAFETY		Total	3,202,921.13	Total Taxes Levied - ABSTRACT	2,653,091.83
Fire Protection	38,560.24	Prior Years Surplus Appropriated	66,000.00	Total Taxes Billed	2,629,873.84
Police Protection	208,201.80	REVENUES TOTAL	3,268,921.13	1981 TAXES COLLECTED	2,552,870.13
Civil Defense & Disaster Control	50.00	Reserve For Uncollected Taxes	123,673.00	1981 Taxes Cancelled, Abated or Adjusted	
Environmental Inspection & Control	5,320.38	CAPITAL OUTLAY TOTAL	27,568.90	Transfer to Tax Title Liens or Foreclosed	
Other Public Safety		Public Enterprises		Balance Outstanding Dec. 31, 1981	77,003.71
PUBLIC WORKS		Recreation—Culture	1,090.00	PRIOR YEARS TAXES OUTSTANDING	
Streets and Drainage	97,955.78	Public Works	10,942.00	Balance January 1, 1981	63,563.86
Sewers and Sewage Processing	83,532.00	Buildings and Grounds	15,936.50	Collected in 1981	63,069.04
Garbage and Trash Disposol	19,411.47	Library and Education		Cancelled, Abated or Adjusted 1981	
Public Buildings and Grounds		Conservation		Transfers to Tax Title Liens or Foreclosed	
Other Public Works		All Other		Balance December 31, 1981	494.82
HEALTH and WELFARE		CAPITAL DEBT AUTHORIZED, DECEMBER 31, 1981		TAX TITLE LIENS OUTSTANDING	
Health Services Except Environmental	1,690.00	ISSUED AND UNISSUED		Balance January 1, 1981	36,833.90
Welfare-Public Assistance	4,619.22	School	359,182	Transfer From Taxes	
Hospitals, Clinics, First Aid		Self-liquidating		Redeemed in 1981	10,606.19
Animal, Insect, & Rodent Control		Other	1,507,313	Cancelled, Abated or Adjusted (1981)	
Other Welfare Services		Total	1,866,495	Transfers to Foreclosed Property	
RECREATION and CONSERVATION		ISSUED AND OUTSTANDING		Balance December 31, 1981	26,227.71
Beaches and Boardwalks		School	270,403.97	PROPERTY ACQUIRED BY DEED OR	
Parks, Playgrounds, Shode Trees		Self-liquidating		FORECLOSURE	
Land Reclamation & Conservation	300.00	Other	1,077,551.00	Balance January 1, 1981	19,850.00
Other Recreational Services	8,240.00	Total	1,347,554.97	Transfers From Taxes or Liens	
EDUCATION (excluding schools)		EQUALIZED VALUATION BASIS		Sale for Cash (1981)	
Libraries	8,290.00	FOR NET DEBT COMPUTATION	72,648,407	Cancelled, Abated or Adjusted (1981)	
Other Educational Services		REAL PROPERTY VALUATIONS		Balance December 31, 1981	19,850.00
STATUTORY EXPENDITURES		Code Class # of Parcels % VAL'N	ASSESSED VALUATION	CURRENT FINANCES DECEMBER 31, 1981	
Pensions & F. I. C. A.	43,053.20	1 Vacant Land 206 2.37	518,630.00	ASSETS	
Employee Fringe Benefits		2 Residential 1542 73.21	28,375,410.00	Cash Dec. 31, 1981	341,267.43
Other Statutory Expenditures	8,723.34	3 Farm		Taxes Receivable	77,498.53
CETA And Other Public Employment Programs	65,000.00	4a Commercial 102 11.66	4,521,375.00	Tax Title Liens	26,227.71
MUNICIPAL FUNCTIONS TOTAL	795,533.37	4b Industrial 41 5.90	2,285,025.00	Foreclosed Property	19,850.00
CAPITAL IMPROVEMENTS *MEMO*	5,000.00	4c Apartments 7 6.86	2,660,300.00	Emergencies & Other Deferred Charges	7,773.00
DEBT SERVICE		Total 1898	38,760,740.00	State and Federal Aid Receivable	
Principal Payments	67,000.00	Land Area 1.36 Sq. Miles		Other Receivables	14,005.91
Interest Payments	75,823.35	Net Valuation Taxable-Municipal	39,077,492	Total	480,622.58
DEFERRED CHARGES	31,161.88	Net Valuation Taxable-County	72,337,000	LIABILITIES, RESERVES, AND SURPLUS	
SCHOOL, COUNTY, SPECIAL DISTRICT TAXES	2,192,884.77	State Equalized Valuation	79,355,781	Cash Liabilities	168,304.27
RESERVE FOR UNCOLLECTED TAXES	123,673.00	State Equalization Ratio	49.04	Reserves for Receivables	137,572.15
EXPENDITURES TOTAL	3,286,076.37			Surplus Dec. 31, 1981	180,746.16
				Total	480,622.58

Population 1980 10,330
 Population 1981 10,250
 S & P Rating
 Moody Rating

General Tax Rate Per \$100. 2.79
 State Equalized Tax Rate 2.02

SOMERS POINT CITY - ATLANTIC COUNTY
Form of Government:
City Charter Act (P.L. 1897 c. 30)
Number of Members on Governing Body - 7

PER CAPITA:

Gross Debt 158.97
 Net Debt 61.07
 Debt Service 27.08
 Total Tax Levy 521.48
 Municipal Expenditures 274.58

PER CENT

Gross Debt .78
 Net Debt .30
 Tax Levy Collected 94.48
 Tax Levy Cancelled, Abated or Adjusted .23

EXPENDITURES		REVENUES-REALIZED		1981 PROPERTY TAX	
GENERAL GOVERNMENT				STATE EQUALIZED TAX RATE →	
Governing Body & Public Boards		1981 Property Taxes Collected	5,054,542.34	Local District School Taxes .68	1,702,316.50
Municipal Clerk		1981 Payments in Lieu of Taxes		Regional & Consolidated School Tax .37	962,556.50
Financial Administration	35,980.17	Delinquent Tax & Lien Collections	204,041.13	School Taxes in Municipal Budget .05	131,799.90
Assessment of Taxes	20,800.00	Business Personalty Replacement Taxes	82,198.68	County Taxes .45 *	1,186,485.62
Collection of Taxes	24,753.58	Taxes from Public Utilities	472,051.00	County Library Taxes .02	56,770.61
Planning, Housing & Development	4,957.84	Other Miscellaneous Tax Revenues	60,000.00	Local Municipal Purpose Taxes .45	1,169,925.42
Human Resources		State Aid Revenues	105,548.01	Veteran & Senior Citizen Taxes	119,800.00
Elections	6,002.95	Federal Aid Revenues	30,160.20	Total Taxes for Rate Computation 2.02	5,409,654.61
General Administration (other)	210,786.34	State and Local Fiscal Assistance Act Utilized	86,628.55	Special District Taxes	
JUDICIARY		Sale of Acquired Property		Bank Corp. Taxes	3,419.03
Municipal Courts	30,475.44	Other Miscellaneous Revenues	227,505.85	Added and Omitted Taxes	51,943.66
PUBLIC SAFETY		Total	6,323,115.76	Total Taxes Levied - ABSTRACT	5,345,217.30
Fire Protection	139,282.71	Prior Years Surplus Appropriated	250,000.00	Total Taxes Billed	5,349,859.32
Police Protection	655,891.04	REVENUES TOTAL	6,573,115.76	1981 TAXES COLLECTED	5,054,542.34
Civil Defense & Disaster Control	1,011.16	Reserve For Uncollected Taxes	227,444.54	1981 Taxes Cancelled, Abated or Adjusted	12,466.41
Environmental Inspection & Control	27,700.00	CAPITAL OUTLAY TOTAL	82,650.81	Transfer to Tax Title Liens or Foreclosed	10,056.97
Other Public Safety				Balance Outstanding Dec. 31, 1981	272,793.60
PUBLIC WORKS				PRIOR YEARS TAXES OUTSTANDING	
Streets and Drainage	337,841.16	Public Enterprises		Balance January 1, 1981	193,618.23
Sewers and Sewage Processing		Recreation—Culture	7,850.21	Collected in 1981	151,561.04
Garbage and Trash Disposal	134,000.00	Public Works	68,753.77	Cancelled, Abated or Adjusted 1981	
Public Buildings and Grounds	88,851.40	Buildings and Grounds	6,046.83	Transfers to Tax Title Liens or Foreclosed	1,625.60
Other Public Works	63,093.52	Library and Education		Balance December 31, 1981	411.59
HEALTH and WELFARE		Conservation		TAX TITLE LIENS OUTSTANDING	
Health Services Except Environmental		All Other		Balance January 1, 1981	31,987.04
Welfare-Public Assistance	3,715.00	CAPITAL DEBT AUTHORIZED, DECEMBER 31, 1981		Transfer From Taxes	11,890.69
Hospitals, Clinics, First Aid		ISSUED AND UNISSUED		Redeemed in 1981	12,460.09
Animal, Insect, & Rodent Control	550.00	School	1,003,411	Cancelled, Abated or Adjusted (1981)	
Other Welfare Services		Self-liquidating		Transfers to Foreclosed Property	
RECREATION and CONSERVATION		Other	626,000	Balance December 31, 1981	31,417.64
Beaches and Boardwalks		Total	1,629,411	PROPERTY ACQUIRED BY DEED OR FORECLOSURE	
Parks, Playgrounds, Shade Trees	17,648.60	ISSUED AND OUTSTANDING		Balance January 1, 1981	13,412.50
Land Reclamation & Conservation		School	1,003,411.50	Transfers From Taxes or Liens	
Other Recreational Services		Self-liquidating		Sale for Cash (1981)	
EDUCATION (excluding schools)		Other	621,800.00	Cancelled, Abated or Adjusted (1981)	
Libraries	27,291.94	Total	1,625,211.90	Balance December 31, 1981	13,412.50
Other Educational Services		EQUALIZED VALUATION BASIS		CURRENT FINANCES DECEMBER 31, 1981	
STATUTORY EXPENDITURES		FOR NET DEBT COMPUTATION	209,925,855	ASSETS	
Pensions & F. I. C. A.	122,416.26	REAL PROPERTY VALUATIONS		Cash Dec. 31, 1981	169,356.69
Employee Fringe Benefits	46,092.47	Code Class # of Parcels % VAL'N		Taxes Receivable	273,205.19
Other Statutory Expenditures	8,500.00	1 Vacant Land 467 2.48	4,593,800.00	Tax Title Liens	31,417.64
CETA and Other Public Employment Programs	47,707.91	2 Residential 3289 67.48	125,038,900.00	Foreclosed Property	13,412.50
MUNICIPAL FUNCTIONS TOTAL	2,055,349.49	3 Farm		Emergencies & Other Deferred Charges	57,973.59
CAPITAL IMPROVEMENTS *MEMU*	5,000.00	4a Commercial 193 19.23	35,629,000.00	State and Federal Aid Receivable	60,000.00
DEBT SERVICE		4b Industrial		Other Receivables	8,993.13
Principal Payments	162,000.00	4c Apartments 26 10.82	20,043,900.00	Total	614,358.74
Interest Payments	115,530.17	Total 3975	185,305,600.00	LIABILITIES, RESERVES, AND SURPLUS	
TYPE I SCHL DEBT *MEMU	153,503.00	Land Area 4.08 Sq. Miles		Cash Liabilities	192,733.54
DEFERRED CHARGES	254,114.09	Net Valuation Taxable-Municipal	189,689,525	Reserves for Receivables	327,028.46
SCHOOL, COUNTY, SPECIAL DISTRICT TAXES	4,115,929.19	Net Valuation Taxable-County	224,824,760	Surplus Dec. 31, 1981	94,596.74
RESERVE FOR UNCOLLECTED TAXES	227,444.54	State Equalized Valuation	260,013,115	Total	614,358.74
EXPENDITURES TOTAL	6,934,367.48	State Equalization Ratio	72.49		

1818

Population 1980 11,973
 Population 1981 11,688
 S & P Rating
 Moody Rating A-1

General Tax Rate Per \$100. 4.88
 State Equalized Tax Rate 2.99

SOMERVILLE BOROUGH - SOMERSET CO.**Form of Government:****Borough Council****Number of Members on Governing Body - 6****PER CAPITA:**

Gross Debt 586.67
 Net Debt 329.35
 Debt Service 47.04
 Total Tax Levy 691.55
 Municipal Expenditures 361.06

PER CENT:

Gross Debt 2.97
 Net Debt 1.67
 Tax Levy Collected 95.66
 Tax Levy Cancelled, Abated or Adjusted .10

EXPENDITURES		REVENUES-REALIZED		1981 PROPERTY TAX	
GENERAL GOVERNMENT				STATE EQUALIZED TAX RATE	
Governing Body & Public Boards		1981 Property Taxes Collected	7,850,868.89	Local District School Taxes	1.84
Municipal Clerk		1981 Payments in Lieu of Taxes		Regional & Consolidated School Tax	
Financial Administration	43,374.00	Delinquent Tax & Lien Collections	287,967.39	School Taxes in Municipal Budget	
Assessment of Taxes	15,127.00	Business Personalty Replacement Taxes	252,385.28	County Taxes	.43
Collection of Taxes	23,305.00	Taxes from Public Utilities	813,988.00	County Library Taxes	
Planning, Housing & Development	27,355.00	Other Miscellaneous Tax Revenues		Local Municipal Purpose Taxes	.72
Human Resources		State Aid Revenues	170,352.20	Veteran & Senior Citizen Taxes	
Elections	4,704.00	Federal Aid Revenues	8,037.79	Total Taxes for Rate Computation	2.99
General Administration (other)	530,321.00	State and Local Fiscal Assistance Act Utilized	152,633.11	Special District Taxes	
JUDICIARY		Sale of Acquired Property		Bank Corp. Taxes	27,170.77
Municipal Courts	29,522.00	Other Miscellaneous Revenues	612,864.59	Added and Omitted Taxes	15,899.57
PUBLIC SAFETY		Total	10,149,117.25	Total Taxes Levied - ABSTRACT	8,221,172.37
Fire Protection	115,424.00	Prior Years Surplus Appropriated	350,000.00	Total Taxes Billed	8,206,931.55
Police Protection	1,038,748.00	REVENUES TOTAL	10,499,117.25	1981 TAXES COLLECTED	7,850,888.89
Civil Defense & Disaster Control	10,204.00	Reserve for Uncollected Taxes	354,442.00	1981 Taxes Cancelled, Abated or Adjusted	8,139.12
Environmental Inspection & Control	46,549.00	CAPITAL OUTLAY TOTAL	807,032.37	Transfer to Tax Title Liens or Foreclosed	6,399.10
Other Public Safety				Balance Outstanding Dec. 31, 1981	341,504.84
PUBLIC WORKS				PRIOR YEARS TAXES OUTSTANDING	
Streets and Drainage	336,758.90	Public Enterprises		Balance January 1, 1981	292,271.23
Sewers and Sewage Processing	28,450.00	Recreation—Culture	80,037.46	Collected in 1981	290,151.35
Garbage and Trash Disposal	180,491.00	Public Works	321,714.87	Cancelled, Abated or Adjusted 1981	
Public Buildings and Grounds	103,353.38	Buildings and Grounds	405,220.04	Transfers to Tax Title Liens or Foreclosed	1,280.02
Other Public Works		Library and Education		Balance December 31, 1981	839.86
HEALTH and WELFARE		Conservation		TAX TITLE LIENS OUTSTANDING	
Health Services Except Environmental	82,469.00	All Other		Balance January 1, 1981	24,644.82
Welfare-Public Assistance	29,534.00	CAPITAL DEBT AUTHORIZED, DECEMBER 31, 1981		Transfer From Taxes	7,825.11
Hospitals, Clinics, First Aid		ISSUED AND UNISSUED GROSS DEBT NET DEBT		Redeemed in 1981	1,656.04
Animal, Insect, & Radent Control	8,316.00	School	3,059,000	Cancelled, Abated or Adjusted (1981)	
Other Welfare Services		Self-liquidating	3,915,305	Transfers to Foreclosed Property	
RECREATION and CONSERVATION		Other	3,915,305	Balance December 31, 1981	30,813.89
Beaches and Boardwalks		Total	6,974,305	PROPERTY ACQUIRED BY DEED OR FORECLOSURE	
Parks, Playgrounds, Shade Trees	70,350.00			Balance January 1, 1981	4,800.00
Land Reclamation & Conservation		ISSUED AND OUTSTANDING		Transfers From Taxes or Liens	
Other Recreational Services	58,567.11	School	3,059,000.00	Sale for Cash (1981)	
EDUCATION (excluding schools)		Self-liquidating	3,411,000.00	Cancelled, Abated or Adjusted (1981)	
Libraries	128,872.00	Other	6,470,000.00	Balance December 31, 1981	4,800.00
Other Educational Services		Total		CURRENT FINANCES DECEMBER 31, 1981	
STATUTORY EXPENDITURES		EQUALIZED VALUATION BASIS FOR NET DEBT COMPUTATION	234,693,108	ASSETS	
Pensions & F. I. C. A.	345,000.00	REAL PROPERTY VALUATIONS		Cash Dec. 31, 1981	741,609.64
Employee Fringe Benefits	84,220.00	Code Class # of Parcels % VAL'N		Taxes Receivable	342,344.70
Other Statutory Expenditures	16,680.00	1 Vacant Land 125 1.11	1,774,000.00	Tax Title Liens	30,813.89
CETA and Other Public Employment Programs	7,231.74	2 Residential 2640 61.89	99,294,950.00	Foreclosed Property	4,800.00
MUNICIPAL FUNCTIONS TOTAL	3,368,926.13	3 Farm		Emergencies & Other Deferred Charges	
CAPITAL IMPROVEMENTS *MEMO*	13,000.00	4a Commercial 366 25.09	40,251,700.00	State and Federal Aid Receivable	
DEBT SERVICE		4b Industrial 15 3.70	5,939,400.00	Other Receivables	4,947.49
Principal Payments	320,000.00	4c Apartments 28 8.22	13,181,500.00	Total	1,124,515.72
Interest Payments	239,249.50	Total	160,441,550.00	LIABILITIES, RESERVES, AND SURPLUS	
DEFERRED CHARGES	5,675.00	Land Area 2.30 Sq. Miles		Cash Liabilities	162,889.83
SCHOOL, COUNTY, SPECIAL DISTRICT TAXES	6,209,458.39	Net Valuation Taxable-Municipal	167,757,693	Reserves for Receivables	382,906.08
RESERVE FOR UNCOLLECTED TAXES	354,442.00	Net Valuation Taxable-County	255,462,619	Surplus Dec. 31, 1981	578,719.81
EXPENDITURES TOTAL	10,501,751.02	State Equalized Valuation	269,247,118	Total	1,124,515.72
		State Equalization Ratio	61.27		

1220

Population 1980 8,322

Population 1981 8,245

S & P Rating

Moody Rating

General Tax Rate Per \$100.

2.99

State Equalized Tax Rate

2.16

SOUTH AMBOY CITY - MIDDLESEX COUNTY**Form of Government:****Mayor-Council Plan D (OMCL 50)****Number of Members on Governing Body - 5****PER CAPITA:**

Gross Debt 410.74

Net Debt 370.67

Debt Service 5.51

Total Tax Levy 365.83

Municipal Expenditures 494.70

PER CENT.

Gross Debt 2.52

Net Debt 2.28

Tax Levy Collected 90.56

Tax Levy Cancelled, Abated

or Adjusted

EXPENDITURES		REVENUES-REALIZED		1981 PROPERTY TAX	
GENERAL GOVERNMENT				STATE EQUALIZED TAX RATE	
Governing Body & Public Boards		1981 Property Taxes Collected	2,724,375.99	Local District School Taxes	1.57
Municipal Clerk		1981 Payments in Lieu of Taxes		Regional & Consolidated School Tax	
Financial Administration	42,683.00	Delinquent Tax & Lien Collections	215,168.84	School Taxes in Municipal Budget	.01
Assessment of Taxes	112,410.00	Business Personalty Replacement Taxes	57,453.24	County Taxes	.55
Collection of Taxes	31,363.00	Taxes from Public Utilities	3,551,549.00	County Library Taxes	
Planning, Housing & Development	18,200.00	Other Miscellaneous Tax Revenues		Local Municipal Purpose Taxes	.03
Human Resources		State Aid Revenues	104,630.70	Veteran & Senior Citizen Taxes	
Elections	3,250.00	Federal Aid Revenues	2,970.00	Total Taxes for Rate Computation	2.16
General Administration (other)	502,698.00	State and Local Fiscal Assistance Act Utilized	198,180.46	Special District Taxes	
JUDICIARY		State and Local Fiscal Assistance Act Utilized	29,000.00	Bank Corp. Taxes	12,881.95
Municipal Courts	35,249.00	Sale of Acquired Property	193,323.14	Added and Omitted Taxes	4,475.05
PUBLIC SAFETY		Other Miscellaneous Revenues	7,076,651.37	Total Taxes Levied - ABSTRACT	3,016,269.27
Fire Protection	84,200.00	Total		Total Taxes Billed	3,008,411.59
Police Protection	541,620.00	Prior Years Surplus Appropriated	7,076,651.37	1981 TAXES COLLECTED	2,724,375.99
Civil Defense & Disaster Control	2,500.00	REVENUES TOTAL		1981 Taxes Cancelled, Abated or Adjusted	
Environmental Inspection & Control	17,900.00	Reserve For Uncollected Taxes	269,469.49	Transfer to Tax Title Liens or Foreclosed	18,404.28
Other Public Safety		CAPITAL OUTLAY	588,599.37	Balance Outstanding Dec. 31, 1981	265,631.32
PUBLIC WORKS		Total		PRIOR YEARS TAXES OUTSTANDING	
Streets and Drainage	366,864.00	Public Enterprises	28,004.09	Balance January 1, 1981	354,023.23
Sewers and Sewage Processing	267,634.00	Recreation—Culture		Collected in 1981	213,375.16
Garbage and Trash Disposal	163,992.00	Public Works	713,058.24	Cancelled, Abated or Adjusted 1981	
Public Buildings and Grounds	242,446.00	Buildings and Grounds	247,457.04	Transfers to Tax Title Liens or Foreclosed	17,548.24
Other Public Works		Library and Education		Balance December 31, 1981	123,099.83
HEALTH and WELFARE		Conservation		TAX TITLE LIENS OUTSTANDING	
Health Services Except Environmental	123,568.00	All Other		Balance January 1, 1981	50,755.28
Welfare-Public Assistance	13,511.00	CAPITAL DEBT AUTHORIZED, DECEMBER 31, 1981		Transfer From Taxes	39,177.62
Hospitals, Clinics, First Aid	6,000.00	ISSUED AND UNISSUED		Redeemed in 1981	1,793.68
Animal, Insect, & Radent Control	4,117.37	School	208,000	Cancelled, Abated or Adjusted (1981)	
Other Welfare Services	1,600.00	Self-liquidating	550,105	Transfers to Foreclosed Property	
RECREATION and CONSERVATION		Other	2,628,459	Balance December 31, 1981	88,139.22
Beaches and Boardwalks		Total	3,386,564	PROPERTY ACQUIRED BY DEED OR FORECLOSURE	
Parks, Playgrounds, Shade Trees	10,000.00	ISSUED AND OUTSTANDING		Balance January 1, 1981	104,970.00
Land Reclamation & Conservation	100.00	School	208,000.00	Transfers From Taxes or Liens	
Other Recreational Services	73,688.00	Self-Liquidating	119,727.97	Sale for Cash (1981)	
EDUCATION (excluding schools)		Other	1,842,465.00	Cancelled, Abated or Adjusted (1981)	
Libraries	137,819.00	Total	2,170,152.97	Balance December 31, 1981	104,970.00
Other Educational Services	125,800.00	EQUALIZED VALUATION BASIS		CURRENT FINANCES DECEMBER 31, 1981	
STATUTORY EXPENDITURES		FOR NET DEBT COMPUTATION	134,157,442	ASSETS	
Pensions & F. I. C. A.	226,310.00	REAL PROPERTY VALUATIONS		Cash Dec. 31, 1981	1,858,039.92
Employee Fringe Benefits	113,310.34	Code Class # of Parcels % VAL'N		Taxes Receivable	388,731.15
Other Statutory Expenditures		1 Vacant Land 143 2.85	2,625,900.00	Tax Title Liens	88,139.22
CETA And Other Public Employment Programs	55,910.00	2 Residential 2120 71.64	70,975,700.00	Foreclosed Property	104,970.00
MUNICIPAL FUNCTIONS		3 Farm		Emergencies & Other Deferred Charges	101,688.83
CAPITAL IMPROVEMENTS	*MEMO*	4a Commercial 171 11.36	11,250,000.00	State and Federal Aid Receivable	49,229.39
DEBT SERVICE		4b Industrial 12 13.00	12,875,400.00	Other Receivables	331,834.94
Principal Payments	20,000.00	4c Apartments 8 1.16	1,147,100.00	Total	2,922,633.45
Interest Payments	25,401.66	Total	99,074,100.00	LIABILITIES, RESERVES, AND SURPLUS	
TYPE I SCHL DEBT *MEMO	23,328.00	Land Area 1.45 Sq. Miles		Cash Liabilities	1,003,954.93
DEFERRED CHARGES	35,187.23	Net Valuation Taxable-Municipal	100,466,105	Reserves for Receivables	913,675.31
SCHOOL, COUNTY, SPECIAL DISTRICT TAXES	2,958,897.35	Net Valuation Taxable-County	145,436,522	Surplus Dec. 31, 1981	1,005,003.21
RESERVE FOR UNCOLLECTED TAXES	265,469.49	State Equalized Valuation	140,367,674	Total	2,922,633.45
EXPENDITURES		State Equalization Ratio	72.32		
TOTAL	7,037,698.44				

1981/3000

* ABOVE DEBT SERVICE INCLUDES TYPE I SCHOOL DEBT

Population 1980 1,566
 Population 1981 1,543
 S & P Rating
 Moody Rating

General Tax Rate Per \$100. 6.57
 State Equalized Tax Rate 2.96

SOUTH BELMAR BORO. - MONMOUTH CO.
Form of Government:
Borough Council
Number of Members on Governing Body - 6

PER CAPITA:
 Gross Debt 317.23
 Net Debt 131.78
 Debt Service 26.95
 Total Tax Levy 609.65
 Municipal Expenditures 391.29

PER CENT:
 Gross Debt 1.68
 Net Debt .70
 Tax Levy Collected 93.29
 Tax Levy Cancelled, Abated or Adjusted

EXPENDITURES		REVENUES-REALIZED		1981 PROPERTY TAX	
GENERAL GOVERNMENT				STATE EQUALIZED TAX RATE →	
Governing Body & Public Boards		1981 Property Taxes Collected	876,642.29	Local District School Taxes 1.43	451,273.00
Municipal Clerk		1981 Payments in Lieu of Taxes		Regional & Consolidated School Tax	
Financial Administration	7,994.00	Delinquent Tax & Lien Collections	61,146.04	School Taxes in Municipal Budget	
Assessment of Taxes	38,791.67	Business Personalty Replocement Taxes	9,068.32	County Taxes .51	161,377.35
Collection of Taxes	7,310.49	Taxes from Public Utilities	68,426.00	County Library Taxes .02	5,872.95
Planning, Housing & Development	1,063.43	Other Miscellaneous Tax Revenues		Local Municipal Purpose Taxes 1.00	317,342.00
Human Resources		State Aid Revenues	12,645.81	Veteran & Senior Citizen Taxes	31,800.00
Elections	435.80	Federal Aid Revenues	13,974.89	Total Taxes for Rate Computation 2.96	967,665.30
General Administration (other)	52,593.17	State and Local Fiscal Assistance Act Utilized	31,564.00	Special District Taxes	
JUDICIARY		Sole of Acquired Property		Bank Corp. Taxes	952.06
Municipal Courts	9,541.61	Other Miscellaneous Revenues	39,275.12	Added and Omitted Taxes	3,877.64
PUBLIC SAFETY		Total	1,112,742.47	Total Taxes Levied - ABSTRACT	940,695.00
Fire Protection	3,979.66	Prior Years Surplus Appropriated	20,400.00	Total Taxes Billed	939,742.94
Police Protection	206,134.83	REVENUES TOTAL	1,133,142.47	1981 TAXES COLLECTED	876,642.29
Civil Defense & Disaster Control		Reserve For Uncollected Taxes	70,683.21	1981 Taxes Cancelled, Abated or Adjusted	
Environmental Inspection & Control	6,536.00	CAPITAL OUTLAY TOTAL	19,804.05	Transfer to Tax Title Liens or Foreclosed	12,913.72
Other Public Safety		Public Enterprises	14,834.60	Balance Outstanding Dec. 31, 1981	50,186.93
PUBLIC WORKS		Recreation—Culture	3,901.88	PRIOR YEARS TAXES OUTSTANDING	
Streets and Drainage	36,904.24	Public Works	317.57	Balance January 1, 1981	59,366.94
Sewers and Sewage Processing		Buildings and Grounds	750.00	Collected in 1981	53,377.44
Garbage and Trash Disposal	30,029.09	Library and Education		Cancelled, Abated or Adjusted 1981	
Public Buildings and Grounds	13,416.94	Conservation		Transfers to Tax Title Liens or Foreclosed	2,493.12
Other Public Works		All Other		Balance December 31, 1981	3,496.38
HEALTH and WELFARE		CAPITAL DEBT AUTHORIZED, DECEMBER 31, 1981		TAX TITLE LIENS OUTSTANDING	
Health Services Except Environmental	50.00	ISSUED AND UNISSUED		Balance January 1, 1981	33,117.86
Welfare-Public Assistance	1,721.98	School		Transfer From Taxes	15,892.25
Hospitals, Clinics, First Aid		Self-liquidating	286,151	Redeemed in 1981	7,768.60
Animal, Insect, & Radent Control		Other	203,334	Cancelled, Abated or Adjusted (1981)	
Other Welfare Services		Total	489,485	Transfers to Foreclosed Property	
RECREATION and CONSERVATION		ISSUED AND OUTSTANDING		Balance December 31, 1981	41,241.51
Beaches and Boardwalks		School		PROPERTY ACQUIRED BY DEED OR FORECLOSURE	
Parks, Playgrounds, Shade Trees	15.00	Self-Liquidating	68,000.00	Balance January 1, 1981	1,270.00
Land Reclamation & Conservation		Other	184,000.00	Transfers From Taxes or Liens	
Other Recreational Services	2,525.00	Total	252,000.00	Sale for Cash (1981)	
EDUCATION (excluding schools)		EQUALIZED VALUATION BASIS FOR NET DEBT COMPUTATION	29,067,919	Cancelled, Abated or Adjusted (1981)	
Libraries		REAL PROPERTY VALUATIONS		Balance December 31, 1981	1,270.00
Other Educational Services		Code Class # of Parcels % VAL'N	ASSESSED VALUATION	CURRENT FINANCES DECEMBER 31, 1981	
STATUTORY EXPENDITURES		1 Vacant Land 58 1.42	200,000.00	ASSETS	
Pensions & F. I. C. A.	36,240.21	2 Residential 777 84.54	11,924,000.00	Cash Dec. 31, 1981	135,298.80
Employee Fringe Benefits	9,737.97	3 Farm		Taxes Receivable	53,683.31
Other Statutory Expenditures	800.00	4a Commercial 39 10.46	1,475,350.00	Tax Title Liens	41,241.51
CETA And Other Public Employment Programs	14,207.00	4b Industrial 3 .99	139,500.00	Foreclosed Property	1,270.00
MUNICIPAL FUNCTIONS TOTAL	480,028.09	4c Apartments 1 2.59	305,700.00	Emergencies & Other Deferred Charges	48,283.37
CAPITAL IMPROVEMENTS *MEMO*		Total 878	14,104,550.00	State and Federal Aid Receivable	
DEBT SERVICE		Land Area .20 Sq. Miles		Other Receivables	25,842.01
Principal Payments	20,000.00	Net Valuation Taxable-Municipal	14,246,284	Total	305,619.00
Interest Payments	21,581.32	Net Valuation Taxable-County	29,682,067	LIABILITIES, RESERVES, AND SURPLUS	
DEFERRED CHARGES	11,474.54	State Equalized Valuation	31,492,145	Cash Liabilities	144,552.42
SCHOOL, COUNTY, SPECIAL DISTRICT TAXES	618,523.30	State Equalization Ratio 44.99		Reserves for Receivables	122,036.83
RESERVE FOR UNCOLLECTED TAXES	70,683.21			Surplus Dec. 31, 1981	39,029.75
EXPENDITURES TOTAL	1,222,290.46			Total	305,619.00

1819

Population 1980 4,331
 Population 1981 4,312
 S & P Rating
 Moody Rating

General Tax Rate Per \$100.

2.74
 State Equalized Tax Rate
 2.51

SOUTH BOUND BROOK BOROUGH - SOMERSET COUNTY

Form of Government:

Borough Council

Number of Members on Governing Body - 6

PER CAPITA:

Gross Debt 306.24
 Net Debt 218.86
 Debt Service 24.61
 Total Tax Levy 453.44
 Municipal Expenditures 226.65

PER CENT.

Gross Debt 2.01
 Net Debt 1.44
 Tax Levy Collected 97.74
 Tax Levy Cancelled, Abated
 or Adjusted .52

EXPENDITURES		REVENUES-REALIZED		1981 PROPERTY TAX	
GENERAL GOVERNMENT				STATE EQUALIZED TAX RATE	
Governing Body & Public Boards		1981 Property Taxes Collected	1,910,867.27	Local District School Taxes 1.60	1,246,055.03
Municipal Clerk		1981 Payments in Lieu of Taxes		Regional & Consolidated School Tax	
Financial Administration	5,500.00	Delinquent Tax & Lien Collections	32,257.22	School Taxes in Municipal Budget	
Assessment of Taxes	4,195.16	Business Personalty Replacement Taxes	17,440.32	County Taxes	314,876.22
Collection of Taxes	20,268.57	Taxes from Public Utilities	175,838.00	County Library Taxes	
Planning, Housing & Development	5,267.18	Other Miscellaneous Tax Revenues		Local Municipal Purpose Taxes	392,016.62
Human Resources		State Aid Revenues	81,344.59	Veteran & Senior Citizen Taxes	39,000.00
Elections	600.00	Federal Aid Revenues	10,454.87	Total Taxes for Rate Computation	1,591,947.97
General Administration (other)	65,741.22	State and Local Fiscal Assistance Act Utilized	35,506.00	Special District Taxes	
JUDICIARY		Sale of Acquired Property		Bank Corp. Taxes	2,269.62
Municipal Courts	5,314.38	Other Miscellaneous Revenues	110,278.73	Added and Omitted Taxes	
PUBLIC SAFETY		Total	2,434,027.40	Total Taxes Levied - ABSTRACT	1,555,217.59
Fire Protection	30,888.04	Prior Years Surplus Appropriated	130,000.00	Total Taxes Billed	1,555,085.76
Police Protection	246,224.31	REVENUES TOTAL	2,564,027.40	1981 TAXES COLLECTED	1,910,867.27
Civil Defense & Disaster Control	334.45	Reserve For Uncollected Taxes	100,660.00	1981 Taxes Cancelled, Abated or Adjusted	10,123.98
Environmental Inspection & Control	4,960.00			Transfer to Tax Title Liens or Foreclosed	3,660.41
Other Public Safety		CAPITAL OUTLAY TOTAL	259,648.14	Balance Outstanding Dec. 31, 1981	30,434.10
PUBLIC WORKS				PRIOR YEARS TAXES OUTSTANDING	
Streets and Drainage	64,932.52	Public Enterprises		Balance January 1, 1981	30,613.51
Sewers and Sewage Processing	85,649.83	Recreation—Culture		Collected in 1981	30,100.62
Garbage and Trash Disposal	64,380.08	Public Works	141,322.51	Cancelled, Abated or Adjusted 1981	513.29
Public Buildings and Grounds	6,428.68	Buildings and Grounds	118,325.63	Transfers to Tax Title Liens or Foreclosed	
Other Public Works	1,500.00	Library and Education		Balance December 31, 1981	
HEALTH and WELFARE		Conservation		TAX TITLE LIENS OUTSTANDING	
Health Services Except Environmental	13,508.62	All Other		Balance January 1, 1981	23,327.13
Welfare-Public Assistance	8,292.38			Transfer From Taxes	3,660.41
Hospitals, Clinics, First Aid		CAPITAL DEBT AUTHORIZED, DECEMBER 31, 1981		Redeemed in 1981	3,276.60
Animal, Insect, & Rodent Control	900.00	ISSUED AND UNISSUED GROSS DEBT		Cancelled, Abated or Adjusted (1981)	
Other Welfare Services		School 377,000		Transfers to Foreclosed Property	
RECREATION and CONSERVATION		Self-liquidating 943,718	943,718	Balance December 31, 1981	23,710.54
Beaches and Boardwalks		Other 1,320,718	943,718	PROPERTY ACQUIRED BY DEED OR FORECLOSURE	
Parks, Playgrounds, Shade Trees	2,537.46			Balance January 1, 1981	11,460.00
Land Reclamation & Conservation	103.60	ISSUED AND OUTSTANDING		Transfers From Taxes or Liens	
Other Recreational Services	4,868.00	School 377,000.00		Sale for Cash (1981)	
EDUCATION (excluding schools)		Self-Liquidating 793,750.00		Cancelled, Abated or Adjusted (1981)	
Libraries	17,621.00	Other 1,170,750.00		Balance December 31, 1981	11,460.00
Other Educational Services	2,100.00			CURRENT FINANCES DECEMBER 31, 1981	
STATUTORY EXPENDITURES		EQUALIZED VALUATION BASIS		ASSETS	
Pensions & F. I. C. A.	55,024.17	FOR NET DEBT COMPUTATION	65,558,085	Cash Dec. 31, 1981	237,639.14
Employee Fringe Benefits	12,389.20	REAL PROPERTY VALUATIONS		Taxes Receivable	30,434.10
Other Statutory Expenditures	2,500.00	Code Class # of Parcels % VAL'N		Tax Title Liens	23,710.94
CETA And Other Public Employment Programs	7,033.42	1 Vacant Land 49 .49	348,400.00	Foreclosed Property	11,460.00
MUNICIPAL FUNCTIONS		2 Residential 1063 80.46	56,734,300.00	Emergencies & Other Deferred Charges	68,079.21
CAPITAL IMPROVEMENTS *MEMO*		3 Farm		State and Federal Aid Receivable	3,661.21
DEBT SERVICE		4a Commercial 36 5.45	3,842,200.00	Other Receivables	1,527.87
Principal Payments	47,100.00	4b Industrial 9 5.74	4,044,800.00	Total	376,512.47
Interest Payments	59,008.30	4c Apartments 7 7.86	5,539,600.00	LIABILITIES, RESERVES, AND SURPLUS	
		Total 1164	70,509,500.00	Cash Liabilities	59,531.49
DEFERRED CHARGES		Land Area .70 Sq. Miles		Reserves for Receivables	67,132.51
SCHOOL, COUNTY, SPECIAL DISTRICT TAXES	27,468.25	Net Valuation Taxable-Municipal	71,333,604	Surplus Dec. 31, 1981	249,848.07
SCHOOL, COUNTY, SPECIAL DISTRICT TAXES	1,560,931.35	Net Valuation Taxable-County	68,019,047	Total	376,512.47
RESERVE FOR UNCOLLECTED TAXES	100,660.00	State Equalized Valuation	77,836,213		
EXPENDITURES TOTAL	2,538,230.17	State Equalization Ratio	51.57		

1221
Population 1980 17,127
Population 1981 17,205
S & P Rating AA
Moody Rating AA

General Tax Rate Per \$100. 4.11
State Equalized Tax Rate 2.50

SOUTH BRUNSWICK TOWNSHIP - MIDDLESEX COUNTY

**Form of Government:
Township Committee
Number of Members on Governing Body - 5**

PER CAPITA:
Gross Debt 2,185.87
Net Debt 476.91
Debt Service 41.72
Total Tax Levy 855.87
Municipal Expenditures 369.48
PER CENT:
Gross Debt 8.09
Net Debt 1.77
Tax Levy Collected 97.67
Tax Levy Cancelled, Abated or Adjusted .05

EXPENDITURES		REVENUES-REALIZED		1981 PROPERTY TAX	
GENERAL GOVERNMENT				STATE EQUALIZED TAX RATE	
Governing Body & Public Boards	100.00	1981 Property Taxes Collected		Local District School Taxes	1.87
Municipal Clerk		1981 Payments in Lieu of Taxes		Regional & Consolidated School Tax	
Financial Administration	86,747.00	Delinquent Tax & Lien Collections		School Taxes in Municipal Budget	
Assessment of Taxes	65,683.00	Business Personalty Replacement Taxes		County Taxes	.58
Collection of Taxes	112,017.00	Taxes from Public Utilities		County Library Taxes	
Planning, Housing & Development	99,170.00	Other Miscellaneous Tax Revenues		Local Municipal Purpose Taxes	.05
Human Resources		State Aid Revenues		Veteran & Senior Citizen Taxes	
Elections	6,155.00	Federal Aid Revenues		Total Taxes for Rate Computation	2.50
General Administration (other)	629,389.00	State and Local Fiscal Assistance Act Utilized		Special District Taxes	
JUDICIARY		Sale of Acquired Property		Bank Corp. Taxes	
Municipal Courts	61,127.00	Other Miscellaneous Revenues		Added and Omitted Taxes	
PUBLIC SAFETY		Total		Total Taxes Levied - ABSTRACT	
Fire Protection		Prior Years Surplus Appropriated		Total Taxes Billed	
Police Protection	1,354,732.00	REVENUES TOTAL		1981 TAXES COLLECTED	
Civil Defense & Disaster Control	5,835.00	Reserve For Uncollected Taxes		1981 Taxes Cancelled, Abated or Adjusted	
Environmental Inspection & Control	144,384.00	CAPITAL OUTLAY TOTAL		Transfer to Tax Title Liens or Foreclosed	
Other Public Safety				Balance Outstanding Dec. 31, 1981	
PUBLIC WORKS				PRIOR YEARS TAXES OUTSTANDING	
Streets and Drainage	575,527.00	Public Enterprises		Balance January 1, 1981	
Sewers and Sewage Processing		Recreation—Culture		Collected in 1981	
Garbage and Trash Disposal	100,331.00	Public Works		Cancelled, Abated or Adjusted 1981	
Public Buildings and Grounds	258,112.00	Buildings and Grounds		Transfers to Tax Title Liens or Foreclosed	
Other Public Works	264,572.00	Library and Education		Balance December 31, 1981	
HEALTH and WELFARE		Conservation		TAX TITLE LIENS OUTSTANDING	
Health Services Except Environmental	98,088.00	All Other		Balance January 1, 1981	
Welfare-Public Assistance	54,442.00	CAPITAL DEBT AUTHORIZED, DECEMBER 31, 1981		Transfer From Taxes	
Hospitals, Clinics, First Aid		ISSUED AND UNISSUED GROSS DEBT NET DEBT		Redeemed in 1981	
Animal, Insect, & Rodent Control	18,545.00	School 13,191,000		Cancelled, Abated or Adjusted (1981)	
Other Welfare Services		Self-Liquidating 16,211,557		Transfers to Foreclosed Property	
RECREATION and CONSERVATION		Other 8,205,300		Balance December 31, 1981	
Beaches and Boardwalks		Total 37,607,857		PROPERTY ACQUIRED BY DEED OR	
Parks, Playgrounds, Shade Trees	33,140.00			FORECLOSURE	
Land Reclamation & Conservation	1,575.00			Balance January 1, 1981	
Other Recreational Services	203,579.00			Transfers From Taxes or Liens	
EDUCATION (excluding schools)				Sale for Cash (1981)	
Libraries	286,801.00			Cancelled, Abated or Adjusted (1981)	
Other Educational Services	8,960.00			Balance December 31, 1981	
STATUTORY EXPENDITURES				CURRENT FINANCES DECEMBER 31, 1981	
Pensions & F. I. C. A.	375,315.79			ASSETS	
Employee Fringe Benefits	205,000.00			Cash Dec. 31, 1981	
Other Statutory Expenditures	12,500.00			Taxes Receivable	
CETA And Other Public Employment Programs				Tax Title Liens	
MUNICIPAL FUNCTIONS TOTAL	5,061,826.79			Foreclosed Property	
CAPITAL IMPROVEMENTS *MEMO*	35,000.00			Emergencies & Other Deferred Charges	
DEBT SERVICE				State and Federal Aid Receivable	
Principal Payments	435,000.00			Other Receivables	
Interest Payments	282,791.07			Total	
DEFERRED CHARGES				LIABILITIES, RESERVES, AND SURPLUS	
SCHOOL, COUNTY, SPECIAL DISTRICT TAXES	125,352.21			Cash Liabilities	
RESERVE FOR UNCOLLECTED TAXES	14,204,310.70			Reserves for Receivables	
EXPENDITURES TOTAL	20,561,280.77			Surplus Dec. 31, 1981	
				Total	

0259

Population 1980 2,229
 Population 1981 2,228
 S & P Rating
 Moody Rating

General Tax Rate Per \$100. 2.24
 State Equalized Tax Rate 1.69

SOUTH HACKENSACK TWP. - BERGEN CO.
Form of Government:
Township Committee
Number of Members on Governing Body - 5

PER CAPITA:
 Gross Debt 802.02
 Net Debt 698.36
 Debt Service 73.61
 Total Tax Levy 1,132.37
 Municipal Expenditures 838.18

PER CENT:
 Gross Debt 1.34
 Net Debt 1.16
 Tax Levy Collected 98.62
 Tax Levy Cancelled, Abated or Adjusted

EXPENDITURES		REVENUES-REALIZED		1981 PROPERTY TAX	
GENERAL GOVERNMENT				STATE EQUALIZED TAX RATE	
Governing Body & Public Boards		1981 Property Taxes Collected		Local District School Taxes .75	1,120,285.00
Municipal Clerk		1981 Payments in Lieu of Taxes		Regional & Consolidated School Tax	
Financial Administration	22,061.40	Delinquent Tax & Lien Collections		School Taxes in Municipal Budget	
Assessment of Taxes	20,974.54	Business Personalty Replacement Taxes		County Taxes .32	484,241.81
Collection of Taxes	25,742.96	Taxes from Public Utilities		County Library Taxes	
Planning, Housing & Development	4,000.00	Other Miscellaneous Tax Revenues		Local Municipal Purpose Taxes .61	909,796.00
Human Resources		State Aid Revenues		Veteran & Senior Citizen Taxes	30,900.00
Elections	1,800.00	Federal Aid Revenues		Total Taxes for Rate Computation 1.68	2,545,222.81
General Administration (other)	194,941.45	State and Local Fiscal Assistance Act Utilized		Special District Taxes	
JUDICIARY		Sole of Acquired Property		Bank Corp. Taxes	6,345.25
Municipal Courts	15,583.33	Other Miscellaneous Revenues		Added and Omitted Taxes	2,243.44
PUBLIC SAFETY		Total		Total Taxes Levied - ABSTRACT	2,522,911.50
Fire Protection	61,291.29	Prior Years Surplus Appropriated		Total Taxes Billed	2,518,136.01
Police Protection	528,849.03	REVENUES TOTAL		1981 TAXES COLLECTED	2,483,276.19
Civil Defense & Disaster Control	306.90	Reserve For Uncollected Taxes		1981 Taxes Cancelled, Abated or Adjusted	
Environmental Inspection & Control	12,130.46	CAPITAL OUTLAY TOTAL		Transfer to Tax Title Liens or Foreclosed	1,715.68
Other Public Safety				Balance Outstanding Dec. 31, 1981	33,144.14
PUBLIC WORKS				PRIOR YEARS TAXES OUTSTANDING	
Streets and Drainage	20,100.00	Public Enterprises		Balance January 1, 1981	30,396.92
Sewers and Sewage Processing	203,889.69	Recreation—Culture		Collected in 1981	30,396.66
Garbage and Trash Disposal	55,083.37	Public Works		Cancelled, Abated or Adjusted 1981	
Public Buildings and Grounds	15,113.50	Buildings and Grounds		Transfers to Tax Title Liens or Foreclosed	
Other Public Works	173,625.68	Library and Education		Balance December 31, 1981	2.26
HEALTH and WELFARE		Conservation		TAX TITLE LIENS OUTSTANDING	
Health Services Except Environmental	6,593.64	All Other		Balance January 1, 1981	1,246.53
Welfare-Public Assistance	6,824.00	CAPITAL DEBT AUTHORIZED, DECEMBER 31, 1981		Transfer From Taxes	15.68
Hospitals, Clinics, First Aid		ISSUED AND UNISSUED GROSS DEBT NET DEBT		Redeemed in 1981	
Animal, Insect, & Rodent Control	2,544.45	Schall 230,960		Cancelled, Abated or Adjusted (1981)	
Other Welfare Services		Self-liquidating 1,555,940		Transfers to Foreclosed Property	
RECREATION and CONSERVATION		Other 1,786,900		Balance December 31, 1981	1,262.21
Beaches and Boardwalks		Total 1,786,900		PROPERTY ACQUIRED BY DEED OR FORECLOSURE	
Parks, Playgrounds, Shade Trees		ISSUED AND OUTSTANDING		Balance January 1, 1981	2,875.00
Land Reclamation & Conservation		Schall 47,960.00		Transfers From Taxes or Liens	
Other Recreational Services	24,240.22	Self-liquidating 1,414,000.00		Sole for Cash (1981)	
EDUCATION (excluding schools)		Other 1,461,560.00		Cancelled, Abated or Adjusted (1981)	
Libraries		Total 1,461,560.00		Balance December 31, 1981	2,875.00
Other Educational Services		EQUALIZED VALUATION BASIS		CURRENT FINANCES DECEMBER 31, 1981	
STATUTORY EXPENDITURES		FOR NET DEBT COMPUTATION		ASSETS	
Pensions & F. I. C. A.	135,518.64	REAL PROPERTY VALUATIONS		Cash Dec. 31, 1981	427,300.70
Employee Fringe Benefits	53,806.33	Code Class # of Parcels % VAL'N		Taxes Receivable	33,146.40
Other Statutory Expenditures	4,000.00	1 Vocont Land 78 3.96		Tax Title Liens	1,262.21
CETA And Other Public Employment Programs		2 Residential 495 23.99		Foreclosed Property	2,875.00
MUNICIPAL FUNCTIONS		3 Farm		Emergencies & Other Deferred Charges	13,006.56
CAPITAL IMPROVEMENTS		4a Commercial 46 9.03		State and Federal Aid Receivable	850.04
DEBT SERVICE		4b Industrial 134 63.02		Other Receivables	
Principal Payments	81,150.00	4c Apartments		Total	478,440.91
Interest Payments	82,864.11	Total 753		LIABILITIES, RESERVES, AND SURPLUS	
DEFERRED CHARGES		Land Area .50 Sq. Miles		Cash Liabilities	87,458.31
SCHOOL, COUNTY, SPECIAL DISTRICT TAXES	1,604,526.81	Net Valuation Taxable-Municipal		Reserves for Receivables	37,283.61
RESERVE FOR UNCOLLECTED TAXES	104,428.95	Net Valuation Taxable-County		Surplus Dec. 31, 1981	353,698.99
EXPENDITURES		State Equalized Valuation		Total	478,440.91
TOTAL	3,471,990.75	State Equalization Ratio 75.30			

0816

Population 1980 1,486
 Population 1981 1,537
 S & P Rating
 Moody Rating

General Tax Rate Per \$100. 3.96
 State Equalized Tax Rate 2.29

SOUTH HARRISON TWP. - GLOUCESTER CO.
Form of Government:
Township Committee
Number of Members on Governing Body - 3

PER CAPITA:
 Gross Debt 120.94
 Net Debt 32.53
 Debt Service
 Total Tax Levy 435.54
 Municipal Expenditures 182.46

PER CENT:
 Gross Debt .70
 Net Debt .19
 Tax Levy Collected 91.09
 Tax Levy Cancelled, Abated or Adjusted

EXPENDITURES		REVENUES-REALIZED		1981 PROPERTY TAX	
GENERAL GOVERNMENT				STATE EQUALIZED TAX RATE	
Governing Body & Public Boards		1981 Property Taxes Collected	611,116.69	Local District School Taxes	.81 234,317.00
Municipal Clerk		1981 Payments in Lieu of Taxes		Regional & Consolidated School Tax	.71 203,989.22
Financial Administration	5,100.00	Delinquent Tax & Lien Collections	61,269.04	School Taxes in Municipal Budget	
Assessment of Taxes	2,600.00	Business Personalty Replacement Taxes	20,756.92	County Taxes	.63 180,848.66
Collection of Taxes	3,100.00	Taxes from Public Utilities	41,756.00	County Library Taxes	.02 5,207.29
Planning, Housing & Development	1,875.00	Other Miscellaneous Tax Revenues	25,000.00	Local Municipal Purpose Taxes	.12 34,774.19
Human Resources		State Aid Revenues	8,730.13	Veteran & Senior Citizen Taxes	
Elections	1,650.00	Federal Aid Revenues	5,152.69	Total Taxes for Rate Computation	2.29 668,486.36
General Administration (other)	30,100.00	State and Local Fiscal Assistance Act Utilized	8,377.92	Special District Taxes	
JUDICIARY		Sale of Acquired Property		Bank Corp. Taxes	
Municipal Courts	4,150.00	Other Miscellaneous Revenues	59,231.69	Added and Omitted Taxes	10,287.09
PUBLIC SAFETY		Total	841,451.28	Total Taxes Levied - ABSTRACT	669,423.45
Fire Protection	6,000.00	Prior Years Surplus Appropriated	58,755.00	Total Taxes Billed	670,875.28
Police Protection	34,074.54	REVENUES TOTAL	900,246.28	1981 TAXES COLLECTED	611,116.69
Civil Defense & Disaster Control	100.00	Reserve For Uncollected Taxes	48,913.86	1981 Taxes Cancelled, Abated or Adjusted	
Environmental Inspection & Control	11,800.00			Transfer to Tax Title Liens or Foreclosed	
Other Public Safety				Balance Outstanding Dec. 31, 1981	59,758.39
PUBLIC WORKS		CAPITAL OUTLAY TOTAL		PRIOR YEARS TAXES OUTSTANDING	
Streets and Drainage	46,800.00	Public Enterprises		Balance January 1, 1981	52,766.32
Sewers and Sewage Processing		Recreation—Culture		Collected in 1981	50,667.18
Garbage and Trash Disposal	9,800.00	Public Works		Cancelled, Abated or Adjusted 1981	
Public Buildings and Grounds		Buildings and Grounds		Transfers to Tax Title Liens or Foreclosed	
Other Public Works		Library and Education		Balance December 31, 1981	2,099.14
HEALTH and WELFARE		Conservation		TAX TITLE LIENS OUTSTANDING	
Health Services Except Environmental	100.00	All Other		Balance January 1, 1981	11,147.66
Welfare-Public Assistance	700.00			Transfer From Taxes	
Hospitals, Clinics, First Aid				Redeemed in 1981	10,621.86
Animal, Insect, & Rodent Control	800.00			Cancelled, Abated or Adjusted (1981)	
Other Welfare Services				Transfers to Foreclosed Property	
RECREATION and CONSERVATION				Balance December 31, 1981	525.80
Beaches and Boardwalks				PROPERTY ACQUIRED BY DEED OR	
Parks, Playgrounds, Shade Trees	1,100.00			FORECLOSURE	
Land Reclamation & Conservation				Balance January 1, 1981	
Other Recreational Services				Transfers From Taxes or Liens	
EDUCATION (excluding schools)				Sale for Cash (1981)	
Libraries				Cancelled, Abated or Adjusted (1981)	
Other Educational Services				Balance December 31, 1981	
STATUTORY EXPENDITURES				CURRENT FINANCES DECEMBER 31, 1981	
Pensions & F. I. C. A.	4,300.00			ASSETS	
Employee Fringe Benefits	1,200.00			Cash Dec. 31, 1981	218,566.95
Other Statutory Expenditures	6,075.00			Taxes Receivable	61,857.53
CETA And Other Public Employment Programs	10,000.00			Tax Title Liens	525.80
MUNICIPAL FUNCTIONS				Foreclosed Property	
CAPITAL IMPROVEMENTS				Emergencies & Other Deferred Charges	8,000.00
DEBT SERVICE				State and Federal Aid Receivable	10,225.73
Principal Payments				Other Receivables	
Interest Payments				Total	299,176.01
DEFERRED CHARGES				LIABILITIES, RESERVES, AND SURPLUS	
SCHOOL, COUNTY, SPECIAL DISTRICT TAXES	50,095.76			Cash Liabilities	57,474.34
RESERVE FOR UNCOLLECTED TAXES	624,362.17			Reserves for Receivables	62,385.33
EXPENDITURES TOTAL	904,796.33			Surplus Dec. 31, 1981	179,318.34
				Total	299,176.01

Population 1980 15,864
 Population 1981 15,801
 S & P Rating AA
 Maady Rating AA

General Tax Rate Per \$100. 6.25
 State Equalized Tax Rate 4.03

SOUTH ORANGE VILLAGE TWP. - ESSEX CO.

Form of Government:

Special Charter (CH 183 - 1977)

Number of Members on Governing Body - 7

PER CAPITA:

Gross Debt 963.47
 Net Debt 507.05
 Debt Service 40.35
 Total Tax Levy 998.21
 Municipal Expenditures 513.19

PER CENT:

Gross Debt 4.55
 Net Debt 2.40
 Tax Levy Collected 96.53
 Tax Levy Cancelled, Abated or Adjusted 4.0

EXPENDITURES		REVENUES-REALIZED		1981 PROPERTY TAX	
GENERAL GOVERNMENT		1981 Property Taxes Collected		STATE EQUALIZED TAX RATE	
Governing Body & Public Board			15,274,550.38	Local District School Taxes	1.75
Municipal Clerk				Regional & Consolidated School Tax	
Financial Administration	65,958.00	1981 Payments in Lieu of Taxes		School Taxes in Municipal Budget	
Assessment of Taxes	40,838.00	Delinquent Tax & Lien Collections	338,786.51	County Taxes	1.07
Collection of Taxes	55,896.00	Business Personalty Replacement Taxes	164,009.44	County Library Taxes	
Planning, Housing & Development	8,850.00	Taxes from Public Utilities	1,028,128.00	Local Municipal Purpose Taxes	1.21
Human Resources	20,357.00	Other Miscellaneous Tax Revenues		Veteran & Senior Citizen Taxes	
Elections	8,400.00	State Aid Revenues	149,060.89	Total Taxes for Rate Computation	4.03
General Administration (other)	844,612.00	Federal Aid Revenues		Special District Taxes	
JUDICIARY		State and Local Fiscal Assistance Act Utilized	308,278.00	Bank Corp. Taxes	20,706.55
Municipal Courts	77,298.00	Sale of Acquired Property	139,150.82	Added and Omitted Taxes	34,887.50
PUBLIC SAFETY		Other Miscellaneous Revenues	784,246.34	Total Taxes Levied - ABSTRACT	15,772,640.65
Fire Protection	944,169.00	Total	18,186,250.38	Total Taxes Billed	15,758,175.00
Police Protection	1,600,006.00	Prior Years Surplus Appropriated	1,051,344.00	1981 TAXES COLLECTED	15,274,550.38
Civil Defense & Disaster Control	10,400.00	REVENUES TOTAL	19,237,554.38	1981 Taxes Cancelled, Abated or Adjusted	62,636.50
Environmental Inspection & Control	58,775.00	Reserve For Uncollected Taxes	774,060.01	Transfer to Tax Title Liens or Foreclosed	15,062.50
Other Public Safety		CAPITAL OUTLAY TOTAL	923,214.29	Balance Outstanding Dec. 31, 1981	405,925.62
PUBLIC WORKS				PRIOR YEARS TAXES OUTSTANDING	
Streets and Drainage	675,315.00	Public Enterprises	57,823.03	Balance January 1, 1981	339,181.04
Sewers and Sewage Processing	239,551.00	Recreation—Culture	214,077.06	Collected in 1981	338,786.51
Garbage and Trash Disposal	85,595.46	Public Works	111,895.74	Cancelled, Abated or Adjusted 1981	
Public Buildings and Grounds	71,178.00	Buildings and Grounds	539,128.45	Transfers to Tax Title Liens or Foreclosed	
Other Public Works		Library and Education	250.01	Balance December 31, 1981	354.53
HEALTH and WELFARE		Conservation		TAX TITLE LIENS OUTSTANDING	
Health Services Except Environmental	50,864.00	All Other		Balance January 1, 1981	29,613.59
Welfare-Public Assistance	29,755.00	CAPITAL DEBT AUTHORIZED, DECEMBER 31, 1981		Transfer From Taxes	15,062.50
Hospitals, Clinics, First Aid		ISSUED AND UNISSUED		Redeemed in 1981	
Animal, Insect, & Rodent Control	18,350.00	School	3,851,898	Cancelled, Abated or Adjusted (1981)	
Other Welfare Services		Self-liquidating	782,200	Transfers to Foreclosed Property	
RECREATION and CONSERVATION		Other	10,588,672	Balance December 31, 1981	44,676.09
Beaches and Boardwalks		Total	15,223,770	PROPERTY ACQUIRED BY DEED OR FORECLOSURE	
Parks, Playgrounds, Shade Trees	461,844.00	ISSUED AND OUTSTANDING		Balance January 1, 1981	229,590.82
Land Reclamation & Conservation		School	3,851,858.08	Transfers From Taxes or Liens	
Other Recreational Services	11,943.00	Self-Liquidating	500,800.00	Sale for Cash (1981)	139,190.82
EDUCATION (excluding schools)		Other	6,516,200.00	Cancelled, Abated or Adjusted (1981)	
Libraries	321,052.00	Total	11,268,858.08	Balance December 31, 1981	90,400.00
Other Educational Services		EQUALIZED VALUATION BASIS		CURRENT FINANCES DECEMBER 31, 1981	
STATUTORY EXPENDITURES		FOR NET DEBT COMPUTATION	334,435,510	ASSETS	
Pensions & F. I. C. A.	771,014.00	REAL PROPERTY VALUATIONS		Cash Dec. 31, 1981	2,469,319.99
Employee Fringe Benefits	160,000.00	Code Class # of Parcels % VAL'N		Taxes Receivable	406,320.15
Other Statutory Expenditures	15,400.00	1 Vacant Land 100 .77	1,896,900.00	Tax Title Liens	44,676.09
CETA And Other Public Employment Programs		2 Residential 3972 83.39	204,320,700.00	Foreclosed Property	90,400.00
MUNICIPAL FUNCTIONS		3 Farm		Emergencies & Other Deferred Charges	18,000.00
CAPITAL IMPROVEMENTS	*MEMU* 70,000.00	4a Commercial 193 10.57	25,893,700.00	State and Federal Aid Receivable	2,370.00
DEBT SERVICE		4b Industrial 19 .60	1,480,100.00	Other Receivables	177,193.89
Principal Payments	343,200.00	4c Apartments 28 4.66	11,426,500.00	Total	3,208,280.12
Interest Payments	294,306.57	Total	245,017,900.00	LIABILITIES, RESERVES, AND SURPLUS	
DEFERRED CHARGES	10,000.00	Land Area 2.70 Sq. Miles		Cash Liabilities	1,034,930.90
SCHOOL, COUNTY, SPECIAL DISTRICT TAXES	10,981,960.18	Net Valuation Taxable-Municipal	251,572,600	Reserves for Receivables	718,590.13
RESERVE FOR UNCOLLECTED TAXES	774,060.01	Net Valuation Taxable-County	344,962,166	Surplus Dec. 31, 1981	1,454,759.09
EXPENDITURES TOTAL	19,090,947.22	State Equalized Valuation	386,556,302	Total	3,208,280.12
		State Equalization Ratio	64.52		

Population 1980 20,521
 Population 1981 20,549
 S & P Rating AAA
 Moody Rating A

General Tax Rate Per \$100. 2.85
 State Equalized Tax Rate 2.39

SOUTH PLAINFIELD BORO. - MIDDLESEX CO.

Form of Government:

Borough Council

Number of Members on Governing Body - 6

PER CAPITA:

Gross Debt 1,118.18
 Net Debt 602.32
 Debt Service 58.50
 Total Tax Levy 789.40
 Municipal Expenditures 317.78

PER CENT:

Gross Debt 3.85
 Net Debt 2.07
 Tax Levy Collected 97.92
 Tax Levy Cancelled, Abated or Adjusted

EXPENDITURES		REVENUES-REALIZED		1981 PROPERTY TAX	
GENERAL GOVERNMENT				STATE EQUALIZED TAX RATE	
Governing Body & Public Boards	15,000.00	1981 Property Taxes Collected	15,915,552.54	Local District School Taxes 1.52	9,951,605.00
Municipal Clerk		1981 Payments in Lieu of Taxes		Regional & Consolidated School Tax	
Financial Administration	61,283.00	Delinquent Tax & Lien Collections	354,475.79	School Taxes in Municipal Budget	
Assessment of Taxes	51,995.00	Business Personalty Replacement Taxes	583,461.08	County Taxes .58	3,833,099.16
Collection of Taxes	85,937.00	Taxes from Public Utilities	1,364,588.00	County Library Taxes	
Planning, Housing & Development	14,620.00	Other Miscellaneous Tax Revenues		Local Municipal Purpose Taxes .28	1,865,462.86
Human Resources		State Aid Revenues	233,176.87	Veteran & Senior Citizen Taxes	156,300.00
Elections		Federal Aid Revenues	462.69	Total Taxes far Rate Computation 2.38	15,846,467.02
General Administration (other)	647,064.00	State and Local Fiscal Assistance Act Utilized	240,458.00	Special District Taxes	
JUDICIARY		Sole of Acquired Property		Bank Corp. Taxes	6,413.52
Municipal Courts	44,402.00	Other Miscellaneous Revenues	727,184.56	Added and Omitted Taxes	564,827.52
PUBLIC SAFETY		Total	19,419,759.53	Total Taxes Levied - ABSTRACT	16,221,408.06
Fire Protection	291,201.00	Prior Years Surplus Appropriated	1,150,000.00	Total Taxes Billed	16,253,655.72
Police Protection	1,422,182.00	REVENUES TOTAL	20,569,759.53	1981 TAXES COLLECTED	15,915,552.54
Civil Defense & Disaster Control	2,500.00	Reserve For Uncollected Taxes	471,200.00	1981 Taxes Cancelled, Abated or Adjusted	
Environmental Inspection & Control	52,964.00	CAPITAL OUTLAY TOTAL	2,014,837.36	Transfer to Tax Title Liens or Foreclosed	33,477.80
Other Public Safety				Balance Outstanding Dec. 31, 1981	304,625.38
PUBLIC WORKS				PRIOR YEARS TAXES OUTSTANDING	
Streets and Drainage	815,656.00	Public Enterprises	15,000.00	Balance January 1, 1981	550,840.04
Sewers and Sewage Processing		Recreation—Culture		Collected in 1981	321,368.62
Garbage and Trash Disposal		Public Works	1,589,874.04	Cancelled, Abated or Adjusted 1981	
Public Buildings and Grounds	184,652.00	Buildings and Grounds	9,963.32	Transfers to Tax Title Liens or Foreclosed	11,656.89
Other Public Works	96,510.00	Library and Education		Balance December 31, 1981	217,814.33
HEALTH and WELFARE		Conservation		TAX TITLE LIENS OUTSTANDING	
Health Services Except Environmental	90,576.00	All Other		Balance January 1, 1981	155,744.58
Welfare-Public Assistance	14,905.00	CAPITAL DEBT AUTHORIZED, DECEMBER 31, 1981		Transfer From Taxes	45,134.69
Hospitals, Clinics, First Aid		ISSUED AND UNISSUED GROSS DEBT NET DEBT		Redeemed in 1981	33,106.57
Animal, Insect, & Rodent Control	2,500.00	School 6,380,000		Cancelled, Abated or Adjusted (1981)	
Other Welfare Services		Self-liquidating 3,990,000		Transfers to Foreclosed Property	
RECREATION and CONSERVATION		Other 12,607,411	12,377,120	Balance December 31, 1981	167,772.30
Beaches and Boardwalks		Total 22,977,411	12,377,120	PROPERTY ACQUIRED BY DEED OR	
Parks, Playgrounds, Shade Trees				FORECLOSURE	
Land Reclamation & Conservation	1,175.00	ISSUED AND OUTSTANDING		Balance January 1, 1981	7,589,207.40
Other Recreational Services	116,933.00	School 6,380,000.00		Transfers From Taxes or Liens	
EDUCATION (excluding schools)		Self-Liquidating 3,990,000.00		Sale for Cash (1981)	54,459.50
Libraries	183,200.00	Other 9,489,000.00		Cancelled, Abated or Adjusted (1981)	
Other Educational Services		Total 19,859,000.00		Balance December 31, 1981	7,534,747.50
STATUTORY EXPENDITURES		EQUALIZED VALUATION BASIS		CURRENT FINANCES DECEMBER 31, 1981	
Pensions & F. I. C. A.	360,895.00	FOR NET DEBT COMPUTATION	596,897,170	ASSETS	
Employee Fringe Benefits	156,400.00	REAL PROPERTY VALUATIONS		Cash Dec. 31, 1981	2,119,500.53
Other Statutory Expenditures	22,000.00	Code Class # of Parcels % VAL'N	ASSESSED VALUATION	Taxes Receivable	522,439.71
CETA And Other Public Employment Programs	550.00	1 Vacant Land 843 3.82	20,840,000.00	Tax Title Liens	167,772.30
MUNICIPAL FUNCTIONS TOTAL	4,783,100.00	2 Residential 5965 50.49	275,089,400.00	Foreclosed Property	7,534,747.50
CAPITAL IMPROVEMENTS *MEMO*	1,000.00	3 Farm 2	41,000.00	Emergencies & Other Deferred Charges	6,000.00
DEBT SERVICE		4a Commercial 160 7.33	39,938,000.00	State and Federal Aid Receivable	
Principal Payments	660,000.00	4b Industrial 227 38.35	208,934,700.00	Other Receivables	1,259,158.36
Interest Payments	542,214.80	4c Apartments		Total	11,609,618.40
DEFERRED CHARGES	73,562.01	Total 7197	544,643,100.00	LIABILITIES, RESERVES, AND SURPLUS	
SCHOOL, COUNTY, SPECIAL DISTRICT TAXES	13,784,704.16	Land Area 8.20 Sq. Miles		Cash Liabilities	702,481.61
RESERVE FOR UNCOLLECTED TAXES	471,200.00	Net Valuation Taxable-Municipal	550,485,200	Reserves for Receivables	9,475,396.92
EXPENDITURES TOTAL	20,314,780.97	Net Valuation Taxable-County	737,947,522	Surplus Dec. 31, 1981	1,431,739.87
		State Equalized Valuation	655,753,583	Total	11,609,618.40
		State Equalization Ratio	63.85		

Population 1980 14,361
 Population 1981 14,276
 S & P Rating
 Moody Rating A

General Tax Rate Per \$100. 4.34
 State Equalized Tax Rate 2.85

SOUTH RIVER BOROUGH - MIDDLESEX CO.
Form of Government:
Borough Council
Number of Members on Governing Body - 6

PER CAPITA:
 Gross Debt 423.55
 Net Debt 177.91
 Debt Service 15.87
 Total Tax Levy 499.08
 Municipal Expenditures 237.71

PER CENT:
 Gross Debt 2.70
 Net Debt 1.14
 Tax Levy Collected 57.57
 Tax Levy Cancelled, Abated or Adjusted 1.17

EXPENDITURES		REVENUES-REALIZED		1981 PROPERTY TAX	
GENERAL GOVERNMENT				STATE EQUALIZED TAX RATE	
Governing Body & Public Boards	12,677.00	1981 Property Taxes Collected	6,951,444.54	Local District School Taxes 1.49	3,705,145.89
Municipal Clerk	41,409.00	1981 Payments in Lieu of Taxes		Regional & Consolidated School Tax	
Financial Administration	48,292.00	Delinquent Tax & Lien Collections	138,725.55	School Taxes in Municipal Budget	
Assessment of Taxes	32,360.00	Business Personalty Replacement Taxes	126,010.88	County Taxes .53	1,323,244.70
Collection of Taxes	39,140.00	Taxes from Public Utilities	240,245.00	County Library Taxes	
Planning, Housing & Development	17,200.00	Other Miscellaneous Tax Revenues		Local Municipal Purpose Taxes .83	2,052,667.61
Human Resources	12,000.00	State Aid Revenues	208,329.38	Veteran & Senior Citizen Taxes	156,700.00
Elections	6,150.00	Federal Aid Revenues	5,470.10	Total Taxes for Rate Computation 2.85	7,277,762.20
General Administration (other)	438,203.95	State and Local Fiscal Assistance Act Utilized	117,943.00	Special District Taxes	
JUDICIARY		Sale of Acquired Property		Bank Corp. Taxes	16,230.26
Municipal Courts	26,353.00	Other Miscellaneous Revenues	251,888.28	Added and Omitted Taxes	27,578.63
PUBLIC SAFETY		Total	8,040,061.53	Total Taxes Levied - ABSTRACT	7,124,871.09
Fire Protection	47,455.00	Prior Years Surplus Appropriated	350,000.00	Total Taxes Billed	7,124,884.79
Police Protection	805,434.12	REVENUES TOTAL	8,390,061.53	1981 TAXES COLLECTED	6,951,444.54
Civil Defense & Disaster Control	5,000.00	Reserve For Uncollected Taxes	165,278.36	1981 Taxes Cancelled, Abated or Adjusted	12,245.65
Environmental Inspection & Control	37,604.00	CAPITAL OUTLAY TOTAL	324,850.97	Transfer to Tax Title Liens or Foreclosed	4,162.06
Other Public Safety				Balance Outstanding Dec. 31, 1981	157,032.14
PUBLIC WORKS				PRIOR YEARS TAXES OUTSTANDING	
Streets and Drainage	288,621.50	Public Enterprises	50,337.48	Balance January 1, 1981	137,575.85
Sewers and Sewage Processing	281,810.27	Recreation—Culture	146,444.32	Collected in 1981	135,226.83
Gorbage and Trash Disposal	313,555.00	Public Works	119,603.64	Cancelled, Abated or Adjusted 1981	188.99
Public Buildings and Grounds	55,305.09	Buildings and Grounds	3,540.24	Transfers to Tax Title Liens or Foreclosed	2,560.03
Other Public Works	7,400.00	Library and Education	4,925.09	Balance December 31, 1981	
HEALTH and WELFARE		Conservation		TAX TITLE LIENS OUTSTANDING	
Health Services Except Environmental	42,000.00	All Other		Balance January 1, 1981	7,401.54
Welfare-Public Assistance	15,705.00	CAPITAL DEBT AUTHORIZED, DECEMBER 31, 1981		Transfer From Taxes	7,067.04
Hospitals, Clinics, First Aid		ISSUED AND UNISSUED GROSS DEBT		Redeemed in 1981	3,503.12
Animal, Insect, & Rodent Control	5,500.00	School		Cancelled, Abated or Adjusted (1981)	
Other Welfare Services		Self-liquidating	3,506,750	Transfers to Foreclosed Property	
RECREATION and CONSERVATION		Other	2,539,850	Balance December 31, 1981	10,965.46
Beaches and Boardwalks		Total	6,046,600	PROPERTY ACQUIRED BY DEED OR FORECLOSURE	
Parks, Playgrounds, Shade Trees	1,710.00	ISSUED AND OUTSTANDING		Balance January 1, 1981	192,220.00
Land Reclamation & Conservation	50.00	School		Transfers From Taxes or Liens	
Other Recreational Services	68,500.00	Self-Liquidating	3,506,500.00	Sale for Cash (1981)	
EDUCATION (excluding schools)		Other	1,938,000.00	Cancelled, Abated or Adjusted (1981)	
Libraries	76,685.00	Total	5,444,500.00	Balance December 31, 1981	192,220.00
Other Educational Services		EQUALIZED VALUATION BASIS		CURRENT FINANCES DECEMBER 31, 1981	
STATUTORY EXPENDITURES		FOR NET DEBT COMPUTATION	223,557,323	ASSETS	
Pensions & F. I. C. A.	251,126.35	REAL PROPERTY VALUATIONS		Cash Dec. 31, 1981	747,068.37
Employee Fringe Benefits		Code Class # of Parcels % VAL'N		Taxes Receivable	157,032.14
Other Statutory Expenditures	6,000.00	1 Vacant Land 405 2.52	4,089,400.00	Tax Title Liens	10,965.46
CETA And Other Public Employment Programs	10,764.02	2 Residential 3817 83.97	136,394,500.00	Foreclosed Property	192,220.00
MUNICIPAL FUNCTIONS TOTAL	2,994,010.30	3 Farm 1 600.00	600.00	Emergencies & Other Deferred Charges	3,946.50
CAPITAL IMPROVEMENTS *MEMO*	30,000.00	4a Commercial 257 8.19	13,308,500.00	State and Federal Aid Receivable	500.00
DEBT SERVICE		4b Industrial 40 2.25	3,653,300.00	Other Receivables	32,860.23
Principal Payments	50,000.00	4c Apartments 9 3.07	4,984,300.00	Total	1,144,592.70
Interest Payments	176,505.63	Total 4529	162,430,600.00	LIABILITIES, RESERVES, AND SURPLUS	
DEFERRED CHARGES	7,686.15	Land Area 2.80 Sq. Miles		Cash Liabilities	344,817.69
SCHOOL, COUNTY, SPECIAL DISTRICT TAXES	5,028,394.59	Net Valuation Taxable-Municipal	163,532,400	Reserves for Receivables	350,877.83
RESERVE FOR UNCOLLECTED TAXES	165,278.36	Net Valuation Taxable-County	249,182,046	Surplus Dec. 31, 1981	408,897.18
EXPENDITURES TOTAL	8,421,875.03	State Equalized Valuation	248,146,233	Total	1,144,592.70
		State Equalization Ratio	65.75		

Population 1980 3,954
 Population 1981 3,957
 S & P Rating
 Moody Rating

General Tax Rate Per \$100. 3.50
 State Equalized Tax Rate 2.67

SOUTH TOMS RIVER BORO. - OCEAN CO.

Form of Government:

Borough Council

Number of Members on Governing Body - 6

PER CAPITA:

Gross Debt 245.34
 Net Debt 91.71
 Debt Service 3.31
 Total Tax Levy 283.98
 Municipal Expenditures 165.90

PER CENT:

Gross Debt 2.42
 Net Debt .91
 Tax Levy Collected 88.38
 Tax Levy Cancelled, Abated or Adjusted

EXPENDITURES		REVENUES-REALIZED		1981 PROPERTY TAX	
GENERAL GOVERNMENT				STATE EQUALIZED TAX RATE →	
Governing Body & Public Boards		1981 Property Taxes Collected	991,915.66	Local District School Taxes	
Municipal Clerk		1981 Payments in Lieu of Taxes		Regional & Consolidated School Tax 1.74	726,069.29
Financial Administration	18,060.00	Delinquent Tax & Lien Collections	127,079.77	School Taxes in Municipal Budget	
Assessment of Taxes	3,200.00	Business Personalty Replacement Taxes	19,093.40	County Taxes .47	197,088.10
Collection of Taxes	6,687.00	Taxes from Public Utilities	157,631.06	County Library Taxes .03	10,982.25
Planning, Housing & Development	1,100.00	Other Miscellaneous Tax Revenues		Local Municipal Purpose Taxes .44	184,466.54
Human Resources		State Aid Revenues	41,433.76	Veteran & Senior Citizen Taxes	36,000.00
Elections		Federal Aid Revenues		Total Taxes for Rate Computation 2.68	1,154,606.58
General Administration (other)	135,877.95	State and Local Fiscal Assistance Act Utilized	68,155.47	Special District Taxes	
JUDICIARY		Sale of Acquired Property	22,786.30	Bank Corp. Taxes	1,399.46
Municipal Courts	9,920.00	Other Miscellaneous Revenues	48,716.80	Added and Omitted Taxes	3,721.19
PUBLIC SAFETY		Total	1,476,856.22	Total Taxes Levied - ABSTRACT	1,123,727.23
Fire Protection	16,300.00	Prior Years Surplus Appropriated	52,000.00	Total Taxes Billed	1,122,327.77
Police Protection	110,723.61	REVENUES TOTAL	1,528,856.22	1981 TAXES COLLECTED	991,915.66
Civil Defense & Disaster Control	500.00	Reserve For Uncollected Taxes	143,000.00	1981 Taxes Cancelled, Abated or Adjusted	
Environmental Inspection & Control	8,655.00			Transfer to Tax Title Liens or Foreclosed	
Other Public Safety				Balance Outstanding Dec. 31, 1981	130,412.11
PUBLIC WORKS		CAPITAL OUTLAY TOTAL	755.52	PRIOR YEARS TAXES OUTSTANDING	
Streets and Drainage	30,000.00	Public Enterprises		Balance January 1, 1981	155,345.04
Sewers and Sewage Processing		Recreation—Culture	755.52	Collected in 1981	127,079.77
Garbage and Trash Disposal	46,527.00	Public Works		Cancelled, Abated or Adjusted 1981	
Public Buildings and Grounds	11,500.00	Buildings and Grounds		Transfers to Tax Title Liens or Foreclosed	
Other Public Works		Library and Education		Balance December 31, 1981	28,265.27
HEALTH and WELFARE		Conservation		TAX TITLE LIENS OUTSTANDING	
Health Services Except Environmental	1,300.00	All Other		Balance January 1, 1981	90,243.00
Welfare-Public Assistance	7,700.00			Transfer From Taxes	
Hospitals, Clinics, First Aid		CAPITAL DEBT AUTHORIZED, DECEMBER 31, 1981		Redeemed in 1981	
Animal, Insect, & Rodent Control	2,100.00	ISSUED AND UNISSUED GROSS DEBT NET DEBT		Cancelled, Abated or Adjusted (1981)	
Other Welfare Services		School 607,923		Transfers to Foreclosed Property	
RECREATION and CONSERVATION		Self-liquidating 362,900	362,900	Balance December 31, 1981	90,243.00
Beaches and Boardwalks		Other 970,823	362,900	PROPERTY ACQUIRED BY DEED OR FORECLOSURE	
Parks, Playgrounds, Shode Trees		Total		Balance January 1, 1981	
Land Reclamation & Conservation				Transfers From Taxes or Liens	
Other Recreational Services	10,500.00	ISSUED AND OUTSTANDING		Sale for Cash (1981)	
EDUCATION (excluding schools)		School 560,850.45		Cancelled, Abated or Adjusted (1981)	
Libraries		Self-liquidating 141,000.00		Balance December 31, 1981	
Other Educational Services		Other 701,850.45		CURRENT FINANCES DECEMBER 31, 1981	
STATUTORY EXPENDITURES		Total		ASSETS	
Pensions & F. I. C. A.	32,000.00	EQUALIZED VALUATION BASIS FOR NET DEBT COMPUTATION	40,064,624	Cash Dec. 31, 1981	230,012.28
Employee Fringe Benefits		REAL PROPERTY VALUATIONS		Taxes Receivable	158,677.38
Other Statutory Expenditures	22,000.00	Code Class # of Parcels % VAL'N ASSESSED VALUATION		Tax Title Liens	90,243.00
CETA And Other Public Employment Programs		1 Vacant Land 91 4.48 1,415,450.00		Foreclosed Property	
MUNICIPAL FUNCTIONS TOTAL	474,650.56	2 Residential 1063 78.21 24,693,800.00		Emergencies & Other Deferred Charges	30,163.74
CAPITAL IMPROVEMENTS *MEMO*	10,000.00	3 Farm 40 15.52 4,501,400.00		State and Federal Aid Receivable	9,673.00
DEBT SERVICE		4a Commercial 2 1.16 365,600.00		Other Receivables	7,724.59
Principal Payments	9,100.00	4c Apartments 1 .62 196,100.00		Total	526,493.59
Interest Payments	4,000.00	Total 1204 31,572,550.00		LIABILITIES, RESERVES, AND SURPLUS	
DEFERRED CHARGES	25,712.93	Land Area 1.20 Sq. Miles		Cash Liabilities	124,078.11
SCHOOL, COUNTY, SPECIAL DISTRICT TAXES	934,139.64	Net Valuation Taxable-Municipal	31,950,565	Reserves for Receivables	256,644.57
RESERVE FOR UNCOLLECTED TAXES	143,000.00	Net Valuation Taxable-County	41,462,266	Surplus Dec. 31, 1981	145,710.51
EXPENDITURES TOTAL	1,590,603.13	State Equalized Valuation	41,700,112	Total	526,493.59
		State Equalization Ratio	76.41		

0333

Population 1980 8,808
 Population 1981 8,843
 S & P Rating
 Moody Rating

General Tax Rate Per \$100. 1.90
 State Equalized Tax Rate 1.85

SOUTHAMPTON TWP. - BURLINGTON CO.

Form of Government:

Township Committee

Number of Members on Governing Body - 5

PER CAPITA:		PER CENT:	
Gross Debt	170.91	Gross Debt	.88
Net Debt	18.26	Net Debt	.09
Debt Service	6.45	Tax Levy Collected	94.35
Total Tax Levy	422.29	Tax Levy Cancelled, Abated	
Municipal Expenditures	173.48	or Adjusted	.18

EXPENDITURES		REVENUES-REALIZED		1981 PROPERTY TAX	
GENERAL GOVERNMENT				STATE EQUALIZED TAX RATE → .72	
Governing Body & Public Boards		1981 Property Taxes Collected	3,519,405.86	Local District School Taxes	1,422,941.25
Municipal Clerk		1981 Payments in Lieu of Taxes		Regional & Consolidated School Tax	1,042,567.52
Financial Administration	14,900.00	Delinquent Tax & Lien Collections	194,141.26	School Taxes in Municipal Budget	
Assessment of Taxes	37,200.00	Business Personalty Replacement Taxes	40,674.36	County Taxes	1,136,640.84
Collection of Taxes	32,000.00	Taxes from Public Utilities	672,213.05	County Library Taxes	62,099.98
Planning, Housing & Development	42,100.00	Other Miscellaneous Tax Revenues		Local Municipal Purpose Taxes	
Human Resources		State Aid Revenues	50,240.58	Veteran & Senior Citizen Taxes	130,450.00
Elections	4,000.00	Federal Aid Revenues		Total Taxes for Rate Computation	3,754,699.59
General Administration (other)	152,000.00	State and Local Fiscal Assistance Act Utilized	100,000.00	Special District Taxes	
JUDICIARY		Sale of Acquired Property		Bank Corp. Taxes	4,532.25
Municipal Courts	30,000.00	Other Miscellaneous Revenues	473,864.05	Added and Omitted Taxes	65,568.79
PUBLIC SAFETY		Total	5,050,539.16	Total Taxes Levied - ABSTRACT	3,734,350.63
Fire Protection	47,700.00	Prior Years Surplus Appropriated	1,000,000.00	Total Taxes Billed	3,730,183.76
Police Protection	45,100.00	REVENUES TOTAL	6,050,539.16	1981 TAXES COLLECTED	3,519,405.86
Civil Defense & Disaster Control	1,200.00	Reserve For Uncollected Taxes	233,636.27	1981 Taxes Cancelled, Abated or Adjusted	6,596.60
Environmental Inspection & Control	34,100.00			Transfer to Tax Title Liens or Foreclosed	5,887.60
Other Public Safety		CAPITAL OUTLAY TOTAL	42,746.00	Balance Outstanding Dec. 31, 1981	158,293.70
PUBLIC WORKS				PRIOR YEARS TAXES OUTSTANDING	
Streets and Drainage	355,000.00	Public Enterprises		Balance January 1, 1981	167,562.40
Sewers and Sewage Processing		Recreation—Culture		Collected in 1981	163,364.50
Garbage and Trash Disposal	120,000.00	Public Works		Cancelled, Abated or Adjusted 1981	553.79
Public Buildings and Grounds	54,000.00	Buildings and Grounds	42,746.00	Transfers to Tax Title Liens or Foreclosed	3,146.30
Other Public Works	10,000.00	Library and Education		Balance December 31, 1981	497.81
HEALTH and WELFARE		Conservation		TAX TITLE LIENS OUTSTANDING	
Health Services Except Environmental	2,500.00	All Other		Balance January 1, 1981	35,426.53
Welfare-Public Assistance	6,100.00			Transfer From Taxes	9,033.90
Hospitals, Clinics, First Aid		CAPITAL DEBT AUTHORIZED, DECEMBER 31, 1981		Redeemed in 1981	30,776.76
Animal, Insect, & Rodent Control	12,700.00	ISSUED AND UNISSUED		Cancelled, Abated or Adjusted (1981)	
Other Welfare Services		School	1,349,864	Transfers to Foreclosed Property	
RECREATION and CONSERVATION		Self-liquidating	161,500	Balance December 31, 1981	13,683.67
Beaches and Boardwalks		Other	1,511,364	PROPERTY ACQUIRED BY DEED OR	
Parks, Playgrounds, Shade Trees	11,620.00	Total		FORECLOSURE	
Land Reclamation & Conservation	700.00	ISSUED AND OUTSTANDING		Balance January 1, 1981	27,250.00
Other Recreational Services	111,900.00	School	1,349,864.40	Transfers From Taxes or Liens	
EDUCATION (excluding schools)		Self-Liquidating	114,000.00	Sale for Cash (1981)	
Libraries	19,000.00	Other	1,463,864.40	Cancelled, Abated or Adjusted (1981)	
Other Educational Services		Total		Balance December 31, 1981	27,250.00
STATUTORY EXPENDITURES		EQUALIZED VALUATION BASIS		CURRENT FINANCES DECEMBER 31, 1981	
Pensions & F. I. C. A.	39,000.00	FOR NET DEBT COMPUTATION	172,241,658	ASSETS	
Employee Fringe Benefits	45,000.00	REAL PROPERTY VALUATIONS		Cash Dec. 31, 1981	2,162,593.37
Other Statutory Expenditures	4,000.00	Code Class # of Parcels % VAL'N		Taxes Receivable	198,791.51
CETA And Other Public Employment Programs		1 Vacant Land 733 5.74	10,822,900.00	Tax Title Liens	13,683.67
MUNICIPAL FUNCTIONS TOTAL	1,231,820.00	2 Residential 3089 79.92	150,598,500.00	Foreclosed Property	27,250.00
CAPITAL IMPROVEMENTS *MEMU*	150,000.00	3 Farm 486 6.26	11,799,650.00	Emergencies & Other Deferred Charges	12,382.88
DEBT SERVICE		4a Commercial 123 5.88	11,071,650.00	State and Federal Aid Receivable	
Principal Payments	57,000.00	4b Industrial 19 2.20	4,148,600.00	Other Receivables	65,608.24
Interest Payments		4c Apartments		Total	2,480,309.67
DEFERRED CHARGES	11,663.44	Total	188,441,300.00	LIABILITIES, RESERVES, AND SURPLUS	
SCHOOL, COUNTY, SPECIAL DISTRICT TAXES	3,664,249.59	Land Area 43.31 Sq. Miles		Cash Liabilities	960,883.31
RESERVE FOR UNCOLLECTED TAXES	233,636.27	Net Valuation Taxable-Municipal	192,874,472	Reserves for Receivables	305,333.42
EXPENDITURES TOTAL	5,198,369.30	Net Valuation Taxable-County	186,002,556	Surplus Dec. 31, 1981	1,214,092.54
		State Equalized Valuation	197,765,787	Total	2,480,309.67
		State Equalization Ratio	57.47		

1918

Population 1980 13,333

Population 1981 13,568

S & P Rating

Moody Rating BAA-1

General Tax Rate Per \$100.

4.67

State Equalized Tax Rate

2.52

SPARTA TOWNSHIP - SUSSEX COUNTY

Form of Government:

Council-Manager Plan B (OMCL 50)

Number of Members on Governing Body - 5

PER CAPITA:

Gross Debt 343.89

Net Debt 136.86

Debt Service 11.78

Total Tax Levy 769.76

Municipal Expenditures 294.56

PER CENT:

Gross Debt 1.29

Net Debt .51

Tax Levy Collected 93.81

Tax Levy Cancelled, Abated

or Adjusted .08

EXPENDITURES		REVENUES-REALIZED		1981 PROPERTY TAX	
GENERAL GOVERNMENT				STATE EQUALIZED TAX RATE	
Governing Body & Public Boards		1981 Property Taxes Collected	9,810,467.99	Local District School Taxes	1.51
Municipal Clerk		1981 Payments in Lieu of Taxes	48,225.30	Regional & Consolidated School Tax	
Financial Administration		Delinquent Tax & Lien Collections	765,488.54	School Taxes in Municipal Budget	
Assessment of Taxes	50,724.00	Business Personalty Replacement Taxes	122,245.44	County Taxes	.56 *
Collection of Taxes	104,215.00	Taxes from Public Utilities	588,005.00	County Library Taxes	
Planning, Housing & Development	110,102.00	Other Miscellaneous Tax Revenues		Local Municipal Purpose Taxes	.44
Human Resources	100.00	State Aid Revenues	97,652.11	Veteran & Senior Citizen Taxes	
Elections	5,050.00	Federal Aid Revenues		Total Taxes for Rate Computation	2.51
General Administration (other)	460,674.02	State and Local Fiscal Assistance Act Utilized	148,567.04	Special District Taxes	
JUDICIARY		Sale of Acquired Property		Bank Corp. Taxes	
Municipal Courts	45,156.00	Other Miscellaneous Revenues	519,510.69	Added and Omitted Taxes	
PUBLIC SAFETY		Total	12,100,162.11	Total Taxes Levied - ABSTRACT	
Fire Protection	71,080.00	Prior Years Surplus Appropriated	411,838.00	Total Taxes Billed	
Police Protection	812,808.04	REVENUES TOTAL	12,512,000.11	1981 TAXES COLLECTED	9,810,467.99
Civil Defense & Disaster Control	854.37	Reserve For Uncollected Taxes	669,517.32	1981 Taxes Cancelled, Abated or Adjusted	7,924.58
Environmental Inspection & Control	45,154.00	CAPITAL OUTLAY TOTAL	290,001.18	Transfer to Tax Title Liens or Foreclosed	50,134.97
Other Public Safety				Balance Outstanding Dec. 31, 1981	589,154.92
PUBLIC WORKS				PRIOR YEARS TAXES OUTSTANDING	
Streets and Drainage	595,119.00	Public Enterprises		Balance January 1, 1981	490,545.78
Sewers and Sewage Processing	2,000.00	Recreation—Culture		Collected in 1981	454,237.29
Garbage and Trash Disposal	45,152.00	Public Works	236,552.58	Cancelled, Abated or Adjusted 1981	1,111.03
Public Buildings and Grounds	104,710.00	Buildings and Grounds	53,448.60	Transfers to Tax Title Liens or Foreclosed	23,875.03
Other Public Works		Library and Education		Balance December 31, 1981	11,322.43
HEALTH and WELFARE		Conservation		TAX TITLE LIENS OUTSTANDING	
Health Services Except Environmental	86,528.00	All Other		Balance January 1, 1981	382,895.14
Welfare-Public Assistance	17,973.00	CAPITAL DEBT AUTHORIZED, DECEMBER 31, 1981		Transfer From Taxes	77,736.32
Hospitals, Clinics, First Aid		ISSUED AND UNISSUED		Redeemed in 1981	311,251.25
Animal, Insect, & Rodent Control	3,000.00	GROSS DEBT	2,809,000	Cancelled, Abated or Adjusted (1981)	
Other Welfare Services		School		Transfers to Foreclosed Property	
RECREATION and CONSERVATION		Self-liquidating	1,856,964	Balance December 31, 1981	149,380.21
Beaches and Boardwalks		Other		PROPERTY ACQUIRED BY DEED OR	
Parks, Playgrounds, Shade Trees	2,650.00	Total	4,665,964	FORECLOSURE	
Land Reclamation & Conservation	2,875.00	ISSUED AND OUTSTANDING		Balance January 1, 1981	239,185.00
Other Recreational Services	67,257.00	School	2,809,000.00	Transfers From Taxes or Liens	
EDUCATION (excluding schools)		Self-Liquidating		Sale for Cash (1981)	
Libraries	139,855.00	Other	1,697,814.00	Cancelled, Abated or Adjusted (1981)	
Other Educational Services		Total	4,506,814.00	Balance December 31, 1981	239,185.00
STATUTORY EXPENDITURES		EQUALIZED VALUATION BASIS		CURRENT FINANCES DECEMBER 31, 1981	
Pensions & F. I. C. A.	247,755.84	FOR NET DEBT COMPUTATION	360,787,789	ASSETS	
Employee Fringe Benefits	102,800.00	REAL PROPERTY VALUATIONS		Cash Dec. 31, 1981	1,905,705.84
Other Statutory Expenditures	9,800.00	Code Class # of Parcels % VAL'N		Taxes Receivable	600,477.35
CETA And Other Public Employment Programs		1 Vacant Land 1483 6.29	13,782,820.00	Tax Title Liens	149,380.21
MUNICIPAL FUNCTIONS TOTAL	3,137,392.27	2 Residential 4332 84.31	184,820,530.00	Foreclosed Property	239,185.00
CAPITAL IMPROVEMENTS *MEMO*	25,750.00	3 Farm 224 1.65	3,633,650.00	Emergencies & Other Deferred Charges	524,119.56
DEBT SERVICE		4a Commercial 170 6.13	13,428,840.00	State and Federal Aid Receivable	28,960.98
Principal Payments	38,388.00	4b Industrial 19 1.48	3,240,450.00	Other Receivables	23,772.17
Interest Payments	121,441.01	4c Apartments 1 .15	320,850.00	Total	3,471,601.11
DEFERRED CHARGES	25,819.15	Total 6229	219,227,140.00	LIABILITIES, RESERVES, AND SURPLUS	
SCHOOL, COUNTY, SPECIAL DISTRICT TAXES	8,499,509.52	Land Area 38.50 Sq. Miles		Cash Liabilities	857,468.77
RESERVE FOR UNCOLLECTED TAXES	669,517.32	Net Valuation Taxable-Municipal	220,898,991	Reserves for Receivables	1,012,814.73
EXPENDITURES TOTAL	12,496,065.27	Net Valuation Taxable-County	376,931,413	Surplus Dec. 31, 1981	1,601,317.61
		State Equalized Valuation	408,327,216	Total	3,471,601.11
		State Equalization Ratio	53.91		

*Includes County Health Service Taxes or County Vocational School Taxes. See Table 13.

1224

Population 1980 7,840
 Population 1981 8,091
 S & P Rating
 Moody Rating A

General Tax Rate Per \$100. 4.57
 State Equalized Tax Rate 2.91

SPOTSWOOD BOROUGH - MIDDLESEX CO.

Form of Government:

Mayor-Council Plan B (OMCL 50)

Number of Members on Governing Body - 5

PER CAPITA:

Gross Debt 1,074.62
 Net Debt 281.85
 Debt Service 6.81
 Total Tax Levy 501.24
 Municipal Expenditures 227.22

PER CENT:

Gross Debt 7.15
 Net Debt 1.88
 Tax Levy Collected 97.43
 Tax Levy Cancelled, Abated or Adjusted .03

EXPENDITURES		REVENUES-REALIZED		1981 PROPERTY TAX	
GENERAL GOVERNMENT				STATE EQUALIZED TAX RATE 1.94	
Governing Body & Public Boards	2,522.00	1981 Property Taxes Collected 3,951,058.83		Local District School Taxes	2,697,403.86
Municipal Clerk	28,374.00	1981 Payments in Lieu of Taxes		Regional & Consolidated School Tax	
Financial Administration	65,391.00	Delinquent Tax & Lien Collections 102,872.17		School Taxes in Municipal Budget	
Assessment of Taxes	7,964.00	Business Personalty Replacement Taxes 236,686.84		County Taxes .56	771,508.15
Collection of Taxes		Taxes from Public Utilities 331,793.00		County Library Taxes	
Planning, Housing & Development	27,071.00	Other Miscellaneous Tax Revenues		Local Municipal Purpose Taxes .40	561,983.50
Human Resources	20,000.00	State Aid Revenues 139,828.22		Veteran & Senior Citizen Taxes	56,800.00
Elections	7,390.00	Federal Aid Revenues		Total Taxes for Rate Computation 2.90	4,087,695.51
General Administration (other)	164,223.20	State and Local Fiscal Assistance Act Utilized 95,547.00		Special District Taxes	
JUDICIARY		Sale of Acquired Property		Bank Corp. Taxes	5,736.14
Municipal Courts	18,369.00	Other Miscellaneous Revenues 242,924.30		Added and Omitted Taxes	18,885.57
PUBLIC SAFETY		Total 5,100,710.36		Total Taxes Levied - ABSTRACT	4,055,517.22
Fire Protection	31,425.00	Prior Years Surplus Appropriated 310,000.00		Total Taxes Billed	4,055,274.09
Police Protection	563,066.48	REVENUES TOTAL 5,410,710.36		1981 TAXES COLLECTED	3,951,058.83
Civil Defense & Disaster Control	715.00	Reserve For Uncollected Taxes 118,080.59		1981 Taxes Cancelled, Abated or Adjusted	1,025.25
Environmental Inspection & Control	33,081.00	CAPITAL OUTLAY TOTAL 528,093.84		Transfer to Tax Title Liens or Foreclosed	12,229.32
Other Public Safety				Balance Outstanding Dec. 31, 1981	50,960.69
PUBLIC WORKS				PRIOR YEARS TAXES OUTSTANDING	
Streets and Drainage	244,200.00	Public Enterprises 22,233.21		Balance January 1, 1981	101,672.59
Sewers and Sewage Processing	3,707.00	Recreation—Culture		Collected in 1981	101,550.70
Garbage and Trash Disposal	82,256.00	Public Works 465,844.84		Cancelled, Abated or Adjusted 1981	
Public Buildings and Grounds	37,081.00	Buildings and Grounds 40,015.79		Transfers to Tax Title Liens or Foreclosed	121.89
Other Public Works		Library and Education		Balance December 31, 1981	
HEALTH and WELFARE		Conservation		TAX TITLE LIENS OUTSTANDING	
Health Services Except Environmental	15,456.00	All Other		Balance January 1, 1981	79,394.72
Welfare-Public Assistance	6,565.00	CAPITAL DEBT AUTHORIZED, DECEMBER 31, 1981		Transfer From Taxes	12,423.08
Hospitals, Clinics, First Aid		ISSUED AND UNISSUED GROSS DEBT NET DEBT		Redeemed in 1981	1,321.47
Animal, Insect, & Rodent Control	6,400.00	School 5,654,000 790,035		Cancelled, Abated or Adjusted (1981)	
Other Welfare Services		Self-liquidating 1,984,500 507,109		Transfers to Foreclosed Property	
RECREATION and CONSERVATION		Other 1,056,275 983,343		Balance December 31, 1981	50,496.33
Beaches and Boardwalks		Total 8,694,775 2,280,488		PROPERTY ACQUIRED BY DEED OR FORECLOSURE	
Parks, Playgrounds, Shade Trees	100.00	ISSUED AND OUTSTANDING		Balance January 1, 1981	42,730.00
Land Reclamation & Conservation	27,218.20	School 5,654,000.00		Transfers From Taxes or Liens	
Other Recreational Services		Self-Liquidating 1,808,500.00		Sale for Cash (1981)	
EDUCATION (excluding schools)		Other 794,250.00		Cancelled, Abated or Adjusted (1981)	
Libraries	45,451.00	Total 8,256,750.00		Balance December 31, 1981	42,730.00
Other Educational Services	400.00	EQUALIZED VALUATION BASIS		CURRENT FINANCES DECEMBER 31, 1981	
STATUTORY EXPENDITURES		FOR NET DEBT COMPUTATION 121,595,108		ASSETS	
Pensions & F. I. C. A.	127,301.00	REAL PROPERTY VALUATIONS		Cash Dec. 31, 1981	392,235.35
Employee Fringe Benefits	50,054.00	Code Class # of Parcels % VAL'N ASSESSED VALUATION		Taxes Receivable	90,960.69
Other Statutory Expenditures	5,723.00	1 Vacant Land 526 2.48 2,150,000.00		Tox Title Liens	50,496.33
CETA And Other Public Employment Programs		2 Residential 1916 79.35 68,886,800.00		Foreclosed Property	42,730.00
MUNICIPAL FUNCTIONS TOTAL 1,625,503.88		3 Farm 2 .05 46,000.00		Emergencies & Other Deferred Charges	1,320.00
CAPITAL IMPROVEMENTS *MEMO* 23,500.00		4a Commercial 47 4.56 3,961,900.00		State and Federal Aid Receivable	20,049.75
DEBT SERVICE		4b Industrial 7 9.09 7,893,600.00		Other Receivables	2,420.46
Principal Payments 25,000.00		4c Apartments 6 4.47 3,880,500.00		Total	640,212.58
Interest Payments 30,136.88		Total 2504 86,818,800.00		LIABILITIES, RESERVES, AND SURPLUS	
DEFERRED CHARGES 39,708.81		Land Area 2.15 Sq. Miles		Cash Liabilities	152,262.43
SCHOOL, COUNTY, SPECIAL DISTRICT TAXES 3,468,912.01		Net Valuation Taxable-Municipal 88,323,600		Reserves for Receivables	226,607.48
RESERVE FOR UNCOLLECTED TAXES 118,080.59		Net Valuation Taxable-County 144,468,485		Surplus Dec. 31, 1981	261,342.67
EXPENDITURES TOTAL 5,307,342.17		State Equalized Valuation 138,229,181		Total	640,212.58
		State Equalization Ratio 63.59			

1348

Population 1980 4,215
 Population 1981 4,216
 S & P Rating
 Moody Rating A

General Tax Rate Per \$100. 3.74
 State Equalized Tax Rate 1.61

SPRING LAKE BOROUGH - MONMOUTH CO.

Form of Government:

Borough Council

Number of Members on Governing Body - 6

PER CAPITA:

Gross Debt 651.55
 Net Debt 376.25
 Debt Service 59.21
 Total Tax Levy 776.02
 Municipal Expenditures 541.01

PER CENT:

Gross Debt 1.62
 Net Debt .93
 Tax Levy Collected 94.84
 Tax Levy Cancelled, Abated or Adjusted .07

EXPENDITURES		REVENUES-REALIZED		1981 PROPERTY TAX	
GENERAL GOVERNMENT				STATE EQUALIZED TAX RATE 1.61	
Governing Body & Public Boards		1981 Property Taxes Collected	3,094,639.98	Local District School Taxes .62	1,246,196.25
Municipal Clerk		1981 Payments in Lieu of Taxes		Regional & Consolidated School Tax	
Financial Administration	6,600.00	Delinquent Tax & Lien Collections	128,807.17	School Taxes in Municipal Budget	
Assessment of Taxes	83,300.00	Business Personalty Replacement Taxes	26,136.64	County Taxes .46	919,457.76
Collection of Taxes	34,350.00	Taxes from Public Utilities	229,223.00	County Library Taxes	
Planning, Housing & Development	16,895.00	Other Miscellaneous Tax Revenues		Local Municipal Purpose Taxes .53	1,077,474.00
Human Resources	200.00	State Aid Revenues	25,381.43	Veteran & Senior Citizen Taxes	31,450.00
Elections		Federal Aid Revenues		Total Taxes for Rate Computation 1.61	3,274,578.01
General Administration (other)	276,295.00	State and Local Fiscal Assistance Act Utilized	37,440.00	Special District Taxes	
JUDICIARY		Sale of Acquired Property		Bank Corp. Taxes	8,675.13
Municipal Courts	15,165.00	Other Miscellaneous Revenues	606,627.94	Added and Omitted Taxes	19,896.96
PUBLIC SAFETY		Total	4,148,256.16	Total Taxes Levied - ABSTRACT	3,271,702.10
Fire Protection	29,600.00	Prior Years Surplus Appropriated	615,000.00	Total Taxes Billed	3,263,026.97
Police Protection	302,510.00	REVENUES TOTAL	4,763,256.16	1981 TAXES COLLECTED	3,054,639.58
Civil Defense & Disaster Control	300.00	Reserve For Uncollected Taxes	185,125.35	1981 Taxes Cancelled, Abated or Adjusted	2,267.38
Environmental Inspection & Control	16,530.00	CAPITAL OUTLAY TOTAL	610,540.18	Transfer to Tax Title Liens or Foreclosed	3,773.60
Other Public Safety				Balance Outstanding Dec. 31, 1981	162,345.95
PUBLIC WORKS				PRIOR YEARS TAXES OUTSTANDING	
Streets and Drainage	201,520.00	Public Enterprises	32,973.62	Balance January 1, 1981	126,197.56
Sewers and Sewage Processing		Recreation—Culture	19,974.15	Collected in 1981	124,280.06
Garbage and Trash Disposal	153,000.00	Public Works	308,435.04	Cancelled, Abated or Adjusted 1981	
Public Buildings and Grounds	50,000.00	Buildings and Grounds	249,157.37	Transfers to Tax Title Liens or Foreclosed	1,917.50
Other Public Works		Library and Education		Balance December 31, 1981	
HEALTH and WELFARE		Conservation		TAX TITLE LIENS OUTSTANDING	
Health Services Except Environmental	10,300.00	All Other		Balance January 1, 1981	12,271.86
Welfare-Public Assistance	3,726.00	CAPITAL DEBT AUTHORIZED, DECEMBER 31, 1981		Transfer From Taxes	5,853.42
Hospitals, Clinics, First Aid		ISSUED AND UNISSUED		Redeemed in 1981	4,527.11
Animal, Insect, & Rodent Control	300.00	School	447,000	Cancelled, Abated or Adjusted (1981)	
Other Welfare Services		Self-liquidating	750,929	Transfers to Foreclosed Property	
RECREATION and CONSERVATION		Other	1,549,000	Balance December 31, 1981	13,598.17
Beaches and Boardwalks	223,200.00	Total	2,746,929	PROPERTY ACQUIRED BY DEED OR FORECLOSURE	
Parks, Playgrounds, Shade Trees	86,825.00	ISSUED AND OUTSTANDING		Balance January 1, 1981	9,700.00
Land Reclamation & Conservation		School	447,000.00	Transfers From Taxes or Liens	
Other Recreational Services	5,255.00	Self-Liquidating	296,000.00	Sale for Cash (1981)	
EDUCATION (excluding schools)		Other	1,271,000.00	Cancelled, Abated or Adjusted (1981)	
Libraries	35,522.00	Total	2,014,000.00	Balance December 31, 1981	9,700.00
Other Educational Services		EQUALIZED VALUATION BASIS		CURRENT FINANCES DECEMBER 31, 1981	
STATUTORY EXPENDITURES		FOR NET DEBT COMPUTATION	169,850,701	ASSETS	
Pensions & F. I. C. A.	147,780.17	REAL PROPERTY VALUATIONS		Cash Dec. 31, 1981	1,006,241.08
Employee Fringe Benefits	49,500.00	Code Class # of Parcels % VAL'N		Taxes Receivable	162,345.95
Other Statutory Expenditures	6,000.00	1 Vacant Land 131 2.95	2,504,150.00	Tax Title Liens	13,598.17
CETA And Other Public Employment Programs		2 Residential 1553 89.36	75,872,050.00	Foreclosed Property	9,700.00
MUNICIPAL FUNCTIONS TOTAL	1,820,673.17	3 Farm		Emergencies & Other Deferred Charges	84,600.00
CAPITAL IMPROVEMENTS *MEMO*	5,000.00	4a Commercial 81 7.69	6,529,100.00	State and Federal Aid Receivable	
DEBT SERVICE		4b Industrial		Other Receivables	4,617.41
Principal Payments	145,000.00	4c Apartments		Total	1,281,102.61
Interest Payments	104,650.25	Total 1765	84,905,300.00	LIABILITIES, RESERVES, AND SURPLUS	
DEFERRED CHARGES	25,433.98	Land Area 1.30 Sq. Miles		Cash Liabilities	333,223.64
SCHOOL, COUNTY, SPECIAL DISTRICT TAXES	2,165,654.01	Net Valuation Taxable-Municipal	86,793,543	Reserves for Receivables	190,261.53
RESERVE FOR UNCOLLECTED TAXES	185,125.35	Net Valuation Taxable-County	173,585,484	Surplus Dec. 31, 1981	757,617.44
EXPENDITURES TOTAL	4,446,536.76	State Equalized Valuation	159,162,421	Total	1,281,102.61
		State Equalization Ratio	43.04		

Population 1980 5,424
 Population 1981 5,391
 S & P Rating
 Moody Rating

General Tax Rate Per \$100.

3.31

State Equalized Tax Rate

2.02

SPRING LAKE HEIGHTS - MONMOUTH CO.

Form of Government:

Borough Council

Number of Members on Governing Body - 6

PER CAPITA

Gross Debt 348.43
 Net Debt 175.17
 Debt Service 15.25
 Total Tax Levy 518.64
 Municipal Expenditures 222.35

PER CENT:

Gross Debt 1.62
 Net Debt .81
 Tax Levy Collected 94.40
 Tax Levy Cancelled, Abated or Adjusted .11

EXPENDITURES		REVENUES-REALIZED		1981 PROPERTY TAX	
GENERAL GOVERNMENT		1981 Property Taxes Collected		STATE EQUALIZED TAX RATE	
Governing Body & Public Boards			2,629,440.24	Local District School Taxes	1.10
Municipal Clerk		1981 Payments in Lieu of Taxes		Regional & Consolidated School Tax	
Financial Administration	11,925.00	Delinquent Tax & Lien Collections	87,946.18	School Taxes in Municipal Budget	
Assessment of Taxes	8,300.00	Business Personalty Replacement Taxes	27,560.88	County Taxes	.47
Collection of Taxes	14,000.00	Taxes from Public Utilities	231,212.00	County Library Taxes	.02
Planning, Housing & Development	11,300.00	Other Miscellaneous Tax Revenues		Local Municipal Purpose Taxes	.43
Human Resources		State Aid Revenues	41,511.77	Veteran & Senior Citizen Taxes	
Elections	2,197.44	Federal Aid Revenues	4,920.50	Total Taxes for Rate Computation	2.02
General Administration (other)	117,012.00	State and Local Fiscal Assistance Act Utilized	57,598.00	Special District Taxes	
JUDICIARY		Sale of Acquired Property		Bank Corp. Taxes	7,957.02
Municipal Courts	11,450.00	Other Miscellaneous Revenues	130,878.16	Added and Omitted Taxes	14,757.40
PUBLIC SAFETY		Total	3,211,067.73	Total Taxes Levied - ABSTRACT	2,795,984.95
Fire Protection	27,000.00	Prior Years Surplus Appropriated	185,000.00	Total Taxes Billed	2,785,530.53
Police Protection	345,071.09	REVENUES TOTAL	3,396,067.73	1981 TAXES COLLECTED	2,629,440.24
Civil Defense & Disaster Control		Reserve For Uncollected Taxes	126,609.66	1981 Taxes Cancelled, Abated or Adjusted	3,037.80
Environmental Inspection & Control	15,669.00	CAPITAL OUTLAY TOTAL	122,810.08	Transfer to Tax Title Liens or Foreclosed	2,005.28
Other Public Safety		Public Enterprises	91,047.68	Balance Outstanding Dec. 31, 1981	151,047.61
PUBLIC WORKS		Recreation—Culture		PRIOR YEARS TAXES OUTSTANDING	
Streets and Drainage	141,466.11	Public Works	31,762.40	Balance January 1, 1981	88,021.73
Sewers and Sewage Processing		Buildings and Grounds		Collected in 1981	83,483.91
Garbage and Trash Disposal	84,383.75	Library and Education		Cancelled, Abated or Adjusted 1981	3,412.14
Public Buildings and Grounds	27,500.00	Conservation		Transfers to Tax Title Liens or Foreclosed	
Other Public Works	29,633.89	All Other		Balance December 31, 1981	1,125.68
HEALTH and WELFARE		CAPITAL DEBT AUTHORIZED, DECEMBER 31, 1981		TAX TITLE LIENS OUTSTANDING	
Health Services Except Environmental	9,675.00	ISSUED AND UNISSUED		Balance January 1, 1981	3,884.71
Welfare-Public Assistance	3,700.00	School	450,000	Transfer From Taxes	2,005.28
Hospitals, Clinics, First Aid		Self-liquidating	915,000	Redeemed in 1981	4,492.27
Animal, Insect, & Rodent Control	400.00	Other	513,404	Cancelled, Abated or Adjusted (1981)	
Other Welfare Services		Total	1,878,404	Transfers to Foreclosed Property	
RECREATION and CONSERVATION		ISSUED AND OUTSTANDING		Balance December 31, 1981	1,397.72
Beaches and Boardwalks		School	450,000.00	PROPERTY ACQUIRED BY DEED OR	
Parks, Playgrounds, Shade Trees	12,592.10	Self-liquidating	890,000.00	FORECLOSURE	
Land Reclamation & Conservation		Other	496,000.00	Balance January 1, 1981	9,430.00
Other Recreational Services		Total	1,836,000.00	Transfers From Taxes or Liens	
EDUCATION (excluding schools)		EQUALIZED VALUATION BASIS		Sale for Cash (1981)	
Libraries		FOR NET DEBT COMPUTATION	116,282,801	Cancelled, Abated or Adjusted (1981)	
Other Educational Services		REAL PROPERTY VALUATIONS		Balance December 31, 1981	9,430.00
STATUTORY EXPENDITURES		Code Class # of Parcels % VAL'N		CURRENT FINANCES DECEMBER 31, 1981	
Pensions & F. I. C. A.	70,995.24	1 Vacant Land 94 1.37	1,141,800.00	ASSETS	
Employee Fringe Benefits	37,277.15	2 Residential 1772 73.78	61,362,800.00	Cash Dec. 31, 1981	693,308.32
Other Statutory Expenditures	3,050.00	3 Farm		Taxes Receivable	152,173.29
CETA And Other Public Employment Programs	5,290.00	4a Commercial 79 11.97	9,952,300.00	Tax Title Liens	1,397.72
MUNICIPAL FUNCTIONS TOTAL	985,888.43	4b Industrial 1 .09	78,800.00	Foreclosed Property	9,430.00
CAPITAL IMPROVEMENTS *MEMO*	2,000.00	4c Apartments 11 12.79	10,639,600.00	Emergencies & Other Deferred Charges	375.72
DEBT SERVICE		Total 1957	83,175,300.00	State and Federal Aid Receivable	1,615.69
Principal Payments	48,000.00	Land Area 1.30 Sq. Miles		Other Receivables	2,699.75
Interest Payments	34,211.00	Net Valuation Taxable-Municipal	83,731,645	Total	861,200.49
DEFERRED CHARGES		Net Valuation Taxable-County	122,766,185	LIABILITIES, RESERVES, AND SURPLUS	
SCHOOL, COUNTY, SPECIAL DISTRICT TAXES	2,185,248.08	State Equalized Valuation	136,554,002	Cash Liabilities	475,523.10
RESERVE FOR UNCOLLECTED TAXES	126,609.66	State Equalization Ratio	61.16	Reserves for Receivables	165,700.76
EXPENDITURES TOTAL	3,383,957.17			Surplus Dec. 31, 1981	219,976.63
				Total	861,200.49

0334

Population 1980 2,691
 Population 1981 2,719
 S & P Rating
 Moody Rating

General Tax Rate Per \$100.

3.32

State Equalized Tax Rate

2.00

SPRINGFIELD TWP. - BURLINGTON CO.**Form of Government:****Township Committee****Number of Members on Governing Body - 3****PER CAPITA:**

Gross Debt 141.79
 Net Debt 72.37
 Debt Service 18.02
 Total Tax Levy 478.93
 Municipal Expenditures 282.58

PER CENT:

Gross Debt .72
 Net Debt .37
 Tax Levy Collected 88.79
 Tax Levy Cancelled, Abated or Adjusted .17

EXPENDITURES		REVENUES-REALIZED		1981 PROPERTY TAX	
GENERAL GOVERNMENT				STATE EQUALIZED TAX RATE	
Governing Body & Public Boards		1981 Property Taxes Collected	1,155,386.46	Local District School Taxes .55	341,040.00
Municipal Clerk		1981 Payments in Lieu of Taxes		Regional & Consolidated School Tax .85	526,524.71
Financial Administration	12,630.00	Delinquent Tax & Lien Collections	101,297.36	School Taxes in Municipal Budget	
Assessment of Taxes	5,750.00	Business Personalty Replacement Taxes	40,111.01	County Taxes .57	350,251.39
Collection of Taxes	10,600.00	Taxes from Public Utilities	239,740.00	County Library Taxes .03	19,115.15
Planning, Housing & Development	8,900.00	Other Miscellaneous Tax Revenues	75,568.00	Local Municipal Purpose Taxes	
Human Resources		State Aid Revenues	16,651.30	Veteran & Senior Citizen Taxes	22,250.00
Elections		Federal Aid Revenues		Total Taxes for Rate Computation 2.00	1,259,181.25
General Administration (other)	85,500.00	State and Local Fiscal Assistance Act Utilized	62,749.52	Special District Taxes	
JUDICIARY		Sale of Acquired Property		Bank Corp. Taxes	1,109.56
Municipal Courts	37,500.00	Other Miscellaneous Revenues	191,921.06	Added and Omitted Taxes	64,178.01
PUBLIC SAFETY		Total	1,883,424.71	Total Taxes Levied - ABSTRACT	1,302,218.82
Fire Protection	54,587.75	Prior Years Surplus Appropriated	246,000.00	Total Taxes Billed	1,301,193.15
Police Protection	58,000.00	REVENUES TOTAL	2,129,424.71	1981 TAXES COLLECTED	1,155,386.46
Civil Defense & Disaster Control	950.00	Reserve For Uncollected Taxes	138,213.25	1981 Taxes Cancelled, Abated or Adjusted	2,181.79
Environmental Inspection & Control	3,000.00	CAPITAL OUTLAY TOTAL	61,217.72	Transfer to Tax Title Liens or Foreclosed	6,213.18
Other Public Safety				Balance Outstanding Dec. 31, 1981	137,411.72
PUBLIC WORKS				PRIOR YEARS TAXES OUTSTANDING	
Streets and Drainage	204,568.00	Public Enterprises		Balance January 1, 1981	105,093.97
Sewers and Sewage Processing		Recreation—Culture		Collected in 1981	91,311.99
Garbage and Trash Disposal	50,000.00	Public Works		Cancelled, Abated or Adjusted 1981	493.99
Public Buildings and Grounds	17,475.00	Buildings and Grounds	61,217.72	Transfers to Tax Title Liens or Foreclosed	279.12
Other Public Works		Library and Education		Balance December 31, 1981	13,008.87
HEALTH and WELFARE		Conservation		TAX TITLE LIENS OUTSTANDING	
Health Services Except Environmental	2,000.00	All Other		Balance January 1, 1981	30,746.42
Welfare-Public Assistance	2,550.00	CAPITAL DEBT AUTHORIZED, DECEMBER 31, 1981		Transfer From Taxes	6,535.29
Hospitals, Clinics, First Aid		ISSUED AND UNISSUED GROSS DEBT NET DEBT		Redeemed in 1981	9,985.37
Animal, Insect, & Rodent Control	5,000.00	School 188,746		Cancelled, Abated or Adjusted (1981)	
Other Welfare Services		Self-liquidating 196,772	196,772	Transfers to Foreclosed Property	
RECREATION and CONSERVATION		Other 385,518	196,772	Balance December 31, 1981	27,296.34
Beaches and Boardwalks		ISSUED AND OUTSTANDING		PROPERTY ACQUIRED BY DEED OR FORECLOSURE	
Parks, Playgrounds, Shade Trees	4,500.00	School 188,746.19		Balance January 1, 1981	4,065.36
Land Reclamation & Conservation		Self-Liquidating 196,000.00		Transfers From Taxes or Liens	
Other Recreational Services	1,000.00	Other 384,746.19		Sale for Cash (1981)	
EDUCATION (excluding schools)		Total 53,576.603		Cancelled, Abated or Adjusted (1981)	
Libraries		EQUALIZED VALUATION BASIS FOR NET DEBT COMPUTATION		Balance December 31, 1981	4,065.36
Other Educational Services		REAL PROPERTY VALUATIONS		CURRENT FINANCES DECEMBER 31, 1981	
STATUTORY EXPENDITURES		Code Class # of Parcels % VAL'N ASSESSED VALUATION		ASSETS	
Pensions & F. I. C. A.	11,500.00	1 Vacant Land 156 4.12 1,493,600.00		Cash Dec. 31, 1981	463,460.22
Employee Fringe Benefits		2 Residential 608 55.40 20,102,550.00		Taxes Receivable	150,420.59
Other Statutory Expenditures	1,100.00	3 Farm 423 28.37 10,293,900.00		Tax Title Liens	27,296.34
CETA And Other Public Employment Programs		4a Commercial 63 12.11 4,394,600.00		Foreclosed Property	4,065.36
MUNICIPAL FUNCTIONS TOTAL	581,110.75	4b Industrial		Emergencies & Other Deferred Charges	
CAPITAL IMPROVEMENTS *MEMO*	10,000.00	4c Apartments		State and Federal Aid Receivable	78,918.85
DEBT SERVICE		Total 1250 36,284,650.00		Other Receivables	6,062.40
Principal Payments	45,000.00	Land Area 29.34 Sq. Miles		Total	730,223.76
Interest Payments		Net Valuation Taxable-Municipal	37,259,492	LIABILITIES, RESERVES, AND SURPLUS	
DEFERRED CHARGES		Net Valuation Taxable-County	57,254,144	Cash Liabilities	221,276.92
SCHOOL, COUNTY, SPECIAL DISTRICT TAXES	1,236,931.25	State Equalized Valuation	61,108,501	Reserves for Receivables	187,844.69
RESERVE FOR UNCOLLECTED TAXES	138,213.25	State Equalization Ratio	60.34	Surplus Dec. 31, 1981	321,102.15
EXPENDITURES TOTAL	2,005,255.25			Total	730,223.76

2017

Population 1980 13,955
 Population 1981 13,970
 S & P Rating
 Moody Rating A-1

General Tax Rate Per \$100. 3.35
 State Equalized Tax Rate 2.32

SPRINGFIELD TWP. - UNION CO.

Form of Government:
 Township Council

Number of Members on Governing Body - 5

PER CAPITA:
 Gross Debt 384.08
 Net Debt 247.24
 Debt Service 22.84
 Total Tax Levy 853.08
 Municipal Expenditures 358.41

PER CENT:
 Gross Debt 1.20
 Net Debt .78
 Tax Levy Collected 95.18
 Tax Levy Cancelled, Abated or Adjusted

EXPENDITURES		REVENUES-REALIZED		1981 PROPERTY TAX	
GENERAL GOVERNMENT				STATE EQUALIZED TAX RATE	
Governing Body & Public Boards		1981 Property Taxes Collected	11,357,967.15	Local District School Taxes .75	3,852,987.00
Municipal Clerk		1981 Payments in Lieu of Taxes		Regional & Consolidated School Tax .61	3,146,199.63
Financial Administration	40,931.00	Delinquent Tax & Lien Collections	177,263.63	School Taxes in Municipal Budget	
Assessment of Taxes	37,644.00	Business Personalty Replacement Taxes	450,545.88	County Taxes	2,349,531.57
Collection of Taxes	30,380.00	Taxes from Public Utilities	974,956.00	County Library Taxes	
Planning, Housing & Development	16,750.00	Other Miscellaneous Tax Revenues		Local Municipal Purpose Taxes .49	2,507,500.10
Human Resources	2,000.00	State Aid Revenues	122,607.78	Veteran & Senior Citizen Taxes	132,250.00
Elections		Federal Aid Revenues		Total Taxes for Rate Computation 2.31	11,988,468.30
General Administration (other)	311,033.00	State and Local Fiscal Assistance Act Utilized	110,609.00	Special District Taxes	
JUDICIARY		Sale of Acquired Property		Bank Corp. Taxes	29,833.16
Municipal Courts	37,209.00	Other Miscellaneous Revenues	624,861.83	Added and Omitted Taxes	31,463.17
PUBLIC SAFETY		Total	13,818,811.27	Total Taxes Levied - ABSTRACT	11,917,514.63
Fire Protection	569,722.57	Prior Years Surplus Appropriated	700,000.00	Total Taxes Billed	11,932,658.84
Police Protection	1,181,990.00	REVENUES TOTAL	14,518,811.27	1981 TAXES COLLECTED	11,357,967.15
Civil Defense & Disaster Control	13,850.00	Reserve For Uncollected Taxes	323,024.21	1981 Taxes Cancelled, Abated or Adjusted	
Environmental Inspection & Control	42,260.00	CAPITAL OUTLAY TOTAL	281,042.56	Transfer to Tax Title Liens or Foreclosed	17,068.25
Other Public Safety		Public Enterprises	81,439.40	Balance Outstanding Dec. 31, 1981	557,623.44
PUBLIC WORKS		Recreation—Culture	133.00	PRIOR YEARS TAXES OUTSTANDING	
Streets and Drainage	248,400.00	Public Works	180,105.98	Balance January 1, 1981	184,485.35
Sewers and Sewage Processing	267,132.00	Buildings and Grounds	19,364.58	Collected in 1981	156,140.10
Garbage and Trash Disposal	270,000.00	Library and Education		Cancelled, Abated or Adjusted 1981	3,725.76
Public Buildings and Grounds	164,604.00	Conservation		Transfers to Tax Title Liens or Foreclosed	4,142.68
Other Public Works	146,195.00	All Other		Balance December 31, 1981	20,476.61
HEALTH and WELFARE		CAPITAL DEBT AUTHORIZED, DECEMBER 31, 1981		TAX TITLE LIENS OUTSTANDING	
Health Services Except Environmental	50,222.00	ISSUED AND UNISSUED		Balance January 1, 1981	3,262.24
Welfare-Public Assistance	9,800.00	School	1,619,882	Transfer From Taxes	21,827.18
Hospitals, Clinics, First Aid	5,000.00	Self-liquidating	194,000	Redeemed in 1981	21,123.53
Animal, Insect, & Radent Control	7,638.00	Other	3,551,729	Cancelled, Abated or Adjusted (1981)	
Other Welfare Services		Total	5,365,612	Transfers to Foreclosed Property	
RECREATION and CONSERVATION		ISSUED AND OUTSTANDING		Balance December 31, 1981	3,965.89
Beaches and Boardwalks		School	1,619,882.55	PROPERTY ACQUIRED BY DEED OR FORECLOSURE	
Parks, Playgrounds, Shade Trees	89,600.00	Self-Liquidating	90,000.00	Balance January 1, 1981	31,440.00
Land Reclamation & Conservation	19,500.00	Other	2,629,000.00	Transfers From Taxes or Liens	
Other Recreational Services	9,625.00	Total	4,338,882.55	Sale for Cash (1981)	5,000.00
EDUCATION (excluding schools)		EQUALIZED VALUATION BASIS		Cancelled, Abated or Adjusted (1981)	
Libraries	260,519.00	FOR NET DEBT COMPUTATION	445,529,522	Balance December 31, 1981	26,440.00
Other Educational Services		REAL PROPERTY VALUATIONS		CURRENT FINANCES DECEMBER 31, 1981	
STATUTORY EXPENDITURES		Code Class # of Parcels % VAL'N		ASSETS	
Pensions & F. I. C. A.	364,590.00	1 Vacant Land 199 1.20	4,227,700.00	Cash Dec. 31, 1981	4,682,643.35
Employee Fringe Benefits	130,300.00	2 Residential 4218 61.14	215,184,800.00	Taxes Receivable	578,100.25
Other Statutory Expenditures	13,000.00	3 Farm 13 .09	308,100.00	Tax Title Liens	3,965.89
CETA And Other Public Employment Programs		4a Commercial 225 21.95	77,258,000.00	Foreclosed Property	26,440.00
MUNICIPAL FUNCTIONS		4b Industrial 70 10.15	35,708,400.00	Emergencies & Other Deferred Charges	15,000.00
CAPITAL IMPROVEMENTS		4c Apartments 15 5.48	19,281,000.00	State and Federal Aid Receivable	
DEBT SERVICE		Total 4740	351,568,000.00	Other Receivables	3,656.12
Principal Payments	180,000.00	Land Area 5.20 Sq. Miles		Total	5,309,805.61
Interest Payments	139,040.00	Net Valuation Taxable-Municipal	354,665,002	LIABILITIES, RESERVES, AND SURPLUS	
DEFERRED CHARGES		Net Valuation Taxable-County	472,238,090	Cash Liabilities	3,949,661.09
SCHOOL, COUNTY, SPECIAL DISTRICT TAXES		State Equalized Valuation	510,661,350	Reserves for Receivables	612,162.26
RESERVE FOR UNCOLLECTED TAXES		State Equalization Ratio	69.29	Surplus Dec. 31, 1981	747,982.26
EXPENDITURES				Total	5,309,805.61
TOTAL	14,355,676.98				

Population 1980 10,385

Population 1981 11,036

S & P Rating

Moody Rating

General Tax Rate Per \$100.

2.71

State Equalized Tax Rate

1.28

STAFFORD TOWNSHIP – OCEAN COUNTY**Form of Government:****Small Municipality Plan A (OMCL 50)****Number of Members on Governing Body – 3****PER CAPITA:**

Gross Debt 580.50

Net Debt 101.70

Debt Service

Total Tax Levy 506.08

Municipal Expenditures 352.10

PER CENT:

Gross Debt 1.87

Net Debt .52

Tax Levy Collected 89.54

Tax Levy Cancelled, Abated

or Adjusted

EXPENDITURES		REVENUES-REALIZED		1981 PROPERTY TAX	
GENERAL GOVERNMENT				STATE EQUALIZED TAX RATE	
Governing Body & Public Boards	55,400.00	1981 Property Taxes Collected	4,595,408.40	Local District School Taxes	.62 2,622,134.00
Municipal Clerk		1981 Payments in Lieu of Taxes		Regional & Consolidated School Tax	.23 563,913.08
Financial Administration	26,500.00	Delinquent Tax & Lien Collections	428,823.68	School Taxes in Municipal Budget	
Assessment of Taxes	56,460.00	Business Personalty Replacement Taxes	32,873.08	County Taxes	.41 1,748,331.26
Collection of Taxes	66,615.00	Taxes from Public Utilities	1,496,065.00	County Library Taxes	.02 57,430.08
Planning, Housing & Development	42,408.00	Other Miscellaneous Tax Revenues	100,000.00	Local Municipal Purpose Taxes	.01 26,011.00
Human Resources		State Aid Revenues	38,093.52	Veteran & Senior Citizen Taxes	
Elections		Federal Aid Revenues	19,473.09	Total Taxes for Rate Computation	1.29 5,623,369.42
General Administration (other)	376,044.00	State and Local Fiscal Assistance Act Utilized	280,427.69	Special District Taxes	
JUDICIARY		Sale of Acquired Property		Bank Corp. Taxes	6,398.37
Municipal Courts	48,950.00	Other Miscellaneous Revenues	841,853.09	Added and Omitted Taxes	120,528.57
PUBLIC SAFETY		Total	8,233,057.55	Total Taxes Levied - ABSTRACT	5,585,140.36
Fire Protection	45,000.00	Prior Years Surplus Appropriated	1,246,200.00	Total Taxes Billed	5,578,747.59
Police Protection	775,518.78	REVENUES TOTAL	9,479,257.55	1981 TAXES COLLECTED	4,595,408.40
Civil Defense & Disaster Control	1,200.00	Reserve For Uncollected Taxes	830,300.00	1981 Taxes Cancelled, Abated or Adjusted	
Environmental Inspection & Control	36,840.00	CAPITAL OUTLAY TOTAL	106,474.52	Transfer to Tax Title Liens or Foreclosed	
Other Public Safety				Balance Outstanding Dec. 31, 1981	583,339.59
PUBLIC WORKS				PRIOR YEARS TAXES OUTSTANDING	
Streets and Drainage	481,196.69	Public Enterprises		Balance January 1, 1981	389,503.55
Sewers and Sewage Processing		Recreation—Culture		Collected in 1981	382,891.64
Garbage and Trash Disposal	556,300.00	Public Works	58,668.52	Cancelled, Abated or Adjusted 1981	
Public Buildings and Grounds	56,770.00	Buildings and Grounds	7,806.00	Transfers to Tax Title Liens or Foreclosed	
Other Public Works	45,140.00	Library and Education		Balance December 31, 1981	6,611.55
HEALTH and WELFARE		Conservation		TAX TITLE LIENS OUTSTANDING	
Health Services Except Environmental	4,000.00	All Other		Balance January 1, 1981	163,254.25
Welfare-Public Assistance	4,600.00	CAPITAL DEBT AUTHORIZED, DECEMBER 31, 1981		Transfer From Taxes	
Hospitals, Clinics, First Aid	2,000.00	ISSUED AND UNISSUED		Redeemed in 1981	45,932.04
Animal, Insect, & Rodent Control	40,000.00	GROSS DEBT		Cancelled, Abated or Adjusted (1981)	
Other Welfare Services		School	4,621,792	Transfers to Foreclosed Property	
RECREATION and CONSERVATION		Self-Liquidating	1,784,575	Balance December 31, 1981	117,322.21
Beaches and Boardwalks		Other	6,406,367	PROPERTY ACQUIRED BY DEED OR FORECLOSURE	
Parks, Playgrounds, Shade Trees	30,600.00	Total		Balance January 1, 1981	179,605.00
Land Reclamation & Conservation		ISSUED AND OUTSTANDING		Transfers From Taxes or Liens	
Other Recreational Services	4,108.00	School	4,621,792.68	Sale for Cash (1981)	
EDUCATION (excluding schools)		Self-Liquidating		Cancelled, Abated or Adjusted (1981)	
Libraries	2,000.00	Other		Balance December 31, 1981	179,605.00
Other Educational Services	500.00	Total	4,621,792.68	CURRENT FINANCES DECEMBER 31, 1981	
STATUTORY EXPENDITURES		EQUALIZED VALUATION BASIS FOR NET DEBT COMPUTATION	342,567,177	ASSETS	
Pensions & F. I. C. A.	155,300.00	REAL PROPERTY VALUATIONS		Cash Dec. 31, 1981	2,824,044.29
Employee Fringe Benefits	93,467.00	Code Class # of Parcels % VAL'N		Taxes Receivable	589,951.54
Other Statutory Expenditures	16,000.00	1 Vacant Land 6502 19.86		Tax Title Liens	117,322.21
CETA And Other Public Employment Programs	40,000.00	2 Residential 6475 70.70		Foreclosed Property	179,605.00
MUNICIPAL FUNCTIONS TOTAL	2,902,917.47	3 Farm 21 .11		Emergencies & Other Deferred Charges	75,659.78
CAPITAL IMPROVEMENTS *MEMO*	65,000.00	4a Commercial 197 9.33		State and Federal Aid Receivable	114,401.50
DEBT SERVICE		4b Industrial		Other Receivables	8,520.38
Principal Payments		4c Apartments		Total	3,909,505.10
Interest Payments		Total 13195		LIABILITIES, RESERVES, AND SURPLUS	
DEFERRED CHARGES		Land Area 47.05 Sq. Miles		Cash Liabilities	1,879,600.62
SCHOOL, COUNTY, SPECIAL DISTRICT TAXES	152,519.46	Net Valuation Taxable-Municipal	201,145,049	Reserves for Receivables	895,399.13
RESERVE FOR UNCOLLECTED TAXES	5,431,808.42	Net Valuation Taxable-County	368,152,491	Surplus Dec. 31, 1981	1,134,505.35
EXPENDITURES TOTAL	9,317,545.35	State Equalized Valuation	418,334,138	Total	3,909,505.10
		State Equalization Ratio	47.38		

1919

Population 1980 3,638
 Population 1981 3,862
 S & P Rating
 Moody Rating

General Tax Rate Per \$100. 5.29
 State Equalized Tax Rate 2.47

STANHOPE BOROUGH – SUSSEX COUNTY
Form of Government:
Borough Council
Number of Members on Governing Body – 6

PER CAPITA:
 Grass Debt 894.75
 Net Debt 238.03
 Debt Service 3.62
 Total Tax Levy 479.62
 Municipal Expenditures 228.92

PER CENT:
 Gross Debt 5.63
 Net Debt 1.50
 Tax Levy Collected 95.49
 Tax Levy Cancelled, Abated or Adjusted .01

EXPENDITURES		REVENUES-REALIZED		1981 PROPERTY TAX	
GENERAL GOVERNMENT				STATE EQUALIZED TAX RATE →	
Governing Body & Public Boards		1981 Property Taxes Collected	1,769,533.72	Local District Schaal Taxes .86	641,889.25
Municipal Clerk		1981 Payments in Lieu of Taxes		Regional & Consolidated Schaal Tax .50	374,143.84
Financial Administration	20,131.27	Delinquent Tax & Lien Collections	58,330.89	Schaal Taxes in Municipal Budget	
Assessment of Taxes	10,357.00	Business Personalty Replacement Taxes	40,217.28	County Taxes .53 *	396,327.44
Collection* of Taxes	16,440.00	Taxes from Public Utilities	80,952.00	Caunty Library Taxes .03	21,429.45
Planning, Housing & Development	14,560.00	Other Miscellaneous Tax Revenues		Local Municipal Purpase Taxes .54	397,901.86
Human Resources		State Aid Revenues	36,472.96	Veteran & Senior Citizen Taxes	22,900.00
Elections		Federal Aid Revenues	48,116.00	Total Taxes for Rate Computation 2.46	1,854,591.84
General Administration (other)	119,385.00	State and Local Fiscal Assistance Act Utilized		Special District Taxes	
JUDICIARY		Sale of Acquired Property	91,347.62	Bank Carp. Taxes	1,576.22
Municipal Courts	10,825.00	Other Miscellaneous Revenues	2,124,970.47	Added and Omitted Taxes	19,015.20
PUBLIC SAFETY		Prior Years Surplus Appropriated	208,877.00	Total Taxes Levied - ABSTRACT	1,852,283.26
Fire Protection	22,780.00	REVENUES TOTAL	2,333,847.47	Total Taxes Billed	1,853,165.12
Police Protection	193,537.00	Reserve For Uncollected Taxes	117,184.12	1981 TAXES COLLECTED	1,769,533.72
Civil Defense & Disaster Contral	1,050.00	CAPITAL OUTLAY TOTAL	381,206.97	1981 Taxes Cancelled, Abated or Adjusted	132.58
Environmental Inspection & Contral	9,535.00			Transfer to Tax Title Liens or Foreclosed	13,740.78
Other Public Safety				Balance Outstanding Dec. 31, 1981	69,758.04
PUBLIC WORKS				PRIOR YEARS TAXES OUTSTANDING	
Streets and Drainage	19,000.00	Public Enterprises	341,451.85	Balance January 1, 1981	62,925.02
Sewers and Sewage Processing		Recreation—Culture		Collected in 1981	49,862.04
Garbage and Trash Disposal	50,700.00	Public Works	39,715.12	Cancelled, Abated or Adjusted 1981	220.14
Public Buildings and Grounds	20,958.00	Buildings and Grounds		Transfers to Tax Title Liens or Foreclosed	12,822.23
Other Public Works	96,476.00	Library and Education		Balance December 31, 1981	20.61
HEALTH and WELFARE		Conservation		TAX TITLE LIENS OUTSTANDING	
Health Services Except Environmental	14,258.00	All Other		Balance January 1, 1981	17,828.75
Welfare-Public Assistance	2,800.00			Transfer Fram Taxes	27,654.72
Hospitals, Clinics, First Aid				Redeemed in 1981	8,468.85
Animal, Insect, & Rodent Control	3,054.00			Cancelled, Abated or Adjusted (1981)	840.86
Other Welfare Services				Transfers to Foreclosed Property	6,978.18
RECREATION and CONSERVATION				Balance December 31, 1981	29,195.58
Beaches and Boardwalks				PROPERTY ACQUIRED BY DEED OR FORECLOSURE	
Parks, Playgrounds, Shade Trees	800.00			Balance January 1, 1981	52,645.99
Land Reclamation & Conservation	10,120.00			Transfers From Taxes or Liens	7,650.01
Other Recreational Services	13,235.00			Sale for Cash (1981)	
EDUCATION (excluding schools)				Cancelled, Abated or Adjusted (1981)	
Libraries	3,859.00			Balance December 31, 1981	60,300.00
Other Educational Services				CURRENT FINANCES DECEMBER 31, 1981	
STATUTORY EXPENDITURES				ASSETS	
Pensions & F. I. C. A.	29,000.00			Cash Dec. 31, 1981	413,017.59
Employee Fringe Benefits	14,850.00			Taxes Receivable	69,778.65
Other Statutory Expenditures	2,000.00			Tax Title Liens	29,195.58
CETA And Other Public Employment Programs				Foreclosed Property	60,300.00
MUNICIPAL FUNCTIONS TOTAL	699,710.27			Emergencies & Other Deferred Charges	50,000.00
CAPITAL IMPROVEMENTS *MEMO*	2,500.00			State and Federal Aid Receivable	50,301.58
DEBT SERVICE				Other Receivables	64,941.51
Principal Payments	12,000.00			Total	737,534.91
Interest Payments	1,980.00			LIABILITIES, RESERVES, AND SURPLUS	
DEFERRED CHARGES	53,196.88			Cash Liabilities	210,133.43
SCHOOL, COUNTY, SPECIAL DISTRICT TAXES	1,433,789.98			Reserves for Receivables	224,215.74
RESERVE FOR UNCOLLECTED TAXES	117,184.12			Surplus Dec. 31, 1981	303,185.74
EXPENDITURES TOTAL	2,317,861.25			Total	737,534.91

1981/3000



1920

Population 1980 3,887
 Population 1981 3,961
 S & P Rating
 Moody Rating

General Tax Rate Per \$100.
 4.59
 State Equalized Tax Rate
 2.46

STILLWATER TOWNSHIP - SUSSEX CO.

Form of Government:

Township Committee

Number of Members on Governing Body - 5

PER CAPITA:

Gross Debt 696.14
 Net Debt 173.55
 Debt Service 6.24
 Total Tax Levy 541.65
 Municipal Expenditures 217.80

PER CENT:

Gross Debt 3.52
 Net Debt .88
 Tax Levy Collected 89.41
 Tax Levy Cancelled, Abated or Adjusted

EXPENDITURES		REVENUES-REALIZED		1981 PROPERTY TAX	
GENERAL GOVERNMENT				STATE EQUALIZED TAX RATE	
Governing Body & Public Boards		1981 Property Taxes Collected	1,917,568.69	Local District School Taxes	.76 652,340.00
Municipal Clerk		1981 Payments in Lieu of Taxes		Regional & Consolidated School Tax	.82 705,645.92
Financial Administration	11,750.00	Delinquent Tax & Lien Collections	215,411.62	School Taxes in Municipal Budget	
Assessment of Taxes	12,781.26	Business Personalty Replacement Taxes	21,577.96	County Taxes	.57 * 493,180.65
Collection of Taxes	22,187.81	Taxes from Public Utilities	157,476.00	County Library Taxes	.03 26,255.85
Planning, Housing & Development	14,765.24	Other Miscellaneous Tax Revenues		Local Municipal Purpose Taxes	.28 238,827.54
Human Resources		State Aid Revenues	16,246.81	Veteran & Senior Citizen Taxes	
Elections		Federal Aid Revenues		Total Taxes for Rate Computation	2.46 2,156,499.96
General Administration (other)	85,447.19	State and Local Fiscal Assistance Act Utilized	64,446.00	Special District Taxes	
JUDICIARY		Sale of Acquired Property		Bank Corp. Taxes	423.69
Municipal Courts	12,130.00	Other Miscellaneous Revenues	128,362.08	Added and Omitted Taxes	28,591.46
PUBLIC SAFETY		Total	2,521,489.16	Total Taxes Levied - ABSTRACT	2,145,465.11
Fire Protection	30,000.00	Prior Years Surplus Appropriated	169,444.96	Total Taxes Billed	2,145,041.42
Police Protection	36,150.00	REVENUES TOTAL	2,690,934.12	1981 TAXES COLLECTED	1,917,968.69
Civil Defense & Disaster Control	400.00	Reserve For Uncollected Taxes	260,000.00	1981 Taxes Cancelled, Abated or Adjusted	
Environmental Inspection & Control	16,748.50	CAPITAL OUTLAY TOTAL	213,716.28	Transfer to Tax Title Liens or Foreclosed	
Other Public Safety				Balance Outstanding Dec. 31, 1981	227,072.73
PUBLIC WORKS				PRIOR YEARS TAXES OUTSTANDING	
Streets and Drainage	182,446.00	Public Enterprises		Balance January 1, 1981	197,638.11
Sewers and Sewage Processing		Recreation—Culture	5,378.45	Collected in 1981	170,000.05
Garbage and Trash Disposal	18,400.00	Public Works	152,099.56	Cancelled, Abated or Adjusted 1981	
Public Buildings and Grounds	15,450.00	Buildings and Grounds	56,238.27	Transfers to Tax Title Liens or Foreclosed	
Other Public Works		Library and Education		Balance December 31, 1981	27,638.06
HEALTH and WELFARE		Conservation		TAX TITLE LIENS OUTSTANDING	
Health Services Except Environmental	15,100.00	All Other		Balance January 1, 1981	95,951.71
Welfare-Public Assistance	2,100.00	CAPITAL DEBT AUTHORIZED, DECEMBER 31, 1981		Transfer From Taxes	
Hospitals, Clinics, First Aid		ISSUED AND UNISSUED		Redeemed in 1981	45,411.57
Animal, Insect, & Rodent Control		School	1,237,245	Cancelled, Abated or Adjusted (1981)	
Other Welfare Services		Self-liquidating		Transfers to Foreclosed Property	
RECREATION and CONSERVATION		Other	1,520,170	Balance December 31, 1981	50,540.14
Beaches and Boardwalks		Total	2,757,415	PROPERTY ACQUIRED BY DEED OR	
Parks, Playgrounds, Shade Trees		ISSUED AND OUTSTANDING		FORECLOSURE	
Land Reclamation & Conservation	1,330.00	School	1,237,245.20	Balance January 1, 1981	814,200.00
Other Recreational Services	5,275.00	Self-liquidating		Transfers From Taxes or Liens	
EDUCATION (excluding schools)		Other	1,147,750.00	Sale for Cash (1981)	
Libraries		Total	2,384,995.20	Cancelled, Abated or Adjusted (1981)	
Other Educational Services		EQUALIZED VALUATION BASIS		Balance December 31, 1981	814,200.00
STATUTORY EXPENDITURES		FOR NET DEBT COMPUTATION	78,360,012	CURRENT FINANCES DECEMBER 31, 1981	
Pensions & F. I. C. A.	16,000.00	REAL PROPERTY VALUATIONS		ASSETS	
Employee Fringe Benefits		Code Class # of Parcels % VAL'N		Cash Dec. 31, 1981	405,356.62
Other Statutory Expenditures	1,900.00	1 Vacant Land 1122 10.73	4,925,500.00	Taxes Receivable	254,710.79
CETA And Other Public Employment Programs		2 Residential 1414 75.20	34,508,975.00	Tax Title Liens	50,540.14
MUNICIPAL FUNCTIONS TOTAL	500,361.00	3 Farm 335 9.96	4,570,550.00	Foreclosed Property	814,200.00
CAPITAL IMPROVEMENTS *MEMO*	12,000.00	4a Commercial 35 4.04	1,852,400.00	Emergencies & Other Deferred Charges	1,195.94
DEBT SERVICE		4b Industrial		State and Federal Aid Receivable	
Principal Payments		4c Apartments 1 .07	33,600.00	Other Receivables	12,970.29
Interest Payments	24,727.50	Total 2907	45,891,025.00	Total	1,538,973.78
DEFERRED CHARGES	77,615.16	Land Area 27.35 Sq. Miles		LIABILITIES, RESERVES, AND SURPLUS	
SCHOOL, COUNTY, SPECIAL DISTRICT TAXES	1,877,622.42	Net Valuation Taxable-Municipal	46,156,677	Cash Liabilities	126,513.84
RESERVE FOR UNCOLLECTED TAXES	260,000.00	Net Valuation Taxable-County	81,436,411	Reserves for Receivables	1,132,421.22
EXPENDITURES TOTAL	2,740,326.08	State Equalized Valuation	86,004,178	Surplus Dec. 31, 1981	280,038.72
		State Equalization Ratio	53.55	Total	1,538,973.78

Population 1980 643
 Population 1981 639
 S & P Rating
 Moody Rating

General Tax Rate Per \$100. 2.02
 State Equalized Tax Rate 2.20

STOCKTON BOROUGH - HUNTERDON CO.

Form of Government:

Borough Council

Number of Members on Governing Body - 6

PER CAPITA.

Gross Debt 1,121.74
 Net Debt 312.01
 Debt Service
 Total Tax Levy 547.42
 Municipal Expenditures 215.41

PER CENT:

Gross Debt 4.89
 Net Debt 1.36
 Tax Levy Collected 85.49
 Tax Levy Cancelled, Abated or Adjusted 4.2

EXPENDITURES		REVENUES-REALIZED		1981 PROPERTY TAX	
GENERAL GOVERNMENT				STATE EQUALIZED TAX RATE	
Governing Body & Public Boards	2,380.00	1981 Property Taxes Collected	299,225.82	Local District School Taxes .57	89,616.00
Municipal Clerk	1,500.00	1981 Payments in Lieu of Taxes		Regional & Consolidated School Tax .99	156,610.63
Financial Administration	4,400.00	Delinquent Tax & Lien Collections	34,356.02	School Taxes in Municipal Budget	
Assessment of Taxes	2,250.00	Business Personalty Replacement Taxes	5,650.00	County Taxes .45	70,542.65
Collection of Taxes	2,650.00	Taxes from Public Utilities	29,456.56	County Library Taxes .03	4,524.48
Planning, Housing & Development	2,186.11	Other Miscellaneous Tax Revenues		Local Municipal Purpose Taxes .16	25,694.38
Human Resources		State Aid Revenues	4,179.68	Veteran & Senior Citizen Taxes	8,450.00
Elections	382.39	Federal Aid Revenues		Total Taxes for Rate Computation 2.20	355,438.14
General Administration (other)	13,136.97	State and Local Fiscal Assistance Act Utilized	2,788.00	Special District Taxes	
JUDICIARY		Sole of Acquired Property		Bank Corp. Taxes	1,242.75
Municipal Courts	4,150.00	Other Miscellaneous Revenues	12,650.42	Added and Omitted Taxes	1,571.86
PUBLIC SAFETY		Total	388,346.50	Total Taxes Levied - ABSTRACT	349,802.75
Fire Protection	8,525.00	Prior Years Surplus Appropriated	40,000.00	Total Taxes Billed	350,022.47
Police Protection	1,400.00	REVENUES TOTAL	428,346.50	1981 TAXES COLLECTED	299,225.82
Civil Defense & Disaster Control	100.00	Reserve For Uncollected Taxes	48,603.00	1981 Taxes Cancelled, Abated or Adjusted	1,465.51
Environmental Inspection & Control	2,225.00	CAPITAL OUTLAY TOTAL	63,038.17	Transfer to Tax Title Liens or Foreclosed	
Other Public Safety		Public Enterprises	63,038.17	Balance Outstanding Dec. 31, 1981	49,331.14
PUBLIC WORKS		Recreation—Culture		PRIOR YEARS TAXES OUTSTANDING	
Streets and Drainage	21,239.10	Public Works		Balance January 1, 1981	38,288.04
Sewers and Sewage Processing		Buildings and Grounds		Collected in 1981	34,356.02
Gorbage and Trash Disposol	5,463.93	Library and Education		Cancelled, Abated or Adjusted 1981	24.16
Public Buildings and Grounds	3,966.50	Conservation		Transfers to Tax Title Liens or Foreclosed	
Other Public Works		All Other		Balance December 31, 1981	3,907.86
HEALTH and WELFARE		CAPITAL DEBT AUTHORIZED, DECEMBER 31, 1981		TAX TITLE LIENS OUTSTANDING	
Health Services Except Environmental	275.00	ISSUED AND UNISSUED		Balance January 1, 1981	
Welfare-Public Assistance	100.00	GROSS DEBT		Transfer From Taxes	
Hospitals, Clinics, First Aid		School	674,780	Redeemed in 1981	
Animal, Insect, & Rodent Control	600.00	Self-Liquidating	42,009	Cancelled, Abated or Adjusted (1981)	
Other Welfare Services		Other	42,009	Transfers to Foreclosed Property	
RECREATION and CONSERVATION		Total	716,789	Balance December 31, 1981	
Beaches and Boardwalks	200.00	ISSUED AND OUTSTANDING		PROPERTY ACQUIRED BY DEED OR	
Parks, Playgrounds, Shade Trees		School	624,452.11	FORECLOSURE	
Land Reclamation & Conservation	2,500.00	Self-Liquidating	42,009.49	Balance January 1, 1981	
Other Recreational Services		Other	666,461.60	Transfers From Taxes or Liens	
EDUCATION (excluding schools)		Total		Sole for Cash (1981)	
Libraries		EQUALIZED VALUATION BASIS		Cancelled, Abated or Adjusted (1981)	
Other Educational Services		FOR NET DEBT COMPUTATION	14,652,254	Balance December 31, 1981	
STATUTORY EXPENDITURES		REAL PROPERTY VALUATIONS		CURRENT FINANCES DECEMBER 31, 1981	
Pensions & F. I. C. A.	3,900.00	Code Class # of Parcels % VAL'N		ASSETS	
Employee Fringe Benefits		1 Vocont Land 33 2.19	374,500.00	Cash Dec. 31, 1981	122,528.57
Other Statutory Expenditures	312.82	2 Residential 196 81.37	13,519,300.00	Taxes Receivable	53,239.00
CETA And Other Public Employment Programs	87,842.82	3 Form 8 4.00	684,700.00	Tax Title Liens	
MUNICIPAL FUNCTIONS TOTAL	463.00	4a Commercial 21 12.00	2,053,200.00	Foreclosed Property	
CAPITAL IMPROVEMENTS *MEMO*		4b Industrial 1 .44	74,900.00	Emergencies & Other Deferred Charges	4,862.82
DEBT SERVICE		4c Apartments		State and Federal Aid Receivable	3,352.26
Principal Payments		Total 259	17,106,600.00	Other Receivables	8,886.08
Interest Payments		Land Area .55 Sq. Miles		Total	192,868.73
DEFERRED CHARGES	1,200.00	Net Voluation Taxable-Municipal	17,250,030	LIABILITIES, RESERVES, AND SURPLUS	
SCHOOL, COUNTY, SPECIAL DISTRICT TAXES	321,293.76	Net Voluation Taxable-County	15,896,071	Cash Liabilities	84,586.04
RESERVE FOR UNCOLLECTED TAXES	48,603.00	State Equalized Valuation	15,824,611	Reserves for Receivables	62,125.08
EXPENDITURES TOTAL	458,939.58	State Equalization Ratio	109.09	Surplus Dec. 31, 1981	46,157.61
				Total	192,868.73

Population 1980 1,187
 Population 1981 1,202
 S & P Rating
 Moody Rating A

General Tax Rate Per \$100. 1.63
 State Equalized Tax Rate .88

STONE HARBOR BORO. - CAPE MAY CO.
Form of Government:
Borough Council
Number of Members on Governing Body - 6

PER CAPITA:
 Gross Debt 3,783.69
 Net Debt 2,977.82
 Debt Service 264.75
 Total Tax Levy 2,451.91
 Municipal Expenditures 1,906.76

PER CENT:
 Gross Debt 1.68
 Net Debt 1.32
 Tax Levy Collected 98.65
 Tax Levy Cancelled, Abated or Adjusted

EXPENDITURES		REVENUES-REALIZED		1981 PROPERTY TAX	
GENERAL GOVERNMENT				STATE EQUALIZED TAX RATE → .11	
Governing Body & Public Boards		1981 Property Taxes Collected	2,901,927.55	Local District School Taxes	375,636.00
Municipal Clerk		1981 Payments in Lieu of Taxes		Regional & Consolidated School Tax	
Financial Administration	9,350.00	Delinquent Tax & Lien Collections	34,240.50	School Taxes in Municipal Budget	
Assessment of Taxes	85,650.00	Business Personalty Replacement Taxes	20,663.92	County Taxes	1,121,492.45
Collection of Taxes	27,285.00	Taxes from Public Utilities	173,817.00	County Library Taxes	66,609.12
Planning, Housing & Development	10,790.00	Other Miscellaneous Tax Revenues		Local Municipal Purpose Taxes	1,363,068.58
Human Resources		State Aid Revenues	8,251.94	Veteran & Senior Citizen Taxes	18,200.00
Elections	570.00	Federal Aid Revenues		Total Taxes for Rate Computation	2,545,006.15
General Administration (other)	299,465.00	State and Local Fiscal Assistance Act Utilized	39,747.00	Special District Taxes	
JUDICIARY		Sale of Acquired Property		Bank Corp. Taxes	4,629.92
Municipal Courts	21,000.00	Other Miscellaneous Revenues	570,058.78	Added and Omitted Taxes	15,756.08
PUBLIC SAFETY		Total	3,748,686.69	Total Taxes Levied - ABSTRACT	2,947,192.15
Fire Protection	29,400.00	Prior Years Surplus Appropriated	190,000.00	Total Taxes Billed	2,541,744.87
Police Protection	488,750.00	REVENUES TOTAL	3,938,686.69	1981 TAXES COLLECTED	2,901,927.55
Civil Defense & Disaster Control	3,500.00	Reserve For Uncollected Taxes	42,606.84	1981 Taxes Cancelled, Abated or Adjusted	
Environmental Inspection & Control	19,150.00	CAPITAL OUTLAY	394,136.31	Transfer to Tax Title Liens or Foreclosed	
Other Public Safety		Total		Balance Outstanding Dec. 31, 1981	39,817.32
PUBLIC WORKS		Public Enterprises	291,453.24	PRIOR YEARS TAXES OUTSTANDING	
Streets and Drainage	78,600.00	Recreation—Culture		Balance January 1, 1981	34,240.50
Sewers and Sewage Processing	166,206.00	Public Works	76,759.30	Collected in 1981	34,240.50
Garbage and Trash Disposal	130,747.00	Buildings and Grounds	25,843.77	Cancelled, Abated or Adjusted 1981	
Public Buildings and Grounds	86,550.00	Library and Education		Transfers to Tax Title Liens or Foreclosed	
Other Public Works	26,440.00	Conservation		Balance December 31, 1981	
HEALTH and WELFARE		All Other		TAX TITLE LIENS OUTSTANDING	
Health Services Except Environmental	800.00	CAPITAL DEBT AUTHORIZED, DECEMBER 31, 1981		Balance January 1, 1981	
Welfare-Public Assistance	800.00	ISSUED AND UNISSUED		Transfer From Taxes	
Hospitals, Clinics, First Aid		School		Redeemed in 1981	
Animal, Insect, & Rodent Control	2,700.00	Self-liquidating	910,700	Cancelled, Abated or Adjusted (1981)	
Other Welfare Services		Other	3,637,300	Transfers to Foreclosed Property	
RECREATION and CONSERVATION		Total	4,548,000	Balance December 31, 1981	
Beaches and Boardwalks	209,035.00	ISSUED AND OUTSTANDING		PROPERTY ACQUIRED BY DEED OR	
Parks, Playgrounds, Shade Trees	34,500.00	School		FORECLOSURE	
Land Reclamation & Conservation		Self-Liquidating	910,700.00	Balance January 1, 1981	121,521.00
Other Recreational Services	9,900.00	Other	3,431,000.00	Transfers From Taxes or Liens	
EDUCATION (excluding schools)		Total	4,341,700.00	Sale for Cash (1981)	
Libraries		EQUALIZED VALUATION BASIS		Cancelled, Abated or Adjusted (1981)	
Other Educational Services		FOR NET DEBT COMPUTATION	271,055,083	Balance December 31, 1981	121,521.00
STATUTORY EXPENDITURES		REAL PROPERTY VALUATIONS		CURRENT FINANCES DECEMBER 31, 1981	
Pensions & F. I. C. A.	118,500.00	Code Class # of Parcels % VAL'N		ASSETS	
Employee Fringe Benefits	59,000.00	1 Vacant Land 119 2.92	5,245,660.00	Cash Dec. 31, 1981	440,910.40
Other Statutory Expenditures	12,000.00	2 Residential 2270 86.15	154,703,370.00	Taxes Receivable	39,817.32
CETA And Other Public Employment Programs		3 Farm		Tax Title Liens	
MUNICIPAL FUNCTIONS		4a Commercial 110 10.86	19,501,150.00	Foreclosed Property	121,521.00
CAPITAL IMPROVEMENTS	46,000.00	4b Industrial		Emergencies & Other Deferred Charges	75,000.00
DEBT SERVICE		4c Apartments 1 .07	119,000.00	State and Federal Aid Receivable	219.12
Principal Payments	103,280.00	Total 2500	179,569,220.00	Other Receivables	38,810.47
Interest Payments	214,948.67	Land Area 1.24 Sq. Miles		Total	716,278.31
DEFERRED CHARGES		Net Valuation Taxable-Municipal	179,950,117	LIABILITIES, RESERVES, AND SURPLUS	
SCHOOL, COUNTY, SPECIAL DISTRICT TAXES	1,563,737.57	Net Valuation Taxable-County	266,392,466	Cash Liabilities	314,406.83
RESERVE FOR UNCOLLECTED TAXES	42,606.84	State Equalized Valuation	331,750,559	Reserves for Receivables	200,148.79
EXPENDITURES		State Equalization Ratio	54.19	Surplus Dec. 31, 1981	201,722.69
TOTAL	3,855,661.08			Total	716,278.31

0612

Population 1980 1,365
 Population 1981 1,387
 S & P Rating
 Moody Rating

General Tax Rate Per \$100. 2.57
 State Equalized Tax Rate 2.38

STOW CRÉEK TWP. - CUMBERLAND CO.**Form of Government:****Township Committee****Number of Members on Governing Body - 3****PER CAPITA:**

Gross Debt 379.72
 Net Debt
 Debt Service
 Total Tax Levy 350.49
 Municipal Expenditures 200.64

PER CENT:

Gross Debt 3.01
 Net Debt
 Tax Levy Collected 89.96
 Tax Levy Cancelled, Abated or Adjusted

EXPENDITURES		REVENUES-REALIZED		1981 PROPERTY TAX	
GENERAL GOVERNMENT				STATE EQUALIZED TAX RATE	
Governing Body & Public Boards		1981 Property Taxes Collected	437,360.76	Local District School Taxes	.87 176,168.38
Municipal Clerk		1981 Payments in Lieu of Taxes		Regional & Consolidated School Tax	.54 109,973.17
Financial Administration	7,300.00	Delinquent Tax & Lien Collections	31,855.50	School Taxes in Municipal Budget	
Assessment of Taxes	4,700.00	Business Personality Replacement Taxes	20,759.60	County Taxes	.97 * 195,635.48
Collection of Taxes	4,900.00	Taxes from Public Utilities	66,921.00	County Library Taxes	
Planning, Housing & Development	5,600.00	Other Miscellaneous Tax Revenues	64,000.00	Local Municipal Purpose Taxes	
Human Resources		State Aid Revenues	7,685.21	Veteran & Senior Citizen Taxes	15,000.00
Elections		Federal Aid Revenues		Total Taxes for Rate Computation	2.38 496,777.03
General Administration (other)	29,200.00	State and Local Fiscal Assistance Act Utilized	4,000.00	Special District Taxes	
JUDICIARY		Sale of Acquired Property		Bank Corp. Taxes	
Municipal Courts	4,800.00	Other Miscellaneous Revenues	83,367.98	Added and Omitted Taxes	4,352.73
PUBLIC SAFETY		Total	715,970.05	Total Taxes Levied - ABSTRACT	486,129.76
Fire Protection	9,400.00	Prior Years Surplus Appropriated	101,847.91	Total Taxes Billed	486,213.85
Police Protection	2,500.00	REVENUES TOTAL	817,817.96	1981 TAXES COLLECTED	437,380.76
Civil Defense & Disaster Control	2,700.00	Reserve For Uncollected Taxes	47,116.84	1981 Taxes Cancelled, Abated or Adjusted	
Environmental Inspection & Control	4,000.00			Transfer to Tax Title Liens or Foreclosed	
Other Public Safety		CAPITAL OUTLAY TOTAL	1,046.66	Balance Outstanding Dec. 31, 1981	48,833.09
PUBLIC WORKS				PRIOR YEARS TAXES OUTSTANDING	
Streets and Drainage	69,800.00	Public Enterprises		Balance January 1, 1981	34,434.68
Sewers and Sewage Processing		Recreation—Culture		Collected in 1981	31,855.50
Garbage and Trash Disposal	7,000.00	Public Works		Cancelled, Abated or Adjusted 1981	80.15
Public Buildings and Grounds	18,700.00	Buildings and Grounds	1,046.66	Transfers to Tax Title Liens or Foreclosed	
Other Public Works		Library and Education		Balance December 31, 1981	2,499.03
HEALTH and WELFARE		Conservation		TAX TITLE LIENS OUTSTANDING	
Health Services Except Environmental	100.00	All Other		Balance January 1, 1981	
Welfare-Public Assistance	4,400.00			Transfer From Taxes	
Hospitals, Clinics, First Aid	200.00	CAPITAL DEBT AUTHORIZED, DECEMBER 31, 1981		Redeemed in 1981	
Animal, Insect, & Rodent Control	2,200.00	ISSUED AND UNISSUED GROSS DEBT NET DEBT		Cancelled, Abated or Adjusted (1981)	
Other Welfare Services		School 526,669		Transfers to Foreclosed Property	
RECREATION and CONSERVATION		Self-liquidating		Balance December 31, 1981	
Beaches and Boardwalks		Other		PROPERTY ACQUIRED BY DEED OR FORECLOSURE	
Parks, Playgrounds, Shade Trees		Total 526,669		Balance January 1, 1981	
Land Reclamation & Conservation				Transfers From Taxes or Liens	
Other Recreational Services		ISSUED AND OUTSTANDING		Sale for Cash (1981)	
EDUCATION (excluding schools)		School 526,669.52		Cancelled, Abated or Adjusted (1981)	
Libraries		Self-Liquidating		Balance December 31, 1981	
Other Educational Services		Other		CURRENT FINANCES DECEMBER 31, 1981	
STATUTORY EXPENDITURES		Total 526,669.52		ASSETS	
Pensions & F. I. C. A.	4,500.00	EQUALIZED VALUATION BASIS		Cash Dec. 31, 1981	718,295.74
Employee Fringe Benefits		FOR NET DEBT COMPUTATION	17,507,811	Taxes Receivable	51,332.12
Other Statutory Expenditures	1,000.00	REAL PROPERTY VALUATIONS		Tax Title Liens	
CETA And Other Public Employment Programs		Code Class # of Parcels % VAL'N ASSESSED VALUATION		Foreclosed Property	
MUNICIPAL FUNCTIONS		1 Vacant Land 64 1.67 303,800.00		Emergencies & Other Deferred Charges	6,540.00
CAPITAL IMPROVEMENTS *MEMO*	10,000.00	2 Residential 285 52.01 9,434,400.00		State and Federal Aid Receivable	10,254.61
DEBT SERVICE		3 Farm 462 41.19 7,471,500.00		Other Receivables	3,310.51
Principal Payments		4a Commercial 14 5.13 931,200.00		Total	789,732.98
Interest Payments		4b Industrial		LIABILITIES, RESERVES, AND SURPLUS	
		4c Apartments		Cash Liabilities	329,678.79
		Total 825 18,141,300.00		Reserves for Receivables	54,642.63
DEFERRED CHARGES		Land Area 18.90 Sq. Miles		Surplus Dec. 31, 1981	405,411.56
SCHOOL, COUNTY, SPECIAL DISTRICT TAXES	48,175.90	Net Valuation Taxable-Municipal	18,745,460	Total	789,732.98
RESERVE FOR UNCOLLECTED TAXES	47,116.84	Net Valuation Taxable-County	19,000,744		
EXPENDITURES		State Equalized Valuation	20,184,398		
TOTAL	760,069.77	State Equalization Ratio	52.67		

0432

Population 1980 8,005
 Population 1981 7,963
 S & P Rating
 Moody Rating

General Tax Rate Per \$100. 3.32
 State Equalized Tax Rate 2.64

STRATFORD BOROUGH – CAMDEN COUNTY

Form of Government:

Borough Council

Number of Members on Governing Body – 6

PER CAPITA:

Gross Debt 125.46
 Net Debt 59.50
 Debt Service 3.81
 Total Tax Levy 424.05
 Municipal Expenditures 133.99

PER CENT:

Gross Debt .89
 Net Debt .42
 Tax Levy Collected 96.62
 Tax Levy Cancelled, Abated or Adjusted 1.18

EXPENDITURES		REVENUES-REALIZED		1981 PROPERTY TAX	
GENERAL GOVERNMENT		1981 Property Taxes Collected		STATE EQUALIZED TAX RATE	
Governing Body & Public Boards		1981 Payments in Lieu of Taxes		Local District School Taxes .87	
Municipal Clerk		Delinquent Tax & Lien Collections		Regional & Consolidated School Tax .57	
Financial Administration	10,239.71	Business Personalty Replacement Taxes	83,655.08	School Taxes in Municipal Budget	1,115,149.00
Assessment of Taxes	9,068.78	Taxes from Public Utilities	59,597.72	County Taxes 1.06 *	724,325.11
Collection of Taxes	8,656.12	Other Miscellaneous Tax Revenues	381,637.00	County Library Taxes	1,349,418.26
Planning, Housing & Development	3,950.00	State Aid Revenues	58,452.54	Local Municipal Purpose Taxes .14	178,192.00
Human Resources	4,399.74	Federal Aid Revenues	15,392.40	Veteran & Senior Citizen Taxes	71,850.00
Elections	133,257.96	State and Local Fiscal Assistance Act Utilized	52,572.30	Total Taxes for Rate Computation 2.64	3,438,934.37
General Administration (other)	15,249.93	Sale of Acquired Property	82,434.79	Special District Taxes	
JUDICIARY		Other Miscellaneous Revenues	3,594,528.61	Bank Corp. Taxes	5,039.36
Municipal Courts	22,575.32	Prior Years Surplus Appropriated	200,000.00	Added and Omitted Taxes	4,576.31
PUBLIC SAFETY	249,063.19	REVENUES TOTAL	4,194,528.61	Total Taxes Levied - ABSTRACT	3,376,700.04
Fire Protection	25.00	Reserve For Uncollected Taxes	147,788.44	Total Taxes Billed	3,374,722.75
Police Protection	5,688.41	CAPITAL OUTLAY TOTAL	168,004.11	1981 TAXES COLLECTED	3,260,706.78
Civil Defense & Disaster Control		Public Enterprises		1981 Taxes Cancelled, Abated or Adjusted	39,831.07
Environmental Inspection & Control		Recreation—Culture		Transfer to Tax Title Liens or Foreclosed	12,989.02
Other Public Safety		Public Works	163,562.16	Balance Outstanding Dec. 31, 1981	61,195.88
PUBLIC WORKS		Buildings and Grounds		PRIOR YEARS TAXES OUTSTANDING	
Streets and Drainage	99,420.91	Library and Education	4,441.95	Balance January 1, 1981	72,684.26
Sewers and Sewage Processing	76,416.67	Conservation		Collected in 1981	72,684.26
Garbage and Trash Disposal	12,842.65	All Other		Cancelled, Abated or Adjusted 1981	
Public Buildings and Grounds	4,685.00	CAPITAL DEBT AUTHORIZED, DECEMBER 31, 1981		Transfers to Tax Title Liens or Foreclosed	
Other Public Works		ISSUED AND UNISSUED GROSS DEBT NET DEBT		Balance December 31, 1981	
HEALTH and WELFARE		School	525,398	TAX TITLE LIENS OUTSTANDING	
Health Services Except Environmental	23,722.30	Self-liquidating	473,829	Balance January 1, 1981	49,417.66
Welfare-Public Assistance	6,950.00	Other	999,227	Transfer From Taxes	12,989.02
Hospitals, Clinics, First Aid		Total	473,829	Redeemed in 1981	11,010.82
Animal, Insect, & Rodent Control		ISSUED AND OUTSTANDING		Cancelled, Abated or Adjusted (1981)	
Other Welfare Services		School	388,781.58	Transfers to Foreclosed Property	
RECREATION and CONSERVATION		Self-Liquidating	468,935.61	Balance December 31, 1981	51,395.86
Beaches and Boardwalks	14,877.00	Other	857,717.19	PROPERTY ACQUIRED BY DEED OR FORECLOSURE	
Parks, Playgrounds, Shade Trees	2,098.77	EQUALIZED VALUATION BASIS		Balance January 1, 1981	15,188.00
Land Reclamation & Conservation	33,508.02	FOR NET DEBT COMPUTATION	111,755,456	Transfers From Taxes or Liens	
Other Recreational Services		REAL PROPERTY VALUATIONS		Sale for Cash (1981)	
EDUCATION (excluding schools)		Code Class # of Parcels % VAL'N ASSESSED VALUATION		Cancelled, Abated or Adjusted (1981)	
Libraries		1 Vacant Land 52 1.85 1,855,700.00		Balance December 31, 1981	15,188.00
Other Educational Services		2 Residential 2086 72.74 72,679,400.00		CURRENT FINANCES DECEMBER 31, 1981	
STATUTORY EXPENDITURES		3 Farm 20,693,100.00		ASSETS	
Pensions & F. I. C. A.	57,047.71	4a Commercial 106 4.76 4,769,700.00		Cash Dec. 31, 1981	342,561.62
Employee Fringe Benefits	21,009.02	4b Industrial 101,449,330		Taxes Receivable	61,195.88
Other Statutory Expenditures	2,300.00	4c Apartments 11 114,933,537		Tax Title Liens	51,395.86
CETA And Other Public Employment Programs	9,049.12	Total 2255 100,197,900.00		Foreclosed Property	15,188.00
MUNICIPAL FUNCTIONS TOTAL	832,101.33	Land Area 1.59 Sq. Miles		Emergencies & Other Deferred Charges	9,572.00
CAPITAL IMPROVEMENTS *MEMO*		Net Valuation Taxable-Municipal		State and Federal Aid Receivable	
DEBT SERVICE		Net Valuation Taxable-County		Other Receivables	1,123.50
Principal Payments	30,362.60	State Equalized Valuation		Total	481,036.86
Interest Payments	56,748.35	State Equalization Ratio	79.38	LIABILITIES, RESERVES, AND SURPLUS	
DEFERRED CHARGES	3,188,892.37			Cash Liabilities	218,452.11
SCHOOL, COUNTY, SPECIAL DISTRICT TAXES	147,788.44			Reserves for Receivables	128,903.24
RESERVE FOR UNCOLLECTED TAXES	4,255,893.09			Surplus Dec. 31, 1981	133,681.51
EXPENDITURES TOTAL				Total	481,036.86

2018

Population 1980 21,071
 Population 1981 21,030
 S & P Rating AA
 Moody Rating AA-1

General Tax Rate Per \$100.

4.61

State Equalized Tax Rate

1.92

SUMMIT CITY - UNION COUNTY

Form of Government:

City Charter Act (P.L. 1899 c. 52)

Number of Members on Governing Body - 7

PER CAPITA:

Gross Debt 479.81
 Net Debt 407.54
 Debt Service 54.44
 Total Tax Levy 842.09
 Municipal Expenditures 486.78

PER CENT:

Gross Debt 1.24
 Net Debt 1.06
 Tax Levy Collected 96.35
 Tax Levy Cancelled, Abated or Adjusted .07

EXPENDITURES		REVENUES-REALIZED		1981 PROPERTY TAX	
GENERAL GOVERNMENT		1981 Property Taxes Collected		STATE EQUALIZED TAX RATE	
Governing Body & Public Boards			16,593,440.02	Local District School Taxes	.59 9,031,962.00
Municipal Clerk		1981 Payments in Lieu of Taxes		Regional & Consolidated School Tax	
Financial Administration	81,017.00	Delinquent Tax & Lien Collections	434,366.00	School Taxes in Municipal Budget	.04 407,548.75
Assessment of Taxes	56,309.00	Business Personalty Replacement Taxes	429,229.56	County Taxes	.47 4,258,241.51
Collection of Taxes	35,644.00	Taxes from Public Utilities	1,974,539.00	County Library Taxes	
Planning, Housing & Development	37,829.00	Other Miscellaneous Tax Revenues		Local Municipal Purpose Taxes	.42 3,831,324.91
Human Resources	29,780.00	State Aid Revenues	191,568.46	Veteran & Senior Citizen Taxes	
Elections		Federal Aid Revenues		Total Taxes for Rate Computation	1.92 17,655,127.17
General Administration (other)	960,460.95	State and Local Fiscal Assistance Act Utilized	125,191.65	Special District Taxes	
JUDICIARY		Sale of Acquired Property		Bank Corp. Taxes	84,720.86
Municipal Courts	78,868.00	Other Miscellaneous Revenues	2,002,645.40	Added and Omitted Taxes	95,381.65
PUBLIC SAFETY		Total	22,150,980.49	Total Taxes Levied - ABSTRACT	17,709,179.68
Fire Protection	979,342.00	Prior Years Surplus Appropriated	2,300,000.00	Total Taxes Billed	17,637,694.57
Police Protection	1,441,831.00	REVENUES TOTAL	24,450,580.49	1981 TAXES COLLECTED	16,593,440.02
Civil Defense & Disaster Control	10,685.00	Reserve For Uncollected Taxes	1,523,245.79	1981 Taxes Cancelled, Abated or Adjusted	13,106.20
Environmental Inspection & Control	81,573.00	CAPITAL OUTLAY TOTAL	347,680.18	Transfer to Tax Title Liens or Foreclosed	3,116.36
Other Public Safety		Public Enterprises		Balance Outstanding Dec. 31, 1981	628,031.59
PUBLIC WORKS		Recreation—Culture	53,742.51	PRIOR YEARS TAXES OUTSTANDING	
Streets and Drainage	443,389.00	Public Works	158,182.06	Balance January 1, 1981	482,032.59
Sewers and Sewage Processing	298,348.00	Buildings and Grounds	135,555.61	Collected in 1981	434,366.00
Garbage and Trash Disposal	514,456.00	Library and Education		Cancelled, Abated or Adjusted 1981	344.34
Public Buildings and Grounds	365,332.00	Conservation		Transfers to Tax Title Liens or Foreclosed	
Other Public Works	18,800.00	All Other		Balance December 31, 1981	47,322.65
HEALTH and WELFARE		CAPITAL DEBT AUTHORIZED, DECEMBER 31, 1981		TAX TITLE LIENS OUTSTANDING	
Health Services Except Environmental	173,082.00	ISSUED AND UNISSUED		Balance January 1, 1981	8,208.71
Welfare-Public Assistance	30,740.00	SCHOOL GROSS DEBT	1,520,000	Transfer From Taxes	5,116.36
Hospitals, Clinics, First Aid		Self-liquidating		Redeemed in 1981	
Animal, Insect, & Rodent Control	12,000.00	Other	8,570,485	Cancelled, Abated or Adjusted (1981)	
Other Welfare Services		Total	10,090,485	Transfers to Foreclosed Property	
RECREATION and CONSERVATION		ISSUED AND OUTSTANDING		Balance December 31, 1981	11,325.07
Beaches and Boardwalks		School	1,520,000.00	PROPERTY ACQUIRED BY DEED OR FORECLOSURE	
Parks, Playgrounds, Shade Trees	270,250.00	Self-Liquidating		Balance January 1, 1981	14,200.00
Land Reclamation & Conservation		Other	6,187,600.00	Transfers From Taxes or Liens	
Other Recreational Services	399,022.00	Total	7,707,600.00	Sale for Cash (1981)	
EDUCATION (excluding schools)		EQUALIZED VALUATION BASIS		Cancelled, Abated or Adjusted (1981)	9,100.00
Libraries	351,882.00	FOR NET DEBT COMPUTATION	812,183,637	Balance December 31, 1981	5,100.00
Other Educational Services		REAL PROPERTY VALUATIONS		CURRENT FINANCES DECEMBER 31, 1981	
STATUTORY EXPENDITURES		Code Class # of Parcels % VAL'N	ASSESSED VALUATION	ASSETS	
Pensions & F. I. C. A.	838,263.99	1 Vacant Land 252 1.34	5,032,900.00	Cash Dec. 31, 1981	4,203,640.50
Employee Fringe Benefits		2 Residential 5424 68.36	256,997,100.00	Taxes Receivable	675,354.64
Other Statutory Expenditures	19,825.00	3 Farm		Tax Title Liens	11,325.07
CETA And Other Public Employment Programs		4a Commercial 303 12.70	47,754,500.00	Foreclosed Property	5,100.00
MUNICIPAL FUNCTIONS TOTAL	7,528,728.54	4b Industrial 17 11.13	41,855,600.00	Emergencies & Other Deferred Charges	169,480.00
CAPITAL IMPROVEMENTS *MCMO*	62,000.00	4c Apartments 142 6.47	24,307,100.00	State and Federal Aid Receivable	
DEBT SERVICE		Total 6138	375,547,200.00	Other Receivables	7,363.69
Principal Payments	590,000.00	Land Area 6.00 Sq. Miles		Total	5,092,263.50
Interest Payments	554,778.75	Net Valuation Taxable-Municipal	380,430,866	LIABILITIES, RESERVES, AND SURPLUS	
TYPE I SCHL DEBT *MEMC	407,548.75	Net Valuation Taxable-County	849,526,130	Cash Liabilities	980,807.21
DEFERRED CHARGES	40,284.43	State Equalized Valuation	909,124,402	Reserves for Receivables	699,143.40
SCHOOL, COUNTY, SPECIAL DISTRICT TAXES	13,697,752.26	State Equalization Ratio	41.59	Surplus Dec. 31, 1981	3,412,313.25
RESERVE FOR UNCOLLECTED TAXES	1,523,245.79			Total	5,092,263.50
EXPENDITURES TOTAL	23,934,790.17				

1981/3000

* ABOVE DEBT SERVICE INCLUDES TYPE I SCHOOL DEBT

1531

Population 1980 1,571
 Population 1981 1,597
 S & P Rating
 Maady Rating

General Tax Rate Per \$100. 1.73
 State Equalized Tax Rate 1.06

SURF CITY BOROUGH – OCEAN COUNTY

Form of Government:

Borough Council

Number of Members on Governing Body – 6

PER CAPITA:

Gross Debt 607.08
 Net Debt 176.89
 Debt Service
 Total Tax Levy 1,160.63
 Municipal Expenditures 719.56

PER CENT:

Gross Debt .66
 Net Debt .19
 Tax Levy Collected 95.43
 Tax Levy Cancelled, Abated or Adjusted

EXPENDITURES		REVENUES-REALIZED		1981 PROPERTY TAX	
GENERAL GOVERNMENT				STATE EQUALIZED TAX RATE	
Governing Body & Public Boards	3,544.50	1981 Property Taxes Collected	1,760,755.51	Local District School Taxes	.11 196,875.66
Municipal Clerk		1981 Payments in Lieu of Taxes		Regional & Consolidated School Tax	.31 529,774.76
Financial Administration	16,616.00	Delinquent Tax & Lien Collections	84,255.34	School Taxes in Municipal Budget	
Assessment of Taxes	11,790.00	Business Personalty Replacement Taxes	10,951.68	County Taxes	.41 706,865.09
Collection of Taxes	22,542.00	Taxes from Public Utilities	133,657.00	County Library Taxes	.02 39,388.69
Planning, Housing & Development	10,313.00	Other Miscellaneous Tax Revenues		Local Municipal Purpose Taxes	.21 369,084.00
Human Resources		State Aid Revenues	8,454.18	Veteran & Senior Citizen Taxes	
Elections		Federal Aid Revenues		Total Taxes for Rate Computation	1.06 1,871,488.20
General Administration (other)	152,826.00	State and Local Fiscal Assistance Act Utilized	51,248.00	Special District Taxes	
JUDICIARY		Sale of Acquired Property		Bank Corp. Taxes	2,181.73
Municipal Courts	14,264.00	Other Miscellaneous Revenues	382,809.95	Added and Omitted Taxes	9,356.30
PUBLIC SAFETY		Total	2,438,251.66	Total Taxes Levied - ABSTRACT	1,853,526.23
Fire Protection	19,490.00	Prior Years Surplus Appropriated	395,000.00	Total Taxes Billed	1,851,344.50
Police Protection	231,662.00	REVENUES TOTAL	2,833,251.66	1981 TAXES COLLECTED	1,766,795.51
Civil Defense & Disaster Control	1,470.00	Reserve For Uncollected Taxes	130,500.00	1981 Taxes Cancelled, Abated or Adjusted	
Environmental Inspection & Control	17,795.00	CAPITAL OUTLAY TOTAL	352,657.08	Transfer to Tax Title Liens or Foreclosed	
Other Public Safety				Balance Outstanding Dec. 31, 1981	84,548.99
PUBLIC WORKS				PRIOR YEARS TAXES OUTSTANDING	
Streets and Drainage	128,433.00	Public Enterprises		Balance January 1, 1981	84,255.34
Sewers and Sewage Processing		Recreation—Culture		Collected in 1981	84,255.34
Garbage and Trash Disposal	64,960.00	Public Works	211,508.48	Cancelled, Abated or Adjusted 1981	
Public Buildings and Grounds	28,387.00	Buildings and Grounds	141,188.60	Transfers to Tax Title Liens or Foreclosed	
Other Public Works	23,409.00	Library and Education		Balance December 31, 1981	
HEALTH and WELFARE		Conservation		TAX TITLE LIENS OUTSTANDING	
Health Services Except Environmental	1,972.00	All Other		Balance January 1, 1981	
Welfare-Public Assistance	7,500.00	CAPITAL DEBT AUTHORIZED, DECEMBER 31, 1981		Transfer From Taxes	
Hospitals, Clinics, First Aid	8,300.00	ISSUED AND UNISSUED GROSS DEBT		Redeemed in 1981	
Animal, Insect, & Rodent Control	3,120.00	School 276,512		Cancelled, Abated or Adjusted (1981)	
Other Welfare Services		Self-liquidating 410,500		Transfers to Foreclosed Property	
RECREATION and CONSERVATION		Other 282,500	282,500	Balance December 31, 1981	
Beaches and Boardwalks	104,705.00	Total 969,512	282,500	PROPERTY ACQUIRED BY DEED OR	
Parks, Playgrounds, Shade Trees	4,119.00	ISSUED AND OUTSTANDING		FORECLOSURE	
Land Reclamation & Conservation		School 276,512.68		Balance January 1, 1981	4,725.00
Other Recreational Services		Self-Liquidating 270,000.00		Transfers From Taxes or Liens	
EDUCATION (excluding schools)		Other		Sale for Cash (1981)	
Libraries	200.00	Total 546,512.68		Cancelled, Abated or Adjusted (1981)	
Other Educational Services		EQUALIZED VALUATION BASIS		Balance December 31, 1981	4,725.00
STATUTORY EXPENDITURES		FOR NET DEBT COMPUTATION	146,051,549	CURRENT FINANCES DECEMBER 31, 1981	
Pensions & F. I. C. A.	65,500.00	REAL PROPERTY VALUATIONS		ASSETS	
Employee Fringe Benefits	33,900.00	Code Class # of Parcels % VAL'N		Cash Dec. 31, 1981	888,205.55
Other Statutory Expenditures	7,022.00	1 Vacant Land 164 4.17	4,355,200.00	Taxes Receivable	84,548.99
CETA And Other Public Employment Programs		2 Residential 1887 87.78	91,767,513.00	Tax Title Liens	
MUNICIPAL FUNCTIONS TOTAL	983,844.50	3 Farm		Foreclosed Property	4,725.00
CAPITAL IMPROVEMENTS *MEMO*		4a Commercial 77 7.68	8,024,900.00	Emergencies & Other Deferred Charges	2,544.50
DEBT SERVICE		4b Industrial		State and Federal Aid Receivable	
Principal Payments		4c Apartments 2 .38	396,300.00	Other Receivables	258,269.70
Interest Payments		Total 2130	104,543,513.00	Total	1,278,293.74
DEFERRED CHARGES	34,800.00	Land Area .65 Sq. Miles		LIABILITIES, RESERVES, AND SURPLUS	
SCHOOL, COUNTY, SPECIAL DISTRICT TAXES	1,472,904.20	Net Valuation Taxable-Municipal	106,308,255	Cash Liabilities	451,034.03
RESERVE FOR UNCOLLECTED TAXES	130,500.00	Net Valuation Taxable-County	148,635,025	Reserves for Receivables	387,543.69
EXPENDITURES TOTAL	2,622,048.70	State Equalized Valuation	172,066,781	Surplus Dec. 31, 1981	439,716.02
		State Equalization Ratio	61.38	Total	1,278,293.74

1921

Population 1980 2,418
 Population 1981 2,435
 S & P Rating
 Moody Rating

General Tax Rate Per \$100.
 3.43
 State Equalized Tax Rate
 2.65

SUSSEX BOROUGH – SUSSEX COUNTY**Form of Government:****Borough Council****Number of Members on Governing Body – 6****PER CAPITA:**

Gross Debt 1,348.58
 Net Debt 67.68
 Debt Service
 Total Tax Levy 370.30
 Municipal Expenditures 172.46

PER CENT:

Gross Debt 11.74
 Net Debt .59
 Tax Levy Collected 87.94
 Tax Levy Cancelled, Abated
 or Adjusted

EXPENDITURES		REVENUES-REALIZED		1981 PROPERTY TAX	
GENERAL GOVERNMENT				STATE EQUALIZED TAX RATE →	
Governing Body & Public Boards		1981 Property Taxes Collected		Local District School Taxes	
Municipal Clerk		788,088.10		Regional & Consolidated School Tax 1.76	593,563.84
Financial Administration	6,032.69	1981 Payments in Lieu of Taxes		School Taxes in Municipal Budget	
Assessment of Taxes	3,924.00	61,969.62		County Taxes .59 *	201,113.79
Collection of Taxes	3,894.99	Delinquent Tax & Lien Collections		County Library Taxes .03	10,781.30
Planning, Housing & Development	5,550.00	38,013.20		Local Municipal Purpose Taxes .26	87,585.49
Human Resources		Business Personalty Replacement Taxes		Veteron & Senior Citizen Taxes	19,850.00
Elections		95,200.00		Total Taxes for Rate Computation 2.64	912,894.42
General Administration (other)	47,068.86	Taxes from Public Utilities		Special District Taxes	
JUDICIARY		Other Miscellaneous Tax Revenues		Bank Corp. Taxes	5,562.96
Municipal Courts	10,639.32	State Aid Revenues		Added and Omitted Taxes	3,082.10
PUBLIC SAFETY		Federal Aid Revenues		Total Taxes Levied - ABSTRACT	901,689.48
Fire Protection	14,696.00	State and Local Fiscal Assistance Act Utilized		Total Taxes Billed	896,126.52
Police Protection	92,698.96	Sale of Acquired Property		1981 TAXES COLLECTED	788,088.10
Civil Defense & Disaster Control		Other Miscellaneous Revenues		1981 Taxes Cancelled, Abated or Adjusted	
Environmental Inspection & Control	4,700.00	36,737.41		Transfer to Tax Title Liens or Foreclosed	
Other Public Safety		Prior Years Surplus Appropriated		Balance Outstanding Dec. 31, 1981	108,038.42
PUBLIC WORKS		REVENUES TOTAL		PRIOR YEARS TAXES OUTSTANDING	
Streets and Drainage	66,636.49	11,532.69		Balance January 1, 1981	92,464.22
Sewers and Sewage Processing		CAPITAL OUTLAY TOTAL		Collected in 1981	61,969.62
Garbage and Trash Disposol	5,834.24			Cancelled, Abated or Adjusted 1981	
Public Buildings and Grounds	12,100.00	Public Enterprises		Transfers to Tax Title Liens or Foreclosed	
Other Public Works	1,000.00	Recreation—Culture		Balance December 31, 1981	30,494.60
HEALTH and WELFARE		Public Works		TAX TITLE LIENS OUTSTANDING	
Health Services Except Environmental	8,248.00	Buildings and Grounds		Balance January 1, 1981	12,239.09
Welfare-Public Assistance	2,600.00	Library and Education		Transfer From Taxes	
Hospitals, Clinics, First Aid		Conservation		Redeemed in 1981	
Animal, Insect, & Rodent Control		All Other		Cancelled, Abated or Adjusted (1981)	
Other Welfare Services		CAPITAL DEBT AUTHORIZED, DECEMBER 31, 1981		Transfers to Foreclosed Property	
RECREATION and CONSERVATION				Balance December 31, 1981	12,239.09
Beaches and Boardwalks		ISSUED AND UNISSUED		PROPERTY ACQUIRED BY DEED OR FORECLOSURE	
Parks, Playgrounds, Shode Trees		GROSS DEBT		Balance January 1, 1981	172,600.00
Land Reclamation & Conservation		NET DEBT		Transfers From Taxes or Liens	
Other Recreational Services	6,703.74			Sale for Cash (1981)	
EDUCATION (excluding schools)				Cancelled, Abated or Adjusted (1981)	
Libraries	1,500.00			Balance December 31, 1981	172,600.00
Other Educational Services				CURRENT FINANCES DECEMBER 31, 1981	
STATUTORY EXPENDITURES				ASSETS	
Pensions & F. I. C. A.	17,950.00			Cash Dec. 31, 1981	180,521.50
Employee Fringe Benefits	5,313.51			Taxes Receivable	138,533.02
Other Statutory Expenditures	1,852.00			Tax Title Liens	12,239.09
CETA And Other Public Employment Programs				Foreclosed Property	172,600.00
MUNICIPAL FUNCTIONS TOTAL	318,942.80			Emergencies & Other Deferred Charges	3,850.33
CAPITAL IMPROVEMENTS *MEMO*				State and Federal Aid Receivable	
DEBT SERVICE				Other Receivables	2,487.53
Principal Payments				Total	510,231.47
Interest Payments				LIABILITIES, RESERVES, AND SURPLUS	
DEFERRED CHARGES				Cash Liabilities	21,990.01
SCHOOL, COUNTY, SPECIAL DISTRICT TAXES	17,786.24			Reserves for Receivables	325,859.64
RESERVE FOR UNCOLLECTED TAXES	805,458.93			Surplus Dec. 31, 1981	162,381.82
EXPENDITURES TOTAL	1,225,387.97			Total	510,231.47

0517

Population 1980 **2,031**
 Population 1981 **2,040**
 S & P Rating
 Moody Rating

General Tax Rate Per \$100. **2.80**
 State Equalized Tax Rate **2.84**

SWEDSBORO BORO. - GLOUCESTER CO.**Form of Government:****Borough Council****Number of Members on Governing Body - 6****PER CAPITA:**

Gross Debt **123.69**
 Net Debt **27.94**
 Debt Service **21.38**
 Total Tax Levy **369.96**
 Municipal Expenditures **285.04**

PER CENT:

Gross Debt **1.06**
 Net Debt **.24**
 Tax Levy Collected **85.04**
 Tax Levy Cancelled, Abated or Adjusted

EXPENDITURES		REVENUES-REALIZED		1981 PROPERTY TAX	
GENERAL GOVERNMENT				STATE EQUALIZED TAX RATE →	
Governing Body & Public Boards	7,150.00	1981 Property Taxes Collected	640,826.80	Local District School Taxes	.93 247,768.79
Municipal Clerk	15,500.00	1981 Payments in Lieu of Taxes		Regional & Consolidated School Tax	.72 192,195.42
Financial Administration	10,970.00	Delinquent Tax & Lien Collections	91,447.92	School Taxes in Municipal Budget	
Assessment of Taxes	5,800.00	Business Personalty Replacement Taxes	86,783.12	County Taxes	.65 171,560.26
Collection of Taxes	6,349.97	Taxes from Public Utilities	103,601.00	County Library Taxes	.02 4,946.47
Planning, Housing & Development	1,825.00	Other Miscellaneous Tax Revenues		Local Municipal Purpose Taxes	.52 137,111.53
Human Resources		State Aid Revenues	60,827.32	Veteran & Senior Citizen Taxes	
Elections	750.00	Federal Aid Revenues	4,091.47	Total Taxes for Rate Computation	2.84 778,482.47
General Administration (other)	77,900.00	State and Local Fiscal Assistance Act Utilized	21,911.00	Special District Taxes	
JUDICIARY		Sale of Acquired Property		Bank Corp. Taxes	1,138.41
Municipal Courts	9,800.00	Other Miscellaneous Revenues	65,902.64	Added and Omitted Taxes	
PUBLIC SAFETY		Total	1,075,391.27	Total Taxes Levied - ABSTRACT	754,720.88
Fire Protection	22,272.00	Prior Years Surplus Appropriated	59,389.10	Total Taxes Billed	753,582.47
Police Protection	72,856.00	REVENUES TOTAL	1,134,780.37	1981 TAXES COLLECTED	640,826.80
Civil Defense & Disaster Control		Reserve For Uncollected Taxes	102,269.86	1981 Taxes Cancelled, Abated or Adjusted	
Environmental Inspection & Control	7,048.00	CAPITAL OUTLAY TOTAL	96,709.95	Transfer to Tax Title Liens or Foreclosed	
Other Public Safety		Public Enterprises	49,380.00	Balance Outstanding Dec. 31, 1981	112,755.67
PUBLIC WORKS		Recreation—Culture		PRIOR YEARS TAXES OUTSTANDING	
Streets and Drainage	51,560.00	Public Works	47,228.48	Balance January 1, 1981	82,551.51
Sewers and Sewage Processing		Buildings and Grounds	101.47	Collected in 1981	76,780.87
Garbage and Trash Disposal	34,903.00	Library and Education		Cancelled, Abated or Adjusted 1981	165.72
Public Buildings and Grounds	13,500.00	Conservation		Transfers to Tax Title Liens or Foreclosed	3,656.86
Other Public Works		All Other		Balance December 31, 1981	1,948.06
HEALTH and WELFARE		CAPITAL DEBT AUTHORIZED, DECEMBER 31, 1981		TAX TITLE LIENS OUTSTANDING	
Health Services Except Environmental	1,800.00	ISSUED AND UNISSUED GROSS DEBT NET DEBT		Balance January 1, 1981	35,268.68
Welfare-Public Assistance	3,895.00	School 21,337		Transfer From Taxes	3,870.86
Hospitals, Clinics, First Aid		Self-liquidating 174,000		Redeemed in 1981	14,667.05
Animal, Insect, & Radent Control	1,575.00	Other 57,000	57,000	Cancelled, Abated or Adjusted (1981)	
Other Welfare Services		Total 252,337	57,000	Transfers to Foreclosed Property	
RECREATION and CONSERVATION		ISSUED AND OUTSTANDING		Balance December 31, 1981	24,472.49
Beaches and Boardwalks		School 21,337.16		PROPERTY ACQUIRED BY DEED OR FORECLOSURE	
Parks, Playgrounds, Shade Trees	3,913.24	Self-liquidating 174,000.00		Balance January 1, 1981	1,150.00
Land Reclamation & Conservation		Other 57,000.00		Transfers From Taxes or Liens	
Other Recreational Services	2,100.00	Total 252,337.16		Sale for Cash (1981)	
EDUCATION (excluding schools)		EQUALIZED VALUATION BASIS FOR NET DEBT COMPUTATION	23,848,634	Cancelled, Abated or Adjusted (1981)	
Libraries	8,000.00	REAL PROPERTY VALUATIONS		Balance December 31, 1981	1,150.00
Other Educational Services		Code Class # of Parcels % VAL'N ASSESSED VALUATION		CURRENT FINANCES DECEMBER 31, 1981	
STATUTORY EXPENDITURES		1 Vacant Land 67 1.34 341,700.00		ASSETS	
Pensions & F. I. C. A.	20,570.00	2 Residential 537 65.92 16,820,200.00		Cash Dec. 31, 1981	295,776.54
Employee Fringe Benefits	11,450.00	3 Farm 14 1.03 261,500.00		Taxes Receivable	114,703.73
Other Statutory Expenditures	2,600.00	4a Commercial 90 22.62 5,772,300.00		Tax Title Liens	24,472.49
CETA And Other Public Employment Programs	36,000.00	4b Industrial 6 7.36 1,877,000.00		Foreclosed Property	1,150.00
MUNICIPAL FUNCTIONS TOTAL	430,087.21	4c Apartments 10 1.74 443,600.00		Emergencies & Other Deferred Charges	12,971.27
CAPITAL IMPROVEMENTS *MEMO*	100.00	Total 724	25,516,300.00	State and Federal Aid Receivable	2,884.17
DEBT SERVICE		Land Area .77 Sq. Miles		Other Receivables	13,863.89
Principal Payments	39,000.00	Net Valuation Taxable-Municipal	26,930,716	Total	465,822.09
Interest Payments	4,621.09	Net Valuation Taxable-County	28,292,199	LIABILITIES, RESERVES, AND SURPLUS	
DEFERRED CHARGES	5,500.00	State Equalized Valuation	26,585,247	Cash Liabilities	156,827.12
SCHOOL, COUNTY, SPECIAL DISTRICT TAXES	616,470.94	State Equalization Ratio	101.53	Reserves for Receivables	154,190.11
RESERVE FOR UNCOLLECTED TAXES	102,269.86			Surplus Dec. 31, 1981	154,804.86
EXPENDITURES TOTAL	1,197,949.10			Total	465,822.09

Population 1980 6,236
 Population 1981 6,431
 S & P Rating
 Moody Rating

General Tax Rate Per \$100. 2.54
 State Equalized Tax Rate 2.27

TABERNACLE TWP. - BURLINGTON CO.

Form of Government:

Township Committee

Number of Members on Governing Body - 3

PER CAPITA:

Gross Debt 968.77
 Net Debt 378.73
 Debt Service 6.45
 Total Tax Levy 459.93
 Municipal Expenditures 143.20

PER CENT:

Gross Debt 5.99
 Net Debt 2.34
 Tax Levy Collected 91.41
 Tax Levy Cancelled, Abated or Adjusted .51

EXPENDITURES		REVENUES-REALIZED		1981 PROPERTY TAX	
GENERAL GOVERNMENT				STATE EQUALIZED TAX RATE	
Governing Body & Public Boards		1981 Property Taxes Collected	2,712,430.77	Local District School Taxes 1.15	1,442,043.00
Municipal Clerk		1981 Payments in Lieu of Taxes		Regional & Consolidated School Tax .45	560,074.58
Financial Administration	35,000.00	Delinquent Tax & Lien Collections	183,950.45	School Taxes in Municipal Budget	
Assessment of Taxes	13,002.98	Business Personalty Repacement Taxes	14,853.28	County Taxes .54	674,501.62
Collection of Taxes	21,672.60	Taxes from Public Utilities	205,357.00	County Library Taxes .03	37,403.21
Planning, Housing & Development	18,053.13	Other Miscellaneous Tax Revenues		Local Municipal Purpose Taxes .11	133,508.37
Human Resources		State Aid Revenues	40,585.73	Veteran & Senior Citizen Taxes	29,800.00
Elections		Federal Aid Revenues	66,478.57	Total Taxes for Rate Computation 2.28	2,877,330.78
General Administration (other)	108,393.76	State and Local Fiscal Assistance Act Utilized		Special District Taxes	
JUDICIARY		Sale of Acquired Property		Bank Corp. Taxes	1,320.11
Municipal Courts	12,300.00	Other Miscellaneous Revenues	302,688.15	Added and Omitted Taxes	108,572.78
PUBLIC SAFETY		Total	3,526,343.95	Total Taxes Levied - ABSTRACT	2,957,823.67
Fire Protection	16,000.00	Prior Years Surplus Appropriated	287,326.00	Total Taxes Billed	2,967,480.58
Police Protection	23,475.00	REVENUES TOTAL	3,813,669.95	1981 TAXES COLLECTED	2,712,430.77
Civil Defense & Disaster Control	1,000.00	Reserve For Uncollected Taxes	296,189.01	1981 Taxes Cancelled, Abated or Adjusted	15,145.64
Environmental Inspection & Control	15,018.24	CAPITAL OUTLAY TOTAL	185,622.50	Transfer to Tax Title Liens or Foreclosed	25,637.49
Other Public Safety				Balance Outstanding Dec. 31, 1981	214,266.48
PUBLIC WORKS				PRIOR YEARS TAXES OUTSTANDING	
Streets and Drainage	236,922.57	Public Enterprises		Balance January 1, 1981	180,592.52
Sewers and Sewage Processing	3,000.00	Recreation—Culture		Collected in 1981	162,814.24
Garbage and Trash Disposal		Public Works	55,877.00	Cancelled, Abated or Adjusted 1981	167.73
Public Buildings and Grounds	22,269.95	Buildings and Grounds	129,745.50	Transfers to Tax Title Liens or Foreclosed	15,002.96
Other Public Works		Library and Education		Balance December 31, 1981	2,607.57
HEALTH and WELFARE		Conservation		TAX TITLE LIENS OUTSTANDING	
Health Services Except Environmental	272.00	All Other		Balance January 1, 1981	55,236.73
Welfare-Public Assistance	3,700.00	CAPITAL DEBT AUTHORIZED, DECEMBER 31, 1981		Transfer From Taxes	43,224.70
Hospitals, Clinics, First Aid		ISSUED AND UNISSUED GROSS DEBT NET DEBT		Redeemed in 1981	21,136.21
Animal, Insect, & Rodent Control	7,420.40	School 6,041,898 2,247,330		Cancelled, Abated or Adjusted (1981)	396.76
Other Welfare Services		Self-liquidating		Transfers to Foreclosed Property	
RECREATION and CONSERVATION		Other 188,277 188,277		Balance December 31, 1981	76,928.46
Beaches and Boardwalks		Total 6,230,175 2,435,607		PROPERTY ACQUIRED BY DEED OR FORECLOSURE	
Parks, Playgrounds, Shade Trees		ISSUED AND OUTSTANDING		Balance January 1, 1981	21,450.00
Land Reclamation & Conservation		School 6,041,898.25		Transfers From Taxes or Liens	
Other Recreational Services	5,809.65	Self-Liquidating		Sale for Cash (1981)	
EDUCATION (excluding schools)		Other 188,277.00		Cancelled, Abated or Adjusted (1981)	
Libraries		Total 6,230,175.25		Balance December 31, 1981	21,450.00
Other Educational Services		EQUALIZED VALUATION BASIS		CURRENT FINANCES DECEMBER 31, 1981	
STATUTORY EXPENDITURES		FOR NET DEBT COMPUTATION		ASSETS	
Pensions & F. I. C. A.	20,500.00	REAL PROPERTY VALUATIONS		Cash Dec. 31, 1981	1,802,403.49
Employee Fringe Benefits	8,000.00	Code Class # of Parcels % VAL'N		Taxes Receivable	216,874.05
Other Statutory Expenditures	1,800.00	1 Vacant Land 685 8.37		Tax Title Liens	76,928.46
CETA And Other Public Employment Programs		2 Residential 1654 84.25		Foreclosed Property	21,450.00
MUNICIPAL FUNCTIONS TOTAL	573,610.28	3 Farm 240 4.12		Emergencies & Other Deferred Charges	
CAPITAL IMPROVEMENTS *MEMO*	72,056.00	4a Commercial 40 3.08		State and Federal Aid Receivable	17,831.79
DEBT SERVICE		4b Industrial 3 .17		Other Receivables	15,573.25
Principal Payments	41,500.00	4c Apartments		Total	2,151,061.04
Interest Payments		Total 2622 111,588,550.00		LIABILITIES, RESERVES, AND SURPLUS	
DEFERRED CHARGES	9,610.99	Land Area 47.64 Sq. Miles		Cash Liabilities	853,386.23
SCHOOL, COUNTY, SPECIAL DISTRICT TAXES	2,714,022.41	Net Valuation Taxable-Municipal	112,535,677	Reserves for Receivables	330,825.76
RESERVE FOR UNCOLLECTED TAXES	296,189.01	Net Valuation Taxable-County	112,030,682	Surplus Dec. 31, 1981	966,849.05
EXPENDITURES TOTAL	3,634,932.09	State Equalized Valuation	125,585,293	Total	2,151,061.04
		State Equalization Ratio	89.53		

0433

Population 1980 9
 Population 1981 9
 S & P Rating
 Moody Rating

General Tax Rate Per \$100. 1.97
 State Equalized Tax Rate 2.01

TAVISTOCK BOROUGH - CAMDEN COUNTY

Form of Government:

Commission (1911)

Number of Members on Governing Body - 3

PER CAPITA:

Gross Debt
 Net Debt
 Debt Service
 Total Tax Levy 1,985.30
 Municipal Expenditures 1,168.89

PER CENT:

Gross Debt
 Net Debt
 Tax Levy Collected 100.00
 Tax Levy Cancelled, Abated or Adjusted

EXPENDITURES		REVENUES-REALIZED		1981 PROPERTY TAX	
GENERAL GOVERNMENT				STATE EQUALIZED TAX RATE	
Governing Body & Public Boards				Local District School Taxes	
Municipal Clerk				Regional & Consolidated School Tax	
Financial Administration				School Taxes in Municipal Budget	
Assessment of Taxes	346.20	1981 Property Taxes Collected	17,886.38	County Taxes	1.34 *
Collection of Taxes	349.00	1981 Payments in Lieu of Taxes		County Library Taxes	.03
Planning, Housing & Development		Delinquent Tax & Lien Collections		Local Municipal Purpose Taxes	.63
Human Resources		Business Personalty Replacement Taxes	2,316.40	Veteran & Senior Citizen Taxes	
Elections	1,660.00	Taxes from Public Utilities	564.00	Total Taxes for Rate Computation	2.00
General Administration (other)	2,416.00	Other Miscellaneous Tax Revenues		Special District Taxes	
JUDICIARY		State Aid Revenues	101.12	Bank Corp. Taxes	
Municipal Courts		Federal Aid Revenues		Added and Omitted Taxes	
PUBLIC SAFETY		State and Local Fiscal Assistance Act Utilized		Total Taxes Levied - ABSTRACT	17,867.72
Fire Protection	600.00	Sale of Acquired Property	713.59	Total Taxes Billed	17,886.38
Police Protection	1,000.00	Other Miscellaneous Revenues		1981 TAXES COLLECTED	17,886.38
Civil Defense & Disaster Control				1981 Taxes Cancelled, Abated or Adjusted	
Environmental Inspection & Control		Prior Years Surplus Appropriated	1,709.48	Transfer to Tax Title Liens or Foreclosed	
Other Public Safety		REVENUES TOTAL	23,290.97	Balance Outstanding Dec. 31, 1981	
PUBLIC WORKS		Reserve For Uncollected Taxes			
Streets and Drainage	3,900.00	CAPITAL OUTLAY TOTAL		PRIOR YEARS TAXES OUTSTANDING	
Sewers and Sewage Processing		Public Enterprises		Balance January 1, 1981	
Garbage and Trash Disposal		Recreation—Culture		Collected in 1981	
Public Buildings and Grounds		Public Works		Cancelled, Abated or Adjusted 1981	
Other Public Works		Buildings and Grounds		Transfers to Tax Title Liens or Foreclosed	
HEALTH and WELFARE		Library and Education		Balance December 31, 1981	
Health Services Except Environmental		Conservation		TAX TITLE LIENS OUTSTANDING	
Welfare-Public Assistance		All Other		Balance January 1, 1981	
Hospitals, Clinics, First Aid		CAPITAL DEBT AUTHORIZED, DECEMBER 31, 1981		Transfer From Taxes	
Animal, Insect, & Rodent Control		ISSUED AND UNISSUED GROSS DEBT		Redeemed in 1981	
Other Welfare Services		School		Cancelled, Abated or Adjusted (1981)	
RECREATION and CONSERVATION		Self-liquidating		Transfers to Foreclosed Property	
Beaches and Boardwalks		Other		Balance December 31, 1981	
Parks, Playgrounds, Shade Trees		Total		PROPERTY ACQUIRED BY DEED OR	
Land Reclamation & Conservation				FORECLOSURE	
Other Recreational Services		ISSUED AND OUTSTANDING		Balance January 1, 1981	
EDUCATION (excluding schools)		School		Transfers From Taxes or Liens	
Libraries		Self-Liquidating		Sale for Cash (1981)	
Other Educational Services		Other		Cancelled, Abated or Adjusted (1981)	
STATUTORY EXPENDITURES		Total		Balance December 31, 1981	
Pensions & F. I. C. A.	224.80	EQUALIZED VALUATION BASIS		CURRENT FINANCES DECEMBER 31, 1981	
Employee Fringe Benefits		FOR NET DEBT COMPUTATION	883,892	ASSETS	
Other Statutory Expenditures	24.00	REAL PROPERTY VALUATIONS		Cash Dec. 31, 1981	8,352.99
CETA And Other Public Employment Programs		Code Class # of Parcels % VAL'N		Taxes Receivable	
MUNICIPAL FUNCTIONS TOTAL	10,520.00	1 Vacant Land		Tax Title Liens	
CAPITAL IMPROVEMENTS *MEMO*		2 Residential 3 17.86	161,100.00	Foreclosed Property	
DEBT SERVICE		3 Farm		Emergencies & Other Deferred Charges	
Principal Payments		4a Commercial 11 82.14	741,000.00	State and Federal Aid Receivable	
Interest Payments		4b Industrial		Other Receivables	23.95
		4c Apartments		Total	8,376.94
		Total 14	902,100.00	LIABILITIES, RESERVES, AND SURPLUS	
DEFERRED CHARGES		Land Area .27 Sq. Miles		Cash Liabilities	2,482.18
SCHOOL, COUNTY, SPECIAL DISTRICT TAXES	12,231.72	Net Valuation Taxable-Municipal	908,399	Reserves for Receivables	23.95
RESERVE FOR UNCOLLECTED TAXES		Net Valuation Taxable-County	996,548	Surplus Dec. 31, 1981	5,870.81
EXPENDITURES TOTAL	22,751.72	State Equalized Valuation	890,191	Total	8,376.94
		State Equalization Ratio	102.06		

0260

Population 1980 39,007
 Population 1981 38,986
 S & P Rating
 Moody Rating AA

General Tax Rate Per \$100.

4.31

State Equalized Tax Rate

3.32

TEANECK TOWNSHIP - BERGEN COUNTY**Form of Government:****Council-Manager (1923)****Number of Members on Governing Body - 5****PER CAPITA:**

Gross Debt 241.40
 Net Debt 114.05
 Debt Service 16.55
 Total Tax Levy 793.68
 Municipal Expenditures 373.41

PER CENT:

Gross Debt 1.13
 Net Debt .53
 Tax Levy Collected 97.85
 Tax Levy Cancelled, Abated or Adjusted .27

EXPENDITURES		REVENUES-REALIZED		1981 PROPERTY TAX	
GENERAL GOVERNMENT				STATE EQUALIZED TAX RATE \rightarrow	
Governing Body & Public Boards		1981 Property Taxes Collected	30,243,374.15	Local District School Taxes 1.95	18,148,745.00
Municipal Clerk		1981 Payments in Lieu of Taxes		Regional & Consolidated School Tax	
Financial Administration	164,127.00	Delinquent Tax & Lien Collections	518,664.19	School Taxes in Municipal Budget	
Assessment of Taxes	117,466.00	Business Personalty Replacement Taxes	373,323.32	County Taxes .33	3,044,951.27
Collection of Taxes	73,648.00	Taxes from Public Utilities	1,850,331.00	County Library Taxes	
Planning, Housing & Development	193,472.00	Other Miscellaneous Tax Revenues	69,060.00	Local Municipal Purpose Taxes 1.03	9,620,413.00
Human Resources	24,550.00	State Aid Revenues	412,788.62	Veteran & Senior Citizen Taxes	297,100.00
Elections	5,740.00	Federal Aid Revenues	31,157.66	Total Taxes for Rate Computation 3.31	31,111,209.27
General Administration (other)	1,009,914.00	State and Local Fiscal Assistance Act Utilized	363,856.00	Special District Taxes	
JUDICIARY		Sale of Acquired Property	92,300.00	Bank Corp. Taxes	38,137.51
Municipal Courts	118,100.00	Other Miscellaneous Revenues	1,426,277.69	Added and Omitted Taxes	90,050.82
PUBLIC SAFETY		Total	35,381,102.63	Total Taxes Levied - ABSTRACT	30,542,297.60
Fire Protection	2,427,614.00	Prior Years Surplus Appropriated	959,000.00	Total Taxes Billed	30,907,400.45
Police Protection	2,819,757.00	REVENUES TOTAL	36,340,102.63	1981 TAXES COLLECTED	30,243,374.15
Civil Defense & Disaster Control	3,110.00	Reserve For Uncollected Taxes	764,653.41	1981 Taxes Cancelled, Abated or Adjusted	83,662.74
Environmental Inspection & Control	118,422.00	CAPITAL OUTLAY	1,096,276.15	Transfer to Tax Title Liens or Foreclosed	10,968.14
Other Public Safety		Total		Balance Outstanding Dec. 31, 1981	569,395.42
PUBLIC WORKS		Public Enterprises		PRIOR YEARS TAXES OUTSTANDING	
Streets and Drainage	1,232,837.00	Recreation—Culture	500,300.70	Balance January 1, 1981	457,491.66
Sewers and Sewage Processing	946,013.00	Public Works	311,810.33	Collected in 1981	490,441.87
Garbage and Trash Disposal	71,760.00	Buildings and Grounds	8,363.62	Cancelled, Abated or Adjusted 1981	110.00
Public Buildings and Grounds	392,241.14	Library and Education	275,861.50	Transfers to Tax Title Liens or Foreclosed	6,716.85
Other Public Works		Conservation		Balance December 31, 1981	222.94
HEALTH and WELFARE		All Other		TAX TITLE LIENS OUTSTANDING	
Health Services Except Environmental	226,883.00	CAPITAL DEBT AUTHORIZED, DECEMBER 31, 1981		Balance January 1, 1981	26,207.77
Welfare-Public Assistance	20,685.00	ISSUED AND UNISSUED		Transfer From Taxes	19,462.03
Hospitals, Clinics, First Aid		GROSS DEBT		Redeemed in 1981	28,242.32
Animal, Insect, & Rodent Control	16,000.00	NET DEBT		Cancelled, Abated or Adjusted (1981)	
Other Welfare Services		School	4,921,000	Transfers to Foreclosed Property	
RECREATION and CONSERVATION		Self-liquidating	4,490,241	Balance December 31, 1981	17,427.48
Beaches and Boardwalks		Other	4,446,323	PROPERTY ACQUIRED BY DEED OR FORECLOSURE	
Parks, Playgrounds, Shade Trees	418,293.00	Total	9,411,241	Balance January 1, 1981	359,377.00
Land Reclamation & Conservation	1,130.00	ISSUED AND OUTSTANDING		Transfers From Taxes or Liens	
Other Recreational Services	394,942.00	School	4,921,000.00	Sale for Cash (1981)	
EDUCATION (excluding schools)		Self-liquidating		Cancelled, Abated or Adjusted (1981)	23,300.00
Libraries	554,246.00	Other	2,643,000.00	Balance December 31, 1981	376,077.00
Other Educational Services		Total	7,564,000.00	CURRENT FINANCES DECEMBER 31, 1981	
STATUTORY EXPENDITURES		EQUALIZED VALUATION BASIS		ASSETS	
Pensions & F. I. C. A.	1,292,101.64	FOR NET DEBT COMPUTATION	831,434,308	Cash Dec. 31, 1981	3,552,774.51
Employee Fringe Benefits	251,800.00	REAL PROPERTY VALUATIONS		Taxes Receivable	569,618.36
Other Statutory Expenditures	30,000.00	Code Class # of Parcels % VAL'N	ASSESSED VALUATION	Tax Title Liens	17,427.48
CETA And Other Public Employment Programs	30,000.00	1 Vacant Land 107 .30	2,125,200.00	Foreclosed Property	376,077.00
MUNICIPAL FUNCTIONS		2 Residential 10555 85.04	603,419,500.00	Emergencies & Other Deferred Charges	7,667.00
CAPITAL IMPROVEMENTS	*MEMO*	3 Farm		State and Federal Aid Receivable	139,000.00
DEBT SERVICE		4a Commercial 334 8.35	59,240,100.00	Other Receivables	254,440.30
Principal Payments	480,814.03	4b Industrial 19 2.29	16,262,100.00	Total	5,317,005.05
Interest Payments	164,365.97	4c Apartments 75 4.02	28,553,200.00	LIABILITIES, RESERVES, AND SURPLUS	
		Total 11090	709,600,100.00	Cash Liabilities	1,654,313.95
DEFERRED CHARGES		Land Area 5.90 Sq. Miles		Reserves for Receivables	1,217,563.14
SCHOOL, COUNTY, SPECIAL DISTRICT TAXES		Net Valuation Taxable-Municipal	715,019,713	Surplus Dec. 31, 1981	2,445,127.96
RESERVE FOR UNCOLLECTED TAXES		Net Valuation Taxable-County	852,996,092	Total	5,317,005.05
EXPENDITURES		State Equalized Valuation	927,946,717		
TOTAL	35,751,270.82	State Equalization Ratio	76.92		

0261

Population 1980 13,552
 Population 1981 13,536
 S & P Rating
 Moody Rating A-1

General Tax Rate Per \$100. 3.59
 State Equalized Tax Rate 2.39

TENAFLY BOROUGH - BERGEN COUNTY
Form of Government:
Borough Council
Number of Members on Governing Body - 6

PER CAPITA:
 Grass Debt 782.37
 Net Debt 492.69
 Debt Service 49.61
 Total Tax Levy 1,082.67
 Municipal Expenditures 469.24

PER CENT:
 Gross Debt 2.00
 Net Debt 1.26
 Tax Levy Collected 98.42
 Tax Levy Cancelled, Abated or Adjusted .28

EXPENDITURES		REVENUES-REALIZED		1981 PROPERTY TAX	
GENERAL GOVERNMENT				STATE EQUALIZED TAX RATE	
Governing Body & Public Boards		1981 Property Taxes Collected	14,419,317.96	Local District School Taxes 1.43	8,698,441.00
Municipal Clerk	73,300.00	1981 Payments in Lieu of Taxes		Regional & Consolidated School Tax	
Financial Administration	13,000.00	Delinquent Tax & Lien Collections	159,464.53	School Taxes in Municipal Budget	
Assessment of Taxes	223,925.00	Business Personalty Replacement Taxes	146,354.24	County Taxes .31	1,914,965.63
Collection of Taxes	90,350.00	Taxes from Public Utilities	839,473.00	County Library Taxes	
Planning, Housing & Development	10,400.00	Other Miscellaneous Tax Revenues		Local Municipal Purpose Taxes .65	3,535,056.50
Human Resources		State Aid Revenues	108,725.25	Veteran & Senior Citizen Taxes	54,350.00
Elections	3,100.00	Federal Aid Revenues	18,208.54	Total Taxes for Rate Computation 2.39	14,642,813.73
General Administration (other)	335,231.00	State and Local Fiscal Assistance Act Utilized	105,200.00	Special District Taxes	
JUDICIARY		Sale of Acquired Property		Bank Corp. Taxes	17,143.24
Municipal Courts	15,525.00	Other Miscellaneous Revenues	502,517.37	Added and Omitted Taxes	89,451.03
PUBLIC SAFETY		Total	16,299,301.29	Total Taxes Levied - ABSTRACT	14,655,058.00
Fire Protection	175,318.30	Prior Years Surplus Appropriated	735,000.00	Total Taxes Billed	14,650,085.18
Police Protection	1,083,284.00	REVENUES TOTAL	17,034,301.29	1981 TAXES COLLECTED	14,419,317.96
Civil Defense & Disaster Control	3,036.70	Reserve For Uncollected Taxes	356,228.88	1981 Taxes Cancelled, Abated or Adjusted	41,451.52
Environmental Inspection & Control	75,043.00			Transfer to Tax Title Liens or Foreclosed	104.11
Other Public Safety		CAPITAL OUTLAY TOTAL	474,529.89	Balance Outstanding Dec. 31, 1981	189,211.19
PUBLIC WORKS				PRIOR YEARS TAXES OUTSTANDING	
Streets and Drainage	727,820.53	Public Enterprises		Balance January 1, 1981	159,549.81
Sewers and Sewage Processing	361,562.44	Recreation—Culture		Collected in 1981	159,464.53
Garbage and Trash Disposal	760,758.00	Public Works	393,150.99	Cancelled, Abated or Adjusted 1981	
Public Buildings and Grounds	166,915.00	Buildings and Grounds	12,600.83	Transfers to Tax Title Liens or Foreclosed	
Other Public Works		Library and Education	68,778.07	Balance December 31, 1981	84.88
HEALTH and WELFARE		Conservation		TAX TITLE LIENS OUTSTANDING	
Health Services Except Environmental	60,010.00	All Other		Balance January 1, 1981	1,311.93
Welfare-Public Assistance	33,569.72			Transfer From Taxes	104.11
Hospitals, Clinics, First Aid		CAPITAL DEBT AUTHORIZED, DECEMBER 31, 1981		Redeemed in 1981	
Animal, Insect, & Rodent Control	800.00	ISSUED AND UNISSUED		Cancelled, Abated or Adjusted (1981)	
Other Welfare Services		School	3,829,000	Transfers to Foreclosed Property	
RECREATION and CONSERVATION		Self-Liquidating		Balance December 31, 1981	1,416.04
Beaches and Boardwalks		Other	6,761,216	PROPERTY ACQUIRED BY DEED OR	
Parks, Playgrounds, Shade Trees	207,280.00	Total	10,590,216	FORECLOSURE	
Land Reclamation & Conservation	325.00			Balance January 1, 1981	18,200.00
Other Recreational Services	81,400.00	ISSUED AND OUTSTANDING		Transfers From Taxes or Liens	
EDUCATION (excluding schools)		School	3,829,000.00	Sale for Cash (1981)	
Libraries	171,520.00	Self-Liquidating		Cancelled, Abated or Adjusted (1981)	
Other Educational Services	32,340.00	Other	6,366,158.00	Balance December 31, 1981	18,200.00
STATUTORY EXPENDITURES		Total	10,195,158.00	CURRENT FINANCES DECEMBER 31, 1981	
Pensions & F. I. C. A.	425,300.00	EQUALIZED VALUATION BASIS		ASSETS	
Employee Fringe Benefits	127,500.00	FOR NET DEBT COMPUTATION	528,476,299	Cash Dec. 31, 1981	2,473,249.35
Other Statutory Expenditures	10,000.00	REAL PROPERTY VALUATIONS		Taxes Receivable	189,296.07
CETA And Other Public Employment Programs	10,000.00	Code Class # of Parcels % VAL'N		Tax Title Liens	1,416.04
MUNICIPAL FUNCTIONS		1 Vacant Land 140 1.24	5,021,425.00	Foreclosed Property	18,200.00
CAPITAL IMPROVEMENTS		2 Residential 4050 86.88	351,150,350.00	Emergencies & Other Deferred Charges	219,509.77
DEBT SERVICE		3 Farm		State and Federal Aid Receivable	
Principal Payments	340,500.00	4a Commercial 182 9.34	37,735,000.00	Other Receivables	6,630.53
Interest Payments	331,009.58	4b Industrial 15 1.03	4,159,700.00	Total	2,908,301.76
		4c Apartments 10 1.51	6,099,900.00	LIABILITIES, RESERVES, AND SURPLUS	
		Total 4397	404,166,375.00	Cash Liabilities	1,703,717.58
DEFERRED CHARGES		Land Area 4.40 Sq. Miles		Reserves for Receivables	215,542.64
SCHOOL, COUNTY, SPECIAL DISTRICT TAXES	10,613,406.83	Net Valuation Taxable-Municipal	405,588,694	Surplus Dec. 31, 1981	989,041.14
RESERVE FOR UNCOLLECTED TAXES	356,228.88	Net Valuation Taxable-County	534,708,561	Total	2,908,301.76
EXPENDITURES		State Equalized Valuation	609,191,304		
TOTAL	16,965,045.92	State Equalization Ratio	66.50		

Population 1980	19	
Population 1981	21	
S & P Rating		General Tax Rate Per \$100.
Moody Rating		.84
		State Equalized Tax Rate
		.91

TETERBORO BOROUGH - BERGEN COUNTY

Form of Government:

Council-Manager (1923)

Number of Members on Governing Body - 5

PER CAPITA:

Gross Debt	6,947.62
Net Debt	6,947.62
Debt Service	4,100.00
Total Tax Levy	5,613.51
Municipal Expenditures	9,417.41

PER CENT:

Gross Debt	.15
Net Debt	.15
Tax Levy Collected	100.00
Tax Levy Cancelled, Abated or Adjusted	

EXPENDITURES		REVENUES-REALIZED		1981 PROPERTY TAX	
GENERAL GOVERNMENT				STATE EQUALIZED TAX RATE →	
Governing Body & Public Boards		1981 Property Taxes Collected	955,109.95	Local District School Taxes	3,262.00
Municipal Clerk		1981 Payments in Lieu of Taxes	13,471.81	Regional & Consolidated School Tax	
Financial Administration	14,988.00	Delinquent Tax & Lien Collections		School Taxes in Municipal Budget	
Assessment of Taxes	12,213.98	Business Personalty Replacement Taxes	161,253.68	County Taxes	.43 454,618.70
Collection of Taxes	6,865.00	Taxes from Public Utilities	90,075.00	County Library Taxes	
Planning, Housing & Development	4,755.00	Other Miscellaneous Tax Revenues		Local Municipal Purpose Taxes	.47 452,281.25
Human Resources		State Aid Revenues		Veteran & Senior Citizen Taxes	
Elections	850.00	Federal Aid Revenues		Total Taxes for Rate Computation	.90 950,161.95
General Administration (other)	200,694.25	State and Local Fiscal Assistance Act Utilized		Special District Taxes	
JUDICIARY		Sale of Acquired Property		Bank Corp. Taxes	7,721.82
Municipal Courts	22,583.00	Other Miscellaneous Revenues	190,047.32	Added and Omitted Taxes	
PUBLIC SAFETY		Total	1,409,557.76	Total Taxes Levied - ABSTRACT	957,883.77
Fire Protection	34,600.00	Prior Years Surplus Appropriated	186,500.00	Total Taxes Billed	955,109.95
Police Protection	181,767.00	REVENUES TOTAL	1,596,457.76	1981 TAXES COLLECTED	955,109.95
Civil Defense & Disaster Control		Reserve For Uncollected Taxes		1981 Taxes Cancelled, Abated or Adjusted	
Environmental Inspection & Control	26,329.40			Transfer to Tax Title Liens or Foreclosed	
Other Public Safety		CAPITAL OUTLAY TOTAL	66,221.30	Balance Outstanding Dec. 31, 1981	
PUBLIC WORKS				PRIOR YEARS TAXES OUTSTANDING	
Streets and Drainage	75,418.00	Public Enterprises		Balance January 1, 1981	
Sewers and Sewage Processing	93,034.00	Recreation—Culture		Collected in 1981	
Garbage and Trash Disposal	1,600.00	Public Works	61,261.23	Cancelled, Abated or Adjusted 1981	
Public Buildings and Grounds	55,549.00	Buildings and Grounds	4,960.07	Transfers to Tax Title Liens or Foreclosed	
Other Public Works		Library and Education		Balance December 31, 1981	
HEALTH and WELFARE		Conservation		TAX TITLE LIENS OUTSTANDING	
Health Services Except Environmental	25,518.07	All Other		Balance January 1, 1981	
Welfare-Public Assistance	1.00	CAPITAL DEBT AUTHORIZED, DECEMBER 31, 1981		Transfer From Taxes	
Hospitals, Clinics, First Aid	57,500.00	ISSUED AND UNISSUED		Redeemed in 1981	
Animal, Insect, & Rodent Control		School		Cancelled, Abated or Adjusted (1981)	
Other Welfare Services		Self-liquidating		Transfers to Foreclosed Property	
RECREATION and CONSERVATION		Other	145,900	Balance December 31, 1981	
Beaches and Boardwalks		Total	145,900	PROPERTY ACQUIRED BY DEED OR	
Parks, Playgrounds, Shade Trees				FORECLOSURE	
Land Reclamation & Conservation		ISSUED AND OUTSTANDING		Balance January 1, 1981	
Other Recreational Services		School		Transfers From Taxes or Liens	
EDUCATION (excluding schools)		Self-liquidating		Sale for Cash (1981)	
Libraries		Other		Cancelled, Abated or Adjusted (1981)	
Other Educational Services		Total		Balance December 31, 1981	
STATUTORY EXPENDITURES		EQUALIZED VALUATION BASIS		CURRENT FINANCES DECEMBER 31, 1981	
Pensions & F. I. C. A.	62,000.00	FOR NET DEBT COMPUTATION	100,213,515	ASSETS	
Employee Fringe Benefits	65,000.00	REAL PROPERTY VALUATIONS		Cash Dec. 31, 1981	671,140.41
Other Statutory Expenditures	3,000.00	Code Class # of Parcels % VAL'N	ASSESSED VALUATION	Taxes Receivable	
CETA And Other Public Employment Programs		1 Vacant Land 13 3.54	3,961,000.00	Tax Title Liens	
MUNICIPAL FUNCTIONS TOTAL	944,665.70	2 Residential 7 .44	495,000.00	Foreclosed Property	
CAPITAL IMPROVEMENTS *MEMO*	1,037.42	3 Farm		Emergencies & Other Deferred Charges	
DEBT SERVICE		4a Commercial 3 .60	671,320.00	State and Federal Aid Receivable	
Principal Payments	80,000.00	4b Industrial 61 95.41	106,654,628.00	Other Receivables	37,127.47
Interest Payments	6,100.00	4c Apartments		Total	708,267.88
		Total 84	111,781,948.00	LIABILITIES, RESERVES, AND SURPLUS	
DEFERRED CHARGES	7,000.00	Land Area 1.20 Sq. Miles		Cash Liabilities	169,289.91
SCHOOL, COUNTY, SPECIAL DISTRICT TAXES	457,880.70	Net Valuation Taxable-Municipal	113,703,564	Reserves for Receivables	37,127.47
RESERVE FOR UNCOLLECTED TAXES		Net Valuation Taxable-County	120,915,557	Surplus Dec. 31, 1981	501,850.50
EXPENDITURES TOTAL	1,495,646.40	State Equalized Valuation	105,246,117	Total	708,267.88
		State Equalization Ratio	108.24		

Population 1980 4,094
 Population 1981 4,125
 S & P Rating
 Maady Rating

General Tax Rate Per \$100. 2.27
 State Equalized Tax Rate 2.09

TEWKSBURY TWP. - HUNTERDON COUNTY
Form of Government:
Township Committee
Number of Members on Governing Body - 3

PER CAPITA:
 Grass Debt 770.37
 Net Debt 186.30
 Debt Service
 Total Tax Levy 1,009.01
 Municipal Expenditures 288.85

PER CENT:
 Grass Debt 1.79
 Net Debt .43
 Tax Levy Collected 93.55
 Tax Levy Cancelled, Abated or Adjusted .19

EXPENDITURES		REVENUES-REALIZED		1981 PROPERTY TAX	
GENERAL GOVERNMENT				STATE EQUALIZED TAX RATE	
Governing Body & Public Boards		1981 Property Taxes Collected	3,905,479.05	Local District School Taxes .81	1,611,132.00
Municipal Clerk		1981 Payments in Lieu of Taxes		Regional & Consolidated School Tax .78	1,536,283.28
Financial Administration	12,700.00	Delinquent Tax & Lien Collections	228,302.50	School Taxes in Municipal Budget	
Assessment of Taxes	14,470.00	Business Personalty Replacement Taxes	84,970.24	County Taxes	42 821,449.62
Collection of Taxes	13,921.75	Taxes from Public Utilities	244,399.00	County Library Taxes	.03 52,738.63
Planning, Housing & Development	16,300.00	Other Miscellaneous Tax Revenues	107,000.00	Local Municipal Purpose Taxes	.05 89,492.26
Human Resources		State Aid Revenues	21,909.60	Veteran & Senior Citizen Taxes	22,250.00
Elections		Federal Aid Revenues		Total Taxes for Rate Computation	2.09 4,133,345.79
General Administration (other)	110,600.00	State and Local Fiscal Assistance Act Utilized	15,812.00	Special District Taxes	
JUDICIARY		Sale of Acquired Property		Bank Corp. Taxes	3,046.01
Municipal Courts	6,046.75	Other Miscellaneous Revenues	282,518.06	Added and Omitted Taxes	48,015.67
PUBLIC SAFETY		Total	4,890,390.45	Total Taxes Levied - ABSTRACT	4,162,157.47
Fire Protection	33,387.50	Prior Years Surplus Appropriated	310,000.00	Total Taxes Billed	4,174,852.45
Police Protection	132,538.00	REVENUES TOTAL	5,200,390.45	1981 TAXES COLLECTED	3,905,479.05
Civil Defense & Disaster Control		Reserve For Uncollected Taxes	316,998.02	1981 Taxes Cancelled, Abated or Adjusted	7,938.09
Environmental Inspection & Control	21,525.00	CAPITAL OUTLAY TOTAL	48,487.64	Transfer to Tax Title Liens or Foreclosed	6,361.26
Other Public Safety				Balance Outstanding Dec. 31, 1981	255,074.05
PUBLIC WORKS				PRIOR YEARS TAXES OUTSTANDING	
Streets and Drainage	386,401.89	Public Enterprises		Balance January 1, 1981	244,544.84
Sewers and Sewage Processing	500.00	Recreation—Culture		Collected in 1981	228,302.50
Garbage and Trash Disposal	6,400.00	Public Works	48,487.64	Cancelled, Abated or Adjusted 1981	6,576.04
Public Buildings and Grounds	12,400.00	Buildings and Grounds		Transfers to Tax Title Liens or Foreclosed	3,152.96
Other Public Works		Library and Education		Balance December 31, 1981	6,513.34
HEALTH and WELFARE		Conservation		TAX TITLE LIENS OUTSTANDING	
Health Services Except Environmental	6,000.00	All Other		Balance January 1, 1981	25,953.44
Welfare-Public Assistance	2,400.00	CAPITAL DEBT AUTHORIZED, DECEMBER 31, 1981		Transfer From Taxes	10,215.85
Hospitals, Clinics, First Aid		ISSUED AND UNISSUED GROSS DEBT NET DEBT		Redeemed in 1981	
Animal, Insect, & Rodent Control	9,500.00	School 2,409,290		Cancelled, Abated or Adjusted (1981)	
Other Welfare Services		Self-liquidating 768,497	768,497	Transfers to Foreclosed Property	
RECREATION and CONSERVATION		Other 768,497	768,497	Balance December 31, 1981	36,169.29
Beaches and Boardwalks		Total 3,177,787		PROPERTY ACQUIRED BY DEED OR FORECLOSURE	
Parks, Playgrounds, Shade Trees		ISSUED AND OUTSTANDING		Balance January 1, 1981	
Land Reclamation & Conservation	1,250.00	School 2,408,548.32		Transfers From Taxes or Liens	
Other Recreational Services		Self-Liquidating		Sale for Cash (1981)	
EDUCATION (excluding schools)		Other		Cancelled, Abated or Adjusted (1981)	
Libraries	1,050.00	Total 2,408,548.32		Balance December 31, 1981	
Other Educational Services		EQUALIZED VALUATION BASIS FOR NET DEBT COMPUTATION	177,072,013	CURRENT FINANCES DECEMBER 31, 1981	
STATUTORY EXPENDITURES		REAL PROPERTY VALUATIONS		ASSETS	
Pensions & F. I. C. A.	41,500.00	Code Class # of Parcels % VAL'N		Cash Dec. 31, 1981	1,862,764.05
Employee Fringe Benefits	9,350.00	1 Vacant Land 278 4.95	8,914,200.00	Taxes Receivable	261,587.39
Other Statutory Expenditures	2,100.00	2 Residential 1048 67.99	122,555,800.00	Tax Title Liens	36,169.29
CETA And Other Public Employment Programs		3 Farm 717 21.04	37,927,900.00	Foreclosed Property	
MUNICIPAL FUNCTIONS TOTAL	840,342.89	4a Commercial 100 5.50	9,915,400.00	Emergencies & Other Deferred Charges	21.75
CAPITAL IMPROVEMENTS *MEMO*	15,905.78	4b Industrial 1 .52	934,900.00	State and Federal Aid Receivable	107,000.00
DEBT SERVICE		4c Apartments		Other Receivables	216,193.27
Principal Payments		Total 2144	180,248,200.00	Total	2,503,735.75
Interest Payments		Land Area 31.80 Sq. Miles		LIABILITIES, RESERVES, AND SURPLUS	
DEFERRED CHARGES	34,175.73	Net Valuation Taxable-Municipal	181,849,638	Cash Liabilities	210,387.67
SCHOOL, COUNTY, SPECIAL DISTRICT TAXES	4,021,603.53	Net Valuation Taxable-County	187,096,251	Reserves for Receivables	513,949.95
RESERVE FOR UNCOLLECTED TAXES	316,998.02	State Equalized Valuation	197,693,910	Surplus Dec. 31, 1981	1,779,398.13
EXPENDITURES TOTAL	5,213,120.17	State Equalization Ratio	91.92	Total	2,503,735.75

1336

Population 1980 **7,740**
 Population 1981 **7,835**
 S & P Rating
 Moody Rating **A**

General Tax Rate Per \$100.

3.53

State Equalized Tax Rate

3.03

TINTON FALLS BORO. - MONMOUTH CO.**Form of Government:****Borough Council****Number of Members on Governing Body - 6**

PER CAPITA:

Gross Debt **911.77**
 Net Debt **300.06**
 Debt Service **19.75**
 Total Tax Levy **783.23**
 Municipal Expenditures **388.54**

PER CENT:

Gross Debt **3.92**
 Net Debt **1.29**
 Tax Levy Collected **93.58**
 Tax Levy Cancelled, Abated
 or Adjusted

EXPENDITURES		REVENUES-REALIZED		1981 PROPERTY TAX	
GENERAL GOVERNMENT				STATE EQUALIZED TAX RATE →	
Governing Body & Public Boards		1981 Property Taxes Collected	5,742,235.59	Local District School Taxes	
Municipal Clerk		1981 Payments in Lieu of Taxes		Regional & Consolidated School Tax 1.90	3,814,253.73
Financial Administration	52,000.00	Delinquent Tax & Lien Collections	294,868.44	School Taxes in Municipal Budget	
Assessment of Taxes	127,008.61	Business Personalty Replacement Taxes	178,046.40	County Taxes	.51
Collection of Taxes	53,900.00	Taxes from Public Utilities	601,257.00	County Library Taxes	.02
Planning, Housing & Development	66,125.00	Other Miscellaneous Tax Revenues		Local Municipal Purpose Taxes	.61
Human Resources	1,000.00	State Aid Revenues	71,403.28	Veteran & Senior Citizen Taxes	
Elections		Federal Aid Revenues	36,000.00	Total Taxes for Rate Computation	3.04
General Administration (other)	271,145.66	State and Local Fiscal Assistance Act Utilized	99,674.29	Special District Taxes	
JUDICIARY		Sale of Acquired Property		Bank Corp. Taxes	482.25
Municipal Courts	61,150.00	Other Miscellaneous Revenues	541,953.45	Added and Omitted Taxes	35,161.75
PUBLIC SAFETY		Total	7,565,518.85	Total Taxes Levied - ABSTRACT	6,136,608.68
Fire Protection	103,520.00	Prior Years Surplus Appropriated	475,000.00	Total Taxes Billed	6,136,126.43
Police Protection	659,116.71	REVENUES TOTAL	8,040,518.65	1981 TAXES COLLECTED	5,742,235.59
Civil Defense & Disaster Control	550.00	Reserve For Uncollected Taxes	406,456.00	1981 Taxes Cancelled, Abated or Adjusted	
Environmental Inspection & Control	56,465.00	CAPITAL OUTLAY TOTAL	406,271.62	Transfer to Tax Title Liens or Foreclosed	
Other Public Safety		Public Enterprises	50,236.10	Balance Outstanding Dec. 31, 1981	393,890.44
PUBLIC WORKS		Recreation—Culture		PRIOR YEARS TAXES OUTSTANDING	
Streets and Drainage	308,282.81	Public Works	245,713.02	Balance January 1, 1981	287,554.63
Sewers and Sewage Processing	25,000.00	Buildings and Grounds	110,322.50	Collected in 1981	278,478.86
Garbage and Trash Disposal	167,590.00	Library and Education		Cancelled, Abated or Adjusted 1981	288.81
Public Buildings and Grounds	37,313.13	Conservation		Transfers to Tax Title Liens or Foreclosed	8,786.56
Other Public Works	14,916.57	All Other		Balance December 31, 1981	
HEALTH and WELFARE		CAPITAL DEBT AUTHORIZED, DECEMBER 31, 1981		TAX TITLE LIENS OUTSTANDING	
Health Services Except Environmental	17,447.00	ISSUED AND UNISSUED		Balance January 1, 1981	39,020.11
Welfare—Public Assistance	6,350.00	GROSS DEBT		Transfer From Taxes	8,786.56
Hospitals, Clinics, First Aid		School	209,090	Redeemed in 1981	16,389.58
Animal, Insect, & Rodent Control		Self-liquidating	4,569,000	Cancelled, Abated or Adjusted (1981)	
Other Welfare Services		Other	2,365,657	Transfers to Foreclosed Property	
RECREATION and CONSERVATION		Total	7,143,748	Balance December 31, 1981	31,417.49
Beaches and Boardwalks		ISSUED AND OUTSTANDING		PROPERTY ACQUIRED BY DEED OR FORECLOSURE	
Parks, Playgrounds, Shade Trees	27,000.00	School	209,090.69	Balance January 1, 1981	220,161.55
Land Reclamation & Conservation	250.00	Self-Liquidating	2,919,000.00	Transfers From Taxes or Liens	
Other Recreational Services	1,550.00	Other	2,329,000.00	Sale for Cash (1981)	
EDUCATION (excluding schools)		Total	5,457,090.69	Cancelled, Abated or Adjusted (1981)	
Libraries	3,250.00	EQUALIZED VALUATION BASIS		Balance December 31, 1981	220,161.55
Other Educational Services		FOR NET DEBT COMPUTATION	182,234,088	CURRENT FINANCES DECEMBER 31, 1981	
STATUTORY EXPENDITURES		REAL PROPERTY VALUATIONS		ASSETS	
Pensions & F. I. C. A.	187,541.12	Code Class # of Parcels % VAL'N		Cash Dec. 31, 1981	2,685,921.96
Employee Fringe Benefits	67,000.00	1 Vacant Land 509 5.67	9,716,950.00	Taxes Receivable	393,890.44
Other Statutory Expenditures	5,500.00	2 Residential 1860 54.70	93,796,900.00	Tax Title Liens	31,417.49
CETA And Other Public Employment Programs	36,000.00	3 Farm 79 1.23	2,104,800.00	Foreclosed Property	220,161.55
MUNICIPAL FUNCTIONS	2,356,571.61	4a Commercial 117 34.14	58,546,310.00	Emergencies & Other Deferred Charges	88,000.00
CAPITAL IMPROVEMENTS	*MEMO*	4b Industrial 19 4.26	7,304,700.00	State and Federal Aid Receivable	
DEBT SERVICE		4c Apartments		Other Receivables	1,082.61
Principal Payments	50,000.00	Total	171,469,660.00	Total	3,420,474.45
Interest Payments	104,705.24	Land Area 15.15 Sq. Miles		LIABILITIES, RESERVES, AND SURPLUS	
DEFERRED CHARGES	126,000.00	Net Valuation Taxable-Municipal	172,820,192	Cash Liabilities	2,190,740.63
SCHOOL, COUNTY, SPECIAL DISTRICT TAXES	4,883,032.68	Net Valuation Taxable-County	153,776,268	Reserves for Receivables	646,552.49
RESERVE FOR UNCOLLECTED TAXES	406,496.00	State Equalized Valuation	200,965,569	Surplus Dec. 31, 1981	583,181.33
EXPENDITURES TOTAL	7,927,205.53	State Equalization Ratio	85.90	Total	3,420,474.45

1612

Population 1980 11,448
 Population 1981 11,426
 S & P Rating
 Moody Rating A

General Tax Rate Per \$100. 2.54
 State Equalized Tax Rate 1.63

TOTOWA BOROUGH - PASSAIC COUNTY
Form of Government:
Borough Council
Number of Members on Governing Body - 6

PER CAPITA:
 Gross Debt 421.04
 Net Debt 324.12
 Debt Service 21.26
 Total Tax Levy 691.70
 Municipal Expenditures 243.47

PER CENT:
 Gross Debt 1.14
 Net Debt .88
 Tax Levy Collected 96.05
 Tax Levy Cancelled, Abated or Adjusted .22

EXPENDITURES		REVENUES-REALIZED		1981 PROPERTY TAX	
GENERAL GOVERNMENT				STATE EQUALIZED TAX RATE	
Governing Body & Public Boards	7,600.00	1981 Property Taxes Collected		Local District School Taxes	.43 2,072,181.25
Municipal Clerk		1981 Payments in Lieu of Taxes		Regional & Consolidated School Tax	.44 2,134,464.41
Financial Administration	31,787.00	Delinquent Tax & Lien Collections		School Taxes in Municipal Budget	
Assessment of Taxes	37,167.00	Business Personalty Replacement Taxes		County Taxes	.62 2,983,081.84
Collection of Taxes	18,670.00	Taxes from Public Utilities		County Library Taxes	
Planning, Housing & Development	13,900.00	Other Miscellaneous Tax Revenues		Local Municipal Purpose Taxes	.14 653,776.74
Human Resources		State Aid Revenues		Veteran & Senior Citizen Taxes	156,400.00
Elections	3,350.00	Federal Aid Revenues		Total Taxes for Rate Computation	1.63 7,999,924.24
General Administration (other)	263,960.00	State and Local Fiscal Assistance Act Utilized		Special District Taxes	
JUDICIARY		Sale of Acquired Property		Bank Corp. Taxes	41,163.61
Municipal Courts	29,690.00	Other Miscellaneous Revenues		Added and Omitted Taxes	18,700.12
PUBLIC SAFETY		Total		Total Taxes Levied - ABSTRACT	7,903,388.17
Fire Protection	70,375.00	Prior Years Surplus Appropriated		Total Taxes Billed	7,873,796.88
Police Protection	610,727.00	REVENUES TOTAL		1981 TAXES COLLECTED	7,720,493.30
Civil Defense & Disaster Control	3,133.00	Reserve For Uncollected Taxes		1981 Taxes Cancelled, Abated or Adjusted	17,377.42
Environmental Inspection & Control	28,305.00			Transfer to Tax Title Liens or Foreclosed	70,314.62
Other Public Safety				Balance Outstanding Dec. 31, 1981	65,611.34
PUBLIC WORKS		CAPITAL OUTLAY TOTAL		PRIOR YEARS TAXES OUTSTANDING	
Streets and Drainage	261,984.00	Public Enterprises		Balance January 1, 1981	107,911.52
Sewers and Sewage Processing	250,051.00	Recreation—Culture		Collected in 1981	57,357.82
Garbage and Trash Disposal	169,000.00	Public Works		Cancelled, Abated or Adjusted 1981	
Public Buildings and Grounds	67,500.00	Buildings and Grounds		Transfers to Tax Title Liens or Foreclosed	50,083.92
Other Public Works	59,500.00	Library and Education		Balance December 31, 1981	469.78
HEALTH and WELFARE		Conservation		TAX TITLE LIENS OUTSTANDING	
Health Services Except Environmental	34,775.00	All Other		Balance January 1, 1981	11,588.38
Welfare-Public Assistance	5,173.00			Transfer From Taxes	120,398.74
Hospitals, Clinics, First Aid		CAPITAL DEBT AUTHORIZED, DECEMBER 31, 1981		Redeemed in 1981	4,360.25
Animal, Insect, & Rodent Control		ISSUED AND UNISSUED GROSS DEBT NET DEBT		Cancelled, Abated or Adjusted (1981)	
Other Welfare Services		School 646,641		Transfers to Foreclosed Property	
RECREATION and CONSERVATION		Self-liquidating 484,968		Balance December 31, 1981	127,626.67
Beaches and Boardwalks		Other 3,679,199		PROPERTY ACQUIRED BY DEED OR FORECLOSURE	
Parks, Playgrounds, Shade Trees	33,900.00	Total 4,810,808		Balance January 1, 1981	18,800.00
Land Reclamation & Conservation				Transfers From Taxes or Liens	
Other Recreational Services	12,200.00			Sale for Cash (1981)	
EDUCATION (excluding schools)				Cancelled, Abated or Adjusted (1981)	
Libraries	104,000.00			Balance December 31, 1981	18,800.00
Other Educational Services		ISSUED AND OUTSTANDING		CURRENT FINANCES DECEMBER 31, 1981	
STATUTORY EXPENDITURES		School 646,641.46		ASSETS	
Pensions & F. I. C. A.	156,612.40	Self-Liquidating 239,725.00		Cash Dec. 31, 1981	2,901,910.15
Employee Fringe Benefits	62,900.56	Other 3,296,052.00		Taxes Receivable	66,081.12
Other Statutory Expenditures	9,000.00	Total 4,182,418.46		Tax Title Liens	127,626.67
CETA And Other Public Employment Programs	6,900.00			Foreclosed Property	18,800.00
MUNICIPAL FUNCTIONS				Emergencies & Other Deferred Charges	9,020.04
CAPITAL IMPROVEMENTS				State and Federal Aid Receivable	
DEBT SERVICE				Other Receivables	51,649.33
Principal Payments	139,200.00			Total	3,175,087.51
Interest Payments	103,676.50			LIABILITIES, RESERVES, AND SURPLUS	
DEFERRED CHARGES				Cash Liabilities	2,445,788.22
SCHOOL, COUNTY, SPECIAL DISTRICT TAXES	29,327.54			Reserves for Receivables	264,157.32
RESERVE FOR UNCOLLECTED TAXES	7,189,747.50			Surplus Dec. 31, 1981	465,141.97
EXPENDITURES				Total	3,175,087.51
TOTAL	9,971,651.00				

1111

Population 1980 92,124
 Population 1981 90,815
 S & P Rating A-
 Moody Rating A

General Tax Rate Per \$100.

11.18

State Equalized Tax Rate

5.42

TRENTON CITY - MERCER COUNTY**Form of Government:****Mayor-Council Plan C (OMCL 50)****Number of Members on Governing Body - 7****PER CAPITA:**

Gross Debt 1,082.35
 Net Debt 155.36
 Debt Service 32.21
 Total Tax Levy 410.80
 Municipal Expenditures 591.61

PER CENT:

Gross Debt 16.55
 Net Debt 2.38
 Tax Levy Collected 87.45
 Tax Levy Cancelled, Abated or Adjusted .35

EXPENDITURES		REVENUES-REALIZED		1981 PROPERTY TAX	
GENERAL GOVERNMENT				STATE EQUALIZED TAX RATE →	
Governing Body & Public Boards	417,061.00	1981 Property Taxes Collected	32,577,623.51	Local District School Taxes 1.79	12,254,558.50
Municipal Clerk	146,826.00	1981 Payments in Lieu of Taxes	788,320.03	Regional & Consolidated School Tax	
Financial Administration	271,538.00	Delinquent Tax & Lien Collections	2,642,946.85	School Taxes in Municipal Budget .01	63,593.30
Assessment of Taxes	132,672.00	Business Personalty Replacement Taxes	3,282,238.08	County Taxes .05	5,807,227.67
Collection of Taxes	174,267.00	Taxes from Public Utilities	3,556,415.00	County Library Taxes	
Planning, Housing & Development	542,616.00	Other Miscellaneous Tax Revenues	1,703.04	Local Municipal Purpose Taxes 2.77	18,891,859.01
Human Resources	2,824,271.00	State Aid Revenues	12,665,092.82	Veteran & Senior Citizen Taxes	906,565.00
Elections	23,804.00	Federal Aid Revenues	5,838,361.00	Total Taxes for Rate Computation 5.42	37,924,203.68
General Administration (other)	4,006,813.90	State and Local Fiscal Assistance Act Utilized	1,622,241.41	Special District Taxes	75,000.00
JUDICIARY		Sale of Acquired Property	410,415.00	Bank Corp. Taxes	57,670.40
Municipal Courts	379,212.59	Other Miscellaneous Revenues	4,344,374.16	Added and Omitted Taxes	156,779.59
PUBLIC SAFETY		Total	67,729,730.90	Total Taxes Levied - ABSTRACT	37,307,088.67
Fire Protection	7,114,695.39	Prior Years Surplus Appropriated	796,000.00	Total Taxes Billed	37,252,342.17
Police Protection	9,323,538.00	REVENUES TOTAL	68,525,730.90	1981 TAXES COLLECTED	32,577,623.51
Civil Defense & Disaster Control	32,219.00	Reserve For Uncollected Taxes	4,376,385.77	1981 Taxes Cancelled, Abated or Adjusted	131,389.87
Environmental Inspection & Control	27,925.00	CAPITAL OUTLAY TOTAL	5,959,587.00	Transfer to Tax Title Liens or Foreclosed	431,072.35
Other Public Safety	15,954.00			Balance Outstanding Dec. 31, 1981	4,112,256.44
PUBLIC WORKS				PRIOR YEARS TAXES OUTSTANDING	
Streets and Drainage	458,026.00	Public Enterprises	2,930,655.19	Balance January 1, 1981	2,144,737.00
Sewers and Sewage Processing		Recreation—Culture	4,101.56	Collected in 1981	1,671,379.49
Garbage and Trash Disposal	1,340,443.00	Public Works	1,138,937.15	Cancelled, Abated or Adjusted 1981	82,580.83
Public Buildings and Grounds	901,850.00	Buildings and Grounds	1,879,153.10	Transfers to Tax Title Liens or Foreclosed	350,776.68
Other Public Works	117,967.00	Library and Education	7,100.00	Balance December 31, 1981	
HEALTH and WELFARE		Conservation		TAX TITLE LIENS OUTSTANDING	
Health Services Except Environmental	3,118,310.58	All Other		Balance January 1, 1981	3,023,945.08
Welfare-Public Assistance	597,898.00			Transfer From Taxes	350,776.68
Hospitals, Clinics, First Aid		CAPITAL DEBT AUTHORIZED, DECEMBER 31, 1981		Redeemed in 1981	571,567.36
Animal, Insect, & Rodent Control	39,401.00	ISSUED AND UNISSUED GROSS DEBT		Cancelled, Abated or Adjusted (1981)	2,623.00
Other Welfare Services	327,517.00	School 31,677,000		Transfers to Foreclosed Property	935,383.25
RECREATION and CONSERVATION		Self-liquidating 45,743,861		Balance December 31, 1981	1,505,148.15
Beaches and Boardwalks		Other 20,872,362		PROPERTY ACQUIRED BY DEED OR FORECLOSURE	
Parks, Playgrounds, Shade Trees	371,449.00	Total 98,293,223		Balance January 1, 1981	9,212,989.40
Land Reclamation & Conservation	4,600.00			Transfers From Taxes or Liens	1,366,455.60
Other Recreational Services	2,141,735.00			Sale for Cash (1981)	488,415.00
EDUCATION (excluding schools)				Cancelled, Abated or Adjusted (1981)	873,095.00
Libraries	561,493.00	ISSUED AND OUTSTANDING		Balance December 31, 1981	9,217,935.00
Other Educational Services	61,087.00	School 14,799,000.00		CURRENT FINANCES DECEMBER 31, 1981	
STATUTORY EXPENDITURES		Self-Liquidating 34,557,000.00		ASSETS	
Pensions & F. I. C. A.	4,655,809.85	Other 19,107,000.00		Cash Dec. 31, 1981	4,735,588.05
Employee Fringe Benefits	951,193.00	Total 68,463,000.00		Taxes Receivable	4,112,256.44
Other Statutory Expenditures	55,127.00	EQUALIZED VALUATION BASIS		Tax Title Liens	1,505,148.15
CETA And Other Public Employment Programs	3,946,536.00	FOR NET DEBT COMPUTATION	593,936,972	Foreclosed Property	9,217,935.00
MUNICIPAL FUNCTIONS		REAL PROPERTY VALUATIONS		Emergencies & Other Deferred Charges	131,701.49
CAPITAL IMPROVEMENTS *MEMO*	40,000.00	Code Class # of Parcels % VAL'N		State and Federal Aid Receivable	9,985.06
DEBT SERVICE		1 Vacant Land 975 .77		Other Receivables	2,035,844.41
Principal Payments	1,630,000.00	2 Residential 21489 56.86		Total	21,748,458.60
Interest Payments	1,294,895.40	3 Farm		LIABILITIES, RESERVES, AND SURPLUS	
TYPE I SCHL DEBT *MEMO	318,611.00	4a Commercial 2939 30.34		Cash Liabilities	4,450,386.72
DEFERRED CHARGES		4b Industrial 175 8.04		Reserves for Receivables	14,940,025.96
SCHOOL, COUNTY, SPECIAL DISTRICT TAXES	18,200,779.67	4c Apartments 152 3.99		Surplus Dec. 31, 1981	2,358,045.92
RESERVE FOR UNCOLLECTED TAXES	4,376,385.77	Total 25730		Total	21,748,458.60
EXPENDITURES		Land Area 7.50 Sq. Miles			
TOTAL	71,927,674.54	Net Valuation Taxable-Municipal	331,132,050		
		Net Valuation Taxable-County	678,445,067		
		State Equalized Valuation	665,514,051		
		State Equalization Ratio	48.48		

1981/3000

* ABOVE DEBT SERVICE INCLUDES TYPE I SCHOOL DEBT

1532

Population 1980 2,472
 Population 1981 2,509
 S & P Rating
 Moody Rating

General Tax Rate Per \$100. 2.29
 State Equalized Tax Rate 2.13

TUCKERTON BOROUGH – OCEAN COUNTY
Form of Government:
Borough Council
Number of Members on Governing Body – 6

PER CAPITA:

Gross Debt 922.69
 Net Debt 241.61
 Debt Service 21.89
 Total Tax Levy 491.10
 Municipal Expenditures 320.00

PER CENT:

Gross Debt 4.75
 Net Debt 1.24
 Tax Levy Collected 87.69
 Tax Levy Cancelled, Abated or Adjusted

EXPENDITURES		REVENUES-REALIZED		1981 PROPERTY TAX	
GENERAL GOVERNMENT				STATE EQUALIZED TAX RATE	
Governing Body & Public Boards		1981 Property Taxes Collected	1,075,310.04	Local District School Taxes .56	321,363.00
Municipal Clerk		1981 Payments in Lieu of Taxes		Regional & Consolidated School Tax .96	544,842.13
Financial Administration	6,525.00	Delinquent Tax & Lien Collections	124,961.50	School Taxes in Municipal Budget	
Assessment of Taxes	7,300.00	Business Personalty Replacement Taxes	17,107.60	County Taxes .42	238,114.09
Collection of Taxes	20,825.00	Taxes from Public Utilities	152,603.00	County Library Taxes .02	13,293.74
Planning, Housing & Development	4,140.00	Other Miscellaneous Tax Revenues		Local Municipal Purpose Taxes .17	57,742.00
Human Resources		State Aid Revenues	15,148.19	Veteran & Senior Citizen Taxes	38,750.00
Elections		Federal Aid Revenues	4,100.00	Total Taxes for Rate Computation 2.13	1,254,104.56
General Administration (other)	66,880.00	State and Local Fiscal Assistance Act Utilized	62,453.86	Special District Taxes	
JUDICIARY		Sale of Acquired Property	40,222.92	Bank Corp. Taxes	5,916.00
Municipal Courts	17,025.00	Other Miscellaneous Revenues	182,215.91	Added and Omitted Taxes	10,896.58
PUBLIC SAFETY		Total	1,674,143.02	Total Taxes Levied - ABSTRACT	1,232,167.94
Fire Protection	11,900.00	Prior Years Surplus Appropriated	305,000.00	Total Taxes Billed	1,226,251.94
Police Protection	145,970.64	REVENUES TOTAL	1,579,143.02	1981 TAXES COLLECTED	1,075,310.04
Civil Defense & Disaster Control	450.00	Reserve For Uncollected Taxes	170,000.00	1981 Taxes Cancelled, Abated or Adjusted	
Environmental Inspection & Control	8,350.00	CAPITAL OUTLAY TOTAL	83,580.20	Transfer to Tax Title Liens or Foreclosed	
Other Public Safety				Balance Outstanding Dec. 31, 1981	150,941.50
PUBLIC WORKS				PRIOR YEARS TAXES OUTSTANDING	
Streets and Drainage	63,499.86	Public Enterprises		Balance January 1, 1981	133,468.24
Sewers and Sewage Processing		Recreation—Culture		Collected in 1981	111,281.87
Garbage and Trash Disposal	64,700.00	Public Works	83,580.20	Cancelled, Abated or Adjusted 1981	
Public Buildings and Grounds	35,600.00	Buildings and Grounds		Transfers to Tax Title Liens or Foreclosed	
Other Public Works		Library and Education		Balance December 31, 1981	22,186.37
HEALTH and WELFARE		Conservation		TAX TITLE LIENS OUTSTANDING	
Health Services Except Environmental	2,024.36	All Other		Balance January 1, 1981	138,151.11
Welfare-Public Assistance	1,950.00	CAPITAL DEBT AUTHORIZED, DECEMBER 31, 1981		Transfer From Taxes	
Hospitals, Clinics, First Aid	1,500.00	ISSUED AND UNISSUED		Redeemed in 1981	13,679.63
Animal, Insect, & Rodent Control	4,100.00	SCHOOL	1,708,268	Cancelled, Abated or Adjusted (1981)	
Other Welfare Services		Self-liquidating	606,750	Transfers to Foreclosed Property	
RECREATION and CONSERVATION		Other	606,210	Balance December 31, 1981	124,471.48
Beaches and Boardwalks		Total	2,315,018	PROPERTY ACQUIRED BY DEED OR FORECLOSURE	
Parks, Playgrounds, Shade Trees				Balance January 1, 1981	162,460.00
Land Reclamation & Conservation				Transfers From Taxes or Liens	
Other Recreational Services	8,039.00	ISSUED AND OUTSTANDING		Sale for Cash (1981)	19,459.52
EDUCATION (excluding schools)		SCHOOL	1,708,268.33	Cancelled, Abated or Adjusted (1981)	5,540.08
Libraries	3,000.00	Self-liquidating	606,750.00	Balance December 31, 1981	137,460.00
Other Educational Services		Other	2,315,018.33	CURRENT FINANCES DECEMBER 31, 1981	
STATUTORY EXPENDITURES		Total		ASSETS	
Pensions & F. I. C. A.	27,674.00	EQUALIZED VALUATION BASIS	46,725,178	Cash Dec. 31, 1981	732,107.46
Employee Fringe Benefits	13,200.00	FOR NET DEBT COMPUTATION		Taxes Receivable	173,128.27
Other Statutory Expenditures	4,500.00	REAL PROPERTY VALUATIONS		Tax Title Liens	124,471.48
CETA And Other Public Employment Programs	10,000.00	Code Class # of Parcels % VAL'N		Foreclosed Property	137,460.00
MUNICIPAL FUNCTIONS TOTAL	531,152.86	1 Vacant Land 422 7.66	3,992,500.00	Emergencies & Other Deferred Charges	16,539.00
CAPITAL IMPROVEMENTS *MEMU*	15,000.00	2 Residential 1259 77.53	40,398,450.00	State and Federal Aid Receivable	
DEBT SERVICE		3 Farm		Other Receivables	5,455.22
Principal Payments	30,000.00	4a Commercial 99 10.80	5,625,500.00	Total	1,189,161.43
Interest Payments	24,925.00	4b Industrial		LIABILITIES, RESERVES, AND SURPLUS	
		4c Apartments 2 4.01	2,087,700.00	Cash Liabilities	379,288.66
		Total 1782	52,104,550.00	Reserves for Receivables	440,514.57
DEFERRED CHARGES	46,800.00	Land Area 3.70 Sq. Miles		Surplus Dec. 31, 1981	369,357.80
SCHOOL, COUNTY, SPECIAL DISTRICT TAXES	1,117,612.96	Net Valuation Taxable-Municipal	53,044,512	Total	1,189,161.43
RESERVE FOR UNCOLLECTED TAXES	170,000.00	Net Valuation Taxable-County	50,876,225		
EXPENDITURES TOTAL	1,920,490.82	State Equalized Valuation	56,924,221		
		State Equalization Ratio	93.07		

0910

Population 1980 55,593
 Population 1981 57,093
 S & P Rating
 Moody Rating BAA

General Tax Rate Per \$100.

8.36
 State Equalized Tax Rate
 6.39

UNION CITY - HUDSON COUNTY

Form of Government:

Commission (1911)

Number of Members on Governing Body - 5

PER CAPITA

Gross Debt 200.12
 Net Debt 39.82
 Debt Service 21.72
 Total Tax Levy 421.76
 Municipal Expenditures 427.12

PER CENT:

Gross Debt 3.41
 Net Debt .68
 Tax Levy Collected 93.35
 Tax Levy Cancelled, Abated or Adjusted .97

EXPENDITURES		REVENUES-REALIZED		1981 PROPERTY TAX	
GENERAL GOVERNMENT				STATE EQUALIZED TAX RATE	
Governing Body & Public Boards	104,300.00	1981 Property Taxes Collected	22,445,710.33	Local District School Taxes 1.76	6,599,235.13
Municipal Clerk	60,710.00	1981 Payments in Lieu of Taxes	393,233.33	Regional & Consolidated School Tax	
Financial Administration	80,600.00	Delinquent Tax & Lien Collections	520,579.84	School Taxes in Municipal Budget	
Assessment of Taxes	95,680.00	Business Personalty Replacement Taxes	1,163,750.76	County Taxes 1.18 *	4,430,600.57
Collection of Taxes	100,886.00	Taxes from Public Utilities	1,294,341.00	County Library Taxes	
Planning, Housing & Development	22,200.00	Other Miscellaneous Tax Revenues	100,648.09	Local Municipal Purpose Taxes 3.46	12,977,328.68
Human Resources	2,320,366.56	State Aid Revenues	4,119,198.67	Veteran & Senior Citizen Taxes	156,200.00
Elections	16,000.00	Federal Aid Revenues	689,066.26	Total Taxes for Rate Computation 6.40	24,163,364.38
General Administration (other)	1,419,258.00	State and Local Fiscal Assistance Act Utilized	890,647.00	Special District Taxes	
JUDICIARY	232,681.00	Sale of Acquired Property	1,367,405.86	Bank Corp. Taxes	48,750.95
Municipal Courts		Other Miscellaneous Revenues	33,384,621.14	Added and Omitted Taxes	23,540.23
PUBLIC SAFETY		Total	33,384,621.14	Total Taxes Levied - ABSTRACT	24,079,455.56
Fire Protection	3,225,331.00	Prior Years Surplus Appropriated		Total Taxes Billed	24,043,675.15
Police Protection	3,745,043.00	REVENUES TOTAL	33,384,621.14	1981 TAXES COLLECTED	22,445,710.33
Civil Defense & Disaster Control	4,100.00	Reserve For Uncollected Taxes	2,383,684.65	1981 Taxes Cancelled, Abated or Adjusted	232,909.80
Environmental Inspection & Control	212,669.00	CAPITAL OUTLAY TOTAL	166,657.12	Transfer to Tax Title Liens or Foreclosed	238,673.12
Other Public Safety				Balance Outstanding Dec. 31, 1981	1,126,381.90
PUBLIC WORKS				PRIOR YEARS TAXES OUTSTANDING	
Streets and Drainage	1,497,456.13	Public Enterprises		Balance January 1, 1981	865,166.03
Sewers and Sewage Processing	380,227.32	Recreation—Culture		Collected in 1981	758,743.53
Garbage and Trash Disposal	1,131,000.00	Public Works	166,657.12	Cancelled, Abated or Adjusted 1981	2,916.64
Public Buildings and Grounds	281,750.00	Buildings and Grounds		Transfers to Tax Title Liens or Foreclosed	101,813.85
Other Public Works	174,950.00	Library and Education		Balance December 31, 1981	1,690.01
HEALTH and WELFARE		Conservation		TAX TITLE LIENS OUTSTANDING	
Health Services Except Environmental	603,735.00	All Other		Balance January 1, 1981	196,299.63
Welfare-Public Assistance	236,140.00	CAPITAL DEBT AUTHORIZED, DECEMBER 31, 1981		Transfer From Taxes	367,837.05
Hospitals, Clinics, First Aid		ISSUED AND UNISSUED		Redeemed in 1981	161,836.31
Animal, Insect, & Rodent Control		School	8,422,000	Cancelled, Abated or Adjusted (1981)	
Other Welfare Services		Self-liquidating		Transfers to Foreclosed Property	
RECREATION and CONSERVATION		Other	3,003,674	Balance December 31, 1981	402,300.37
Beaches and Boardwalks		Total	11,425,674	PROPERTY ACQUIRED BY DEED OR FORECLOSURE	
Parks, Playgrounds, Shade Trees		ISSUED AND OUTSTANDING		Balance January 1, 1981	157,750.00
Land Reclamation & Conservation		School	8,260,912.62	Transfers From Taxes or Liens	
Other Recreational Services	11,100.00	Self-liquidating		Sale for Cash (1981)	
EDUCATION (excluding schools)		Other	3,003,674.00	Cancelled, Abated or Adjusted (1981)	
Libraries	335,300.00	Total	11,264,586.62	Balance December 31, 1981	157,750.00
Other Educational Services		EQUALIZED VALUATION BASIS		CURRENT FINANCES DECEMBER 31, 1981	
STATUTORY EXPENDITURES		FOR NET DEBT COMPUTATION	334,844,046	ASSETS	
Pensions & F. I. C. A.	1,870,046.37	REAL PROPERTY VALUATIONS		Cash Dec. 31, 1981	3,522,169.90
Employee Fringe Benefits	740,309.27	Code Class # of Parcels % VAL'N		Taxes Receivable	1,128,071.51
Other Statutory Expenditures	69,000.00	1 Vacant Land 218 1.04	2,850,500.00	Tax Title Liens	402,300.37
CETA And Other Public Employment Programs	1,492,493.00	2 Residential 3584 39.26	107,624,550.00	Foreclosed Property	157,750.00
MUNICIPAL FUNCTIONS TOTAL	20,467,331.65	3 Farm		Emergencies & Other Deferred Charges	291,000.00
CAPITAL IMPROVEMENTS *MEMO*	50,000.00	4a Commercial 1544 32.90	90,179,500.00	State and Federal Aid Receivable	100,871.43
DEBT SERVICE		4b Industrial 150 4.28	11,735,900.00	Other Receivables	1,099,825.49
Principal Payments	785,000.00	4c Apartments 699 22.52	61,742,200.00	Total	6,701,989.10
Interest Payments	455,162.58	Total 6195	274,132,650.00	LIABILITIES, RESERVES, AND SURPLUS	
TYPE I SCHL DEBT *MEMO	634,408.50	Land Area 1.40 Sq. Miles		Cash Liabilities	3,607,994.08
DEFERRED CHARGES	294,270.81	Net Valuation Taxable-Municipal	287,203,591	Reserves for Receivables	1,816,730.30
SCHOOL, COUNTY, SPECIAL DISTRICT TAXES	11,029,835.70	Net Valuation Taxable-County	363,856,515	Surplus Dec. 31, 1981	1,277,264.72
RESERVE FOR UNCOLLECTED TAXES	2,383,884.65	State Equalized Valuation	371,792,216	Total	6,701,989.10
EXPENDITURES TOTAL	35,415,485.39	State Equalization Ratio	76.47		

1981/3000

* ABOVE DEBT SERVICE INCLUDES TYPE I SCHOOL DEBT

*Includes County Health Service Taxes or County Vocational School Taxes. See Table 13.

Population 1980 3,971
Population 1981 3,946
S & P Rating
Moody Rating

General Tax Rate Per \$100. 3.87
State Equalized Tax Rate 2.01

UNION TOWNSHIP - HUNTERDON COUNTY
Form of Government:
Township Committee
Number of Members on Governing Body - 3

PER CAPITA:
Gross Debt 311.76
Net Debt
Debt Service
Total Tax Levy 535.32
Municipal Expenditures 155.91

PER CENT:
Gross Debt 1.38
Net Debt
Tax Levy Collected 91.69
Tax Levy Cancelled, Abated or Adjusted .10

EXPENDITURES		REVENUES-REALIZED		1981 PROPERTY TAX	
GENERAL GOVERNMENT				STATE EQUALIZED TAX RATE	
Governing Body & Public Boards		1981 Property Taxes Collected	1,939,815.62	Local District School Taxes	.75 771,573.00
Municipal Clerk		1981 Payments in Lieu of Taxes	5,787.86	Regional & Consolidated School Tax	.80 821,612.29
Financial Administration	11,500.00	Delinquent Tax & Lien Collections	144,474.52	School Taxes in Municipal Budget	
Assessment of Taxes	17,500.00	Business Personalty Replacement Taxes	49,485.36	County Taxes	.42 427,594.97
Collection of Taxes	17,000.00	Taxes from Public Utilities	125,244.00	County Library Taxes	.03 27,451.60
Planning, Housing & Development	16,801.00	Other Miscellaneous Tax Revenues		Local Municipal Purpose Taxes	
Human Resources		State Aid Revenues	18,033.29	Veteran & Senior Citizen Taxes	20,300.00
Elections		Federal Aid Revenues		Total Taxes for Rate Computation	2.00 2,068,931.86
General Administration (other)	90,700.00	State and Local Fiscal Assistance Act Utilized	42,811.79	Special District Taxes	
JUDICIARY		Sale of Acquired Property		Bank Corp. Taxes	1,633.33
Municipal Courts	26,300.00	Other Miscellaneous Revenues	238,955.20	Added and Omitted Taxes	62,117.70
PUBLIC SAFETY		Total	2,564,647.64	Total Taxes Levied - ABSTRACT	2,112,382.89
Fire Protection	20,000.00	Prior Years Surplus Appropriated	243,871.80	Total Taxes Billed	2,115,576.43
Police Protection	18,100.00	REVENUES TOTAL	2,808,519.44	1981 TAXES COLLECTED	1,939,815.62
Civil Defense & Disaster Control	100.00	Reserve For Uncollected Taxes	180,000.00	1981 Taxes Cancelled, Abated or Adjusted	2,119.44
Environmental Inspection & Control	22,100.00			Transfer to Tax Title Liens or Foreclosed	20,406.51
Other Public Safety				Balance Outstanding Dec. 31, 1981	153,234.86
PUBLIC WORKS		CAPITAL OUTLAY TOTAL	61,149.80	PRIOR YEARS TAXES OUTSTANDING	
Streets and Drainage	113,565.00	Public Enterprises		Balance January 1, 1981	147,510.72
Sewers and Sewage Processing	12,000.00	Recreation—Culture		Collected in 1981	122,693.86
Garbage and Trash Disposal	4,500.00	Public Works	61,149.80	Cancelled, Abated or Adjusted 1981	1,241.12
Public Buildings and Grounds	23,695.43	Buildings and Grounds		Transfers to Tax Title Liens or Foreclosed	1,635.00
Other Public Works		Library and Education		Balance December 31, 1981	21,940.74
HEALTH and WELFARE		Conservation		TAX TITLE LIENS OUTSTANDING	
Health Services Except Environmental	225.00	All Other		Balance January 1, 1981	72,858.45
Welfare-Public Assistance	535.00			Transfer From Taxes	22,273.22
Hospitals, Clinics, First Aid				Redeemed in 1981	21,780.66
Animal, Insect, & Rodent Control	2,400.00			Cancelled, Abated or Adjusted (1981)	1,009.41
Other Welfare Services				Transfers to Foreclosed Property	
RECREATION and CONSERVATION				Balance December 31, 1981	72,341.60
Beaches and Boardwalks				PROPERTY ACQUIRED BY DEED OR FORECLOSURE	
Parks, Playgrounds, Shade Trees	500.00			Balance January 1, 1981	
Land Reclamation & Conservation	4,650.00			Transfers From Taxes or Liens	
Other Recreational Services				Sale for Cash (1981)	
EDUCATION (excluding schools)				Cancelled, Abated or Adjusted (1981)	
Libraries				Balance December 31, 1981	
Other Educational Services				CURRENT FINANCES DECEMBER 31, 1981	
STATUTORY EXPENDITURES				ASSETS	
Pensions & F. I. C. A.	17,000.00			Cash Dec. 31, 1981	1,145,191.39
Employee Fringe Benefits	7,500.00			Taxes Receivable	175,175.60
Other Statutory Expenditures	5,700.00			Tax Title Liens	72,341.60
CETA And Other Public Employment Programs				Foreclosed Property	
MUNICIPAL FUNCTIONS TOTAL	432,371.43			Emergencies & Other Deferred Charges	1,477.98
CAPITAL IMPROVEMENTS *MEMO*	30,000.00			State and Federal Aid Receivable	1,046.69
DEBT SERVICE				Other Receivables	7,415.00
Principal Payments				Total	1,402,648.26
Interest Payments				LIABILITIES, RESERVES, AND SURPLUS	
DEFERRED CHARGES	2,857.43			Cash Liabilities	772,519.54
SCHOOL, COUNTY, SPECIAL DISTRICT TAXES	2,048,631.86			Reserves for Receivables	254,932.20
RESERVE FOR UNCOLLECTED TAXES	180,000.00			Surplus Dec. 31, 1981	375,196.52
EXPENDITURES TOTAL	2,663,860.72			Total	1,402,648.26
		Land Area 18.10 Sq. Miles			
		Net Valuation Taxable-Municipal	53,067,365		
		Net Valuation Taxable-County	97,057,712		
		State Equalized Valuation	101,777,939		
		State Equalization Ratio	51.90		

2019

Population 1980 50,184
 Population 1981 50,747
 S & P Rating AA
 Moody Rating AA

General Tax Rate Per \$100.

3.15

State Equalized Tax Rate

2.14

UNION TOWNSHIP - UNION COUNTY

Form of Government:

Township Committee

Number of Members on Governing Body - 5

PER CAPITA:

Gross Debt 317.39

Net Debt 150.21

Debt Service 14.29

Total Tax Levy 607.87

Municipal Expenditures 355.41

PER CENT:

Gross Debt 1.23

Net Debt .58

Tax Levy Collected 57.98

Tax Levy Cancelled, Abated

or Adjusted .05

EXPENDITURES		REVENUES-REALIZED		1981 PROPERTY TAX	
GENERAL GOVERNMENT		1981 Property Taxes Collected		STATE EQUALIZED TAX RATE →	
Governing Body & Public Boards				Local District School Taxes	1.07
Municipal Clerk				Regional & Consolidated Schaal Tax	
Financial Administration	108,217.00	1981 Payments in Lieu of Taxes	30,211,348.20	School Taxes in Municipal Budget	
Assessment of Taxes	65,601.00	Delinquent Tax & Lien Collections	603,413.59	County Taxes	.51
Collection of Taxes	116,132.00	Business Personalty Replacement Taxes	1,419,561.84	County Library Taxes	
Planning, Housing & Development	58,610.00	Taxes from Public Utilities	3,218,727.00	Local Municipal Purpose Taxes	.56
Human Resources	92,077.00	Other Miscellaneous Tax Revenues		Veteran & Senior Citizen Taxes	
Elections	10,000.00	State Aid Revenues	761,287.06	Total Taxes for Rate Computation	2.14
General Administration (other)	1,742,804.81	Federal Aid Revenues		Special District Taxes	
JUDICIARY		State and Local Fiscal Assistance Act Utilized	627,403.00	Bank Corp. Taxes	68,318.58
Municipal Courts	132,685.00	Sale of Acquired Property	2,700,415.58	Added and Omitted Taxes	75,498.54
PUBLIC SAFETY		Other Miscellaneous Revenues		Total Taxes Levied - ABSTRACT	30,847,665.55
Fire Protection	3,840,455.00	Total	39,542,161.07	Total Taxes Billed	30,835,522.05
Police Protection	4,573,842.00	Prior Years Surplus Appropriated	1,500,000.00	1981 TAXES COLLECTED	30,211,348.20
Civil Defense & Disaster Control	15,235.00	REVENUES	41,042,161.07	1981 Taxes Cancelled, Abated or Adjusted	14,833.85
Environmental Inspection & Control	115,334.00	Reserve For Uncollected Taxes	981,530.00	Transfer to Tax Title Liens or Foreclosed	2,822.80
Other Public Safety		CAPITAL OUTLAY	1,142,072.54	Balance Outstanding Dec. 31, 1981	606,517.20
PUBLIC WORKS		Total		PRIOR YEARS TAXES OUTSTANDING	
Streets and Drainage	467,325.00	Public Enterprises	69,847.00	Balance January 1, 1981	726,465.07
Sewers and Sewage Processing		Recreation—Culture	403,271.71	Collected in 1981	602,390.58
Garbage and Trash Disposal	1,321,500.00	Public Works	393,344.75	Cancelled, Abated or Adjusted 1981	1,922.15
Public Buildings and Grounds	191,700.00	Buildings and Grounds	258,423.47	Transfers to Tax Title Liens or Foreclosed	43.55
Other Public Works	281,019.56	Library and Education	15,250.33	Balance December 31, 1981	122,112.39
HEALTH and WELFARE		Conservation	1,925.68	TAX TITLE LIENS OUTSTANDING	
Health Services Except Environmental	200,381.00	All Other		Balance January 1, 1981	6,388.98
Welfare-Public Assistance	203,262.42	CAPITAL DEBT AUTHORIZED, DECEMBER 31, 1981		Transfer From Taxes	2,871.00
Hospitals, Clinics, First Aid	500.00	ISSUED AND UNISSUED		Redeemed in 1981	1,023.41
Animal, Insect, & Rodent Control	15,735.00	Schaal	2,513,000	Cancelled, Abated or Adjusted (1981)	
Other Welfare Services		Self-liquidating	5,955,600	Transfers to Foreclosed Property	
RECREATION and CONSERVATION		Other	7,637,578	Balance December 31, 1981	8,236.57
Beaches and Boardwalks		Total	16,106,578	PROPERTY ACQUIRED BY DEED OR	
Parks, Playgrounds, Shade Trees	113,500.00	ISSUED AND OUTSTANDING		FORECLOSURE	
Land Reclamation & Conservation		School	2,513,000.00	Balance January 1, 1981	440,240.00
Other Recreational Services	157,079.80	Self-Liquidating		Transfers From Taxes or Liens	
EDUCATION (excluding schools)		Other	7,064,000.00	Sale for Cash (1981)	
Libraries	444,184.00	Total	9,577,000.00	Cancelled, Abated or Adjusted (1981)	
Other Educational Services	13,000.00	EQUALIZED VALUATION BASIS		Balance December 31, 1981	440,240.00
STATUTORY EXPENDITURES		FOR NET DEBT COMPUTATION	1,311,375,334	CURRENT FINANCES DECEMBER 31, 1981	
Pensions & F. I. C. A.	1,475,222.00	REAL PROPERTY VALUATIONS		ASSETS	
Employee Fringe Benefits	427,775.00	Code Class # of Parcels % VAL'N		Cash Dec. 31, 1981	9,333,791.07
Other Statutory Expenditures	42,000.00	1 Vacant Land 883 1.49	14,304,200.00	Taxes Receivable	728,629.59
CETA And Other Public Employment Programs		2 Residential 14592 68.75	661,534,100.00	Tax Title Liens	8,236.57
MUNICIPAL FUNCTIONS		3 Farm 1 3,200.00	3,200.00	Foreclosed Property	440,240.00
CAPITAL IMPROVEMENTS		4a Commercial 698 12.70	122,159,400.00	Emergencies & Other Deferred Charges	101,597.00
DEBT SERVICE		4b Industrial 279 14.96	143,919,700.00	State and Federal Aid Receivable	4,088.02
Principal Payments	471,000.00	4c Apartments 43 2.11	20,322,900.00	Other Receivables	55,552.29
Interest Payments	254,281.80	Total 16496	962,243,500.00	Total	10,672,134.54
DEFERRED CHARGES		Land Area 9.00 Sq. Miles		LIABILITIES, RESERVES, AND SURPLUS	
SCHOOL, COUNTY, SPECIAL DISTRICT TAXES	55,877.32	Net Valuation Taxable-Municipal	976,508,683	Cash Liabilities	7,005,633.15
RESERVE FOR UNCOLLECTED TAXES	22,709,539.60	Net Valuation Taxable-County	1,449,554,893	Reserves for Receivables	1,232,658.45
EXPENDITURES		State Equalized Valuation	1,431,237,128	Surplus Dec. 31, 1981	2,433,842.54
TOTAL	40,745,405.31	State Equalization Ratio	67.51	Total	10,672,134.54

1350

Population 1980 6,354
 Population 1981 6,308
 S & P Rating
 Moody Rating BAA

General Tax Rate Per \$100. 2.51
 State Equalized Tax Rate 2.43

UNION BEACH BORO. - MONMOUTH CO.
Form of Government:
Borough Council
Number of Members on Governing Body - 6

PER CAPITA:
 Gross Debt 406.14
 Net Debt 314.67
 Debt Service 38.56
 Total Tax Levy 343.17
 Municipal Expenditures 361.57

PER CENT:
 Gross Debt 3.24
 Net Debt 2.51
 Tax Levy Collected 93.15
 Tax Levy Cancelled, Abated or Adjusted

EXPENDITURES		REVENUES-REALIZED		1981 PROPERTY TAX	
GENERAL GOVERNMENT				STATE EQUALIZED TAX RATE →	
Governing Body & Public Boards	4,900.00	1981 Property Taxes Collected	2,016,471.36	Local District School Taxes	1.35 1,198,180.50
Municipal Clerk	12,720.00	1981 Payments in Lieu of Taxes		Regional & Consolidated School Tax	
Financial Administration	14,080.00	Delinquent Tax & Lien Collections	133,352.25	School Taxes in Municipal Budget	
Assessment of Taxes	13,850.00	Business Personality Replacement Taxes	86,815.48	County Taxes	.52 457,681.03
Collection of Taxes	35,060.00	Taxes from Public Utilities	295,036.00	County Library Taxes	.02 17,026.77
Planning, Housing & Development	7,400.00	Other Miscellaneous Tax Revenues	36,000.00	Local Municipal Purpose Taxes	.54 482,830.00
Human Resources		State Aid Revenues	99,117.39	Veteran & Senior Citizen Taxes	86,900.00
Elections	1,600.00	Federal Aid Revenues	30,635.35	Total Taxes for Rate Computation	2.43 2,242,618.30
General Administration (other)	207,075.00	State and Local Fiscal Assistance Act Utilized	111,112.00	Special District Taxes	
JUDICIARY		Sale of Acquired Property	55,060.66	Bank Corp. Taxes	4,809.64
Municipal Courts	19,025.00	Other Miscellaneous Revenues	564,055.43	Added and Omitted Taxes	4,165.80
PUBLIC SAFETY		Total	3,428,343.92	Total Taxes Levied - ABSTRACT	2,164,693.94
Fire Protection	82,900.00	Prior Years Surplus Appropriated	470,000.00	Total Taxes Billed	2,164,686.04
Police Protection	326,900.00	REVENUES TOTAL	3,898,343.92	1981 TAXES COLLECTED	2,016,471.36
Civil Defense & Disaster Control	1,263.33	Reserve For Uncollected Taxes	218,000.00	1981 Taxes Cancelled, Abated or Adjusted	
Environmental Inspection & Control	17,766.67	CAPITAL OUTLAY	109,126.22	Transfer to Tax Title Liens or Foreclosed	
Other Public Safety		Total		Balance Outstanding Dec. 31, 1981	148,214.68
PUBLIC WORKS		Public Enterprises	28,084.98	PRIOR YEARS TAXES OUTSTANDING	
Streets and Drainage	224,300.00	Recreation—Culture		Balance January 1, 1981	126,801.64
Sewers and Sewage Processing	409,118.28	Public Works	31,556.00	Collected in 1981	120,997.50
Garbage and Trash Disposal	101,850.00	Buildings and Grounds	49,445.24	Cancelled, Abated or Adjusted 1981	
Public Buildings and Grounds	73,572.82	Library and Education		Transfers to Tax Title Liens or Foreclosed	5,804.14
Other Public Works		Conservation		Balance December 31, 1981	
HEALTH and WELFARE		All Other		TAX TITLE LIENS OUTSTANDING	
Health Services Except Environmental	33,597.00	CAPITAL DEBT AUTHORIZED, DECEMBER 31, 1981		Balance January 1, 1981	52,091.24
Welfare-Public Assistance	5,100.00	ISSUED AND UNISSUED		Transfer From Taxes	5,804.14
Hospitals, Clinics, First Aid		GROSS DEBT		Redeemed in 1981	12,354.75
Animal, Insect, & Rodent Control	800.00	School	172,000	Cancelled, Abated or Adjusted (1981)	
Other Welfare Services		Self-liquidating	405,000	Transfers to Foreclosed Property	
RECREATION and CONSERVATION		Other	1,984,955	Balance December 31, 1981	45,500.63
Beaches and Boardwalks		Total	2,561,955	PROPERTY ACQUIRED BY DEED OR FORECLOSURE	
Parks, Playgrounds, Shade Trees	5,600.00	ISSUED AND OUTSTANDING		Balance January 1, 1981	1,470,413.82
Land Reclamation & Conservation		School	172,000.00	Transfers From Taxes or Liens	
Other Recreational Services	35,200.00	Self-Liquidating	405,000.00	Sale for Cash (1981)	
EDUCATION (excluding schools)		Other	1,717,250.00	Cancelled, Abated or Adjusted (1981)	61,623.82
Libraries	11,000.00	Total	2,294,250.00	Balance December 31, 1981	1,408,790.00
Other Educational Services		EQUALIZED VALUATION BASIS		CURRENT FINANCES DECEMBER 31, 1981	
STATUTORY EXPENDITURES		FOR NET DEBT COMPUTATION	79,073,593	ASSETS	
Pensions & F. I. C. A.	66,000.00	REAL PROPERTY VALUATIONS		Cash Dec. 31, 1981	500,849.05
Employee Fringe Benefits	32,840.00	Code Class # of Parcels % VAL'N		Taxes Receivable	148,214.68
Other Statutory Expenditures	5,000.00	1 Vacant Land 390 4.96	4,242,700.00	Tax Title Liens	45,500.63
CETA And Other Public Employment Programs	55,000.00	2 Residential 1900 75.41	64,528,650.00	Foreclosed Property	1,408,790.00
MUNICIPAL FUNCTIONS		3 Farm		Emergencies & Other Deferred Charges	41,600.00
CAPITAL IMPROVEMENTS	14,750.00	4a Commercial 45 4.03	3,444,600.00	State and Federal Aid Receivable	36,000.00
DEBT SERVICE		4b Industrial 8 15.60	13,349,550.00	Other Receivables	200,458.97
Principal Payments	123,000.00	4c Apartments		Total	2,381,413.33
Interest Payments	120,243.44	Total	85,565,900.00	LIABILITIES, RESERVES, AND SURPLUS	
DEFERRED CHARGES		Land Area 1.80 Sq. Miles		Cash Liabilities	283,006.10
SCHOOL, COUNTY, SPECIAL DISTRICT TAXES	1,672,888.30	Net Valuation Taxable-Municipal	86,052,466	Reserves for Receivables	1,802,964.28
RESERVE FOR UNCOLLECTED TAXES	218,000.00	Net Valuation Taxable-County	85,983,534	Surplus Dec. 31, 1981	255,442.95
EXPENDITURES	3,953,669.84	State Equalized Valuation	88,685,753	Total	2,381,413.33
		State Equalization Ratio	57.01		

• 50

Number of Members on Governing Body – 3

Gross Debt	1.14
Net Debt	
Tax Levy Collected	93.43
Tax Levy Cancelled, Abated or Adjusted	.16

581

0013

Population 1980 6,810
 Population 1981 6,840
 S & P Rating
 Moody Rating

General Tax Rate Per \$100. 3.18
 State Equalized Tax Rate 2.06

UPPER DEERFIELD TOWNSHIP - CUMBERLAND COUNTY

Form of Government:
 Township Committee
 Number of Members on Governing Body - 5

PER CAPITA:
 Gross Debt 645.54
 Net Debt
 Debt Service
 Total Tax Levy 365.58
 Municipal Expenditures 271.46

PER CENT:
 Gross Debt 4.11
 Net Debt
 Tax Levy Collected 86.76
 Tax Levy Cancelled, Abated or Adjusted

EXPENDITURES		REVENUES-REALIZED		1981 PROPERTY TAX	
GENERAL GOVERNMENT				STATE EQUALIZED TAX RATE	
Governing Body & Public Boards	27,416.49	1981 Property Taxes Collected 2,167,132.52		Local District School Taxes .65	788,829.41
Municipal Clerk		1981 Payments in Lieu of Taxes		Regional & Consolidated School Tax .46	558,759.71
Financial Administration	12,130.00	Delinquent Tax & Lien Collections 318,136.43		School Taxes in Municipal Budget	
Assessment of Taxes	105,556.26	Business Personalty Replacement Taxes 109,659.16		County Taxes .94 *	1,130,794.63
Collection of Taxes	18,460.49	Taxes from Public Utilities 807,233.00		County Library Taxes	
Planning, Housing & Development	33,775.31	Other Miscellaneous Tax Revenues		Local Municipal Purpose Taxes	
Human Resources		State Aid Revenues 46,246.11		Veteran & Senior Citizen Taxes	64,500.00
Elections		Federal Aid Revenues		Total Taxes for Rate Computation 2.05	2,542,883.75
General Administration (other)	168,538.50	State and Local Fiscal Assistance Act Utilized 100,056.43		Special District Taxes	
JUDICIARY		Sale of Acquired Property		Bank Corp. Taxes	2,749.31
Municipal Courts	28,899.52	Other Miscellaneous Revenues 632,785.37		Added and Omitted Taxes	19,445.59
PUBLIC SAFETY		Total 4,181,249.02		Total Taxes Levied - ABSTRACT	2,500,579.05
Fire Protection	17,437.07	Prior Years Surplus Appropriated 754,954.77		Total Taxes Billed	2,497,829.74
Police Protection	116,640.98	REVENUES TOTAL 4,936,203.79		1981 TAXES COLLECTED	2,167,132.52
Civil Defense & Disaster Control	115.30	Reserve For Uncollected Taxes 330,750.00		1981 Taxes Cancelled, Abated or Adjusted	
Environmental Inspection & Control	8,600.00	CAPITAL OUTLAY		Transfer to Tax Title Liens or Foreclosed	
Other Public Safety		TOTAL		Balance Outstanding Dec. 31, 1981	330,697.22
PUBLIC WORKS		Public Enterprises		PRIOR YEARS TAXES OUTSTANDING	
Streets and Drainage	199,122.45	Recreation—Culture		Balance January 1, 1981	305,445.74
Sewers and Sewage Processing	127,968.45	Public Works		Collected in 1981	301,187.48
Garbage and Trash Disposal	40,072.47	Buildings and Grounds		Cancelled, Abated or Adjusted 1981	
Public Buildings and Grounds	41,414.96	Library and Education		Transfers to Tax Title Liens or Foreclosed	
Other Public Works		Conservation		Balance December 31, 1981	4,258.26
HEALTH AND WELFARE		All Other		TAX TITLE LIENS OUTSTANDING	
Health Services Except Environmental	277.00	CAPITAL DEBT AUTHORIZED, DECEMBER 31, 1981		Balance January 1, 1981	110,386.88
Welfare-Public Assistance	8,113.02	ISSUED AND UNISSUED		Transfer From Taxes	
Hospitals, Clinics, First Aid	5,000.00	GROSS DEBT		Redeemed in 1981	16,948.55
Animal, Insect, & Rodent Control	8,008.52	NET DEBT		Cancelled, Abated or Adjusted (1981)	
Other Welfare Services		School 4,415,502		Transfers to Foreclosed Property	
RECREATION and CONSERVATION		Self-liquidating		Balance December 31, 1981	93,437.93
Beaches and Boardwalks		Other		PROPERTY ACQUIRED BY DEED OR FORECLOSURE	
Parks, Playgrounds, Shade Trees		Total 4,415,502		Balance January 1, 1981	
Land Reclamation & Conservation		ISSUED AND OUTSTANDING		Transfers From Taxes or Liens	
Other Recreational Services	30,820.09	School 4,415,502.69		Sale for Cash (1981)	
EDUCATION (excluding schools)		Self-Liquidating		Cancelled, Abated or Adjusted (1981)	
Libraries		Other		Balance December 31, 1981	
Other Educational Services	465,605.93	Total 4,415,502.69		CURRENT FINANCES DECEMBER 31, 1981	
STATUTORY EXPENDITURES		EQUALIZED VALUATION BASIS		ASSETS	
Pensions & F. I. C. A.	37,000.00	FOR NET DEBT COMPUTATION		Cash Dec. 31, 1981	2,522,835.34
Employee Fringe Benefits	18,768.10	REAL PROPERTY VALUATIONS		Taxes Receivable	334,955.48
Other Statutory Expenditures	6,300.00	Code Class # of Parcels % VAL'N ASSESSED VALUATION		Tax Title Liens	93,437.93
CETA And Other Public Employment Programs		1 Vacant Land 520 2.75 2,108,900.00		Foreclosed Property	
MUNICIPAL FUNCTIONS		2 Residential 1812 62.32 47,813,200.00		Emergencies & Other Deferred Charges	5,728.43
CAPITAL IMPROVEMENTS		3 Farm 549 14.39 11,043,700.00		State and Federal Aid Receivable	10,664.27
DEBT SERVICE		4a Commercial 97 20.54 15,760,700.00		Other Receivables	116,639.78
Principal Payments		4b Industrial		Total	3,084,261.23
Interest Payments		4c Apartments		LIABILITIES, RESERVES, AND SURPLUS	
DEFERRED CHARGES		Total 2978 76,726,500.00		Cash Liabilities	108,966.67
SCHOOL, COUNTY, SPECIAL DISTRICT TAXES	14.56	Land Area 31.75 Sq. Miles		Reserves for Receivables	545,033.19
RESERVE FOR UNCOLLECTED TAXES	2,478,383.75	Net Valuation Taxable-Municipal 78,020,882		Surplus Dec. 31, 1981	2,430,261.37
EXPENDITURES	330,750.00	Net Valuation Taxable-County 111,676,085		Total	3,084,261.23
TOTAL	4,335,189.22	State Equalized Valuation 119,794,059			
		State Equalization Ratio 64.75			

1351

Population 1980 2,750
 Population 1981 2,754
 S & P Rating
 Moody Rating

General Tax Rate Per \$100. 5.88
 State Equalized Tax Rate 2.25

UPPER FREEHOLD TOWNSHIP – MONMOUTH COUNTY

Form of Government:
 Township Committee
 Number of Members on Governing Body – 3

PER CAPITA:
 Gross Debt 473.82
 Net Debt .69
 Debt Service
 Total Tax Levy 745.82
 Municipal Expenditures 290.79

PER CENT:
 Gross Debt 1.71
 Net Debt
 Tax Levy Collected 93.39
 Tax Levy Cancelled, Abated or Adjusted

EXPENDITURES		REVENUES-REALIZED		1981 PROPERTY TAX STATE EQUALIZED TAX RATE	
GENERAL GOVERNMENT		1981 Property Taxes Collected		Local District School Taxes	
Governing Body & Public Boards		1,917,859.29		Regional & Consolidated School Tax 1.74	
Municipal Clerk				School Taxes in Municipal Budget	
Financial Administration	12,012.00	1981 Payments in Lieu of Taxes		County Taxes .47	
Assessment of Taxes	45,935.00	117,310.53		County Library Taxes .02	
Collection of Taxes	11,289.45	Business Personalty Replacement Taxes		Local Municipal Purpose Taxes .02	
Planning, Housing & Development	16,978.00	61,730.16		Veteran & Senior Citizen Taxes	
Human Resources	400.00	Taxes from Public Utilities		Total Taxes for Rate Computation 2.25	
Elections	850.00	153,950.00		Special District Taxes	
General Administration (other)	102,190.00	Other Miscellaneous Tax Revenues		Bank Corp. Taxes	
JUDICIARY		State Aid Revenues		Added and Omitted Taxes	
Municipal Courts		18,404.07		Total Taxes Levied - ABSTRACT	
PUBLIC SAFETY		Federal Aid Revenues		Total Taxes Billed	
Fire Protection	24,175.00	State and Local Fiscal Assistance Act Utilized		1981 TAXES COLLECTED	
Police Protection	12,558.00	24,361.05		1981 Taxes Cancelled, Abated or Adjusted	
Civil Defense & Disaster Control	575.00	Sale of Acquired Property		Transfer to Tax Title Liens or Foreclosed	
Environmental Inspection & Control	10,697.00	Other Miscellaneous Revenues		Balance Outstanding Dec. 31, 1981	
Other Public Safety		168,624.54		PRIOR YEARS TAXES OUTSTANDING	
PUBLIC WORKS		Total		Balance January 1, 1981	
Streets and Drainage	301,295.97	2,462,279.64		Collected in 1981	
Sewers and Sewage Processing		Prior Years Surplus Appropriated		Cancelled, Abated or Adjusted 1981	
Garbage and Trash Disposal	1,200.00	400,000.00		Transfers to Tax Title Liens or Foreclosed	
Public Buildings and Grounds	14,190.00	REVENUES TOTAL		Balance December 31, 1981	
Other Public Works		2,862,279.64		TAX TITLE LIENS OUTSTANDING	
HEALTH and WELFARE		Reserve For Uncollected Taxes		Balance January 1, 1981	
Health Services Except Environmental	11,588.00	191,620.67		Transfer From Taxes	
Welfare-Public Assistance	6,671.00	CAPITAL OUTLAY TOTAL		Redeemed in 1981	
Hospitals, Clinics, First Aid		8,210.00		Cancelled, Abated or Adjusted (1981)	
Animal, Insect, & Rodent Control	6,833.00			Transfers to Foreclosed Property	
Other Welfare Services	250.00			Balance December 31, 1981	
RECREATION and CONSERVATION		CAPITAL DEBT AUTHORIZED, DECEMBER 31, 1981		PROPERTY ACQUIRED BY DEED OR FORECLOSURE	
Beaches and Boardwalks		ISSUED AND UNISSUED GROSS DEBT		Balance January 1, 1981	
Parks, Playgrounds, Shade Trees		School 1,303,011		Transfers From Taxes or Liens	
Land Reclamation & Conservation	200.00	Self-liquidating 1,898		Sale for Cash (1981)	
Other Recreational Services	4,175.00	Other 1,698		Cancelled, Abated or Adjusted (1981)	
EDUCATION (excluding schools)		Total 1,304,909		Balance December 31, 1981	
Libraries	3,300.00	ISSUED AND OUTSTANDING		CURRENT FINANCES DECEMBER 31, 1981	
Other Educational Services	2,000.00	School 114,971.61		ASSETS	
STATUTORY EXPENDITURES		Self-Liquidating		Cash Dec. 31, 1981	
Pensions & F. I. C. A.	17,000.00	Other		Taxes Receivable	
Employee Fringe Benefits	2,750.00	Total		Tax Title Liens	
Other Statutory Expenditures	100.00	114,971.61		Foreclosed Property	
CETA And Other Public Employment Programs		EQUALIZED VALUATION BASIS		Emergencies & Other Deferred Charges	
MUNICIPAL FUNCTIONS TOTAL	609,212.42	FOR NET DEBT COMPUTATION		State and Federal Aid Receivable	
CAPITAL IMPROVEMENTS *MEMO*	25,000.00	REAL PROPERTY VALUATIONS		Other Receivables	
DEBT SERVICE		Code Class # of Parcels % VAL'N		Total	
Principal Payments		1 1 Vacant Land 159 2.92		LIABILITIES, RESERVES, AND SURPLUS	
Interest Payments		2 2 Residential 557 39.20		Cash Liabilities	
DEFERRED CHARGES	0.33	3 3 Farm 720 48.71		Reserves for Receivables	
SCHOOL, COUNTY, SPECIAL DISTRICT TAXES	2,000,695.70	4a 4a Commercial 54 7.47		Surplus Dec. 31, 1981	
RESERVE FOR UNCOLLECTED TAXES	191,030.67	4b 4b Industrial 15 1.44		TOTAL	
EXPENDITURES TOTAL	2,801,545.12	4c 4c Apartments 4 .27			
		Total 1509			
		Land Area 47.45 Sq. Miles			
		Net Valuation Taxable-Municipal			
		Net Valuation Taxable-County			
		State Equalized Valuation			
		State Equalization Ratio			

1714

Population 1980 3,139
 Population 1981 3,168
 S & P Rating
 Moody Rating

General Tax Rate Per \$100. 2.90
 State Equalized Tax Rate 2.10

UPPER PITTSBURGH TWP. - SALEM CO.
Form of Government:
Township Committee
Number of Members on Governing Body - 3

PER CAPITA:
 Gross Debt 34.09
 Net Debt
 Debt Service
 Total Tax Levy 370.75
 Municipal Expenditures 158.62

PER CENT:
 Gross Debt .23
 Net Debt
 Tax Levy Collected 91.77
 Tax Levy Cancelled, Abated or Adjusted

EXPENDITURES		REVENUES-REALIZED		1981 PROPERTY TAX	
GENERAL GOVERNMENT				STATE EQUALIZED TAX RATE →	
Governing Body & Public Boards		1981 Property Taxes Collected	1,077,851.46	Local District School Taxes	1.31 731,753.00
Municipal Clerk		1981 Payments in Lieu of Taxes		Regional & Consolidated School Tax	
Financial Administration	8,400.00	Delinquent Tax & Lien Collections	98,280.68	School Taxes in Municipal Budget	
Assessment of Taxes	6,300.00	Business Personalty Replacement Taxes	52,123.88	County Taxes	.79 438,849.30
Collection of Taxes	8,400.00	Taxes from Public Utilities	279,858.00	County Library Taxes	
Planning, Housing & Development	4,300.00	Other Miscellaneous Tax Revenues		Local Municipal Purpose Taxes	
Human Resources		State Aid Revenues	20,595.03	Veteran & Senior Citizen Taxes	23,300.00
Elections		Federal Aid Revenues		Total Taxes for Rate Computation	2.10 1,193,902.30
General Administration (other)	37,800.00	State and Local Fiscal Assistance Act Utilized	32,369.88	Special District Taxes	
JUDICIARY		Sale of Acquired Property		Bank Corp. Taxes	997.08
Municipal Courts	9,900.00	Other Miscellaneous Revenues	248,858.85	Added and Omitted Taxes	2,949.30
PUBLIC SAFETY		Total	1,810,057.78	Total Taxes Levied - ABSTRACT	1,174,548.68
Fire Protection	21,000.00	Prior Years Surplus Appropriated	104,426.30	Total Taxes Billed	1,174,538.58
Police Protection	2,600.00	REVENUES TOTAL	1,914,486.06	1981 TAXES COLLECTED	1,077,891.46
Civil Defense & Disaster Control	600.00	Reserve For Uncollected Taxes	119,675.30	1981 Taxes Cancelled, Abated or Adjusted	
Environmental Inspection & Control	4,100.00			Transfer to Tax Title Liens or Foreclosed	
Other Public Safety				Balance Outstanding Dec. 31, 1981	56,647.12
PUBLIC WORKS		CAPITAL OUTLAY TOTAL	81,324.00	PRIOR YEARS TAXES OUTSTANDING	
Streets and Drainage	169,169.88	Public Enterprises		Balance January 1, 1981	112,392.27
Sewers and Sewage Processing	26,000.00	Recreation—Culture		Collected in 1981	97,658.38
Garbage and Trash Disposal		Public Works		Cancelled, Abated or Adjusted 1981	
Public Buildings and Grounds	12,450.00	Buildings and Grounds	81,324.00	Transfers to Tax Title Liens or Foreclosed	
Other Public Works		Library and Education		Balance December 31, 1981	14,733.89
HEALTH and WELFARE		Conservation		TAX TITLE LIENS OUTSTANDING	
Health Services Except Environmental	700.00	All Other		Balance January 1, 1981	2,332.22
Welfare-Public Assistance	11,000.00			Transfer From Taxes	
Hospitals, Clinics, First Aid	5,500.00	CAPITAL DEBT AUTHORIZED, DECEMBER 31, 1981		Redeemed in 1981	622.30
Animal, Insect, & Rodent Control	14,300.00	ISSUED AND UNISSUED GROSS DEBT NET DEBT		Cancelled, Abated or Adjusted (1981)	
Other Welfare Services		School 108,000		Transfers to Foreclosed Property	
RECREATION and CONSERVATION		Self-liquidating		Balance December 31, 1981	1,709.92
Beaches and Boardwalks		Other		PROPERTY ACQUIRED BY DEED OR FORECLOSURE	
Parks, Playgrounds, Shade Trees		Total 108,000		Balance January 1, 1981	50.00
Land Reclamation & Conservation		ISSUED AND OUTSTANDING		Transfers From Taxes or Liens	
Other Recreational Services		School 108,000.00		Sale for Cash (1981)	
EDUCATION (excluding schools)		Self-Liquidating		Cancelled, Abated or Adjusted (1981)	
Libraries		Other		Balance December 31, 1981	50.00
Other Educational Services	30,000.00	Total	108,000.00	CURRENT FINANCES DECEMBER 31, 1981	
STATUTORY EXPENDITURES		EQUALIZED VALUATION BASIS FOR NET DEBT COMPUTATION	47,927.267	ASSETS	
Pensions & F. I. C. A.	8,500.00	REAL PROPERTY VALUATIONS		Cash Dec. 31, 1981	1,469,814.61
Employee Fringe Benefits		Code Class # of Parcels % VAL'N		Taxes Receivable	111,381.01
Other Statutory Expenditures	1,503.51	1 Vacant Land 177 2.62	1,023,000.00	Tax Title Liens	1,709.92
CETA And Other Public Employment Programs		2 Residential 604 46.78	18,292,400.00	Foreclosed Property	50.00
MUNICIPAL FUNCTIONS TOTAL	382,523.39	3 Farm 938 41.24	16,127,300.00	Emergencies & Other Deferred Charges	288.40
CAPITAL IMPROVEMENTS *MEMO*	75,000.00	4a Commercial 62 9.37	3,663,600.00	State and Federal Aid Receivable	
DEBT SERVICE		4b Industrial		Other Receivables	376.52
Principal Payments		4c Apartments		Total	1,583,620.46
Interest Payments		Total 1781	39,106,300.00	LIABILITIES, RESERVES, AND SURPLUS	
DEFERRED CHARGES	321.07	Land Area 40.10 Sq. Miles		Cash Liabilities	129,567.15
SCHOOL, COUNTY, SPECIAL DISTRICT TAXES	1,170,602.30	Net Valuation Taxable-Municipal	40,359,630	Reserves for Receivables	113,517.45
RESERVE FOR UNCOLLECTED TAXES	119,675.30	Net Valuation Taxable-County	51,232,792	Surplus Dec. 31, 1981	1,340,535.86
EXPENDITURES TOTAL	1,673,122.06	State Equalized Valuation	55,315,018	Total	1,583,620.46
		State Equalization Ratio	72.39		

0263

Population 1980 7,958
 Population 1981 7,999
 S & P Rating
 Moody Rating

General Tax Rate Per \$100.

2.58

State Equalized Tax Rate

1.94

UPPER SADDLE RIVER - BERGEN COUNTY

Form of Government:

Borough Council

Number of Members on Governing Body - 6

PER CAPITA:

Gross Debt 365.72
 Net Debt 62.78
 Debt Service 10.97
 Total Tax Levy 1,004.77
 Municipal Expenditures 274.40

PER CENT:

Gross Debt .79
 Net Debt .13
 Tax Levy Collected 96.56
 Tax Levy Cancelled, Abated or Adjusted .10

EXPENDITURES		REVENUES-REALIZED		1981 PROPERTY TAX	
GENERAL GOVERNMENT		1981 Property Taxes Collected		STATE EQUALIZED TAX RATE	
Governing Body & Public Boards		7,785,651.33		Local District School Taxes .83	3,425,111.17
Municipal Clerk	25,875.00	1981 Payments in Lieu of Taxes		Regional & Consolidated School Tax .67	2,757,490.47
Financial Administration	14,170.00	Delinquent Tax & Lien Collections		School Taxes in Municipal Budget	
Assessment of Taxes	13,412.00	Business Personalty Repacement Taxes		County Taxes .33	1,367,683.11
Collection of Taxes	9,034.00	Taxes from Public Utilities		County Library Taxes	
Planning, Housing & Development		Other Miscellaneous Tax Revenues		Local Municipal Purpose Taxes .11	440,305.00
Human Resources		State Aid Revenues		Veteron & Senior Citizen Taxes	39,850.00
Elections		Federal Aid Revenues		Total Taxes for Rate Computation 1.94	8,030,439.75
General Administration (other)	281,674.91	State and Local Fiscal Assistance Act Utilized		Special District Taxes	
JUDICIARY		Sole of Acquired Property		Bank Corp. Taxes	610.94
Municipal Courts	16,321.99	Other Miscellaneous Revenues		Added and Omitted Taxes	45,992.85
PUBLIC SAFETY		Total		Total Taxes Levied - ABSTRACT	8,037,193.54
Fire Protection	26,081.14	Prior Years Surplus Appropriated		Total Taxes Billed	8,062,783.33
Police Protection	469,321.00	REVENUES		1981 TAXES COLLECTED	7,785,651.33
Civil Defense & Disoster Control	2,430.00	Reserve For Uncollected Taxes		1981 Taxes Cancelled, Abated or Adjusted	7,854.37
Environmental Inspection & Control	42,912.00	CAPITAL OUTLAY		Transfer to Tax Title Liens or Foreclosed	3,257.56
Other Public Safety		TOTAL		Balance Outstanding Dec. 31, 1981	266,020.07
PUBLIC WORKS		Public Enterprises		PRIOR YEARS TAXES OUTSTANDING	
Streets and Drainage	165,269.00	Recreation—Culture		Balance January 1, 1981	233,432.82
Sewers and Sewage Processing		Public Works		Collected in 1981	232,356.42
Gorboge and Trosh Disposol	243,443.00	Buildings and Grounds		Cancelled, Abated or Adjusted 1981	
Public Buildings and Grounds	16,350.00	Library and Education		Transfers to Tax Title Liens or Foreclosed	1,076.40
Other Public Works	44,045.00	Conservation		Balance December 31, 1981	
HEALTH and WELFARE		All Other		TAX TITLE LIENS OUTSTANDING	
Health Services Except Environmental	18,002.00	CAPITAL DEBT AUTHORIZED, DECEMBER 31, 1981		Balance January 1, 1981	10,137.12
Welfare-Public Assistance	975.00	ISSUED AND UNISSUED		Transfer From Taxes	4,488.36
Hospitals, Clinics, First Aid	6,105.00	GROSS DEBT		Redeemed in 1981	
Animal, Insect, & Rodent Control		NET DEBT		Cancelled, Abated or Adjusted (1981)	
Other Welfare Services	50.00	School		Transfers to Foreclosed Property	
RECREATION and CONSERVATION		Self-liquidating		Balance December 31, 1981	14,625.48
Beaches and Boardwalks		Other		PROPERTY ACQUIRED BY DEED OR	
Parks, Playgrounds, Shode Trees	26,467.00	Total		FORECLOSURE	
Land Reclamation & Conservation		ISSUED AND OUTSTANDING		Balance January 1, 1981	
Other Recreational Services	2,600.00	School		Transfers From Taxes or Liens	
EDUCATION (excluding schools)		Self-Liquidating		Sale for Cash (1981)	
Libraries	101,645.00	Other		Cancelled, Abated or Adjusted (1981)	
Other Educational Services		Total		Balance December 31, 1981	
STATUTORY EXPENDITURES		EQUALIZED VALUATION BASIS		CURRENT FINANCES DECEMBER 31, 1981	
Pensions & F. I. C. A.	128,585.72	FOR NET DEBT COMPUTATION		ASSETS	
Employee Fringe Benefits		REAL PROPERTY VALUATIONS		Cash Dec. 31, 1981	1,090,364.68
Other Statutory Expenditures	6,000.00	Code Class # of Parcels % VAL'N		Taxes Receivable	266,020.07
CETA And Other Public Employment Programs		ASSESSED VALUATION		Tax Title Liens	14,625.48
MUNICIPAL FUNCTIONS		1 Vacant Land 149 2.17		Foreclosed Property	
CAPITAL IMPROVEMENTS	10,000.00	2 Residential 2245 85.48		Emergencies & Other Deferred Charges	4,000.00
DEBT SERVICE		3 Farm 17 .21		State and Federal Aid Receivable	104.70
Principal Payments	63,000.00	4a Commercial 57 4.72		Other Receivables	3,208.56
Interest Payments	24,725.50	4b Industrial 8 7.42		Total	1,384,323.95
DEFERRED CHARGES		4c Apartments		LIABILITIES, RESERVES, AND SURPLUS	
SCHOOL, COUNTY, SPECIAL DISTRICT TAXES	16,460.93	Total		Cash Liabilities	420,489.18
SCHOOL, COUNTY, SPECIAL DISTRICT TAXES	7,550,284.75	Land Area 5.10 Sq. Miles		Reserves for Receivables	283,854.51
RESERVE FOR UNCOLLECTED TAXES	429,969.21	Net Voluation Taxable-Municipal		Surplus Dec. 31, 1981	679,980.26
EXPENDITURES		Net Voluation Taxable-County		Total	1,384,323.95
TOTAL	9,745,209.15	State Equalized Valuation			
		State Equalization Ratio			

0122

Population 1980 11,704
 Population 1981 11,534
 S & P Rating
 Moody Rating BAA-1

General Tax Rate Per \$100. 3.44
 State Equalized Tax Rate 1.42

VENTNOR CITY - ATLANTIC COUNTY

Form of Government:

Commission (1911)

Number of Members on Governing Body - 3

PER CAPITA:

Gross Debt 554.52
 Net Debt 388.66
 Debt Service 58.77
 Total Tax Levy 658.83
 Municipal Expenditures 443.46

PER CENT:

Gross Debt 1.56
 Net Debt 1.10
 Tax Levy Collected 95.33
 Tax Levy Cancelled, Abated or Adjusted .51

EXPENDITURES		REVENUES-REALIZED		1981 PROPERTY TAX	
GENERAL GOVERNMENT				STATE EQUALIZED TAX RATE	
Governing Body & Public Boards	52,244.96	1981 Property Taxes Collected	7,229,324.03	Local District School Taxes .41	2,157,338.00
Municipal Clerk	65,995.46	1981 Payments in Lieu of Taxes		Regional & Consolidated School Tax .04	227,223.75
Financial Administration	24,230.00	Delinquent Tax & Lien Collections	277,222.13	School Taxes in Municipal Budget .44	* 2,346,325.87
Assessment of Taxes	26,854.79	Business Personalty Replacement Taxes	65,844.92	County Taxes .02	112,178.56
Collection of Taxes	21,800.10	Taxes from Public Utilities	505,750.00	County Library Taxes .51	2,698,008.70
Planning, Housing & Development		Other Miscellaneous Tax Revenues		Local Municipal Purpose Taxes	139,400.00
Human Resources	5,237.50	State Aid Revenues	85,600.14	Veteran & Senior Citizen Taxes	7,680,474.88
Elections	620,667.01	Federal Aid Revenues	84,726.33	Total Taxes for Rate Computation 1.42	
General Administration (other)	56,307.46	State and Local Fiscal Assistance Act Utilized	129,510.00	Special District Taxes	
JUDICIARY		Sale of Acquired Property		Bank Corp. Taxes	8,438.29
Municipal Courts		Other Miscellaneous Revenues	944,055.09	Added and Omitted Taxes	49,381.40
PUBLIC SAFETY		Total	9,322,112.64	Total Taxes Levied - ABSTRACT	7,598,894.57
Fire Protection	617,503.14	Prior Years Surplus Appropriated	262,979.00	Total Taxes Billed	7,583,862.77
Police Protection	833,087.51	REVENUES TOTAL	9,585,091.64	1981 TAXES COLLECTED	7,229,324.03
Civil Defense & Disaster Control	3,882.36	Reserve For Uncollected Taxes	291,335.00	1981 Taxes Cancelled, Abated or Adjusted	38,737.21
Environmental Inspection & Control	51,510.01	CAPITAL OUTLAY TOTAL	587,700.99	Transfer to Tax Title Liens or Foreclosed	6,064.72
Other Public Safety				Balance Outstanding Dec. 31, 1981	309,736.81
PUBLIC WORKS				PRIOR YEARS TAXES OUTSTANDING	
Streets and Drainage	123,015.02	Public Enterprises		Balance January 1, 1981	317,377.93
Sewers and Sewage Processing	174,301.36	Recreation—Culture	26,484.26	Collected in 1981	277,222.13
Garbage and Trash Disposal		Public Works	298,670.88	Cancelled, Abated or Adjusted 1981	34,756.68
Public Buildings and Grounds	153,088.39	Buildings and Grounds	262,545.85	Transfers to Tax Title Liens or Foreclosed	4,522.73
Other Public Works	194,225.12	Library and Education		Balance December 31, 1981	876.39
HEALTH and WELFARE		Conservation		TAX TITLE LIENS OUTSTANDING	
Health Services Except Environmental	15,055.70	All Other		Balance January 1, 1981	4,200.27
Welfare-Public Assistance	4,850.00	CAPITAL DEBT AUTHORIZED, DECEMBER 31, 1981		Transfer From Taxes	12,027.78
Hospitals, Clinics, First Aid		ISSUED AND UNISSUED GROSS DEBT NET DEBT		Redeemed in 1981	
Animal, Insect, & Rodent Control	3,000.00	School 1,893,000		Cancelled, Abated or Adjusted (1981)	
Other Welfare Services		Self-liquidating 4,502,850	4,482,650	Transfers to Foreclosed Property	
RECREATION and CONSERVATION		Other 6,395,850	4,482,650	Balance December 31, 1981	16,228.05
Beaches and Boardwalks	246,548.64	ISSUED AND OUTSTANDING		PROPERTY ACQUIRED BY DEED OR FORECLOSURE	
Parks, Playgrounds, Shade Trees	89,456.99	School 1,892,000.00		Balance January 1, 1981	137,260.00
Land Reclamation & Conservation		Self-liquidating 3,390,000.00		Transfers From Taxes or Liens	
Other Recreational Services	34,674.22	Other 5,282,000.00		Sale for Cash (1981)	
EDUCATION (excluding schools)		Total		Cancelled, Abated or Adjusted (1981)	
Libraries	3,000.00	EQUALIZED VALUATION BASIS FOR NET DEBT COMPUTATION	409,091,179	Balance December 31, 1981	137,260.00
Other Educational Services		REAL PROPERTY VALUATIONS		CURRENT FINANCES DECEMBER 31, 1981	
STATUTORY EXPENDITURES		Code Class # of Parcels % VAL'N ASSESSED VALUATION		ASSETS	
Pensions & F. I. C. A.	414,333.92	1 Vacant Land 435 1.78 3,852,250.00		Cash Dec. 31, 1981	318,671.29
Employee Fringe Benefits	112,229.04	2 Residential 4894 85.38 185,119,600.00		Taxes Receivable	310,613.20
Other Statutory Expenditures	2,000.00	3 Farm 14,629,500.00		Tax Title Liens	16,228.05
CETA And Other Public Employment Programs	56,096.29	4a Commercial 160 6.75 835,600.00		Foreclosed Property	137,260.00
MUNICIPAL FUNCTIONS TOTAL	4,007,194.99	4b Industrial 2 .39 12,378,600.00		Emergencies & Other Deferred Charges	268,494.01
CAPITAL IMPROVEMENTS *MEMU*	80,000.00	4c Apartments 49 5.71 216,815,550.00		State and Federal Aid Receivable	
DEBT SERVICE		Total 5540		Other Receivables	375,183.97
Principal Payments	367,000.00	Land Area 2.10 Sq. Miles		Total	1,426,450.52
Interest Payments	310,821.52	Net Valuation Taxable-Municipal	219,275,045	LIABILITIES, RESERVES, AND SURPLUS	
TYPE I SCHL DEBT *MEMU	227,499.50	Net Valuation Taxable-County	444,253,027	Cash Liabilities	316,626.46
DEFERRED CHARGES	138,566.39	State Equalized Valuation	527,945,559	Reserves for Receivables	839,285.22
SCHOOL, COUNTY, SPECIAL DISTRICT TAXES	4,843,066.18	State Equalization Ratio 41.26		Surplus Dec. 31, 1981	270,538.84
RESERVE FOR UNCOLLECTED TAXES	291,335.00			Total	1,426,450.52
EXPENDITURES TOTAL	9,957,984.08				

1981/3000

* ABOVE DEBT SERVICE INCLUDES TYPE I SCHOOL DEBT

*Includes County Health Service Taxes or County Vocational School Taxes. See Table 13.

1922

Population 1980 **16,302**
 Population 1981 **16,821**
 S & P Rating
 Moody Rating

General Tax Rate Per \$100.

3.99

State Equalized Tax Rate

2.26

VERNON TOWNSHIP - SUSSEX COUNTY**Form of Government:****Township Committee****Number of Members on Governing Body - 5**

PER CAPITA:

Gross Debt **766.30**Net Debt **22.65**

Debt Service

Total Tax Levy **596.13**Municipal Expenditures **240.23**

PER CENT:

Gross Debt **3.36**Net Debt **.10**Tax Levy Collected **94.18**

Tax Levy Cancelled, Abated

or Adjusted **.34**

EXPENDITURES		REVENUES-REALIZED		1981 PROPERTY TAX	
GENERAL GOVERNMENT				STATE EQUALIZED TAX RATE \rightarrow	
Governing Body & Public Boords		1981 Property Taxes Collected	9,449,750.33	Local District School Taxes 1.41	6,222,819.17
Municipal Clerk		1981 Payments in Lieu of Taxes		Regional & Consolidated School Tax	
Financial Administration	67,853.00	Delinquent Tax & Lien Collections	541,661.49	School Taxes in Municipal Budget	
Assessment of Taxes	50,051.00	Business Personalty Replacement Taxes	112,513.64	County Taxes .56	* 2,446,739.17
Collection of Taxes	54,554.00	Taxes from Public Utilities	587,778.00	County Library Taxes .03	130,888.80
Planning, Housing & Development	104,270.00	Other Miscellaneous Tax Revenues		Local Municipal Purpose Taxes .26	1,137,907.28
Human Resources		State Aid Revenues	57,513.32	Veteran & Senior Citizen Taxes	109,700.00
Elections	8,000.00	Federal Aid Revenues		Total Taxes for Rate Computation 2.26	10,048,054.42
General Administration (other)	349,642.50	State and Local Fiscal Assistance Act Utilized	246,940.00	Special District Taxes	
JUDICIARY		Sale of Acquired Property		Bank Corp. Taxes	3,319.95
Municipal Courts	25,785.00	Other Miscellaneous Revenues	755,308.16	Added and Omitted Taxes	85,878.85
PUBLIC SAFETY		Total	12,151,504.94	Total Taxes Levied - ABSTRACT	10,027,553.22
Fire Protection	53,890.00	Prior Years Surplus Appropriated	1,008,468.65	Total Taxes Billed	10,033,920.98
Police Protection	522,788.49	REVENUES TOTAL	13,159,973.59	1981 TAXES COLLECTED	9,449,790.33
Civil Defense & Disaster Control	700.00	Reserve For Uncollected Taxes	599,790.73	1981 Taxes Cancelled, Abated or Adjusted	34,143.89
Environmental Inspection & Control	38,645.00	CAPITAL OUTLAY TOTAL	427,083.60	Transfer to Tax Title Liens or Foreclosed	30,215.90
Other Public Safety				Balance Outstanding Dec. 31, 1981	519,770.86
PUBLIC WORKS				PRIOR YEARS TAXES OUTSTANDING	
Streets and Drainage	622,408.78	Public Enterprises		Balance January 1, 1981	518,934.33
Sewers and Sewage Processing	4,605.00	Recreation—Culture		Collected in 1981	492,213.16
Garbage and Trash Disposol	1,385.00	Public Works	423,383.60	Cancelled, Abated or Adjusted 1981	917.52
Public Buildings and Grounds	91,460.00	Buildings and Grounds	3,700.00	Transfers to Tax Title Liens or Foreclosed	11,423.93
Other Public Works	17,424.11	Library and Education		Balance December 31, 1981	14,379.72
HEALTH and WELFARE		Conservation		TAX TITLE LIENS OUTSTANDING	
Health Services Except Environmental	78,850.00	All Other		Balance January 1, 1981	107,008.93
Welfare-Public Assistance	5,650.00	CAPITAL DEBT AUTHORIZED, DECEMBER 31, 1981		Transfer From Taxes	43,647.27
Hospitals, Clinics, First Aid	2,000.00	ISSUED AND UNISSUED GROSS DEBT		Redeemed in 1981	49,448.33
Animal, Insect, & Rodent Control	41,945.00	School 12,509,000		Cancelled, Abated or Adjusted (1981)	
Other Welfare Services		Self-liquidating		Transfers to Foreclosed Property	
RECREATION and CONSERVATION		Other 381,000	381,000	Balance December 31, 1981	101,207.87
Beaches and Baardwalks		Total 12,890,000	381,000	PROPERTY ACQUIRED BY DEED OR FORECLOSURE	
Parks, Playgrounds, Shade Trees				Balance January 1, 1981	275,200.00
Land Reclamation & Conservation	130.00			Transfers From Taxes or Liens	
Other Recreational Services	34,485.00	ISSUED AND OUTSTANDING		Sale for Cash (1981)	
EDUCATION (excluding schools)		School 12,509,000.00		Cancelled, Abated or Adjusted (1981)	
Libraries		Self-Liquidating		Balance December 31, 1981	275,200.00
Other Educational Services		Other		CURRENT FINANCES DECEMBER 31, 1981	
STATUTORY EXPENDITURES		Total 12,509,000.00		ASSETS	
Pensions & F. I. C. A.	148,700.00	EQUALIZED VALUATION BASIS		Cash Dec. 31, 1981	2,745,725.12
Employee Fringe Benefits	90,076.50	FOR NET DEBT COMPUTATION	383,624,349	Taxes Receivable	524,150.58
Other Statutory Expenditures	7,000.00	REAL PROPERTY VALUATIONS		Tax Title Liens	101,207.87
CETA And Other Public Employment Programs		Code Class # of Parcels % VAL'N		Foreclosed Property	275,200.00
MUNICIPAL FUNCTIONS TOTAL	2,422,298.38	1 Vacant Land 5065 12.44	30,509,600.00	Emergencies & Other Deferred Charges	35,157.60
CAPITAL IMPROVEMENTS *MEMO*	71,661.00	2 Residential 6164 70.88	173,780,600.00	State and Federal Aid Receivable	19,997.95
DEBT SERVICE		3 Farm 326 2.40	5,872,150.00	Other Receivables	40,977.48
Principal Payments		4a Commercial 135 13.79	33,808,800.00	Total	3,752,416.60
Interest Payments		4b Industrial 10 .33	815,900.00	LIABILITIES, RESERVES, AND SURPLUS	
		4c Apartments 3 .16	358,700.00	Cash Liabilities	354,756.00
		Total 11703	245,185,750.00	Reserves for Receivables	951,535.93
DEFERRED CHARGES	618,769.87	Land Area 67.25 Sq. Miles		Surplus Dec. 31, 1981	2,401,124.67
SCHOOL, COUNTY, SPECIAL DISTRICT TAXES	8,800,447.14	Net Valuation Taxable-Municipal	249,324,371	Total	3,752,416.60
RESERVE FOR UNCOLLECTED TAXES	999,790.73	Net Valuation Taxable-County	405,863,577		
EXPENDITURES TOTAL	12,841,306.12	State Equalized Valuation	437,636,219		
		State Equalization Ratio	56.56		

0720

Population 1980 14,166
 Population 1981 14,097
 S & P Rating
 Moody Rating A-1

General Tax Rate Per \$100. 6.81
 State Equalized Tax Rate 3.25

VERONA TOWNSHIP – ESSEX COUNTY
Form of Government:
Borough Council
Number of Members on Governing Body – 6

PER CAPITA:
 Gross Debt 370.42
 Net Debt 178.54
 Debt Service 12.67
 Total Tax Levy 840.55
 Municipal Expenditures 273.42

PER CENT:
 Gross Debt 1.64
 Net Debt .79
 Tax Levy Collected 98.18
 Tax Levy Cancelled, Abated or Adjusted .57

EXPENDITURES		REVENUES-REALIZED		1981 PROPERTY TAX	
GENERAL GOVERNMENT				STATE EQUALIZED TAX RATE	
Governing Body & Public Boords		1981 Property Taxes Collected	11,624,265.36	Local District School Taxes	1.65 5,966,465.12
Municipal Clerk		1981 Payments in Lieu of Taxes		Regional & Consolidated School Tax	
Financial Administration	12,600.00	Delinquent Tax & Lien Collections	118,998.87	School Taxes in Municipal Budget	
Assessment of Taxes	26,037.00	Business Personalty Replacement Taxes	174,455.08	County Taxes	1.11 4,019,592.03
Collection of Taxes	78,301.00	Taxes from Public Utilities	597,887.00	County Library Taxes	
Planning, Housing & Development	1,200.00	Other Miscellaneous Tax Revenues		Local Municipal Purpose Taxes	.50 1,757,768.13
Humon Resources	1,500.00	State Aid Revenues	221,735.85	Veteran & Senior Citizen Taxes	115,750.00
Elections	2,675.00	Federal Aid Revenues		Total Taxes for Rate Computation	3.26 11,899,575.28
General Administration (other)	246,828.00	State and Local Fiscal Assistance Act Utilized	65,500.51	Special District Taxes	
JUDICIARY		Sale of Acquired Property		Bank Corp. Taxes	11,271.31
Municipal Courts	68,433.00	Other Miscellaneous Revenues	626,410.99	Added and Omitted Taxes	54,091.83
PUBLIC SAFETY		Total	13,429,257.66	Total Taxes Levied - ABSTRACT	11,849,188.42
Fire Protection	137,132.00	Prior Years Surplus Appropriated	504,000.00	Total Taxes Billed	11,840,288.22
Police Protection	904,179.00	REVENUES TOTAL	13,933,257.66	1981 TAXES COLLECTED	11,624,265.36
Civil Defense & Disaster Control	1,155.00	Reserve For Uncollected Taxes	357,306.94	1981 Taxes Cancelled, Abated or Adjusted	66,983.16
Environmental Inspection & Control	41,624.00	CAPITAL OUTLAY TOTAL	570,824.69	Transfer to Tax Title Liens or Foreclosed	1,232.61
Other Public Safety				Balance Outstanding Dec. 31, 1981	147,803.09
PUBLIC WORKS				PRIOR YEARS TAXES OUTSTANDING	
Streets and Drainage	334,737.00	Public Enterprises	11,957.88	Balance January 1, 1981	119,238.27
Sewers and Sewage Processing	147,079.00	Recreation—Culture	192,812.53	Collected in 1981	118,998.67
Garbage and Trash Disposal	362,220.71	Public Works	271,012.16	Cancelled, Abated or Adjusted 1981	
Public Buildings and Grounds	74,910.00	Buildings and Grounds	91,665.82	Transfers to Tax Title Liens or Foreclosed	239.40
Other Public Works		Library and Education	3,371.90	Balance December 31, 1981	
HEALTH and WELFARE		Conservation		TAX TITLE LIENS OUTSTANDING	
Health Services Except Environmental	165,072.97	All Other		Balance January 1, 1981	7,625.81
Welfare-Public Assistance	8,300.00	CAPITAL DEBT AUTHORIZED, DECEMBER 31, 1981		Transfer From Taxes	1,522.15
Hospitals, Clinics, First Aid		ISSUED AND UNISSUED		Redeemed in 1981	
Animal, Insect, & Rodent Control		School	1,808,000	Cancelled, Abated or Adjusted (1981)	
Other Welfare Services	5,000.00	Self-liquidating	868,000	Transfers to Foreclosed Property	
RECREATION and CONSERVATION		Other	2,545,800	Balance December 31, 1981	9,147.96
Beaches and Boardwalks		Total	5,221,800	PROPERTY ACQUIRED BY DEED OR FORECLOSURE	
Parks, Playgrounds, Shade Trees	17,576.00	ISSUED AND OUTSTANDING		Balance January 1, 1981	354,700.00
Land Reclamation & Conservation		School	1,808,000.00	Transfers From Taxes or Liens	
Other Recreational Services	163,778.00	Self-Liquidating	840,500.00	Sale for Cash (1981)	
EDUCATION (excluding schools)		Other	614,000.00	Cancelled, Abated or Adjusted (1981)	
Libraries	135,050.00	Total	3,262,500.00	Balance December 31, 1981	354,700.00
Other Educational Services		EQUALIZED VALUATION BASIS		CURRENT FINANCES DECEMBER 31, 1981	
STATUTORY EXPENDITURES		FOR NET DEBT COMPUTATION	319,315,119	ASSETS	
Pensions & F. I. C. A.	294,637.42	REAL PROPERTY VALUATIONS		Cash Dec. 31, 1981	827,667.97
Employee Fringe Benefits	79,400.00	Code Class # of Parcels % VAL'N		Taxes Receivable	147,803.09
Other Statutory Expenditures	5,000.00	1 Vacant Land 122 1.31	2,257,100.00	Tax Title Liens	9,147.96
CETA And Other Public Employment Programs		2 Residential 3902 77.44	133,198,400.00	Foreclosed Property	354,700.00
MUNICIPAL FUNCTIONS		3 Farm		Emergencies & Other Deferred Charges	47,720.20
CAPITAL IMPROVEMENTS	*MEMO*	4a Commercial 146 10.28	17,683,600.00	State and Federal Aid Receivable	1,293.93
DEBT SERVICE		4b Industrial 5 .65	1,112,800.00	Other Receivables	4,740.03
Principal Payments	86,000.00	4c Apartments 22 10.32	17,750,200.00	Total	1,433,073.18
Interest Payments	92,672.54	Total	172,002,100.00	LIABILITIES, RESERVES, AND SURPLUS	
DEFERRED CHARGES		Land Area 2.80 Sq. Miles		Cash Liabilities	320,666.68
SCHOOL, COUNTY, SPECIAL DISTRICT TAXES	9,986,057.15	Net Valuation Taxable-Municipal	173,071,900	Reserves for Receivables	556,391.08
RESERVE FOR UNCOLLECTED TAXES	357,306.94	Net Valuation Taxable-County	335,178,118	Surplus Dec. 31, 1981	556,015.42
EXPENDITURES		State Equalized Valuation	361,436,560	Total	1,433,073.18
TOTAL	13,840,461.73	State Equalization Ratio	47.73		

Population 1980 1,043
 Population 1981 1,234
 S & P Rating
 Moody Rating

General Tax Rate Per \$100. 2.42
 State Equalized Tax Rate 2.42

VICTORY GARDENS BORO. - MORRIS CO.

Form of Government:

Borough Council

Number of Members on Governing Body - 6

PER CAPITA:
 Gross Debt 12.23
 Net Debt 12.23
 Debt Service 16.22
 Total Tax Levy 276.11
 Municipal Expenditures 189.16

PER CENT:
 Gross Debt .14
 Net Debt .14
 Tax Levy Collected 92.79
 Tax Levy Cancelled, Abated or Adjusted .01

EXPENDITURES		REVENUES-REALIZED		1981 PROPERTY TAX	
GENERAL GOVERNMENT				STATE EQUALIZED TAX RATE 1.36	
Governing Body & Public Boards		1981 Property Taxes Collected	315,323.35	Local District School Taxes	179,724.00
Municipal Clerk		1981 Payments in Lieu of Taxes		Regional & Consolidated School Tax	
Financial Administration	8,500.00	Delinquent Tax & Lien Collections		School Taxes in Municipal Budget	
Assessment of Taxes	820.00	Business Personalty Replacement Taxes	4,352.20	County Taxes	41,524.87
Collection of Taxes	2,500.00	Taxes from Public Utilities	18,087.00	County Library Taxes	1,606.88
Planning, Housing & Development	1,500.00	Other Miscellaneous Tax Revenues	12,132.00	Local Municipal Purpose Taxes	98,000.00
Human Resources		State Aid Revenues	33,523.51	Veteran & Senior Citizen Taxes	4,900.00
Elections	300.00	Federal Aid Revenues		Total Taxes for Rate Computation	325,755.75
General Administration (other)	52,900.00	State and Local Fiscal Assistance Act Utilized	9,259.00	Special District Taxes	
JUDICIARY		Sale of Acquired Property		Bank Corp. Taxes	890.07
Municipal Courts	4,800.00	Other Miscellaneous Revenues	66,834.67	Added and Omitted Taxes	18,967.96
PUBLIC SAFETY		Total	459,551.73	Total Taxes Levied - ABSTRACT	340,713.78
Fire Protection	3,700.00	Prior Years Surplus Appropriated	72,922.82	Total Taxes Billed	339,825.16
Police Protection	1,100.00	REVENUES TOTAL	532,474.55	1981 TAXES COLLECTED	315,323.35
Civil Defense & Disaster Control	250.00	Reserve For Uncollected Taxes	19,440.00	1981 Taxes Cancelled, Abated or Adjusted	29.04
Environmental Inspection & Control	1,600.00			Transfer to Tax Title Liens or Foreclosed	
Other Public Safety				Balance Outstanding Dec. 31, 1981	24,472.77
PUBLIC WORKS		CAPITAL OUTLAY TOTAL	20,488.57	PRIOR YEARS TAXES OUTSTANDING	
Streets and Drainage	21,032.00	Public Enterprises		Balance January 1, 1981	5,096.59
Sewers and Sewage Processing	11,750.00	Recreation—Culture		Collected in 1981	4,894.68
Garbage and Trash Disposal	23,000.00	Public Works	3,127.97	Cancelled, Abated or Adjusted 1981	201.91
Public Buildings and Grounds	25,420.00	Buildings and Grounds	17,361.00	Transfers to Tax Title Liens or Foreclosed	
Other Public Works		Library and Education		Balance December 31, 1981	
HEALTH and WELFARE		Conservation		TAX TITLE LIENS OUTSTANDING	
Health Services Except Environmental	820.00	All Other		Balance January 1, 1981	
Welfare-Public Assistance	1,820.00			Transfer From Taxes	
Hospitals, Clinics, First Aid		CAPITAL DEBT AUTHORIZED, DECEMBER 31, 1981		Redeemed in 1981	
Animal, Insect, & Rodent Control	1,600.00	ISSUED AND UNISSUED GROSS DEBT NET DEBT		Cancelled, Abated or Adjusted (1981)	
Other Welfare Services		School		Transfers to Foreclosed Property	
RECREATION and CONSERVATION		Self-Liquidating		Balance December 31, 1981	
Beaches and Boardwalks		Other	15,094	PROPERTY ACQUIRED BY DEED OR FORECLOSURE	
Parks, Playgrounds, Shade Trees		Total	15,094	Balance January 1, 1981	
Land Reclamation & Conservation				Transfers From Taxes or Liens	
Other Recreational Services	1,050.00	ISSUED AND OUTSTANDING		Sale for Cash (1981)	
EDUCATION (excluding schools)		School		Cancelled, Abated or Adjusted (1981)	
Libraries		Self-Liquidating		Balance December 31, 1981	
Other Educational Services		Other		CURRENT FINANCES DECEMBER 31, 1981	
STATUTORY EXPENDITURES		Total		ASSETS	
Pensions & F. I. C. A.	5,311.28	EQUALIZED VALUATION BASIS FOR NET DEBT COMPUTATION	10,910,520	Cash Dec. 31, 1981	279,780.52
Employee Fringe Benefits		REAL PROPERTY VALUATIONS		Taxes Receivable	24,472.77
Other Statutory Expenditures	880.00	Code Class # of Parcels % VAL'N		Tax Title Liens	
CETA And Other Public Employment Programs		1 Vacant Land 2 .82	107,800.00	Foreclosed Property	
MUNICIPAL FUNCTIONS TOTAL	170,053.28	2 Residential 200 57.36	7,575,300.00	Emergencies & Other Deferred Charges	5,676.64
CAPITAL IMPROVEMENTS *MEMU*	5,249.00	3 Farm		State and Federal Aid Receivable	38,632.00
DEBT SERVICE		4a Commercial 6 10.81	1,427,400.00	Other Receivables	40,577.12
Principal Payments	19,000.00	4b Industrial 1 3.09	407,600.00	Total	389,139.05
Interest Payments	1,021.25	4c Apartments 2 27.92	3,687,700.00	LIABILITIES, RESERVES, AND SURPLUS	
		Total 211	13,205,800.00	Cash Liabilities	133,376.26
DEFERRED CHARGES	23,305.16	Land Area .20 Sq. Miles		Reserves for Receivables	65,049.89
SCHOOL, COUNTY, SPECIAL DISTRICT TAXES	222,855.75	Net Valuation Taxable-Municipal	13,258,662	Surplus Dec. 31, 1981	150,712.90
RESERVE FOR UNCOLLECTED TAXES	19,440.00	Net Valuation Taxable-County	12,406,607	Total	389,139.05
EXPENDITURES TOTAL	456,275.44	State Equalized Valuation	13,258,662		
		State Equalization Ratio	100.00		

Population 1980 **53,753**
 Population 1981 **53,657**
 S & P Rating **AA**
 Moody Rating **A-1**

General Tax Rate Per \$100. **3.44**
 State Equalized Tax Rate **2.82**

VINELAND CITY - CUMBERLAND COUNTY
Form of Government:
Mayor-Council Plan A (OMCL 50)
Number of Members on Governing Body - 5

PER CAPITA:
 Gross Debt **595.33**
 Net Debt **96.60**
 Debt Service **39.73**
 Total Tax Levy **405.03**
 Municipal Expenditures **267.30**

PER CENT:
 Gross Debt **4.78**
 Net Debt **.78**
 Tax Levy Collected **94.43**
 Tax Levy Cancelled, Abated or Adjusted **.60**

EXPENDITURES		REVENUES-REALIZED		1981 PROPERTY TAX	
GENERAL GOVERNMENT		1981 Property Taxes Collected		STATE EQUALIZED TAX RATE	
Governing Body & Public Boards				Local District School Taxes	1.31
Municipal Clerk			20,534,634.73	Regional & Consolidated School Tax	
Financial Administration	206,900.00	1981 Payments in Lieu of Taxes		School Taxes in Municipal Budget	.07
Assessment of Taxes	126,500.00	Delinquent Tax & Lien Collections	862,908.63	County Taxes	.94
Collection of Taxes	108,900.00	Business Personalty Replacement Taxes	867,622.92	County Library Taxes	
Planning, Housing & Development	90,474.20	Taxes from Public Utilities	2,162,265.00	Local Municipal Purpose Taxes	.48
Human Resources	485,400.00	Other Miscellaneous Tax Revenues	80,826.64	Veteran & Senior Citizen Taxes	
Elections	15,500.00	State Aid Revenues	2,384,270.47	Total Taxes for Rate Computation	2.80
General Administration (other)	1,603,612.80	Federal Aid Revenues	291,166.07	Special District Taxes	
JUDICIARY		State and Local Fiscal Assistance Act Utilized	750,313.65	Bank Corp. Taxes	
Municipal Courts	172,100.00	Sale of Acquired Property		Added and Omitted Taxes	
PUBLIC SAFETY		Other Miscellaneous Revenues	2,314,912.86	Total Taxes Levied - ABSTRACT	
Fire Protection	571,100.00		30,248,920.57	Total Taxes Billed	
Police Protection	2,450,259.84	Prior Years Surplus Appropriated	1,400,000.00	1981 TAXES COLLECTED	
Civil Defense & Disaster Control	13,600.00	REVENUES	31,648,920.97	1981 Taxes Cancelled, Abated or Adjusted	
Environmental Inspection & Control	33,649.58	Reserve For Uncollected Taxes	1,254,485.54	Transfer to Tax Title Liens or Foreclosed	
Other Public Safety		CAPITAL OUTLAY	2,903,263.68	Balance Outstanding Dec. 31, 1981	
PUBLIC WORKS		TOTAL		PRIOR YEARS TAXES OUTSTANDING	
Streets and Drainage	1,611,962.60	Public Enterprises	192,758.37	Balance January 1, 1981	
Sewers and Sewage Processing		Recreation—Culture	194,934.77	Collected in 1981	
Garbage and Trash Disposal	157,300.00	Public Works	333,841.48	Cancelled, Abated or Adjusted 1981	
Public Buildings and Grounds	475,000.00	Buildings and Grounds	2,176.08	Transfers to Tax Title Liens or Foreclosed	
Other Public Works		Library and Education	2,179,552.98	Balance December 31, 1981	
HEALTH and WELFARE		Conservation		TAX TITLE LIENS OUTSTANDING	
Health Services Except Environmental	558,233.42	All Other		Balance January 1, 1981	
Welfare-Public Assistance	64,000.00	CAPITAL DEBT AUTHORIZED, DECEMBER 31, 1981		Transfer From Taxes	
Hospitals, Clinics, First Aid	33,000.00	ISSUED AND UNISSUED		Redeemed in 1981	
Animal, Insect, & Rodent Control	24,000.00	School	14,618,000	Cancelled, Abated or Adjusted (1981)	
Other Welfare Services		Self-liquidating	12,142,000	Transfers to Foreclosed Property	
RECREATION and CONSERVATION		Other	5,183,478	Balance December 31, 1981	
Beaches and Boardwalks		Total	31,943,478	PROPERTY ACQUIRED BY DEED OR FORECLOSURE	
Parks, Playgrounds, Shade Trees	195,700.00	ISSUED AND OUTSTANDING		Balance January 1, 1981	
Land Reclamation & Conservation	1,000.00	School	11,489,000.00	Transfers From Taxes or Liens	
Other Recreational Services	190,960.00	Self-Liquidating	12,142,000.00	Sale for Cash (1981)	
EDUCATION (excluding schools)		Other	4,185,000.00	Cancelled, Abated or Adjusted (1981)	
Libraries	312,568.96	Total	27,816,000.00	Balance December 31, 1981	
Other Educational Services	5,800.00	EQUALIZED VALUATION BASIS		CURRENT FINANCES DECEMBER 31, 1981	
STATUTORY EXPENDITURES		FOR NET DEBT COMPUTATION	667,651,185	ASSETS	
Pensions & F. I. C. A.	826,168.73	REAL PROPERTY VALUATIONS		Cash Dec. 31, 1981	
Employee Fringe Benefits	330,000.00	Code Class # of Parcels % VAL'N		Taxes Receivable	
Other Statutory Expenditures	30,100.00	1 Vacant Land 2407 3.56	21,590,900.00	Tax Title Liens	
CETA And Other Public Employment Programs	192,660.04	2 Residential 11879 64.27	389,377,600.00	Foreclosed Property	
MUNICIPAL FUNCTIONS		3 Farm 1159 2.78	16,873,700.00	Emergencies & Other Deferred Charges	
CAPITAL IMPROVEMENTS	*MEMO*	4a Commercial 1049 19.48	118,009,900.00	State and Federal Aid Receivable	
DEBT SERVICE		4b Industrial 116 5.68	34,422,700.00	Other Receivables	
Principal Payments	1,220,000.00	4c Apartments 57 4.23	25,599,600.00	Total	
Interest Payments	912,027.12	Total	605,874,400.00	LIABILITIES, RESERVES, AND SURPLUS	
TYPE I SCHL DEBT *MEMO	1,484,350.97	Land Area 69.50 Sq. Miles		Cash Liabilities	
DEFERRED CHARGES	1,500.00	Net Valuation Taxable-Municipal	620,685,199	Reserves for Receivables	
SCHOOL, COUNTY, SPECIAL DISTRICT TAXES	17,805,282.69	Net Valuation Taxable-County	727,742,436	Surplus Dec. 31, 1981	
RESERVE FOR UNCOLLECTED TAXES	1,254,485.54	State Equalized Valuation	754,126,874	Total	
EXPENDITURES	32,147,745.52	State Equalization Ratio	81.96		

Population 1980 12,919
 Population 1981 15,187
 S & P Rating
 Moody Rating A

General Tax Rate Per \$100. 3.28
 State Equalized Tax Rate 2.51

VOORHEES TOWNSHIP – CAMDEN COUNTY

Form of Government:

Township Committee

Number of Members on Governing Body – 5

PER CAPITA:

Gross Debt 1,193.59
 Net Debt 351.17
 Debt Service 16.24
 Total Tax Levy 679.90
 Municipal Expenditures 196.96

PER CENT:

Gross Debt 5.88
 Net Debt 1.73
 Tax Levy Collected 94.16
 Tax Levy Cancelled, Abated or Adjusted .34

EXPENDITURES		REVENUES-REALIZED		1981 PROPERTY TAX	
GENERAL GOVERNMENT				STATE EQUALIZED TAX RATE →	
Governing Body & Public Boards	179.00	1981 Property Taxes Collected 9,729,548.53		Local District School Taxes .77	2,910,965.75
Municipal Clerk		1981 Payments in Lieu of Taxes		Regional & Consolidated School Tax .47	1,782,077.95
Financial Administration	21,891.00	Delinquent Tax & Lien Collections 618,985.55		School Taxes in Municipal Budget	
Assessment of Taxes	41,231.00	Business Personalty Replacement Taxes 150,478.32		County Taxes 1.10 *	4,166,998.69
Collection of Taxes	21,768.00	Taxes from Public Utilities 710,965.00		County Library Taxes .02	93,587.81
Planning, Housing & Development	45,916.00	Other Miscellaneous Tax Revenues		Local Municipal Purpose Taxes .14	533,450.00
Human Resources		State Aid Revenues 49,347.17		Veteran & Senior Citizen Taxes	57,150.00
Elections	5,937.00	Federal Aid Revenues 29,159.65		Total Taxes for Rate Computation 2.50	9,544,230.20
General Administration (other)	176,449.00	State and Local Fiscal Assistance Act Utilized 115,256.00		Special District Taxes	427,849.19
JUDICIARY		Sale of Acquired Property		Bank Corp. Taxes	11,170.51
Municipal Courts	37,130.00	Other Miscellaneous Revenues 585,261.35		Added and Omitted Taxes	359,541.37
PUBLIC SAFETY		Total 11,989,001.57		Total Taxes Levied - ABSTRACT	10,325,641.27
Fire Protection	744,891.00	Prior Years Surplus Appropriated 925,000.00		Total Taxes Billed	10,332,882.96
Police Protection	969.00	REVENUES TOTAL 12,914,001.57		1981 TAXES COLLECTED	9,729,548.53
Civil Defense & Disaster Control	46,450.00	Reserve For Uncollected Taxes 672,864.11		1981 Taxes Cancelled, Abated or Adjusted	34,082.02
Environmental Inspection & Control		CAPITAL OUTLAY TOTAL 766,538.17		Transfer to Tax Title Liens or Foreclosed	2,746.90
Other Public Safety				Balance Outstanding Dec. 31, 1981	565,905.51
PUBLIC WORKS				PRIOR YEARS TAXES OUTSTANDING	
Streets and Drainage	245,260.00	Public Enterprises 228,443.44		Balance January 1, 1981	681,788.86
Sewers and Sewage Processing		Recreation—Culture 16,966.19		Collected in 1981	601,391.51
Garbage and Trash Disposal	196,454.00	Public Works 474,686.42		Cancelled, Abated or Adjusted 1981	881.62
Public Buildings and Grounds	78,037.00	Buildings and Grounds 46,442.12		Transfers to Tax Title Liens or Foreclosed	1,425.08
Other Public Works	80,000.00	Library and Education		Balance December 31, 1981	78,090.45
HEALTH and WELFARE		Conservation		TAX TITLE LIENS OUTSTANDING	
Health Services Except Environmental	7,242.00	All Other		Balance January 1, 1981	51,775.98
Welfare-Public Assistance	8,000.00	CAPITAL DEBT AUTHORIZED, DECEMBER 31, 1981		Transfer From Taxes	4,395.07
Hospitals, Clinics, First Aid		ISSUED AND UNISSUED GROSS DEBT NET DEBT		Redeemed in 1981	32,915.86
Animal, Insect, & Rodent Control		School 12,043,562 144,973		Cancelled, Abated or Adjusted (1981)	17,880.64
Other Welfare Services		Self-liquidating 3,991,500 3,226,281		Transfers to Foreclosed Property	910.10
RECREATION and CONSERVATION		Other 2,091,950 1,961,896		Balance December 31, 1981	4,464.43
Beaches and Boardwalks		Total 18,127,012 5,333,151		PROPERTY ACQUIRED BY DEED OR FORECLOSURE	
Parks, Playgrounds, Shade Trees	46,126.00	ISSUED AND OUTSTANDING		Balance January 1, 1981	15,854.90
Land Reclamation & Conservation		School 12,043,562.56		Transfers From Taxes or Liens	910.10
Other Recreational Services	7,259.00	Self-Liquidating 3,958,250.00		Sale for Cash (1981)	
EDUCATION (excluding schools)		Other 1,818,000.00		Cancelled, Abated or Adjusted (1981)	
Libraries		Total 17,819,812.56		Balance December 31, 1981	16,765.00
Other Educational Services		EQUALIZED VALUATION BASIS		CURRENT FINANCES DECEMBER 31, 1981	
STATUTORY EXPENDITURES		FOR NET DEBT COMPUTATION 308,500,687		ASSETS	
Pensions & F. I. C. A.	157,496.00	REAL PROPERTY VALUATIONS		Cash Dec. 31, 1981	2,492,632.99
Employee Fringe Benefits	42,516.53	Code Class # of Parcels % VAL'N ASSESSED VALUATION		Taxes Receivable	643,995.96
Other Statutory Expenditures	5,500.00	1 Vacant Land 2323 7.40 21,261,918.00		Tax Title Liens	4,464.43
CETA And Other Public Employment Programs	50,000.00	2 Residential 3033 49.42 141,938,830.00		Foreclosed Property	16,765.00
MUNICIPAL FUNCTIONS TOTAL	2,068,701.53	3 Farm 72 .48 1,380,640.00		Emergencies & Other Deferred Charges	1,584.53
CAPITAL IMPROVEMENTS *MEMU*	40,000.00	4a Commercial 175 31.99 91,890,795.00		State and Federal Aid Receivable	21,393.01
DEBT SERVICE		4b Industrial 27 1.79 5,154,375.00		Other Receivables	21,758.56
Principal Payments	130,000.00	4c Apartments 16 8.91 25,581,390.00		Total	3,202,594.48
Interest Payments	116,598.03	Total 5646 287,207,948.00		LIABILITIES, RESERVES, AND SURPLUS	
DEFERRED CHARGES		Land Area 11.61 Sq. Miles		Cash Liabilities	1,145,028.79
SCHOOL, COUNTY, SPECIAL DISTRICT TAXES	3,098.89	Net Valuation Taxable-Municipal 289,915,088		Reserves for Receivables	686,583.95
RESERVE FOR UNCOLLECTED TAXES	9,381,479.39	Net Valuation Taxable-County 348,033,900		Surplus Dec. 31, 1981	1,370,581.74
EXPENDITURES TOTAL	12,372,741.95	State Equalized Valuation 378,633,774		Total	3,202,594.48
		State Equalization Ratio 76.40			

Population 1980 10,802
 Population 1981 10,779
 S & P Rating
 Moody Rating BAA-1

General Tax Rate Per \$100.

4.14

State Equalized Tax Rate

2.73

WALDWICK BOROUGH - BERGEN COUNTY**Form of Government:****Borough Council****Number of Members on Governing Body - 6****PER CAPITA:**

Gross Debt 408.17
 Net Debt 375.19
 Debt Service 78.98
 Total Tax Levy 724.17
 Municipal Expenditures 350.50

PER CENT:

Gross Debt 1.98
 Net Debt 1.59
 Tax Levy Collected 98.04
 Tax Levy Cancelled, Abated or Adjusted .10

EXPENDITURES		REVENUES-REALIZED		1981 PROPERTY TAX	
GENERAL GOVERNMENT				STATE EQUALIZED TAX RATE →	
Governing Body & Public Boards	3,500.00	1981 Property Taxes Collected		Local District School Taxes	1.89 5,404,404.38
Municipal Clerk		1981 Payments in Lieu of Taxes		Regional & Consolidated School Tax	
Financial Administration	17,694.00	Delinquent Tax & Lien Collections		School Taxes in Municipal Budget	
Assessment of Taxes	22,744.00	Business Personalty Replacement Taxes		County Taxes	.33 942,317.37
Collection of Taxes	24,706.00	Taxes from Public Utilities		County Library Taxes	
Planning, Housing & Development	14,541.00	Other Miscellaneous Tax Revenues		Local Municipal Purpose Taxes	.50 1,423,247.31
Human Resources		State Aid Revenues		Veteran & Senior Citizen Taxes	100,050.00
Elections	1,781.00	Federal Aid Revenues		Total Taxes for Rate Computation	2.72 7,880,019.06
General Administration (other)	268,544.00	State and Local Fiscal Assistance Act Utilized		Special District Taxes	
JUDICIARY		Sale of Acquired Property		Bank Corp. Taxes	3,541.25
Municipal Courts	13,628.00	Other Miscellaneous Revenues		Added and Omitted Taxes	22,278.18
PUBLIC SAFETY		Total		Total Taxes Levied - ABSTRACT	7,805,788.49
Fire Protection	53,132.00	Prior Years Surplus Appropriated		Total Taxes Billed	7,812,941.39
Police Protection	685,252.02	REVENUES TOTAL		1981 TAXES COLLECTED	7,660,146.64
Civil Defense & Disaster Control	100.00	Reserve For Uncollected Taxes		1981 Taxes Cancelled, Abated or Adjusted	8,054.62
Environmental Inspection & Control	27,925.00	CAPITAL OUTLAY TOTAL		Transfer to Tax Title Liens or Foreclosed	44,243.48
Other Public Safety				Balance Outstanding Dec. 31, 1981	100,496.65
PUBLIC WORKS				PRIOR YEARS TAXES OUTSTANDING	
Streets and Drainage	189,112.00	Public Enterprises		Balance January 1, 1981	108,177.19
Sewers and Sewage Processing	763,838.00	Recreation—Culture		Collected in 1981	89,082.31
Garbage and Trash Disposal	237,240.00	Public Works		Cancelled, Abated or Adjusted 1981	
Public Buildings and Grounds	45,538.62	Buildings and Grounds		Transfers to Tax Title Liens or Foreclosed	19,094.88
Other Public Works		Library and Education		Balance December 31, 1981	
HEALTH and WELFARE		Conservation		TAX TITLE LIENS OUTSTANDING	
Health Services Except Environmental	54,947.00	All Other		Balance January 1, 1981	5,300.68
Welfare-Public Assistance	3,600.00	CAPITAL DEBT AUTHORIZED, DECEMBER 31, 1981		Transfer From Taxes	66,582.62
Hospitals, Clinics, First Aid		ISSUED AND UNISSUED GROSS DEBT NET DEBT		Redeemed in 1981	
Animal, Insect, & Rodent Control		School 805,000		Cancelled, Abated or Adjusted (1981)	
Other Welfare Services		Self-liquidating 60,404		Transfers to Foreclosed Property	
RECREATION and CONSERVATION		Other 4,181,019		Balance December 31, 1981	71,883.30
Beaches and Boardwalks		Total 5,046,423		PROPERTY ACQUIRED BY DEED OR FORECLOSURE	
Parks, Playgrounds, Shade Trees	56,912.00	ISSUED AND OUTSTANDING		Balance January 1, 1981	13,610.00
Land Reclamation & Conservation		School 805,000.00		Transfers From Taxes or Liens	
Other Recreational Services	700.00	Self-Liquidating		Sale for Cash (1981)	
EDUCATION (excluding schools)		Other		Cancelled, Abated or Adjusted (1981)	
Libraries	92,000.00	Total		Balance December 31, 1981	13,610.00
Other Educational Services		EQUALIZED VALUATION BASIS		CURRENT FINANCES DECEMBER 31, 1981	
STATUTORY EXPENDITURES		FOR NET DEBT COMPUTATION		ASSETS	
Pensions & F. I. C. A.	153,381.99	REAL PROPERTY VALUATIONS		Cash Dec. 31, 1981	516,167.92
Employee Fringe Benefits	31,490.00	Code Class # of Parcels % VAL'N ASSESSED VALUATION		Taxes Receivable	100,496.65
Other Statutory Expenditures	4,104.00	1 Vacant Land 173 .97 1,817,100.00		Tax Title Liens	71,883.30
CETA And Other Public Employment Programs		2 Residential 3150 85.92 161,037,750.00		Foreclosed Property	13,610.00
MUNICIPAL FUNCTIONS		3 Farm 6 .08 134,900.00		Emergencies & Other Deferred Charges	30,000.00
CAPITAL IMPROVEMENTS		4a Commercial 101 7.53 14,111,650.00		State and Federal Aid Receivable	30,781.57
DEBT SERVICE		4b Industrial 27 5.51 10,336,700.00		Other Receivables	1,528.56
Principal Payments	605,000.00	4c Apartments		Total	764,468.00
Interest Payments	246,304.80	Total 3457 187,438,100.00		LIABILITIES, RESERVES, AND SURPLUS	
DEFERRED CHARGES		Land Area 2.40 Sq. Miles		Cash Liabilities	165,086.38
SCHOOL, COUNTY, SPECIAL DISTRICT TAXES	6,346,721.75	Net Valuation Taxable-Municipal		Reserves for Receivables	187,516.51
RESERVE FOR UNCOLLECTED TAXES	160,279.05	Net Valuation Taxable-County		Surplus Dec. 31, 1981	411,863.11
EXPENDITURES		State Equalized Valuation		Total	764,468.00
TOTAL	10,124,716.23	State Equalization Ratio			

Population 1980 18,952
 Population 1981 19,074
 S & P Rating AAA
 Moody Rating A

General Tax Rate Per \$100.

4.98
 State Equalized Tax Rate
 2.06

WALL TOWNSHIP - MONMOUTH COUNTY**Form of Government:****Township Committee****Number of Members on Governing Body - 5**

PER CAPITA:

Gross Debt 510.55
 Net Debt 129.34
 Debt Service 14.62
 Total Tax Levy 579.78
 Municipal Expenditures 286.02

PER CENT:

Gross Debt 2.18
 Net Debt .55
 Tax Levy Collected 94.88
 Tax Levy Cancelled, Abated
 or Adjusted

EXPENDITURES		REVENUES-REALIZED		1981 PROPERTY TAX	
GENERAL GOVERNMENT				STATE EQUALIZED TAX RATE	
Governing Body & Public Boards		1981 Property Taxes Collected	10,468,149.72	Local District School Taxes	1.36 6,951,174.00
Municipal Clerk		1981 Payments in Lieu of Taxes		Regional & Consolidated School Tax	
Financial Administration	42,285.00	Delinquent Tax & Lien Collections	413,517.81	School Taxes in Municipal Budget	
Assessment of Taxes	77,600.00	Business Personalty Replacement Taxes	199,122.28	County Taxes	.49 2,504,830.20
Collection of Taxes	64,950.00	Taxes from Public Utilities	2,061,334.00	County Library Taxes	.02 91,157.37
Planning, Housing & Development	111,200.00	Other Miscellaneous Tax Revenues		Local Municipal Purpose Taxes	.19 998,474.85
Human Resources	22,203.00	State Aid Revenues	238,377.38	Veteran & Senior Citizen Taxes	
Elections	7,200.00	Federal Aid Revenues		Total Taxes for Rate Computation	2.06 10,726,486.42
General Administration (other)	513,319.00	State and Local Fiscal Assistance Act Utilized	212,595.70	Special District Taxes	
JUDICIARY		Sale of Acquired Property		Bank Corp. Taxes	25,311.37
Municipal Courts	71,925.00	Other Miscellaneous Revenues	779,727.42	Added and Omitted Taxes	184,891.43
PUBLIC SAFETY		Total	14,373,224.31	Total Taxes Levied - ABSTRACT	11,058,787.22
Fire Protection		Prior Years Surplus Appropriated	1,537,000.00	Total Taxes Billed	11,033,475.85
Police Protection	1,424,375.00	REVENUES	15,510,224.31	1981 TAXES COLLECTED	10,468,149.72
Civil Defense & Disaster Control	2,200.00	Reserve For Uncollected Taxes	793,037.49	1981 Taxes Cancelled, Abated or Adjusted	161.59
Environmental Inspection & Control	91,290.08	CAPITAL OUTLAY	TOTAL	Transfer to Tax Title Liens or Foreclosed	45,309.44
Other Public Safety			691,786.68	Balance Outstanding Dec. 31, 1981	519,855.10
PUBLIC WORKS				PRIOR YEARS TAXES OUTSTANDING	
Streets and Drainage	481,294.22	Public Enterprises	513,635.54	Balance January 1, 1981	427,547.69
Sewers and Sewage Processing	408,000.00	Recreation—Culture	175.00	Collected in 1981	375,234.26
Garbage and Trash Disposal	317,520.78	Public Works	173,657.14	Cancelled, Abated or Adjusted 1981	216.54
Public Buildings and Grounds	143,060.00	Buildings and Grounds	4,319.00	Transfers to Tax Title Liens or Foreclosed	27,136.67
Other Public Works		Library and Education		Balance December 31, 1981	24,959.82
HEALTH and WELFARE		Conservation		TAX TITLE LIENS OUTSTANDING	
Health Services Except Environmental	20,050.00	All Other		Balance January 1, 1981	125,732.85
Welfare-Public Assistance	11,862.00	CAPITAL DEBT AUTHORIZED, DECEMBER 31, 1981		Transfer From Taxes	72,446.11
Hospitals, Clinics, First Aid		ISSUED AND UNISSUED	GROSS DEBT	Redeemed in 1981	38,683.55
Animal, Insect, & Rodent Control		School	2,125,500	Cancelled, Abated or Adjusted (1981)	
Other Welfare Services		Self-liquidating	5,145,621	Transfers to Foreclosed Property	
RECREATION and CONSERVATION		Other	2,467,117	Balance December 31, 1981	159,495.41
Beaches and Boardwalks		Total	9,738,239	PROPERTY ACQUIRED BY DEED OR FORECLOSURE	
Parks, Playgrounds, Shode Trees	34,750.00	ISSUED AND OUTSTANDING		Balance January 1, 1981	252,700.00
Land Reclamation & Conservation		School	2,046,000.00	Transfers From Taxes or Liens	
Other Recreational Services	6,540.00	Self-Liquidating	4,337,000.00	Sale for Cash (1981)	13,900.00
EDUCATION (excluding schools)		Other	1,636,000.00	Cancelled, Abated or Adjusted (1981)	
Libraries	33,370.00	Total	8,019,000.00	Balance December 31, 1981	238,800.00
Other Educational Services		EQUALIZED VALUATION BASIS		CURRENT FINANCES DECEMBER 31, 1981	
STATUTORY EXPENDITURES		FOR NET DEBT COMPUTATION	445,966,742	ASSETS	
Pensions & F. I. C. A.	386,070.65	REAL PROPERTY VALUATIONS		Cash Dec. 31, 1981	1,951,066.79
Employee Fringe Benefits	102,860.00	Code Class # of Parcels % VAL'N		Taxes Receivable	544,814.92
Other Statutory Expenditures	9,435.00	1 Vacant Land 1069 7.00	14,685,900.00	Tax Title Liens	159,495.41
CETA And Other Public Employment Programs		2 Residential 5613 66.30	139,072,000.00	Foreclosed Property	238,800.00
MUNICIPAL FUNCTIONS		3 Farm 199 2.07	4,348,300.00	Emergencies & Other Deferred Charges	
CAPITAL IMPROVEMENTS	*MEMO*	4a Commercial 326 15.21	31,908,500.00	State and Federal Aid Receivable	84.66
DEBT SERVICE		4b Industrial 62 6.40	13,432,400.00	Other Receivables	162,527.83
Principal Payments	135,000.00	4c Apartments 6 3.01	6,316,700.00	Total	3,056,789.61
Interest Payments	143,930.00	Total	209,767,800.00	LIABILITIES, RESERVES, AND SURPLUS	
DEFERRED CHARGES		Land Area 31.01 Sq. Miles		Cash Liabilities	770,231.02
SCHOOL, COUNTY, SPECIAL DISTRICT TAXES	9,850,109.57	Net Valuation Taxable-Municipal	211,850,032	Reserves for Receivables	1,105,638.16
RESERVE FOR UNCOLLECTED TAXES	793,037.49	Net Valuation Taxable-County	460,725,330	Surplus Dec. 31, 1981	1,180,920.43
EXPENDITURES	TOTAL	State Equalized Valuation	509,871,629	Total	3,056,789.61
	15,305,709.94	State Equalization Ratio	41.31		

0265
Population 1980 10,741
Population 1981 10,713
S & P Rating
Moody Rating

General Tax Rate Per \$100. 2.51
State Equalized Tax Rate 1.69

WALLINGTON BOROUGH - BERGEN CO.
Form of Government:
Borough Council
Number of Members on Governing Body - 6

PER CAPITA:
Gross Debt 348.77
Net Debt 246.87
Debt Service 15.33
Total Tax Levy 355.10
Municipal Expenditures 196.17
PER CENT:
Gross Debt 1.83
Net Debt 1.29
Tax Levy Collected 97.69
Tax Levy Cancelled, Abated or Adjusted 1.03

EXPENDITURES		REVENUES-REALIZED		1981 PROPERTY TAX	
GENERAL GOVERNMENT		STATE EQUALIZED TAX RATE		Local District School Taxes .93	
Governing Body & Public Boards		1981 Property Taxes Collected	3,715,304.57	Regional & Consolidated School Tax	2,075,472.25
Municipal Clerk		1981 Payments in Lieu of Taxes		School Taxes in Municipal Budget	
Financial Administration	18,650.00	Delinquent Tax & Lien Collections	124,476.52	County Taxes .34	756,030.21
Assessment of Taxes	6,312.00	Business Personalty Replacement Taxes	120,404.60	County Library Taxes	
Collection of Taxes	37,578.40	Taxes from Public Utilities	305,823.00	Local Municipal Purpose Taxes .42	543,342.55
Planning, Housing & Development	15,000.00	Other Miscellaneous Tax Revenues		Veteran & Senior Citizen Taxes	128,600.00
Human Resources		State Aid Revenues	89,141.29	Total Taxes for Rate Computation 1.69	3,903,445.01
Elections	4,218.82	Federal Aid Revenues	21,110.85	Special District Taxes	
General Administration (other)	206,587.91	State and Local Fiscal Assistance Act Utilized	83,624.05	Bank Corp. Taxes	10,517.46
JUDICIARY		Sale of Acquired Property		Added and Omitted Taxes	18,847.01
Municipal Courts	12,895.00	Other Miscellaneous Revenues	144,606.41	Total Taxes Levied - ABSTRACT	3,804,209.48
PUBLIC SAFETY		Total	4,604,453.69	Total Taxes Billed	3,802,991.05
Fire Protection	57,080.00	Prior Years Surplus Appropriated	206,000.00	1981 TAXES COLLECTED	3,715,304.57
Police Protection	471,311.06	REVENUES TOTAL	4,810,453.69	1981 Taxes Cancelled, Abated or Adjusted	38,986.65
Civil Defense & Disaster Control	55.00	Reserve For Uncollected Taxes	308,303.60	Transfer to Tax Title Liens or Foreclosed	17,264.56
Environmental Inspection & Control	10,958.00	CAPITAL OUTLAY TOTAL	303,755.65	Balance Outstanding Dec. 31, 1981	31,434.87
Other Public Safety				PRIOR YEARS TAXES OUTSTANDING	
PUBLIC WORKS				Balance January 1, 1981	129,945.16
Streets and Drainage	173,645.25	Public Enterprises	74,962.49	Collected in 1981	92,355.38
Sewers and Sewage Processing	106,625.86	Recreation—Culture		Cancelled, Abated or Adjusted 1981	
Garbage and Trash Disposal	113,664.00	Public Works	157,269.25	Transfers to Tax Title Liens or Foreclosed	37,589.78
Public Buildings and Grounds	51,524.15	Buildings and Grounds	26,978.72	Balance December 31, 1981	
Other Public Works		Library and Education	44,585.19	TAX TITLE LIENS OUTSTANDING	
HEALTH and WELFARE		Conservation		Balance January 1, 1981	105,876.34
Health Services Except Environmental	27,796.43	All Other		Transfer From Taxes	54,854.74
Welfare-Public Assistance	8,552.00	CAPITAL DEBT AUTHORIZED, DECEMBER 31, 1981		Redeemed in 1981	32,121.54
Hospitals, Clinics, First Aid		ISSUED AND UNISSUED		Cancelled, Abated or Adjusted (1981)	
Animal, Insect, & Rodent Control		School	1,087,000	Transfers to Foreclosed Property	
Other Welfare Services		Self-liquidating	475,977	Balance December 31, 1981	128,609.54
RECREATION and CONSERVATION		Other	2,173,441	PROPERTY ACQUIRED BY DEED OR FORECLOSURE	
Beaches and Boardwalks		Total	3,736,419	Balance January 1, 1981	13,950.00
Parks, Playgrounds, Shade Trees	647.95	ISSUED AND OUTSTANDING		Transfers From Taxes or Liens	
Land Reclamation & Conservation		School	1,087,000.00	Sale for Cash (1981)	
Other Recreational Services	19,000.00	Self-Liquidating	272,550.00	Cancelled, Abated or Adjusted (1981)	
EDUCATION (excluding schools)		Other	1,136,450.00	Balance December 31, 1981	13,950.00
Libraries	58,060.00	Total	2,496,000.00	CURRENT FINANCES DECEMBER 31, 1981	
Other Educational Services		EQUALIZED VALUATION BASIS		ASSETS	
STATUTORY EXPENDITURES		FOR NET DEBT COMPUTATION	204,710,465	Cash Dec. 31, 1981	422,710.77
Pensions & F. I. C. A.	117,854.00	REAL PROPERTY VALUATIONS		Taxes Receivable	31,434.87
Employee Fringe Benefits	37,232.34	Code Class # of Parcels % VAL'N		Tax Title Liens	128,609.54
Other Statutory Expenditures	33,125.85	1 Vacant Land 77 1.19	1,785,500.00	Foreclosed Property	13,950.00
CETA And Other Public Employment Programs	10,000.00	2 Residential 2029 64.00	96,071,850.00	Emergencies & Other Deferred Charges	55,700.00
MUNICIPAL FUNCTIONS		3 Farm		State and Federal Aid Receivable	402.41
CAPITAL IMPROVEMENTS *MEMO*	25,294.00	4a Commercial 181 11.83	17,755,450.00	Other Receivables	24,102.44
DEBT SERVICE		4b Industrial 38 11.10	16,658,465.00	Total	676,910.03
Principal Payments	89,100.00	4c Apartments 27 11.89	17,844,100.00	LIABILITIES, RESERVES, AND SURPLUS	
Interest Payments	75,131.38	Total 2352	150,115,365.00	Cash Liabilities	157,813.45
DEFERRED CHARGES		Land Area 1.00 Sq. Miles		Reserves for Receivables	198,096.85
SCHOOL, COUNTY, SPECIAL DISTRICT TAXES	30,620.35	Net Valuation Taxable-Municipal	150,762,710	Surplus Dec. 31, 1981	320,999.73
SCHOOL, COUNTY, SPECIAL DISTRICT TAXES	2,831,502.46	Net Valuation Taxable-County	214,315,312	Total	676,910.03
RESERVE FOR UNCOLLECTED TAXES	308,303.60	State Equalized Valuation	223,305,175		
EXPENDITURES		State Equalization Ratio	67.48		
TOTAL	4,933,031.81				

1923

Population 1980 150
 Population 1981 151
 S & P Rating
 Moody Rating

General Tax Rate Per \$100.

1.47
 State Equalized Tax Rate
 .69

WALPACK TOWNSHIP - SUSSEX COUNTY

Form of Government:

Township Committee

Number of Members on Governing Body - 3

PER CAPITA:

Grass Debt 123.54
 Net Debt
 Debt Service
 Total Tax Levy 57.88
 Municipal Expenditures 743.11

PER CENT.

Grass Debt 1.58
 Net Debt
 Tax Levy Collected 92.47
 Tax Levy Cancelled, Abated
 or Adjusted

EXPENDITURES		REVENUES-REALIZED		1981 PROPERTY TAX	
GENERAL GOVERNMENT				STATE EQUALIZED TAX RATE	
Governing Body & Public Boards		1981 Property Taxes Collected	8,081.66	Local District School Taxes	
Municipal Clerk		1981 Payments in Lieu of Taxes		Regional & Consolidated School Tax	
Financial Administration	5,100.00	Delinquent Tax & Lien Collections	1,508.34	School Taxes in Municipal Budget	
Assessment of Taxes	2,600.00	Business Personalty Replacement Taxes	2,850.72	County Taxes	.66 *
Collection of Taxes	3,600.00	Taxes from Public Utilities	51,641.00	County Library Taxes	.04
Planning, Housing & Development		Other Miscellaneous Tax Revenues		Local Municipal Purpose Taxes	
Human Resources		State Aid Revenues	2,629.15	Veteran & Senior Citizen Taxes	
Elections		Federal Aid Revenues		Total Taxes for Rate Computation	.70
General Administration (other)	23,289.50	State and Local Fiscal Assistance Act Utilized	5,729.00	Special District Taxes	
JUDICIARY		Sale of Acquired Property		Bank Corp. Taxes	
Municipal Courts		Other Miscellaneous Revenues	144,819.52	Added and Omitted Taxes	
PUBLIC SAFETY		Total	217,259.39	Total Taxes Levied - ABSTRACT	8,740.01
Fire Protection		Prior Years Surplus Appropriated	70,000.00	Total Taxes Billed	8,740.01
Police Protection	400.00	REVENUES TOTAL	287,259.39	1981 TAXES COLLECTED	8,081.66
Civil Defense & Disaster Control		Reserve For Uncollected Taxes	3,550.32	1981 Taxes Cancelled, Abated or Adjusted	
Environmental Inspection & Control				Transfer to Tax Title Liens or Foreclosed	
Other Public Safety		CAPITAL OUTLAY TOTAL		Balance Outstanding Dec. 31, 1981	658.35
PUBLIC WORKS				PRIOR YEARS TAXES OUTSTANDING	
Streets and Drainage	23,139.50	Public Enterprises		Balance January 1, 1981	8,354.35
Sewers and Sewage Processing		Recreation—Culture		Collected in 1981	1,508.34
Garbage and Trash Disposal		Public Works		Cancelled, Abated or Adjusted 1981	
Public Buildings and Grounds	4,100.00	Buildings and Grounds		Transfers to Tax Title Liens or Foreclosed	
Other Public Works		Library and Education		Balance December 31, 1981	0,846.01
HEALTH and WELFARE		Conservation		TAX TITLE LIENS OUTSTANDING	
Health Services Except Environmental	266.72	All Other		Balance January 1, 1981	1,517.88
Welfare-Public Assistance	350.00	CAPITAL DEBT AUTHORIZED, DECEMBER 31, 1981		Transfer From Taxes	
Hospitals, Clinics, First Aid		ISSUED AND UNISSUED GROSS DEBT NET DEBT		Redeemed in 1981	
Animal, Insect, & Radent Control	233.28	School 18,653		Cancelled, Abated or Adjusted (1981)	
Other Welfare Services		Self-liquidating		Transfers to Foreclosed Property	
RECREATION and CONSERVATION		Other		Balance December 31, 1981	1,517.88
Beaches and Boardwalks		Total 18,653		PROPERTY ACQUIRED BY DEED OR	
Parks, Playgrounds, Shade Trees		ISSUED AND OUTSTANDING		FORECLOSURE	
Land Reclamation & Conservation		School 18,653.81		Balance January 1, 1981	3,080.00
Other Recreational Services		Self-Liquidating		Transfers From Taxes or Liens	
EDUCATION (excluding schools)		Other		Sale for Cash (1981)	
Libraries		Total 18,653.81		Cancelled, Abated or Adjusted (1981)	
Other Educational Services	40,000.00	EQUALIZED VALUATION BASIS		Balance December 31, 1981	3,080.00
STATUTORY EXPENDITURES		FOR NET DEBT COMPUTATION	1,161,330	CURRENT FINANCES DECEMBER 31, 1981	
Pensions & F. I. C. A.	5,000.00	REAL PROPERTY VALUATIONS		ASSETS	
Employee Fringe Benefits		Code Class # of Parcels % VAL'N		Cash Dec. 31, 1981	717,422.79
Other Statutory Expenditures	250.00	1 Vacant Land 29 7.24	38,940.00	Taxes Receivable	7,504.36
CETA And Other Public Employment Programs		2 Residential 26 40.58	218,380.00	Tax Title Liens	1,517.88
MUNICIPAL FUNCTIONS TOTAL	108,329.00	3 Farm 3 23.48	126,350.00	Foreclosed Property	3,080.00
CAPITAL IMPROVEMENTS *MEMO*		4a Commercial 2 28.70	154,470.00	Emergencies & Other Deferred Charges	1.00
DEBT SERVICE		4b Industrial		State and Federal Aid Receivable	
Principal Payments		4c Apartments		Other Receivables	
Interest Payments		Total 60	538,140.00	Total	729,526.03
DEFERRED CHARGES	329.55	Land Area 24.10 Sq. Miles		LIABILITIES, RESERVES, AND SURPLUS	
SCHOOL, COUNTY, SPECIAL DISTRICT TAXES	8,740.01	Net Valuation Taxable-Municipal	595,206	Cash Liabilities	114,761.08
RESERVE FOR UNCOLLECTED TAXES	3,550.32	Net Valuation Taxable-County	1,505,676	Reserves for Receivables	12,102.24
EXPENDITURES TOTAL	120,948.88	State Equalized Valuation	1,196,710	Surplus Dec. 31, 1981	602,662.71
		State Equalization Ratio	47.22	Total	729,526.03

1013

Population 1980 10,025
 Population 1981 10,074
 S & P Rating
 Moody Rating A

General Tax Rate Per \$100. 0.09
 State Equalized Tax Rate 2.55

WANAQUE BOROUGH - PASSAIC COUNTY
Form of Government:
Borough Council
Number of Members on Governing Body - 6

PER CAPITA:
 Gross Debt 653.05
 Net Debt 156.49
 Debt Service 15.03
 Total Tax Levy 491.98
 Municipal Expenditures 206.60

PER CENT:
 Gross Debt 3.79
 Net Debt .91
 Tax Levy Collected 96.50
 Tax Levy Cancelled, Abated or Adjusted .01

EXPENDITURES		REVENUES-REALIZED		1981 PROPERTY TAX	
GENERAL GOVERNMENT				STATE EQUALIZED TAX RATE	
Governing Body & Public Boards		1981 Property Taxes Collected	4,778,709.92	Local District School Taxes .93	1,805,271.00
Municipal Clerk		1981 Payments in Lieu of Taxes		Regional & Consolidated School Tax .56	1,093,406.77
Financial Administration	55,610.00	Delinquent Tax & Lien Collections	97,123.82	School Taxes in Municipal Budget	
Assessment of Taxes	6,620.00	Business Personalty Replacement Taxes	114,261.16	County Taxes .61	1,191,588.66
Collection of Taxes	23,801.00	Taxes from Public Utilities	352,162.00	County Library Taxes	
Planning, Housing & Development	12,505.00	Other Miscellaneous Tax Revenues		Local Municipal Purpose Taxes .44	847,350.00
Human Resources	1,250.00	State Aid Revenues	83,136.58	Veteran & Senior Citizen Taxes	94,700.00
Elections	6,488.11	Federal Aid Revenues	26,841.55	Total Taxes for Rate Computation 2.54	5,032,316.43
General Administration (other)	235,922.89	State and Local Fiscal Assistance Act Utilized	104,584.79	Special District Taxes	
JUDICIARY		Sale of Acquired Property		Bank Corp. Taxes	4,595.77
Municipal Courts	13,825.00	Other Miscellaneous Revenues	349,563.30	Added and Omitted Taxes	14,042.28
PUBLIC SAFETY		Total	5,906,383.12	Total Taxes Levied - ABSTRACT	4,950,254.48
Fire Protection	37,600.00	Prior Years Surplus Appropriated	205,000.00	Total Taxes Billed	4,951,809.15
Police Protection	513,138.00	REVENUES TOTAL	6,111,383.12	1981 TAXES COLLECTED	4,778,709.92
Civil Defense & Disaster Control	2,100.00	Reserve For Uncollected Taxes	192,371.83	1981 Taxes Cancelled, Abated or Adjusted	700.35
Environmental Inspection & Control	16,055.00	CAPITAL OUTLAY TOTAL	376,877.98	Transfer to Tax Title Liens or Foreclosed Balance Outstanding Dec. 31, 1981	172,458.88
Other Public Safety				PRIOR YEARS TAXES OUTSTANDING	
PUBLIC WORKS				Balance January 1, 1981	220,165.10
Streets and Drainage	108,180.00	Public Enterprises	31,254.00	Collected in 1981	95,195.12
Sewers and Sewage Processing		Recreation—Culture		Cancelled, Abated or Adjusted 1981	14,832.85
Garbage and Trash Disposal	193,075.00	Public Works	342,668.39	Transfers to Tax Title Liens or Foreclosed	
Public Buildings and Grounds	32,175.00	Buildings and Grounds	2,955.59	Balance December 31, 1981	110,137.13
Other Public Works		Library and Education		TAX TITLE LIENS OUTSTANDING	
HEALTH and WELFARE		Conservation		Balance January 1, 1981	50,749.36
Health Services Except Environmental	44,423.21	All Other		Transfer From Taxes	
Welfare-Public Assistance	2,690.00	CAPITAL DEBT AUTHORIZED, DECEMBER 31, 1981		Redeemed in 1981	1,928.70
Hospitals, Clinics, First Aid		ISSUED AND UNISSUED		Cancelled, Abated or Adjusted (1981)	
Animal, Insect, & Rodent Control	1,581.80	School	4,073,132	Transfers to Foreclosed Property	
Other Welfare Services		Self-liquidating	855,000	Balance December 31, 1981	48,820.66
RECREATION and CONSERVATION		Other	1,650,690	PROPERTY ACQUIRED BY DEED OR FORECLOSURE	
Beaches and Boardwalks		Total	6,578,822	Balance January 1, 1981	498,860.00
Parks, Playgrounds, Shade Trees	19,424.30	ISSUED AND OUTSTANDING		Transfers From Taxes or Liens	
Land Reclamation & Conservation		School	4,073,132.91	Sale for Cash (1981)	
Other Recreational Services	1,100.00	Self-liquidating	800,000.00	Cancelled, Abated or Adjusted (1981)	30,000.00
EDUCATION (excluding schools)		Other	1,185,000.00	Balance December 31, 1981	468,860.00
Libraries	84,500.00	Total	6,058,132.91	CURRENT FINANCES DECEMBER 31, 1981	
Other Educational Services		EQUALIZED VALUATION BASIS FOR NET DEBT COMPUTATION	173,551,203	ASSETS	
STATUTORY EXPENDITURES		REAL PROPERTY VALUATIONS		Cash Dec. 31, 1981	1,023,388.69
Pensions & F. I. C. A.	98,429.00	Code Class # of Parcels % VAL'N		Taxes Receivable	282,596.01
Employee Fringe Benefits	37,600.00	1 Vacant Land 263 6.83		Tax Title Liens	48,820.66
Other Statutory Expenditures	6,000.00	2 Residential 2582 79.08		Foreclosed Property	468,860.00
CETA and Other Public Employment Programs	30,952.00	3 Farm		Emergencies & Other Deferred Charges	61,175.81
MUNICIPAL FUNCTIONS TOTAL	1,647,051.31	4a Commercial 107 7.95		State and Federal Aid Receivable	3,642.46
CAPITAL IMPROVEMENTS *MEMO*	10,000.00	4b Industrial 22 5.56		Other Receivables	66,925.78
DEBT SERVICE		4c Apartments 6 .58		Total	1,955,409.41
Principal Payments	50,000.00	Total 2980	80,446,500.00	LIABILITIES, RESERVES, AND SURPLUS	
Interest Payments	101,416.22	Land Area 8.30 Sq. Miles		Cash Liabilities	843,388.36
DEFERRED CHARGES	90,436.98	Net Valuation Taxable-Municipal	81,080,500	Reserves for Receivables	867,202.45
SCHOOL, COUNTY, SPECIAL DISTRICT TAXES	4,090,266.43	Net Valuation Taxable-County	180,295,300	Surplus Dec. 31, 1981	244,818.60
RESERVE FOR UNCOLLECTED TAXES	192,371.83	State Equalized Valuation	192,998,102	Total	1,955,409.41
EXPENDITURES TOTAL	6,171,542.77	State Equalization Ratio	41.82		

1924

Population 1980 7,268
 Population 1981 7,457
 S & P Rating
 Moody Rating BAA-1

General Tax Rate Per \$100.

5.49

State Equalized Tax Rate

2.40

WANTAGE TOWNSHIP - SUSSEX COUNTY**Form of Government:****Township Committee****Number of Members on Governing Body - 3****PER CAPITA:**

Gross Debt 829.67
 Net Debt 333.00
 Debt Service 22.43
 Total Tax Levy 593.72
 Municipal Expenditures 196.39

PER CENT.

Gross Debt 4.01
 Net Debt 1.61
 Tax Levy Collected 91.51
 Tax Levy Cancelled, Abated or Adjusted

EXPENDITURES		REVENUES-REALIZED		1981 PROPERTY TAX	
GENERAL GOVERNMENT				STATE EQUALIZED TAX RATE →	
Governing Body & Public Boards		1981 Property Taxes Collected		Local District School Taxes	
Municipal Clerk		1981 Payments in Lieu of Taxes		Regional & Consolidated School Tax 1.71	3,141,374.42
Financial Administration	20,810.00	Delinquent Tax & Lien Collections		School Taxes in Municipal Budget	
Assessment of Taxes	42,863.23	Business Personalty Replacement Taxes		County Taxes .56	* 1,026,073.72
Collection of Taxes	45,740.44	Taxes from Public Utilities		County Library Taxes .03	54,648.71
Planning, Housing & Development	5,800.00	Other Miscellaneous Tax Revenues		Local Municipal Purpose Taxes .09	169,254.00
Human Resources		State Aid Revenues		Veteran & Senior Citizen Taxes	56,550.00
Elections	1,385.85	Federal Aid Revenues		Total Taxes for Rate Computation 2.39	4,447,900.65
General Administration (other)	157,216.51	State and Local Fiscal Assistance Act Utilized		Special District Taxes	
JUDICIARY		Sale of Acquired Property		Bank Corp. Taxes	1,377.25
Municipal Courts	16,680.00	Other Miscellaneous Revenues		Added and Omitted Taxes	34,655.98
PUBLIC SAFETY		Total		Total Taxes Levied - ABSTRACT	4,427,384.08
Fire Protection	47,640.00	Prior Years Surplus Appropriated		Total Taxes Billed	4,426,006.86
Police Protection	7,500.00	REVENUES TOTAL		1981 TAXES COLLECTED	4,050,432.95
Civil Defense & Disaster Control		Reserve For Uncollected Taxes		1981 Taxes Cancelled, Abated or Adjusted	
Environmental Inspection & Control	16,899.52	CAPITAL OUTLAY TOTAL		Transfer to Tax Title Liens or Foreclosed	
Other Public Safety				Balance Outstanding Dec. 31, 1981	375,573.91
PUBLIC WORKS		Public Enterprises		PRIOR YEARS TAXES OUTSTANDING	
Streets and Drainage	280,350.25	Recreation—Culture		Balance January 1, 1981	300,762.20
Sewers and Sewage Processing		Public Works		Collected in 1981	261,166.88
Garbage and Trash Disposal	28,570.25	Buildings and Grounds		Cancelled, Abated or Adjusted 1981	
Public Buildings and Grounds		Library and Education		Transfers to Tax Title Liens or Foreclosed	
Other Public Works		Conservation		Balance December 31, 1981	39,595.32
HEALTH and WELFARE		All Other		TAX TITLE LIENS OUTSTANDING	
Health Services Except Environmental	42,160.42	CAPITAL DEBT AUTHORIZED, DECEMBER 31, 1981		Balance January 1, 1981	309,077.25
Welfare-Public Assistance	6,550.00	ISSUED AND UNISSUED GROSS DEBT NET DEBT		Transfer From Taxes	
Hospitals, Clinics, First Aid		School 3,703,663		Redeemed in 1981	45,773.80
Animal, Insect, & Rodent Control	6,547.50	Self-liquidating 2,483,150		Cancelled, Abated or Adjusted (1981)	
Other Welfare Services		Other 6,186,813		Transfers to Foreclosed Property	
RECREATION and CONSERVATION		Total 2,483,150		Balance December 31, 1981	263,303.45
Beaches and Boardwalks		ISSUED AND OUTSTANDING		PROPERTY ACQUIRED BY DEED OR FORECLOSURE	
Parks, Playgrounds, Shade Trees		School 2,454,467.32		Balance January 1, 1981	
Land Reclamation & Conservation	7,250.00	Self-liquidating 1,900,000.00		Transfers From Taxes or Liens	
Other Recreational Services		Other 4,354,467.32		Sale for Cash (1981)	
EDUCATION (excluding schools)		Total 4,354,467.32		Cancelled, Abated or Adjusted (1981)	
Libraries	3,500.00	EQUALIZED VALUATION BASIS		Balance December 31, 1981	
Other Educational Services		FOR NET DEBT COMPUTATION		CURRENT FINANCES DECEMBER 31, 1981	
STATUTORY EXPENDITURES		REAL PROPERTY VALUATIONS		ASSETS	
Pensions & F. I. C. A.	46,200.00	Code Class # of Parcels % VAL'N ASSESSED VALUATION		Cash Dec. 31, 1981	615,543.96
Employee Fringe Benefits	25,385.03	1 Vacant Land 1314 7.87		Taxes Receivable	415,169.23
Other Statutory Expenditures	4,600.00	2 Residential 1889 59.40		Tax Title Liens	263,303.45
CETA And Other Public Employment Programs		3 Farm 1179 19.54		Foreclosed Property	
MUNICIPAL FUNCTIONS		4a Commercial 105 11.67		Emergencies & Other Deferred Charges	88,100.00
CAPITAL IMPROVEMENTS		4b Industrial 2 .19		State and Federal Aid Receivable	474.87
DEBT SERVICE		4c Apartments 3 1.33		Other Receivables	164,493.13
Principal Payments	167,279.00	Total 4492 72,927,835.00		Total	1,547,084.64
Interest Payments		Land Area 68.15 Sq. Miles		LIABILITIES, RESERVES, AND SURPLUS	
DEFERRED CHARGES		Net Valuation Taxable-Municipal		Cash Liabilities	93,080.28
SCHOOL, COUNTY, SPECIAL DISTRICT TAXES		Net Valuation Taxable-County		Reserves for Receivables	842,965.81
RESERVE FOR UNCOLLECTED TAXES		State Equalized Valuation		Surplus Dec. 31, 1981	611,038.55
EXPENDITURES		State Equalization Ratio		Total	1,547,084.64
TOTAL					

1820

Population 1980 9,805
 Population 1981 9,862
 S & P Rating
 Moody Rating

General Tax Rate Per \$100. 1.93
 State Equalized Tax Rate 2.10

WARREN TOWNSHIP – SOMERSET COUNTY
Form of Government:
Township Committee
Number of Members on Governing Body – 5

PER CAPITA:

Gross Debt 589.07
 Net Debt 191.57
 Debt Service 28.15
 Total Tax Levy 1,062.27
 Municipal Expenditures 291.44

PER CENT:

Gross Debt 1.67
 Net Debt .54
 Tax Levy Collected 94.91
 Tax Levy Cancelled, Abated or Adjusted .74

EXPENDITURES		REVENUES-REALIZED		1981 PROPERTY TAX	
GENERAL GOVERNMENT		STATE EQUALIZED TAX RATE		STATE EQUALIZED TAX RATE	
Governing Body & Public Boards		1981 Property Taxes Collected	8,017,112.77	Local District School Taxes .83	3,304,460.23
Municipal Clerk		1981 Payments in Lieu of Taxes		Regional & Consolidated School Tax .51	2,036,391.07
Financial Administration	27,298.00	Delinquent Tax & Lien Collections	326,054.81	School Taxes in Municipal Budget	
Assessment of Taxes	25,501.00	Business Personalty Replacement Taxes	130,156.20	County Taxes .41	1,660,394.38
Collection of Taxes	46,309.00	Taxes from Public Utilities	692,189.00	County Library Taxes .03	110,300.38
Planning, Housing & Development	47,423.71	Other Miscellaneous Tax Revenues		Local Municipal Purpose Taxes .32	1,261,805.94
Human Resources		State Aid Revenues	70,528.30	Veteran & Senior Citizen Taxes	60,200.00
Elections	1,350.00	Federal Aid Revenues		Total Taxes for Rate Computation 2.10	8,433,552.00
General Administration (other)	416,701.68	State and Local Fiscal Assistance Act Utilized	71,406.14	Special District Taxes	
JUDICIARY		Sale of Acquired Property		Bank Corp. Taxes	7,538.74
Municipal Courts	30,508.50	Other Miscellaneous Revenues	570,644.04	Added and Omitted Taxes	58,795.22
PUBLIC SAFETY		Total	9,878,051.26	Total Taxes Levied - ABSTRACT	10,476,077.03
Fire Protection	142,118.89	Prior Years Surplus Appropriated	160,000.00	Total Taxes Billed	8,446,817.34
Police Protection	468,001.14	REVENUES TOTAL	10,036,051.26	1981 TAXES COLLECTED	8,017,112.77
Civil Defense & Disaster Control	500.00	Reserve For Uncollected Taxes	493,750.50	1981 Taxes Cancelled, Abated or Adjusted	62,226.80
Environmental Inspection & Control	36,363.00	CAPITAL OUTLAY TOTAL	443,063.64	Transfer to Tax Title Liens or Foreclosed	27,855.87
Other Public Safety				Balance Outstanding Dec. 31, 1981	339,621.90
PUBLIC WORKS				PRIOR YEARS TAXES OUTSTANDING	
Streets and Drainage	372,536.18	Public Enterprises		Balance January 1, 1981	305,270.59
Sewers and Sewage Processing	29,686.51	Recreation—Culture		Collected in 1981	249,211.31
Garbage and Trash Disposal		Public Works	443,063.64	Cancelled, Abated or Adjusted 1981	
Public Buildings and Grounds	95,269.00	Buildings and Grounds		Transfers to Tax Title Liens or Foreclosed	2,949.84
Other Public Works		Library and Education		Balance December 31, 1981	53,109.44
HEALTH and WELFARE		Conservation		TAX TITLE LIENS OUTSTANDING	
Health Services Except Environmental	38,126.00	All Other		Balance January 1, 1981	157,480.76
Welfare-Public Assistance	3,750.00	CAPITAL DEBT AUTHORIZED, DECEMBER 31, 1981		Transfer From Taxes	31,235.52
Hospitals, Clinics, First Aid		ISSUED AND UNISSUED		Redeemed in 1981	76,843.50
Animal, Insect, & Rodent Control		GROSS DEBT		Cancelled, Abated or Adjusted (1981)	
Other Welfare Services		School	3,450,479	Transfers to Foreclosed Property	
RECREATION and CONSERVATION		Self-liquidating		Balance December 31, 1981	151,873.18
Beaches and Boardwalks		Other	2,358,908	PROPERTY ACQUIRED BY DEED OR FORECLOSURE	
Parks, Playgrounds, Shade Trees		Total	5,809,387	Balance January 1, 1981	218,450.00
Land Reclamation & Conservation	2,275.00	ISSUED AND OUTSTANDING		Transfers From Taxes or Liens	
Other Recreational Services	17,805.00	School	3,450,479.25	Sale for Cash (1981)	
EDUCATION (excluding schools)		Self-liquidating		Cancelled, Abated or Adjusted (1981)	
Libraries	1,500.00	Other	2,285,250.00	Balance December 31, 1981	218,450.00
Other Educational Services	17,125.00	Total	5,735,729.25	CURRENT FINANCES DECEMBER 31, 1981	
STATUTORY EXPENDITURES		EQUALIZED VALUATION BASIS FOR NET DEBT COMPUTATION	347,740,505	ASSETS	
Pensions & F. I. C. A.	147,580.02	REAL PROPERTY VALUATIONS		Cash Dec. 31, 1981	1,184,446.18
Employee Fringe Benefits	50,000.00	Code Class # of Parcels % VAL'N		Taxes Receivable	392,731.34
Other Statutory Expenditures	10,600.00	1 Vacant Land 734 4.82	20,880,160.00	Tax Title Liens	151,873.18
CETA and Other Public Employment Programs		2 Residential 2848 82.85	356,712,200.00	Foreclosed Property	218,450.00
MUNICIPAL FUNCTIONS		3 Farm 150 2.12	9,173,160.00	Emergencies & Other Deferred Charges	57,016.34
CAPITAL IMPROVEMENTS		4a Commercial 75 5.09	22,033,315.00	State and Federal Aid Receivable	
DEBT SERVICE		4b Industrial 14 5.12	22,148,700.00	Other Receivables	64,860.37
Principal Payments	147,712.00	4c Apartments		Total	2,069,377.41
Interest Payments	129,914.00	Total 3821	432,547,415.00	LIABILITIES, RESERVES, AND SURPLUS	
DEFERRED CHARGES		Land Area 19.60 Sq. Miles		Cash Liabilities	661,182.27
SCHOOL, COUNTY, SPECIAL DISTRICT TAXES	7,111,546.06	Net Valuation Taxable-Municipal	434,611,264	Reserves for Receivables	827,914.89
RESERVE FOR UNCOLLECTED TAXES	493,790.50	Net Valuation Taxable-County	359,934,794	Surplus Dec. 31, 1981	580,280.25
EXPENDITURES	9,985,717.03	State Equalized Valuation	400,473,185	Total	2,069,377.41
		State Equalization Ratio	108.56		

2121

Population 1980 **6,429**
 Population 1981 **6,478**
 S & P Rating
 Moody Rating **BAA**

General Tax Rate Per \$100. **3.01**
 State Equalized Tax Rate **2.50**

WASHINGTON BOROUGH - WARREN CO.
Form of Government:
Council-Manager Plan E (OMCL 50)
Number of Members on Governing Body - 7

PER CAPITA:
 Gross Debt **367.95**
 Net Debt **221.81**
 Debt Service **27.95**
 Total Tax Levy **458.31**
 Municipal Expenditures **261.28**

PER CENT:
 Gross Debt **2.27**
 Net Debt **1.37**
 Tax Levy Collected **94.28**
 Tax Levy Cancelled, Abated or Adjusted **4.9**

EXPENDITURES		REVENUES-REALIZED		1981 PROPERTY TAX	
GENERAL GOVERNMENT				STATE EQUALIZED TAX RATE →	
Governing Body & Public Boards		1981 Property Taxes Collected	2,787,984.51	Local District School Taxes	.74 880,993.00
Municipal Clerk		1981 Payments in Lieu of Taxes		Regional & Consolidated School Tax	.75 890,083.61
Financial Administration	8,731.76	Delinquent Tax & Lien Collections	127,158.97	School Taxes in Municipal Budget	
Assessment of Taxes	9,725.25	Business Personalty Replacement Taxes	121,519.44	County Taxes	.52 * 620,404.54
Collection of Taxes	17,777.67	Taxes from Public Utilities	283,366.00	County Library Taxes	
Planning, Housing & Development	9,501.33	Other Miscellaneous Tax Revenues		Local Municipal Purpose Taxes	.47 560,345.98
Human Resources		State Aid Revenues	91,397.10	Veteran & Senior Citizen Taxes	66,500.00
Elections	2,410.00	Federal Aid Revenues		Total Taxes for Rate Computation	2.48 3,018,327.13
General Administration (other)	189,246.26	State and Local Fiscal Assistance Act Utilized	92,003.48	Special District Taxes	
JUDICIARY		Sale of Acquired Property		Bank Corp. Taxes	13,467.02
Municipal Courts	27,532.91	Other Miscellaneous Revenues	437,712.97	Added and Omitted Taxes	3,631.52
PUBLIC SAFETY		Total	3,941,142.47	Total Taxes Levied - ABSTRACT	2,968,925.67
Fire Protection	36,627.97	Prior Years Surplus Appropriated	450,000.00	Total Taxes Billed	2,957,082.17
Police Protection	303,345.46	REVENUES TOTAL	4,391,142.47	1981 TAXES COLLECTED	2,787,984.51
Civil Defense & Disaster Control	940.00	Reserve For Uncollected Taxes	288,215.70	1981 Taxes Cancelled, Abated or Adjusted	14,370.61
Environmental Inspection & Control	2,975.00	CAPITAL OUTLAY TOTAL	571,587.02	Transfer to Tax Title Liens or Foreclosed	6,998.86
Other Public Safety		Public Enterprises		Balance Outstanding Dec. 31, 1981	147,728.19
PUBLIC WORKS		Recreation—Culture	411,731.70	PRIOR YEARS TAXES OUTSTANDING	
Streets and Drainage	181,500.14	Public Works	159,855.32	Balance January 1, 1981	144,980.34
Sewers and Sewage Processing	107,344.83	Buildings and Grounds		Collected in 1981	103,489.23
Garbage and Trash Disposal	87,627.50	Library and Education		Cancelled, Abated or Adjusted 1981	7,225.05
Public Buildings and Grounds	35,533.05	Conservation		Transfers to Tax Title Liens or Foreclosed	5,797.98
Other Public Works		All Other		Balance December 31, 1981	28,468.08
HEALTH and WELFARE		CAPITAL DEBT AUTHORIZED, DECEMBER 31, 1981		TAX TITLE LIENS OUTSTANDING	
Health Services Except Environmental	119.84	ISSUED AND UNISSUED GROSS DEBT		Balance January 1, 1981	55,914.89
Welfare-Public Assistance	1,461.25	School	642,175	Transfer From Taxes	13,466.58
Hospitals, Clinics, First Aid	253.47	Self-liquidating	1,741,384	Redeemed in 1981	23,669.74
Animal, Insect, & Rodent Control	1,378.00	Other	1,436,884	Cancelled, Abated or Adjusted (1981)	
Other Welfare Services		Total	2,383,560	Transfers to Foreclosed Property	
RECREATION and CONSERVATION		ISSUED AND OUTSTANDING		Balance December 31, 1981	45,711.73
Beaches and Boardwalks		School	460,170.19	PROPERTY ACQUIRED BY DEED OR FORECLOSURE	
Parks, Playgrounds, Shade Trees	26,453.71	Self-Liquidating	880,709.83	Balance January 1, 1981	5,500.00
Land Reclamation & Conservation		Other	1,340,880.02	Transfers From Taxes or Liens	
Other Recreational Services	1,500.00	Total		Sale for Cash (1981)	
EDUCATION (excluding schools)		EQUALIZED VALUATION BASIS		Cancelled, Abated or Adjusted (1981)	
Libraries	48,576.91	FOR NET DEBT COMPUTATION	104,805,719	Balance December 31, 1981	5,500.00
Other Educational Services		REAL PROPERTY VALUATIONS		CURRENT FINANCES DECEMBER 31, 1981	
STATUTORY EXPENDITURES		Code Class # of Parcels % VAL'N		ASSETS	
Pensions & F. I. C. A.	88,923.84	1 Vacant Land 145 1.71	1,627,200.00	Cash Dec. 31, 1981	1,852,795.01
Employee Fringe Benefits	20,125.92	2 Residential 1599 64.58	61,374,900.00	Taxes Receivable	176,196.27
Other Statutory Expenditures	6,000.00	3 Farm 3 .03	30,200.00	Tax Title Liens	45,711.73
CETA And Other Public Employment Programs		4a Commercial 171 18.13	17,227,800.00	Foreclosed Property	5,500.00
MUNICIPAL FUNCTIONS		4b Industrial 15 8.28	7,869,200.00	Emergencies & Other Deferred Charges	18,000.00
CAPITAL IMPROVEMENTS	*MEMU* 117,003.48	4c Apartments 11 7.27	6,907,200.00	State and Federal Aid Receivable	
DEBT SERVICE		Total 1944	95,036,500.00	Other Receivables	7,531.07
Principal Payments	121,222.03	Land Area 1.90 Sq. Miles		Total	2,105,734.08
Interest Payments	59,827.92	Net Valuation Taxable-Municipal	98,121,264	LIABILITIES, RESERVES, AND SURPLUS	
DEFERRED CHARGES		Net Valuation Taxable-County	116,543,099	Cash Liabilities	1,079,616.69
SCHOOL, COUNTY, SPECIAL DISTRICT TAXES		State Equalized Valuation	117,685,338	Reserves for Receivables	234,935.07
RESERVE FOR UNCOLLECTED TAXES		State Equalization Ratio	82.97	Surplus Dec. 31, 1981	751,178.32
EXPENDITURES TOTAL	4,084,061.88			Total	2,105,734.08

0266

Population 1980 9,550
 Population 1981 9,574
 S & P Rating AAA
 Moody Rating BAA-1

General Tax Rate Per \$100.

3.30

State Equalized Tax Rate

2.49

WASHINGTON TOWNSHIP - BERGEN CO.

Form of Government:

Mayor-Council Plan E (OMCL 50)

Number of Members on Governing Body - 5

PER CAPITA:

Gross Debt 1,202.80

Net Debt 987.42

Debt Service 97.14

Total Tax Levy 754.80

Municipal Expenditures 363.33

PER CENT:

Gross Debt 4.46

Net Debt 3.66

Tax Levy Collected 98.32

Tax Levy Cancelled, Abated

or Adjusted .13

EXPENDITURES		REVENUES-REALIZED		1981 PROPERTY TAX	
GENERAL GOVERNMENT		1981 Property Taxes Collected		STATE EQUALIZED TAX RATE	
Governing Body & Public Boards	15,412.08	1981 Payments in Lieu of Taxes		Local District School Taxes	
Municipal Clerk	33,633.27	Delinquent Tax & Lien Collections		Regional & Consolidated School Tax 1.45	
Financial Administration	85,580.00	Business Personalty Replacement Taxes		School Taxes in Municipal Budget	
Assessment of Taxes	1,010.78	Taxes from Public Utilities		County Taxes .32	
Collection of Taxes	15,425.87	Other Miscellaneous Tax Revenues		County Library Taxes	
Planning, Housing & Development	500.00	State Aid Revenues		Local Municipal Purpose Taxes .71	
Human Resources	1,750.00	Federal Aid Revenues		Veteran & Senior Citizen Taxes	
Elections	227,877.00	State and Local Fiscal Assistance Act Utilized		Total Taxes for Rate Computation 2.48	
General Administration (other)	24,039.93	Sale of Acquired Property		Special District Taxes	
JUDICIARY		Other Miscellaneous Revenues		Bank Corp. Taxes	
Municipal Courts	121,066.00	Total		Added and Omitted Taxes	
PUBLIC SAFETY	650,620.00	Prior Years Surplus Appropriated		Total Taxes Levied - ABSTRACT	
Fire Protection	200.00	REVENUES TOTAL		Total Taxes Billed	
Police Protection	21,257.00	Reserve For Uncollected Taxes		1981 TAXES COLLECTED	
Civil Defense & Disaster Control		CAPITAL OUTLAY TOTAL		1981 Taxes Cancelled, Abated or Adjusted	
Environmental Inspection & Control		Public Enterprises		Transfer to Tax Title Liens or Foreclosed	
Other Public Safety		Recreation—Culture		Balance Outstanding Dec. 31, 1981	
PUBLIC WORKS		Public Works		PRIOR YEARS TAXES OUTSTANDING	
Streets and Drainage	34,100.00	Buildings and Grounds		Balance January 1, 1981	
Sewers and Sewage Processing	134,540.00	Library and Education		Collected in 1981	
Garbage and Trash Disposal		Conservation		Cancelled, Abated or Adjusted 1981	
Public Buildings and Grounds		All Other		Transfers to Tax Title Liens or Foreclosed	
Other Public Works	355,054.00	CAPITAL DEBT AUTHORIZED, DECEMBER 31, 1981		Balance December 31, 1981	
HEALTH and WELFARE		ISSUED AND UNISSUED GROSS DEBT NET DEBT		TAX TITLE LIENS OUTSTANDING	
Health Services Except Environmental	96,952.00	School		Balance January 1, 1981	
Welfare-Public Assistance	1,895.00	Self-liquidating		Transfer From Taxes	
Hospitals, Clinics, First Aid	1,400.00	Other		Redeemed in 1981	
Animal, Insect, & Rodent Control	37,943.96	Total		Cancelled, Abated or Adjusted (1981)	
Other Welfare Services		ISSUED AND OUTSTANDING		Transfers to Foreclosed Property	
RECREATION and CONSERVATION		School		Balance December 31, 1981	
Beaches and Boardwalks	310.00	Self-Liquidating		PROPERTY ACQUIRED BY DEED OR	
Parks, Playgrounds, Shade Trees		Other		FORECLOSURE	
Land Reclamation & Conservation	45,943.00	Total		Balance January 1, 1981	
Other Recreational Services		EQUALIZED VALUATION BASIS		Transfers From Taxes or Liens	
EDUCATION (excluding schools)		FOR NET DEBT COMPUTATION		Sale for Cash (1981)	
Libraries	187,630.21	REAL PROPERTY VALUATIONS		Cancelled, Abated or Adjusted (1981)	
Other Educational Services		Code Class # of Parcels % VAL'N		Balance December 31, 1981	
STATUTORY EXPENDITURES		ASSESSED VALUATION		CURRENT FINANCES DECEMBER 31, 1981	
Pensions & F. I. C. A.	145,654.00	1 Vacant Land 173 2.01 4,379,400.00		ASSETS	
Employee Fringe Benefits	44,500.00	2 Residential 2854 94.68 206,270,910.00		Cash Dec. 31, 1981	
Other Statutory Expenditures	8,000.00	3 Farm 3 .09 197,400.00		Taxes Receivable	
CETA And Other Public Employment Programs	2,296,294.10	4a Commercial 18 3.22 7,018,600.00		Tax Title Liens	
MUNICIPAL FUNCTIONS TOTAL		4b Industrial		Foreclosed Property	
CAPITAL IMPROVEMENTS *MEMO*		4c Apartments		Emergencies & Other Deferred Charges	
DEBT SERVICE		Total 3048 217,866,310.00		State and Federal Aid Receivable	
Principal Payments	375,883.79	Land Area 2.87 Sq. Miles		Other Receivables	
Interest Payments	550,091.31	Net Valuation Taxable-Municipal		Total	
DEFERRED CHARGES	36,869.27	Net Valuation Taxable-County		LIABILITIES, RESERVES, AND SURPLUS	
SCHOOL, COUNTY, SPECIAL DISTRICT TAXES	5,136,233.02	State Equalized Valuation		Cosh Liabilities	
RESERVE FOR UNCOLLECTED TAXES	215,384.23	State Equalization Ratio 75.57		Reserves for Receivables	
EXPENDITURES TOTAL	8,614,755.72			Surplus Dec. 31, 1981	
				Total	

0336

Population 1980 808
 Population 1981 810
 S & P Rating
 Maady Rating

General Tax Rate Per \$100. 4.25
 State Equalized Tax Rate 2.09

WASHINGTON TWP. - BURLINGTON CO.
Form of Government:
Township Committee
Number of Members on Governing Body - 3

PER CAPITA:
 Gross Debt
 Net Debt
 Debt Service
 Total Tax Levy 602.47
 Municipal Expenditures 254.32

PER CENT:
 Gross Debt
 Net Debt
 Tax Levy Collected 90.26
 Tax Levy Cancelled, Abated or Adjusted

EXPENDITURES		REVENUES-REALIZED		1981 PROPERTY TAX	
GENERAL GOVERNMENT				STATE EQUALIZED TAX RATE 1.52	
Governing Body & Public Boards		1981 Property Taxes Collected 440,464.84		Local District School Taxes	354,624.00
Municipal Clerk		1981 Payments in Lieu of Taxes 22,873.24		Regional & Consolidated School Tax	
Financial Administration	3,700.00	Delinquent Tax & Lien Collections 23,295.00		School Taxes in Municipal Budget	
Assessment of Taxes	9,050.00	Business Personalty Replacement Taxes 35,036.00		County Taxes .53	123,649.29
Collection of Taxes	4,650.00	Taxes from Public Utilities		County Library Taxes .03	7,656.74
Planning, Housing & Development	5,000.00	Other Miscellaneous Tax Revenues		Local Municipal Purpose Taxes	
Human Resources		State Aid Revenues 4,651.58		Veteran & Senior Citizen Taxes	10,800.00
Elections		Federal Aid Revenues		Total Taxes for Rate Computation 2.08	496,730.03
General Administration (other)	21,650.00	State and Local Fiscal Assistance Act Utilized 10,914.00		Special District Taxes	
JUDICIARY		Sale of Acquired Property		Bank Corp. Taxes	
Municipal Courts	3,400.00	Other Miscellaneous Revenues 49,013.02		Added and Omitted Taxes	2,068.59
PUBLIC SAFETY		Total 586,247.68		Total Taxes Levied - ABSTRACT	487,998.62
Fire Protection	11,500.00	Prior Years Surplus Appropriated 118,796.00		Total Taxes Billed	487,998.62
Police Protection	5,750.00	REVENUES TOTAL 705,043.68		1981 TAXES COLLECTED	440,464.84
Civil Defense & Disaster Control	200.00	Reserve For Uncollected Taxes 79,950.00		1981 Taxes Cancelled, Abated or Adjusted	
Environmental Inspection & Control	2,500.00	CAPITAL OUTLAY TOTAL		Transfer to Tax Title Liens or Foreclosed	
Other Public Safety		Public Enterprises		Balance Outstanding Dec 31, 1981	47,533.78
PUBLIC WORKS		Recreation—Culture		PRIOR YEARS TAXES OUTSTANDING	
Streets and Drainage	30,410.00	Public Works		Balance January 1, 1981	23,618.89
Sewers and Sewage Processing		Buildings and Grounds		Collected in 1981	22,201.80
Garbage and Trash Disposal	18,000.00	Library and Education		Cancelled, Abated or Adjusted 1981	
Public Buildings and Grounds	1,500.00	Conservation		Transfers to Tax Title Liens or Foreclosed	
Other Public Works		All Other		Balance December 31, 1981	1,417.09
HEALTH and WELFARE		CAPITAL DEBT AUTHORIZED, DECEMBER 31, 1981		TAX TITLE LIENS OUTSTANDING	
Health Services Except Environmental	200.00	ISSUED AND UNISSUED GROSS DEBT NET DEBT		Balance January 1, 1981	6,048.55
Welfare-Public Assistance	1,000.00	School		Transfer From Taxes	
Hospitals, Clinics, First Aid		Self-liquidating		Redeemed in 1981	671.44
Animal, Insect, & Radent Control	3,350.00	Other		Cancelled, Abated or Adjusted (1981)	
Other Welfare Services		Total		Transfers to Foreclosed Property	
RECREATION and CONSERVATION		ISSUED AND OUTSTANDING		Balance December 31, 1981	5,377.11
Beaches and Boardwalks		School		PROPERTY ACQUIRED BY DEED OR FORECLOSURE	
Parks, Playgrounds, Shade Trees		Self-Liquidating		Balance January 1, 1981	
Land Reclamation & Conservation		Other		Transfers From Taxes or Liens	
Other Recreational Services		Total		Sale for Cash (1981)	
EDUCATION (excluding schools)		EQUALIZED VALUATION BASIS FOR NET DEBT COMPUTATION 23,093,694		Cancelled, Abated or Adjusted (1981)	
Libraries		REAL PROPERTY VALUATIONS		Balance December 31, 1981	
Other Educational Services		Code Class # of Parcels % VAL'N ASSESSED VALUATION		CURRENT FINANCES DECEMBER 31, 1981	
STATUTORY EXPENDITURES		1 Vacant Land 280 12.80 1,407,475.00		ASSETS	
Pensions & F. I. C. A.	2,200.00	2 Residential 303 56.75 6,240,050.00		Cash Dec. 31, 1981	439,075.20
Employee Fringe Benefits		3 Farm 87 12.25 1,347,775.00		Taxes Receivable	48,550.87
Other Statutory Expenditures	200.00	4a Commercial 14 5.18 569,950.00		Tax Title Liens	5,377.11
CETA And Other Public Employment Programs		4b Industrial 8 13.02 1,431,300.00		Foreclosed Property	
MUNICIPAL FUNCTIONS TOTAL	124,260.00	4c Apartments		Emergencies & Other Deferred Charges	
CAPITAL IMPROVEMENTS *MENU*		Total 692 10,996,550.00		State and Federal Aid Receivable	883.85
DEBT SERVICE		Land Area 107.32 Sq. Miles		Other Receivables	778.10
Principal Payments		Net Valuation Taxable-Municipal 11,453,889		Total	495,065.13
Interest Payments		Net Valuation Taxable-County 22,933,642		LIABILITIES, RESERVES, AND SURPLUS	
DEFERRED CHARGES	1,750.00	State Equalized Valuation 22,835,895		Cash Liabilities	270,113.17
SCHOOL, COUNTY, SPECIAL DISTRICT TAXES	485,930.03	State Equalization Ratio 49.13		Reserves for Receivables	55,106.08
RESERVE FOR UNCOLLECTED TAXES	79,990.00			Surplus Dec. 31, 1981	169,845.88
EXPENDITURES TOTAL	691,930.03			Total	495,065.13

0818

Population 1980 **27,878**
 Population 1981 **29,328**
 S & P Rating
 Moody Rating

General Tax Rate Per \$100. **2.67**
 State Equalized Tax Rate **2.19**

WASHINGTON TWP. - GLOUCESTER CO.
Form of Government:
Township Committee
Number of Members on Governing Body - 5

PER CAPITA:

Gross Debt **459.89**
 Net Debt **24.81**
 Debt Service **9.75**
 Total Tax Levy **439.66**
 Municipal Expenditures **147.21**

PER CENT:

Gross Debt **2.94**
 Net Debt **.16**
 Tax Levy Collected **94.90**
 Tax Levy Cancelled, Abated or Adjusted

EXPENDITURES		REVENUES-REALIZED		1981 PROPERTY TAX	
GENERAL GOVERNMENT				STATE EQUALIZED TAX RATE \rightarrow	
Governing Body & Public Boards	15,600.00	1981 Property Taxes Collected	12,229,130.57	Local District School Taxes	1.34 7,138,635.00
Municipal Clerk	38,976.00	1981 Payments in Lieu of Taxes		Regional & Consolidated School Tax	
Financial Administration	37,705.56	Delinquent Tax & Lien Collections	365,223.73	School Taxes in Municipal Budget	
Assessment of Taxes	65,645.00	Business Personalty Replacement Taxes	106,319.84	County Taxes	.56 2,998,872.71
Collection of Taxes	43,413.00	Taxes from Public Utilities	1,268,432.00	County Library Taxes	.02 86,262.68
Planning, Housing & Development	34,045.00	Other Miscellaneous Tax Revenues	45,000.00	Local Municipal Purpose Taxes	.27 1,429,422.18
Human Resources		State Aid Revenues	139,301.80	Veteran & Senior Citizen Taxes	
Elections	8,737.03	Federal Aid Revenues	43,719.58	Total Taxes for Rate Computation	2.19 11,803,242.57
General Administration (other)	378,976.06	State and Local Fiscal Assistance Act Utilized	205,817.70	Special District Taxes	820,451.00
JUDICIARY		Sale of Acquired Property		Bank Corp. Taxes	8,127.60
Municipal Courts	47,281.90	Other Miscellaneous Revenues	388,259.00	Added and Omitted Taxes	412,694.65
PUBLIC SAFETY		Total	14,795,204.22	Total Taxes Levied - ABSTRACT	12,894,466.08
Fire Protection	2,808.49	Prior Years Surplus Appropriated	348,900.00	Total Taxes Billed	12,886,338.42
Police Protection	1,230,243.00	REVENUES TOTAL	15,194,104.22	1981 TAXES COLLECTED	12,229,130.57
Civil Defense & Disaster Control	2,694.97	Reserve For Uncollected Taxes	400,362.50	1981 Taxes Cancelled, Abated or Adjusted	
Environmental Inspection & Control	137,560.38	CAPITAL OUTLAY TOTAL	165,587.77	Transfer to Tax Title Liens or Foreclosed	
Other Public Safety		Public Enterprises		Balance Outstanding Dec. 31, 1981	657,207.85
PUBLIC WORKS		Recreation—Culture		PRIOR YEARS TAXES OUTSTANDING	
Streets and Drainage	746,665.72	Public Works	158,185.66	Balance January 1, 1981	305,073.96
Sewers and Sewage Processing		Buildings and Grounds	7,802.11	Collected in 1981	284,678.33
Garbage and Trash Disposal		Library and Education		Cancelled, Abated or Adjusted 1981	
Public Buildings and Grounds	118,023.00	Conservation		Transfers to Tax Title Liens or Foreclosed	
Other Public Works	900.00	All Other		Balance December 31, 1981	20,395.63
HEALTH and WELFARE		CAPITAL DEBT AUTHORIZED, DECEMBER 31, 1981		TAX TITLE LIENS OUTSTANDING	
Health Services Except Environmental	10,112.64	ISSUED AND UNISSUED GROSS DEBT		Balance January 1, 1981	125,751.41
Welfare-Public Assistance	6,064.05	School	12,760,000	Transfer From Taxes	
Hospitals, Clinics, First Aid		Self-liquidating		Redeemed in 1981	80,545.40
Animal, Insect, & Rodent Control	3,000.00	Other	727,645	Cancelled, Abated or Adjusted (1981)	
Other Welfare Services		Total	13,487,645	Transfers to Foreclosed Property	
RECREATION and CONSERVATION		ISSUED AND OUTSTANDING		Balance December 31, 1981	45,206.01
Beaches and Boardwalks	135,397.00	School	2,760,000.00	PROPERTY ACQUIRED BY DEED OR FORECLOSURE	
Parks, Playgrounds, Shade Trees		Self-Liquidating		Balance January 1, 1981	79,710.00
Land Reclamation & Conservation	21,275.85	Other	724,145.00	Transfers From Taxes or Liens	
Other Recreational Services		Total	3,484,145.00	Sale for Cash (1981)	
EDUCATION (excluding schools)		EQUALIZED VALUATION BASIS		Cancelled, Abated or Adjusted (1981)	
Libraries	38,767.89	FOR NET DEBT COMPUTATION	458,984,541	Balance December 31, 1981	79,710.00
Other Educational Services		REAL PROPERTY VALUATIONS		CURRENT FINANCES DECEMBER 31, 1981	
STATUTORY EXPENDITURES		Code Class # of Parcels % VAL'N		ASSETS	
Pensions & F. I. C. A.	212,623.84	1 Vacant Land 1765 4.52	19,572,200.00	Cash Dec. 31, 1981	539,004.72
Employee Fringe Benefits	110,147.86	2 Residential 7399 78.51	339,882,650.00	Taxes Receivable	677,603.48
Other Statutory Expenditures		3 Farm 303 1.65	7,147,800.00	Tax Title Liens	45,206.01
CETA And Other Public Employment Programs	65,900.00	4a Commercial 240 11.96	51,786,200.00	Foreclosed Property	79,710.00
MUNICIPAL FUNCTIONS TOTAL	3,516,564.24	4b Industrial 12 .57	2,461,200.00	Emergencies & Other Deferred Charges	66,000.00
CAPITAL IMPROVEMENTS *MEMU*	23,000.00	4c Apartments 5 2.79	12,075,000.00	State and Federal Aid Receivable	34,604.60
DEBT SERVICE		Total	432,925,050.00	Other Receivables	2,708.40
Principal Payments	217,183.00	Land Area 21.65 Sq. Miles		Total	1,444,837.47
Interest Payments	68,887.00	Net Valuation Taxable-Municipal	436,650,557	LIABILITIES, RESERVES, AND SURPLUS	
DEFERRED CHARGES	114,471.64	Net Valuation Taxable-County	491,786,295	Cash Liabilities	422,986.83
SCHOOL, COUNTY, SPECIAL DISTRICT TAXES	11,044,221.39	State Equalized Valuation	531,425,870	Reserves for Receivables	805,227.95
RESERVE FOR UNCOLLECTED TAXES	400,382.50	State Equalization Ratio	82.04	Surplus Dec. 31, 1981	216,622.69
EXPENDITURES TOTAL	15,361,709.77			Total	1,444,837.47

Population 1980 3,487
 Population 1981 3,478
 S & P Rating
 Moody Rating

General Tax Rate Per \$100. 3.64
 State Equalized Tax Rate 1.98

WASHINGTON TOWNSHIP - MERCER CO.

Form of Government:

Township Committee

Number of Members on Governing Body - 3

PER CAPITA:

Gross Debt 238.04
 Net Debt 204.40
 Debt Service 27.24
 Total Tax Levy 583.60
 Municipal Expenditures 422.03

PER CENT:

Gross Debt .95
 Net Debt .82
 Tax Levy Collected 92.54
 Tax Levy Cancelled, Abated or Adjusted .01

EXPENDITURES		REVENUES-REALIZED		1981 PROPERTY TAX	
GENERAL GOVERNMENT				STATE EQUALIZED TAX RATE 1.15	
Governing Body & Public Boards		1981 Property Taxes Collected	1,877,803.81	Local District School Taxes	1,157,925.67
Municipal Clerk		1981 Payments in Lieu of Taxes		Regional & Consolidated School Tax	
Financial Administration	11,125.00	Delinquent Tax & Lien Collections	129,765.92	School Taxes in Municipal Budget	
Assessment of Taxes	11,040.00	Business Personalty Replacement Taxes	63,682.36	County Taxes	769,328.72
Collection of Taxes	7,745.00	Taxes from Public Utilities	803,240.00	County Library Taxes	39,329.01
Planning, Housing & Development	34,900.00	Other Miscellaneous Tax Revenues	96,500.00	Local Municipal Purpose Taxes	
Human Resources	2,620.00	State Aid Revenues	23,594.96	Veteran & Senior Citizen Taxes	23,510.00
Elections	1,250.00	Federal Aid Revenues		Total Taxes for Rate Computation	2,010,093.40
General Administration (other)	201,414.00	State and Local Fiscal Assistance Act Utilized	59,084.00	Special District Taxes	
JUDICIARY		Sale of Acquired Property		Bank Corp. Taxes	482.42
Municipal Courts	42,300.00	Other Miscellaneous Revenues	327,053.19	Added and Omitted Taxes	42,687.16
PUBLIC SAFETY		Total	3,380,764.24	Total Taxes Levied - ABSTRACT	2,029,752.98
Fire Protection	70,200.00	Prior Years Surplus Appropriated	220,000.00	Total Taxes Billed	2,029,270.56
Police Protection	275,800.00	REVENUES TOTAL	3,600,764.24	1981 TAXES COLLECTED	1,877,803.81
Civil Defense & Disaster Control	1,940.00	Reserve For Uncollected Taxes	200,000.00	1981 Taxes Cancelled, Abated or Adjusted	192.92
Environmental Inspection & Control	19,390.00	CAPITAL OUTLAY TOTAL	449,003.99	Transfer to Tax Title Liens or Foreclosed	2,804.40
Other Public Safety				Balance Outstanding Dec. 31, 1981	148,469.43
PUBLIC WORKS				PRIOR YEARS TAXES OUTSTANDING	
Streets and Drainage	265,585.00	Public Enterprises		Balance January 1, 1981	147,151.66
Sewers and Sewage Processing	2,000.00	Recreation—Culture	36,974.06	Collected in 1981	129,765.52
Gorbage and Trash Disposal	69,000.00	Public Works	412,029.53	Cancelled, Abated or Adjusted 1981	1,462.41
Public Buildings and Grounds	31,190.00	Buildings and Grounds		Transfers to Tax Title Liens or Foreclosed	
Other Public Works		Library and Education		Balance December 31, 1981	15,923.53
HEALTH and WELFARE		Conservation		TAX TITLE LIENS OUTSTANDING	
Health Services Except Environmental	31,135.00	All Other		Balance January 1, 1981	6,113.64
Welfare-Public Assistance	3,170.00			Transfer From Taxes	2,804.40
Hospitals, Clinics, First Aid				Redeemed in 1981	
Animal, Insect, & Rodent Control	3,000.00			Cancelled, Abated or Adjusted (1981)	
Other Welfare Services				Transfers to Foreclosed Property	
RECREATION and CONSERVATION				Balance December 31, 1981	8,918.24
Beaches and Boardwalks				PROPERTY ACQUIRED BY DEED OR	
Parks, Playgrounds, Shade Trees				FORECLOSURE	
Land Reclamation & Conservation	1,000.00			Balance January 1, 1981	22,825.00
Other Recreational Services	15,500.00			Transfers From Taxes or Liens	
EDUCATION (excluding schools)				Sale for Cash (1981)	
Libraries	350.00			Cancelled, Abated or Adjusted (1981)	
Other Educational Services				Balance December 31, 1981	22,825.00
STATUTORY EXPENDITURES				CURRENT FINANCES DECEMBER 31, 1981	
Pensions & F. I. C. A.	49,200.89			ASSETS	
Employee Fringe Benefits				Cash Dec. 31, 1981	1,310,744.74
Other Statutory Expenditures	3,500.00			Taxes Receivable	164,392.56
CETA And Other Public Employment Programs				Tax Title Liens	8,918.24
MUNICIPAL FUNCTIONS TOTAL	1,154,354.89			Foreclosed Property	22,825.00
CAPITAL IMPROVEMENTS *MEMO*	41,966.00			Emergencies & Other Deferred Charges	165.77
DEBT SERVICE				State and Federal Aid Receivable	24,503.17
Principal Payments	74,000.00			Other Receivables	3,423.81
Interest Payments	20,723.89			Total	1,534,973.69
DEFERRED CHARGES	18,745.11			LIABILITIES, RESERVES, AND SURPLUS	
SCHOOL, COUNTY, SPECIAL DISTRICT TAXES	1,986,583.40			Cash Liabilities	502,063.14
RESERVE FOR UNCOLLECTED TAXES	200,000.00			Reserves for Receivables	199,560.01
EXPENDITURES TOTAL	3,454,407.29			Surplus Dec. 31, 1981	833,330.54
				Total	1,534,973.69

Population 1980 11,402
 Population 1981 11,902
 S & P Rating
 Moody Rating A

General Tax Rate Per \$100. 2.15
 State Equalized Tax Rate 2.15

WASHINGTON TOWNSHIP - MORRIS CO.

Form of Government:

Township Committee

Number of Members on Governing Body - 5

PER CAPITA:

Gross Debt 780.52
 Net Debt 348.25
 Debt Service 60.29
 Total Tax Levy 676.06
 Municipal Expenditures 267.68

PER CENT:

Gross Debt 3.04
 Net Debt 1.36
 Tax Levy Collected 95.06
 Tax Levy Cancelled, Abated or Adjusted .86

EXPENDITURES		REVENUES-REALIZED		1981 PROPERTY TAX	
GENERAL GOVERNMENT				STATE EQUALIZED TAX RATE →	
Governing Body & Public Boards		1981 Property Taxes Collected	7,669,585.50	Local District School Taxes .93	3,411,112.56
Municipal Clerk		1981 Payments in Lieu of Taxes		Regional & Consolidated School Tax .43	1,596,328.05
Financial Administration	24,700.00	Delinquent Tax & Lien Collections	263,666.50	School Taxes in Municipal Budget	
Assessment of Taxes	41,600.00	Business Personalty Replacement Taxes	107,958.32	County Taxes .33	1,221,523.62
Collection of Taxes	51,790.00	Taxes from Public Utilities	566,424.00	County Library Taxes .01	47,266.61
Planning, Housing & Development	52,200.00	Other Miscellaneous Tax Revenues		Local Municipal Purpose Taxes .43	1,597,399.20
Human Resources		State Aid Revenues	62,680.02	Veteran & Senior Citizen Taxes	47,450.00
Elections	2,400.00	Federal Aid Revenues	10,903.90	Total Taxes for Rate Computation 2.13	7,921,080.04
General Administration (other)	377,080.00	State and Local Fiscal Assistance Act Utilized	96,610.87	Special District Taxes	
JUDICIARY		Sale of Acquired Property		Bank Corp. Taxes	2,724.21
Municipal Courts	18,035.00	Other Miscellaneous Revenues	475,635.88	Added and Omitted Taxes	170,154.33
PUBLIC SAFETY		Total	9,273,529.45	Total Taxes Levied - ABSTRACT	8,046,508.58
Fire Protection	51,287.00	Prior Years Surplus Appropriated	700,000.00	Total Taxes Billed	8,068,551.49
Police Protection	557,850.00	REVENUES TOTAL	9,973,529.45	1981 TAXES COLLECTED	7,669,585.50
Civil Defense & Disaster Control	200.00	Reserve For Uncollected Taxes	403,206.51	1981 Taxes Cancelled, Abated or Adjusted	69,333.57
Environmental Inspection & Control	90,070.00	CAPITAL OUTLAY TOTAL	620,480.35	Transfer to Tax Title Liens or Foreclosed	24,757.25
Other Public Safety	32,698.00			Balance Outstanding Dec. 31, 1981	304,875.17
PUBLIC WORKS				PRIOR YEARS TAXES OUTSTANDING	
Streets and Drainage	536,413.87	Public Enterprises		Balance January 1, 1981	254,486.56
Sewers and Sewage Processing	30,150.00	Recreation—Culture	124,950.69	Collected in 1981	240,735.34
Garbage and Trash Disposal	17,000.00	Public Works	407,296.00	Cancelled, Abated or Adjusted 1981	292.30
Public Buildings and Grounds	35,040.00	Buildings and Grounds	88,233.66	Transfers to Tax Title Liens or Foreclosed	12,936.87
Other Public Works	2,250.00	Library and Education		Balance December 31, 1981	522.45
HEALTH and WELFARE		Conservation		TAX TITLE LIENS OUTSTANDING	
Health Services Except Environmental	70,961.00	All Other		Balance January 1, 1981	81,784.60
Welfare-Public Assistance	5,500.00	CAPITAL DEBT AUTHORIZED, DECEMBER 31, 1981		Transfer From Taxes	38,998.05
Hospitals, Clinics, First Aid		ISSUED AND UNISSUED		Redeemed in 1981	22,951.62
Animal, Insect, & Rodent Control		School	5,144,880	Cancelled, Abated or Adjusted (1981)	
Other Welfare Services		Self-liquidating		Transfers to Foreclosed Property	16,451.81
RECREATION and CONSERVATION		Other	4,144,850	Balance December 31, 1981	81,379.22
Beaches and Boardwalks		Total	9,289,730	PROPERTY ACQUIRED BY DEED OR FORECLOSURE	
Parks, Playgrounds, Shade Trees	1,500.00	ISSUED AND OUTSTANDING		Balance January 1, 1981	185,498.19
Land Reclamation & Conservation	4,275.00	School	4,670,592.93	Transfers From Taxes or Liens	16,451.81
Other Recreational Services	32,200.00	Self-liquidating		Sale for Cash (1981)	1,800.00
EDUCATION (excluding schools)		Other	4,144,850.00	Cancelled, Abated or Adjusted (1981)	2,000.00
Libraries	17,500.00	Total	8,815,442.93	Balance December 31, 1981	198,150.00
Other Educational Services	150.00	EQUALIZED VALUATION BASIS		CURRENT FINANCES DECEMBER 31, 1981	
STATUTORY EXPENDITURES		FOR NET DEBT COMPUTATION	305,348,930	ASSETS	
Pensions & F. I. C. A.	135,784.95	REAL PROPERTY VALUATIONS		Cash Dec. 31, 1981	1,727,234.31
Employee Fringe Benefits	40,325.00	Code Class # of Parcels % VAL'N		Taxes Receivable	305,357.62
Other Statutory Expenditures	12,000.00	1 Vacant Land 1018 7.35	26,747,700.00	Tax Title Liens	81,379.22
CETA And Other Public Employment Programs	12,324.00	2 Residential 3158 79.31	288,721,900.00	Foreclosed Property	198,150.00
MUNICIPAL FUNCTIONS TOTAL	2,253,283.82	3 Farm 609 5.68	20,671,300.00	Emergencies & Other Deferred Charges	53,780.00
CAPITAL IMPROVEMENTS *MEMO*	17,498.90	4a Commercial 75 2.89	10,510,400.00	State and Federal Aid Receivable	4,421.22
DEBT SERVICE		4b Industrial 23 3.67	13,374,900.00	Other Receivables	3,622.01
Principal Payments	469,334.53	4c Apartments 2 1.10	4,004,500.00	Total	2,373,984.38
Interest Payments	248,250.00	Total 4885	364,030,700.00	LIABILITIES, RESERVES, AND SURPLUS	
DEFERRED CHARGES	45,902.42	Land Area 45.12 Sq. Miles		Cash Liabilities	382,931.16
SCHOOL, COUNTY, SPECIAL DISTRICT TAXES	6,276,230.84	Net Valuation Taxable-Municipal	367,367,310	Reserves for Receivables	588,548.85
RESERVE FOR UNCOLLECTED TAXES	403,206.51	Net Valuation Taxable-County	365,332,534	Surplus Dec. 31, 1981	1,402,504.37
EXPENDITURES TOTAL	9,700,208.12	State Equalized Valuation	367,950,693	Total	2,373,984.38
		State Equalization Ratio	59.84		

2122

Population 1980 4,243
 Population 1981 4,291
 S & P Rating
 Moody Rating

General Tax Rate Per \$100.

4.59

State Equalized Tax Rate

2.24

WASHINGTON TOWNSHIP - WARREN CO.

Form of Government:

Township Committee

Number of Members on Governing Body - 5

PER CAPITA:

Gross Debt 145.06
 Net Debt 18.11
 Debt Service
 Total Tax Levy 497.46
 Municipal Expenditures 174.40

PER CENT:

Gross Debt .70
 Net Debt .09
 Tax Levy Collected 91.98
 Tax Levy Cancelled, Abated or Adjusted .36

EXPENDITURES		REVENUES-REALIZED		1981 PROPERTY TAX	
GENERAL GOVERNMENT				STATE EQUALIZED TAX RATE	
Governing Body & Public Boards		1981 Property Taxes Collected	1,968,882.99	Local District School Taxes .74	711,097.00
Municipal Clerk		1981 Payments in Lieu of Taxes		Regional & Consolidated School Tax .89	848,182.42
Financial Administration	7,624.00	Delinquent Tax & Lien Collections	150,603.80	School Taxes in Municipal Budget	
Assessment of Taxes	8,098.32	Business Personalty Replacement Taxes	63,024.32	County Taxes .53 *	503,067.91
Collection of Taxes	10,811.00	Taxes from Public Utilities	221,684.00	County Library Taxes .03	26,650.50
Planning, Housing & Development	11,500.00	Other Miscellaneous Tax Revenues		Local Municipal Purpose Taxes .05	43,275.00
Human Resources		State Aid Revenues	25,617.38	Veteran & Senior Citizen Taxes	47,000.00
Elections		Federal Aid Revenues		Total Taxes for Rate Computation 2.24	2,179,272.83
General Administration (other)	82,923.75	State and Local Fiscal Assistance Act Utilized	28,061.00	Special District Taxes	
JUDICIARY		Sale of Acquired Property	1,000.00	Bank Corp. Taxes	840.15
Municipal Courts	8,480.00	Other Miscellaneous Revenues	231,040.14	Added and Omitted Taxes	1,484.65
PUBLIC SAFETY		Total	2,689,913.63	Total Taxes Levied - ABSTRACT	2,134,597.63
Fire Protection	29,130.00	Prior Years Surplus Appropriated	220,000.00	Total Taxes Billed	2,140,646.31
Police Protection	135,384.10	REVENUES TOTAL	2,909,913.63	1981 TAXES COLLECTED	1,968,882.99
Civil Defense & Disaster Control	400.00	Reserve For Uncollected Taxes	195,660.00	1981 Taxes Cancelled, Abated or Adjusted	7,682.81
Environmental Inspection & Control		CAPITAL OUTLAY TOTAL	92,839.00	Transfer to Tax Title Liens or Foreclosed	6,092.89
Other Public Safety				Balance Outstanding Dec. 31, 1981	157,967.62
PUBLIC WORKS				PRIOR YEARS TAXES OUTSTANDING	
Streets and Drainage	140,900.82	Public Enterprises		Balance January 1, 1981	166,261.01
Sewers and Sewage Processing	7,000.00	Recreation—Culture		Collected in 1981	143,893.91
Garbage and Trash Disposal	5,000.00	Public Works		Cancelled, Abated or Adjusted 1981	.06
Public Buildings and Grounds	19,462.00	Buildings and Grounds	92,839.00	Transfers to Tax Title Liens or Foreclosed	4,792.29
Other Public Works		Library and Education		Balance December 31, 1981	17,574.75
HEALTH and WELFARE		Conservation		TAX TITLE LIENS OUTSTANDING	
Health Services Except Environmental	5,833.00	All Other		Balance January 1, 1981	37,889.56
Welfare—Public Assistance	1,100.00	CAPITAL DEBT AUTHORIZED, DECEMBER 31, 1981		Transfer From Taxes	11,725.25
Hospitals, Clinics, First Aid	700.00	ISSUED AND UNISSUED GROSS DEBT		Redeemed in 1981	6,709.69
Animal, Insect, & Rodent Control	1,830.00	School	544,726	Cancelled, Abated or Adjusted (1981)	
Other Welfare Services		Self-liquidating		Transfers to Foreclosed Property	3,341.08
RECREATION and CONSERVATION		Other	77,706	Balance December 31, 1981	39,563.84
Beaches and Boardwalks		Total	622,432	PROPERTY ACQUIRED BY DEED OR FORECLOSURE	
Parks, Playgrounds, Shade Trees		ISSUED AND OUTSTANDING		Balance January 1, 1981	10,733.92
Land Reclamation & Conservation	1,000.00	School	390,340.29	Transfers From Taxes or Liens	3,341.08
Other Recreational Services	11,000.00	Self-liquidating		Sale for Cash (1981)	1,000.00
EDUCATION (excluding schools)		Other	60,000.00	Cancelled, Abated or Adjusted (1981)	5,700.00
Libraries		Total	450,340.29	Balance December 31, 1981	7,375.00
Other Educational Services		EQUALIZED VALUATION BASIS		CURRENT FINANCES DECEMBER 31, 1981	
STATUTORY EXPENDITURES		FOR NET DEBT COMPUTATION	88,901,663	ASSETS	
Pensions & F. I. C. A.	29,500.00	REAL PROPERTY VALUATIONS		Cash Dec. 31, 1981	1,382,392.40
Employee Fringe Benefits	12,513.43	Code Class # of Parcels % VAL'N		Taxes Receivable	175,562.37
Other Statutory Expenditures	2,500.00	1 Vacant Land 316 5.17	2,373,850.00	Tax Title Liens	39,563.84
CETA And Other Public Employment Programs		2 Residential 1236 74.41	34,140,800.00	Foreclosed Property	7,375.00
MUNICIPAL FUNCTIONS TOTAL	532,696.42	3 Farm 216 7.10	3,256,600.00	Emergencies & Other Deferred Charges	41,348.13
CAPITAL IMPROVEMENTS *MEMO*	1,200.00	4a Commercial 74 9.94	4,559,500.00	State and Federal Aid Receivable	
DEBT SERVICE		4b Industrial 8 3.17	1,454,900.00	Other Receivables	1,672.61
Principal Payments		4c Apartments 2 .21	57,500.00	Total	1,647,914.55
Interest Payments		Total 1852	45,883,150.00	LIABILITIES, RESERVES, AND SURPLUS	
DEFERRED CHARGES	20,000.00	Land Area 18.15 Sq. Miles		Cash Liabilities	931,611.59
SCHOOL, COUNTY, SPECIAL DISTRICT TAXES	2,088,997.83	Net Valuation Taxable-Municipal	46,453,114	Reserves for Receivables	224,174.02
RESERVE FOR UNCOLLECTED TAXES	195,660.00	Net Valuation Taxable-County	93,475,278	Surplus Dec. 31, 1981	452,128.54
EXPENDITURES TOTAL	2,837,354.25	State Equalized Valuation	94,826,343	Total	1,647,914.55
		State Equalization Ratio	46.70		

1981

Population 1980 5,290
 Population 1981 5,279
 S & P Rating
 Moody Rating AA

General Tax Rate Per \$100. 1.82
 State Equalized Tax Rate 1.87

WATCHUNG BOROUGH - SOMERSET CO.

Form of Government:

Borough Council

Number of Members on Governing Body - 6

PER CAPITA:

Gross Debt 1,347.80
 Net Debt 1,026.31
 Debt Service 66.19
 Total Tax Levy 1,448.97
 Municipal Expenditures 427.89

PER CENT:

Gross Debt 2.51
 Net Debt 1.91
 Tax Levy Collected 96.63
 Tax Levy Cancelled, Abated or Adjusted .94

EXPENDITURES		REVENUES-REALIZED		1981 PROPERTY TAX	
GENERAL GOVERNMENT				STATE EQUALIZED TAX RATE	
Governing Body & Public Boards		1981 Property Taxes Collected		Local District School Taxes	.57
Municipal Clerk		1981 Payments in Lieu of Taxes		Regional & Consolidated School Tax	.48
Financial Administration	26,575.00	Delinquent Tax & Lien Collections		School Taxes in Municipal Budget	
Assessment of Taxes	17,000.00	Business Personalty Replacement Taxes		County Taxes	.43
Collection of Taxes	24,750.00	Taxes from Public Utilities		County Library Taxes	.03
Planning, Housing & Development	3,800.00	Other Miscellaneous Tax Revenues		Local Municipal Purpose Taxes	.36
Human Resources		State Aid Revenues		Veteran & Senior Citizen Taxes	
Elections	1,000.00	Federal Aid Revenues		Total Taxes for Rate Computation	1.87
General Administration (other)	242,061.55	State and Local Fiscal Assistance Act Utilized		Special District Taxes	
JUDICIARY		Sale of Acquired Property		Bank Corp. Taxes	
Municipal Courts	33,785.00	Other Miscellaneous Revenues		Added and Omitted Taxes	
PUBLIC SAFETY		Total		Total Taxes Levied - ABSTRACT	
Fire Protection	115,754.75	Prior Years Surplus Appropriated		Total Taxes Billed	
Police Protection	600,079.00	REVENUES		1981 TAXES COLLECTED	
Civil Defense & Disaster Control	553.75	Reserve For Uncollected Taxes		1981 Taxes Cancelled, Abated or Adjusted	
Environmental Inspection & Control	13,250.00	CAPITAL OUTLAY		Transfer to Tax Title Liens or Foreclosed	
Other Public Safety		TOTAL		Balance Outstanding Dec. 31, 1981	
PUBLIC WORKS		Public Enterprises		PRIOR YEARS TAXES OUTSTANDING	
Streets and Drainage	138,495.25	Recreation—Culture		Balance January 1, 1981	
Sewers and Sewage Processing	75,300.00	Public Works		Collected in 1981	
Garbage and Trash Disposal		Buildings and Grounds		Cancelled, Abated or Adjusted 1981	
Public Buildings and Grounds	53,000.00	Library and Education		Transfers to Tax Title Liens or Foreclosed	
Other Public Works	45,750.00	Conservation		Balance December 31, 1981	
HEALTH and WELFARE		All Other		TAX TITLE LIENS OUTSTANDING	
Health Services Except Environmental	18,244.00	CAPITAL DEBT AUTHORIZED, DECEMBER 31, 1981		Balance January 1, 1981	
Welfare-Public Assistance	1,900.00	ISSUED AND UNISSUED		Transfer From Taxes	
Hospitals, Clinics, First Aid	3,000.00	GROSS DEBT		Redeemed in 1981	
Animal, Insect, & Rodent Control	16,166.85	NET DEBT		Cancelled, Abated or Adjusted (1981)	
Other Welfare Services		Schaal		Transfers to Foreclosed Property	
RECREATION and CONSERVATION		Self-liquidating		Balance December 31, 1981	
Beaches and Boardwalks		Other		PROPERTY ACQUIRED BY DEED OR	
Parks, Playgrounds, Shade Trees		Total		FORECLOSURE	
Land Reclamation & Conservation		ISSUED AND OUTSTANDING		Balance January 1, 1981	
Other Recreational Services	11,800.00	Schaal		Transfers From Taxes or Liens	
EDUCATION (excluding schools)		Self-liquidating		Sale for Cash (1981)	
Libraries	2,900.00	Other		Cancelled, Abated or Adjusted (1981)	
Other Educational Services		Total		Balance December 31, 1981	
STATUTORY EXPENDITURES		EQUALIZED VALUATION BASIS		CURRENT FINANCES DECEMBER 31, 1981	
Pensions & F. I. C. A.	115,000.00	FOR NET DEBT COMPUTATION		ASSETS	
Employee Fringe Benefits	40,865.07	REAL PROPERTY VALUATIONS		Cash Dec. 31, 1981	
Other Statutory Expenditures	3,750.00	Code Class # of Parcels % VAL'N		Taxes Receivable	
CETA And Other Public Employment Programs		ASSESSED VALUATION		Tax Title Liens	
MUNICIPAL FUNCTIONS		1 Vacant Land 196 4.32		Foreclosed Property	
CAPITAL IMPROVEMENTS		2 Residential 1600 73.99		Emergencies & Other Deferred Charges	
DEBT SERVICE		3 Farm 12 .15		State and Federal Aid Receivable	
Principal Payments	120,000.00	4a Commercial 92 13.81		Other Receivables	
Interest Payments	225,425.16	4b Industrial 30 7.73		Total	
DEFERRED CHARGES		4c Apartments		LIABILITIES, RESERVES, AND SURPLUS	
SCHOOL, COUNTY, SPECIAL DISTRICT TAXES		Total		Cash Liabilities	
RESERVE FOR UNCOLLECTED TAXES		Land Area 6.00 Sq. Miles		Reserves for Receivables	
EXPENDITURES		Net Valuation Taxable-Municipal		Surplus Dec. 31, 1981	
TOTAL		Net Valuation Taxable-County		Total	
		State Equalized Valuation			
		State Equalization Ratio			

0435

Population 1980 8,126
 Population 1981 8,466
 S & P Rating
 Moody Rating BAA-1

General Tax Rate Per \$100.

3.08
 State Equalized Tax Rate
 2.72

WATERFORD TOWNSHIP - CAMDEN CO.

Form of Government:

Township Committee

Number of Members on Governing Body - 5

PER CAPITA:

Gross Debt 401.42
 Net Debt 157.42
 Debt Service 16.30
 Total Tax Levy 470.75
 Municipal Expenditures 214.29

PER CENT:

Gross Debt 2.74
 Net Debt 1.07
 Tax Levy Collected 93.41
 Tax Levy Cancelled, Abated or Adjusted .78

EXPENDITURES		REVENUES-REALIZED		1981 PROPERTY TAX	
GENERAL GOVERNMENT		1981 Property Taxes Collected		STATE EQUALIZED TAX RATE	
Governing Body & Public Boards		3,714,217.62		Local District School Taxes .82	
Municipal Clerk				Regional & Consolidated School Tax .64	
Financial Administration	18,710.00	1981 Payments in Lieu of Taxes		School Taxes in Municipal Budget	
Assessment of Taxes	22,300.00	172,014.74		County Taxes 1.09 *	
Collection of Taxes	55,300.00	Business Personalty Replacement Taxes		County Library Taxes	
Planning, Housing & Development	30,400.00	28,736.24		Local Municipal Purpose Taxes .17	
Human Resources		Taxes from Public Utilities		Veteran & Senior Citizen Taxes	
Elections	4,650.00	Other Miscellaneous Tax Revenues		Total Taxes for Rate Computation 2.72	
General Administration (other)	223,131.92	State Aid Revenues		Special District Taxes	
JUDICIARY		Federal Aid Revenues		Bank Corp. Taxes	
Municipal Courts	31,090.00	State and Local Fiscal Assistance Act Utilized		Added and Omitted Taxes	
PUBLIC SAFETY		Sole of Acquired Property		Total Taxes Levied - ABSTRACT	
Fire Protection	45,150.00	Other Miscellaneous Revenues		Total Taxes Billed	
Police Protection	287,775.00	Total		1981 TAXES COLLECTED	
Civil Defense & Disaster Control	250.00	Prior Years Surplus Appropriated		1981 Taxes Cancelled, Abated or Adjusted	
Environmental Inspection & Control	39,880.00	REVENUES TOTAL		Transfer to Tax Title Liens or Foreclosed	
Other Public Safety		REVENUES TOTAL		Balance Outstanding Dec. 31, 1981	
PUBLIC WORKS		CAPITAL OUTLAY TOTAL		PRIOR YEARS TAXES OUTSTANDING	
Streets and Drainage	204,862.00	Public Enterprises		Balance January 1, 1981	
Sewers and Sewage Processing		Recreation—Culture		Collected in 1981	
Garbage and Trash Disposal	108,410.00	Public Works		Cancelled, Abated or Adjusted 1981	
Public Buildings and Grounds	23,600.00	Buildings and Grounds		Transfers to Tax Title Liens or Foreclosed	
Other Public Works	74,500.00	Library and Education		Balance December 31, 1981	
HEALTH and WELFARE		Conservation		TAX TITLE LIENS OUTSTANDING	
Health Services Except Environmental	1,700.00	All Other		Balance January 1, 1981	
Welfare-Public Assistance	3,200.00			Transfer From Taxes	
Hospitals, Clinics, First Aid		CAPITAL DEBT AUTHORIZED, DECEMBER 31, 1981		Redeemed in 1981	
Animal, Insect, & Rodent Control		ISSUED AND UNISSUED GROSS DEBT		Cancelled, Abated or Adjusted (1981)	
Other Welfare Services		NET DEBT		Transfers to Foreclosed Property	
RECREATION and CONSERVATION				Balance December 31, 1981	
Beaches and Boardwalks				PROPERTY ACQUIRED BY DEED OR	
Parks, Playgrounds, Shade Trees				FORECLOSURE	
Land Reclamation & Conservation				Balance January 1, 1981	
Other Recreational Services	4,900.00			Transfers From Taxes or Liens	
EDUCATION (excluding schools)				Sale for Cash (1981)	
Libraries				Cancelled, Abated or Adjusted (1981)	
Other Educational Services				Balance December 31, 1981	
STATUTORY EXPENDITURES				CURRENT FINANCES DECEMBER 31, 1981	
Pensions & F. I. C. A.	76,849.95			ASSETS	
Employee Fringe Benefits	27,000.00			Cash Dec. 31, 1981	
Other Statutory Expenditures	11,000.00			Taxes Receivable	
CETA And Other Public Employment Programs	9,000.00			Tax Title Liens	
MUNICIPAL FUNCTIONS TOTAL	1,355,716.87			Foreclosed Property	
CAPITAL IMPROVEMENTS *MEMO*	5,750.00			Emergencies & Other Deferred Charges	
DEBT SERVICE				State and Federal Aid Receivable	
Principal Payments	52,300.00			Other Receivables	
Interest Payments	85,732.81			Total	
DEFERRED CHARGES	69,193.25			LIABILITIES, RESERVES, AND SURPLUS	
SCHOOL, COUNTY, SPECIAL DISTRICT TAXES	3,652,115.20			Cash Liabilities	
RESERVE FOR UNCOLLECTED TAXES	251,213.52			Reserves for Receivables	
EXPENDITURES TOTAL	5,466,271.65			Surplus Dec. 31, 1981	
				Total	

Population 1980 46,474
 Population 1981 46,785
 S & P Rating AA
 Moody Rating AA

General Tax Rate Per \$100. 3.61
 State Equalized Tax Rate 2.27

WAYNE TOWNSHIP - PASSAIC COUNTY

Form of Government:

Mayor-Council Plan F (OMCL 50)

Number of Members on Governing Body - 9

PER CAPITA:

Gross Debt 1,880.63
 Net Debt 542.99
 Debt Service 50.02
 Total Tax Levy 861.61
 Municipal Expenditures 349.51

PER CENT:

Gross Debt 5.74
 Net Debt 1.66
 Tax Levy Collected 98.15
 Tax Levy Cancelled, Abated or Adjusted .52

EXPENDITURES		REVENUES-REALIZED		1981 PROPERTY TAX	
GENERAL GOVERNMENT				STATE EQUALIZED TAX RATE →	
Governing Body & Public Boards	121,170.00	1981 Property Taxes Collected	39,537,149.83	Local District School Taxes 1.26	22,268,425.50
Municipal Clerk	174,946.00	1981 Payments in Lieu of Taxes		Regional & Consolidated School Tax	
Financial Administration	172,100.00	Delinquent Tax & Lien Collections	539,713.20	School Taxes in Municipal Budget	
Assessment of Taxes	108,610.00	Business Personalty Replacement Taxes	862,875.32	County Taxes .60	10,620,205.41
Collection of Taxes	145,000.00	Taxes from Public Utilities	2,474,955.00	County Library Taxes	
Planning, Housing & Development	171,937.00	Other Miscellaneous Tax Revenues	32,400.00	Local Municipal Purpase Taxes .40	7,054,859.44
Human Resources	85,711.73	State Aid Revenues	893,085.49	Veteran & Senior Citizen Taxes	303,650.00
Elections		Federal Aid Revenues	105,842.58	Total Taxes for Rate Computation 2.26	40,287,140.35
General Administration (other)	1,444,533.53	State and Local Fiscal Assistance Act Utilized	737,802.38	Special District Taxes	
JUDICIARY		Sale of Acquired Property		Bank Corp. Taxes	59,932.86
Municipal Courts	119,900.00	Other Miscellaneous Revenues	2,162,233.71	Added and Omitted Taxes	220,870.50
PUBLIC SAFETY		Total	47,346,077.51	Total Taxes Levied - ABSTRACT	40,310,293.71
Fire Protection	130,975.00	Prior Years Surplus Appropriated	2,300,000.00	Total Taxes Billed	40,282,551.21
Police Protection	2,900,952.38	REVENUES TOTAL	49,646,077.51	1981 TAXES COLLECTED	39,537,149.83
Civil Defense & Disaster Control	2,650.00	Reserve For Uncollected Taxes	1,340,426.32	1981 Taxes Cancelled, Abated or Adjusted	208,750.81
Environmental Inspection & Control	179,025.00	CAPITAL OUTLAY TOTAL	4,367,221.33	Transfer to Tax Title Liens or Foreclosed	18,786.44
Other Public Safety		Public Enterprises	1,791,861.51	Balance Outstanding Dec. 31, 1981	517,864.13
PUBLIC WORKS		Recreation—Culture	243,411.93	PRIOR YEARS TAXES OUTSTANDING	
Streets and Drainage	1,510,514.00	Public Works	2,071,016.27	Balance January 1, 1981	703,260.66
Sewers and Sewage Processing		Buildings and Grounds	260,931.62	Collected in 1981	457,655.46
Garbage and Trash Disposal	1,275,000.00	Library and Education		Cancelled, Abated or Adjusted 1981	18,317.69
Public Buildings and Grounds	474,434.00	Conservation		Transfers to Tax Title Liens or Foreclosed	8.93
Other Public Works	263,019.22	All Other		Balance December 31, 1981	187,278.58
HEALTH and WELFARE		CAPITAL DEBT AUTHORIZED, DECEMBER 31, 1981		TAX TITLE LIENS OUTSTANDING	
Health Services Except Environmental	378,727.00	ISSUED AND UNISSUED		Balance January 1, 1981	25,652.94
Welfare-Public Assistance	13,426.00	School	12,344,000	Transfer From Taxes	18,815.96
Hospitals, Clinics, First Aid	10,000.00	Self-Liquidating	50,237,257	Redeemed in 1981	42,057.74
Animal, Insect, & Rodent Control	21,100.00	Other	25,403,810	Cancelled, Abated or Adjusted (1981)	
Other Welfare Services		Total	87,985,068	Transfers to Foreclosed Property	1,541.27
RECREATION and CONSERVATION		ISSUED AND OUTSTANDING		Balance December 31, 1981	869.89
Beaches and Boardwalks		School	12,344,000.00	PROPERTY ACQUIRED BY DEED OR FORECLOSURE	
Parks, Playgrounds, Shade Trees	446,069.00	Self-Liquidating	15,653,000.00	Balance January 1, 1981	548,514.73
Land Reclamation & Conservation	600.00	Other	18,745,000.00	Transfers From Taxes or Liens	1,541.27
Other Recreational Services	181,417.00	Total	46,742,000.00	Sale for Cash (1981)	40,000.00
EDUCATION (excluding schools)		EQUALIZED VALUATION BASIS		Cancelled, Abated or Adjusted (1981)	
Libraries	634,086.00	FOR NET DEBT COMPUTATION	1,531,659,145	Balance December 31, 1981	510,056.00
Other Educational Services	17,323.00	REAL PROPERTY VALUATIONS		CURRENT FINANCES DECEMBER 31, 1981	
STATUTORY EXPENDITURES		Code Class # of Parcels % VAL'N	ASSESSED VALUATION	ASSETS	
Pensions & F. I. C. A.	980,500.00	1 Vacant Land 1220 5.40	59,211,600.00	Cash Dec. 31, 1981	2,747,155.94
Employee Fringe Benefits	482,500.00	2 Residential 12039 61.36	673,258,400.00	Taxes Receivable	705,142.71
Other Statutory Expenditures	35,000.00	3 Farm 68 .18	1,566,100.00	Tax Title Liens	869.89
CETA And Other Public Employment Programs	100,000.00	4a Commercial 352 23.67	259,698,945.00	Foreclosed Property	510,056.00
MUNICIPAL FUNCTIONS TOTAL	12,587,831.86	4b Industrial 84 6.54	71,740,500.00	Emergencies & Other Deferred Charges	10,000.00
CAPITAL IMPROVEMENTS *MEMU*	120,000.00	4c Apartments 14 2.86	31,351,100.00	State and Federal Aid Receivable	20,650.00
DEBT SERVICE		Total 13777	1,097,226,645.00	Other Receivables	57,329.00
Principal Payments	1,265,000.00	Land Area 24.89 Sq. Miles		Total	4,051,203.54
Interest Payments	1,075,249.85	Net Valuation Taxable-Municipal	1,109,575,843	LIABILITIES, RESERVES, AND SURPLUS	
DEFERRED CHARGES	83,161.76	Net Valuation Taxable-County	1,615,782,377	Cash Liabilities	858,521.48
SCHOOL, COUNTY, SPECIAL DISTRICT TAXES	32,888,630.91	State Equalized Valuation	1,756,748,584	Reserves for Receivables	1,229,161.60
RESERVE FOR UNCOLLECTED TAXES	1,340,426.32	State Equalization Ratio	62.90	Surplus Dec. 31, 1981	1,563,520.46
EXPENDITURES TOTAL	49,240,300.70			Total	4,051,203.54

0911

Population 1980 13,168

Population 1981 13,211

S & P Rating

Moody Rating

General Tax Rate Per \$100.

6.06

State Equalized Tax Rate

4.23

WEEHAWKEN TOWNSHIP - HUDSON CO.

Form of Government:

Council-Manager Plan E (OMCL 50)

Number of Members on Governing Body - 7

PER CAPITA:

Gross Debt

263.17

Net Debt

197.70

Debt Service

17.92

Total Tax Levy

562.10

Municipal Expenditures

481.56

PER CENT:

Gross Debt

2.27

Net Debt

1.71

Tax Levy Collected

81.20

Tax Levy Cancelled, Abated

or Adjusted .42

EXPENDITURES		REVENUES-REALIZED		1981 PROPERTY TAX	
GENERAL GOVERNMENT		1981 Property Taxes Collected		STATE EQUALIZED TAX RATE	
Governing Body & Public Boards	22,200.00	6,026,050.00		Local District School Taxes	1.54 2,526,253.00
Municipal Clerk				Regional & Consolidated School Tax	
Financial Administration	37,059.00			School Taxes in Municipal Budget	.02 25,770.75
Assessment of Taxes	14,346.33	211,143.07		County Taxes	.82 * 1,344,605.99
Collection of Taxes	23,780.00	504,136.08		County Library Taxes	
Planning, Housing & Development	15,900.00	348,757.00		Local Municipal Purpose Taxes	1.84 3,020,101.95
Human Resources	138,258.00			Veteran & Senior Citizen Taxes	
Elections	9,127.14	412,440.08		Total Taxes for Rate Computation	4.22 6,965,631.69
General Administration (other)	474,611.61	53,283.12		Special District Taxes	
JUDICIARY		241,369.00		Bank Corp. Taxes	
Municipal Courts	31,876.00			Added and Omitted Taxes	
PUBLIC SAFETY		355,126.62		Total Taxes Levied - ABSTRACT	
Fire Protection	1,181,245.40	8,152,304.97		Total Taxes Billed	7,425,954.54
Police Protection	1,058,262.40			1981 TAXES COLLECTED	6,026,050.00
Civil Defense & Disaster Control		8,152,304.97		1981 Taxes Cancelled, Abated or Adjusted	31,291.51
Environmental Inspection & Control	26,068.86	470,130.11		Transfer to Tax Title Liens or Foreclosed	12,534.98
Other Public Safety		1,213,988.05		Balance Outstanding Dec. 31, 1981	1,351,371.96
PUBLIC WORKS				PRIOR YEARS TAXES OUTSTANDING	
Streets and Drainage	260,932.47			Balance January 1, 1981	1,106,459.57
Sewers and Sewage Processing	41,787.00			Collected in 1981	186,045.70
Garbage and Trash Disposal		131,246.25		Cancelled, Abated or Adjusted 1981	
Public Buildings and Grounds	8,160.00	1,082,741.80		Transfers to Tax Title Liens or Foreclosed	
Other Public Works	69,000.00			Balance December 31, 1981	920,413.81
HEALTH and WELFARE				TAX TITLE LIENS OUTSTANDING	
Health Services Except Environmental	28,720.03			Balance January 1, 1981	62,808.31
Welfare-Public Assistance	42,399.60			Transfer From Taxes	
Hospitals, Clinics, First Aid				Redeemed in 1981	25,097.31
Animal, Insect, & Rodent Control				Cancelled, Abated or Adjusted (1981)	
Other Welfare Services				Transfers to Foreclosed Property	
RECREATION and CONSERVATION				Balance December 31, 1981	37,711.00
Beaches and Boardwalks				PROPERTY ACQUIRED BY DEED OR	
Parks, Playgrounds, Shade Trees	18,823.76			FORECLOSURE	
Land Reclamation & Conservation				Balance January 1, 1981	40,200.00
Other Recreational Services	11,222.04			Transfers From Taxes or Liens	
EDUCATION (excluding schools)				Sale for Cash (1981)	
Libraries	50,000.00			Cancelled, Abated or Adjusted (1981)	
Other Educational Services				Balance December 31, 1981	40,200.00
STATUTORY EXPENDITURES				CURRENT FINANCES DECEMBER 31, 1981	
Pensions & F. I. C. A.	698,024.35			ASSETS	
Employee Fringe Benefits	50,304.04			Cash Dec. 31, 1981	131,110.20
Other Statutory Expenditures	35,000.00			Taxes Receivable	2,271,785.77
CETA And Other Public Employment Programs	65,000.00			Tax Title Liens	37,711.00
MUNICIPAL FUNCTIONS	4,412,108.03			Foreclosed Property	40,200.00
CAPITAL IMPROVEMENTS	20,000.00			Emergencies & Other Deferred Charges	2,886,878.47
DEBT SERVICE				State and Federal Aid Receivable	9,890.32
Principal Payments	141,650.00			Other Receivables	735,310.99
Interest Payments	95,096.07			Total	6,112,886.75
TYPE I SCHL DEBT *MEMO	51,608.75			LIABILITIES, RESERVES, AND SURPLUS	
DEFERRED CHARGES	1,242,864.84			Cash Liabilities	1,830,739.46
SCHOOL, COUNTY, SPECIAL DISTRICT TAXES	4,304,760.74			Reserves for Receivables	3,077,914.59
RESERVE FOR UNCOLLECTED TAXES	470,130.11			Surplus Dec. 31, 1981	1,204,232.70
EXPENDITURES	10,726,609.79			Total	6,112,886.75

1981/3000

* ABOVE DEBT SERVICE INCLUDES TYPE I SCHOOL DEBT

*Includes County Health Service Taxes or County Vocational School Taxes. See Table 13.

0819

Population 1980 2,303
 Population 1981 2,322
 S & P Rating
 Moody Rating

General Tax Rate Per \$100.
 5.28
 State Equalized Tax Rate
 2.51

WENONAH BOROUGH - GLOUCESTER CO.
Form of Government:
Borough Council
Number of Members on Governing Body - 6

PER CAPITA:
 Gross Debt 363.89
 Net Debt
 Debt Service
 Total Tax Levy 539.62
 Municipal Expenditures 193.25

PER CENT:
 Gross Debt 1.92
 Net Debt
 Tax Levy Collected 95.94
 Tax Levy Cancelled, Abated or Adjusted .15

EXPENDITURES		REVENUES-REALIZED		1981 PROPERTY TAX	
GENERAL GOVERNMENT		STATE EQUALIZED TAX RATE		STATE EQUALIZED TAX RATE	
Governing Body & Public Boards		1981 Property Taxes Collected	1,200,756.03	Local District School Taxes .59	294,597.15
Municipal Clerk		1981 Payments in Lieu of Taxes		Regional & Consolidated School Tax .89	442,893.17
Financial Administration	3,380.00	Delinquent Tax & Lien Collections	32,186.61	School Taxes in Municipal Budget	
Assessment of Taxes	4,674.50	Business Personalty Replacement Taxes	3,976.40	County Taxes	.55 274,515.08
Collection of Taxes	20,505.00	Taxes from Public Utilities	95,129.00	County Library Taxes	
Planning, Housing & Development	1,576.00	Other Miscellaneous Tax Revenues		Local Municipal Purpose Taxes .47	233,452.21
Human Resources		State Aid Revenues	20,554.66	Veteran & Senior Citizen Taxes	18,100.00
Elections	1,550.00	Federal Aid Revenues	10,439.62	Total Taxes for Rate Computation 2.50	1,263,557.61
General Administration (other)	36,015.64	State and Local Fiscal Assistance Act Utilized	13,345.00	Special District Taxes	
JUDICIARY		Sale of Acquired Property		Bank Corp. Taxes	1,671.91
Municipal Courts	6,181.00	Other Miscellaneous Revenues	57,601.04	Added and Omitted Taxes	5,870.40
PUBLIC SAFETY		Total	1,433,998.36	Total Taxes Levied - ABSTRACT	1,252,999.92
Fire Protection	19,463.00	Prior Years Surplus Appropriated	43,085.22	Total Taxes Billed	1,251,533.15
Police Protection	111,089.00	REVENUES TOTAL	1,477,083.58	1981 TAXES COLLECTED	1,200,756.03
Civil Defense & Disaster Control		Reserve For Uncollected Taxes	45,938.09	1981 Taxes Cancelled, Abated or Adjusted	1,852.38
Environmental Inspection & Control	6,650.00			Transfer to Tax Title Liens or Foreclosed	1,842.72
Other Public Safety		CAPITAL OUTLAY TOTAL	25,065.59	Balance Outstanding Dec. 31, 1981	47,082.02
PUBLIC WORKS				PRIOR YEARS TAXES OUTSTANDING	
Streets and Drainage	103,830.50	Public Enterprises	20,065.59	Balance January 1, 1981	33,724.41
Sewers and Sewage Processing		Recreation—Culture		Collected in 1981	32,186.61
Garbage and Trash Disposal	5,871.00	Public Works	5,000.00	Cancelled, Abated or Adjusted 1981	
Public Buildings and Grounds	16,802.00	Buildings and Grounds		Transfers to Tax Title Liens or Foreclosed	1,537.80
Other Public Works		Library and Education		Balance December 31, 1981	
HEALTH and WELFARE		Conservation		TAX TITLE LIENS OUTSTANDING	
Health Services Except Environmental	326.50	All Other		Balance January 1, 1981	925.81
Welfare-Public Assistance	612.00			Transfer From Taxes	3,685.55
Hospitals, Clinics, First Aid		CAPITAL DEBT AUTHORIZED, DECEMBER 31, 1981		Redeemed in 1981	
Animal, Insect, & Rodent Control	300.00	ISSUED AND UNISSUED GROSS DEBT NET DEBT		Cancelled, Abated or Adjusted (1981)	
Other Welfare Services		School 801,950		Transfers to Foreclosed Property	
RECREATION and CONSERVATION		Self-liquidating 43,000		Balance December 31, 1981	4,611.76
Beaches and Boardwalks		Other		PROPERTY ACQUIRED BY DEED OR FORECLOSURE	
Parks, Playgrounds, Shade Trees	5,075.00	Total 844,950		Balance January 1, 1981	41,600.00
Land Reclamation & Conservation	250.00			Transfers From Taxes or Liens	
Other Recreational Services	200.00	ISSUED AND OUTSTANDING		Sale for Cash (1981)	
EDUCATION (excluding schools)		School 801,950.53		Cancelled, Abated or Adjusted (1981)	
Libraries	7,772.89	Self-liquidating 43,000.00		Balance December 31, 1981	41,600.00
Other Educational Services		Other		CURRENT FINANCES DECEMBER 31, 1981	
STATUTORY EXPENDITURES		Total 844,950.53		ASSETS	
Pensions & F. I. C. A.	24,842.00	EQUALIZED VALUATION BASIS FOR NET DEBT COMPUTATION	44,064,723	Cash Dec. 31, 1981	351,631.52
Employee Fringe Benefits	5,451.36	REAL PROPERTY VALUATIONS		Taxes Receivable	47,082.02
Other Statutory Expenditures	1,400.00	Code Class # of Parcels % VAL'N		Tax Title Liens	4,611.76
CETA And Other Public Employment Programs	6,977.01	1 Vacant Land 193 3.61	844,300.00	Foreclosed Property	41,600.00
MUNICIPAL FUNCTIONS TOTAL	402,794.40	2 Residential 730 93.57	21,682,400.00	Emergencies & Other Deferred Charges	
CAPITAL IMPROVEMENTS *MEMO*	10,000.00	3 Farm		State and Federal Aid Receivable	276.76
DEBT SERVICE		4a Commercial 12 2.82	659,800.00	Other Receivables	
Principal Payments		4b Industrial		Total	445,202.06
Interest Payments		4c Apartments		LIABILITIES, RESERVES, AND SURPLUS	
		Total 935	23,386,500.00	Cash Liabilities	258,609.84
DEFERRED CHARGES		Land Area .99 Sq. Miles		Reserves for Receivables	93,293.78
SCHOOL, COUNTY, SPECIAL DISTRICT TAXES	1,012,005.40	Net Valuation Taxable-Municipal	23,602,468	Surplus Dec. 31, 1981	93,298.44
RESERVE FOR UNCOLLECTED TAXES	45,938.09	Net Valuation Taxable-County	45,010,099	Total	445,202.06
EXPENDITURES TOTAL	1,460,737.89	State Equalized Valuation	49,461,122		
		State Equalization Ratio	47.49		

1026

Population 1980 2,299
 Population 1981 2,288
 S & P Rating
 Moody Rating

General Tax Rate Per \$100. 2.66
 State Equalized Tax Rate 2.00

WEST AMWELL TWP. - HUNTERDON CO.**Form of Government:****Township Committee****Number of Members on Governing Body - 3****PER CAPITA:**

Gross Debt 17.05
 Net Debt
 Debt Service .65
 Total Tax Levy 926.80
 Municipal Expenditures 264.66

PER CENT:

Gross Debt .06
 Net Debt
 Tax Levy Collected 90.51
 Tax Levy Cancelled, Abated or Adjusted

EXPENDITURES		REVENUES-REALIZED		1981 PROPERTY TAX	
GENERAL GOVERNMENT				STATE EQUALIZED TAX RATE →	
Governing Body & Public Boards		1981 Property Taxes Collected	1,359,720.12	Local District School Taxes .74	559,786.00
Municipal Clerk		1981 Payments in Lieu of Taxes		Regional & Consolidated School Tax .83	618,261.58
Financial Administration	8,976.00	Delinquent Tax & Lien Collections	134,498.68	School Taxes in Municipal Budget	
Assessment of Taxes	7,522.00	Business Personalty Replacement Taxes	30,141.96	County Taxes .39	296,277.70
Collection of Taxes	11,300.00	Taxes from Public Utilities	219,419.00	County Library Taxes .03	19,003.00
Planning, Housing & Development	8,123.96	Other Miscellaneous Tax Revenues		Local Municipal Purpose Taxes .01	6,331.93
Human Resources		State Aid Revenues	15,437.84	Veteran & Senior Citizen Taxes	21,450.00
Elections		Federal Aid Revenues	6.57	Total Taxes for Rate Computation 2.00	1,521,110.21
General Administration (other)	69,950.00	State and Local Fiscal Assistance Act Utilized	13,105.28	Special District Taxes	
JUDICIARY		Sale of Acquired Property		Bank Corp. Taxes	
Municipal Courts	7,425.00	Other Miscellaneous Revenues	105,158.11	Added and Omitted Taxes	2,589.13
PUBLIC SAFETY		Total	1,877,487.56	Total Taxes Levied - ABSTRACT	1,502,249.34
Fire Protection	8,500.00	Prior Years Surplus Appropriated	220,000.00	Total Taxes Billed	1,502,249.34
Police Protection	31,592.12	REVENUES TOTAL	2,097,487.56	1981 TAXES COLLECTED	1,359,720.12
Civil Defense & Disaster Control	300.00	Reserve For Uncollected Taxes	156,807.61	1981 Taxes Cancelled, Abated or Adjusted	
Environmental Inspection & Control	8,600.00	CAPITAL OUTLAY	13,937.63	Transfer to Tax Title Liens or Foreclosed	24,214.71
Other Public Safety		TOTAL		Balance Outstanding Dec. 31, 1981	118,314.51
PUBLIC WORKS				PRIOR YEARS TAXES OUTSTANDING	
Streets and Drainage	210,311.85	Public Enterprises		Balance January 1, 1981	124,115.97
Sewers and Sewage Processing		Recreation—Culture	1,402.53	Collected in 1981	112,870.88
Garbage and Trash Disposal	13,860.00	Public Works		Cancelled, Abated or Adjusted 1981	
Public Buildings and Grounds	18,133.92	Buildings and Grounds	12,535.10	Transfers to Tax Title Liens or Foreclosed	10,322.55
Other Public Works	4,000.00	Library and Education		Balance December 31, 1981	922.54
HEALTH and WELFARE		Conservation		TAX TITLE LIENS OUTSTANDING	
Health Services Except Environmental	1,100.00	All Other		Balance January 1, 1981	28,528.11
Welfare-Public Assistance	1,790.00	CAPITAL DEBT AUTHORIZED, DECEMBER 31, 1981		Transfer From Taxes	36,436.86
Hospitals, Clinics, First Aid		ISSUED AND UNISSUED		Redeemed in 1981	21,627.80
Animal, Insect, & Rodent Control		GROSS DEBT		Cancelled, Abated or Adjusted (1981)	
Other Welfare Services		School 39,000		Transfers to Foreclosed Property	
RECREATION and CONSERVATION		Self-Liquidating		Balance December 31, 1981	43,337.17
Beaches and Boardwalks		Other		PROPERTY ACQUIRED BY DEED OR FORECLOSURE	
Parks, Playgrounds, Shade Trees		Total 39,000		Balance January 1, 1981	4,156.80
Land Reclamation & Conservation	950.00	ISSUED AND OUTSTANDING		Transfers From Taxes or Liens	
Other Recreational Services	11,500.00	School 39,000.00		Sale for Cash (1981)	
EDUCATION (excluding schools)		Self-Liquidating		Cancelled, Abated or Adjusted (1981)	
Libraries		Other		Balance December 31, 1981	4,156.80
Other Educational Services		Total 39,000.00		CURRENT FINANCES DECEMBER 31, 1981	
STATUTORY EXPENDITURES		EQUALIZED VALUATION BASIS		ASSETS	
Pensions & F. I. C. A.	17,500.00	FOR NET DEBT COMPUTATION	65,474,542	Cash Dec. 31, 1981	609,949.85
Employee Fringe Benefits	3,500.00	REAL PROPERTY VALUATIONS		Taxes Receivable	119,237.05
Other Statutory Expenditures	1,000.00	Code Class # of Parcels % VAL'N		Tax Title Liens	43,337.17
CETA And Other Public Employment Programs		1 Vacant Land 230 5.81	3,237,485.00	Foreclosed Property	4,156.80
MUNICIPAL FUNCTIONS		2 Residential 597 60.79	33,882,835.00	Emergencies & Other Deferred Charges	4,000.00
CAPITAL IMPROVEMENTS		3 Farm 310 20.12	11,216,301.00	State and Federal Aid Receivable	
DEBT SERVICE		4a Commercial 36 6.17	3,437,585.00	Other Receivables	20,565.58
Principal Payments	1,480.92	4b Industrial 10 6.27	3,496,225.00	Total	801,246.45
Interest Payments		4c Apartments 5 .84	406,025.00	LIABILITIES, RESERVES, AND SURPLUS	
		Total 1188	55,736,856.00	Cash Liabilities	125,510.54
DEFERRED CHARGES		Land Area 21.00 Sq. Miles		Reserves for Receivables	187,296.60
SCHOOL, COUNTY, SPECIAL DISTRICT TAXES	1,326.20	Net Valuation Taxable-Municipal	56,457,665	Surplus Dec. 31, 1981	488,439.31
SCHOOL, COUNTY, SPECIAL DISTRICT TAXES	1,493,328.28	Net Valuation Taxable-County	66,770,545	Total	801,246.45
RESERVE FOR UNCOLLECTED TAXES	156,807.61	State Equalized Valuation	74,937,661		
EXPENDITURES TOTAL	2,098,877.86	State Equalization Ratio	75.10		

0721

Population 1980 **11,407**
 Population 1981 **11,349**
 S & P Rating
 Moody Rating **A-1**

General Tax Rate Per \$100.

4.37

State Equalized Tax Rate

2.96**WEST CALDWELL TOWNSHIP - ESSEX CO.****Form of Government:****Borough Council****Number of Members on Governing Body - 6****PER CAPITA:**

Gross Debt **589.87**
 Net Debt **383.84**
 Debt Service **30.68**
 Total Tax Levy **1,091.42**
 Municipal Expenditures **343.24**

PER CENT:

Gross Debt **1.84**
 Net Debt **1.20**
 Tax Levy Collected **97.86**
 Tax Levy Cancelled, Abated
 or Adjusted

EXPENDITURES		REVENUES-REALIZED		1981 PROPERTY TAX	
GENERAL GOVERNMENT		STATE EQUALIZED TAX RATE		STATE EQUALIZED TAX RATE	
Governing Body & Public Boards		1981 Property Taxes Collected	12,126,147.46	Local District School Taxes	1.47
Municipal Clerk		1981 Payments in Lieu of Taxes		Regional & Consolidated School Tax	
Financial Administration	24,471.11	Delinquent Tax & Lien Collections	325,204.35	School Taxes in Municipal Budget	
Assessment of Taxes	42,763.10	Business Personalty Replacement Taxes	242,160.08	County Taxes	1.09
Collection of Taxes	28,582.93	Taxes from Public Utilities	871,155.00	County Library Taxes	
Planning, Housing & Development	31,819.71	Other Miscellaneous Tax Revenues		Local Municipal Purpose Taxes	.39
Human Resources	6,000.00	State Aid Revenues	94,569.28	Veteran & Senior Citizen Taxes	76,350.00
Elections	4,206.93	Federal Aid Revenues		Total Taxes for Rate Computation	2.95
General Administration (other)	407,026.79	State and Local Fiscal Assistance Act Utilized	59,106.00	Special District Taxes	
JUDICIARY		Sale of Acquired Property		Bank Corp. Taxes	20,855.59
Municipal Courts	40,972.48	Other Miscellaneous Revenues	542,755.06	Added and Omitted Taxes	81,557.31
PUBLIC SAFETY		Total	14,261,097.23	Total Taxes Levied - ABSTRACT	12,386,504.15
Fire Protection	42,236.99	Prior Years Surplus Appropriated	480,000.00	Total Taxes Billed	12,391,392.83
Police Protection	698,257.96	REVENUES TOTAL	14,741,097.23	1981 TAXES COLLECTED	12,126,147.46
Civil Defense & Disaster Control	991.70	Reserve For Uncollected Taxes	613,758.97	1981 Taxes Cancelled, Abated or Adjusted	7,911.33
Environmental Inspection & Control	53,917.13	CAPITAL OUTLAY TOTAL	538,417.52	Transfer to Tax Title Liens or Foreclosed	
Other Public Safety		Public Enterprises	178,384.25	Balance Outstanding Dec. 31, 1981	257,334.04
PUBLIC WORKS		Recreation—Culture	3,275.23	PRIOR YEARS TAXES OUTSTANDING	
Streets and Drainage	186,856.81	Public Works	319,156.01	Balance January 1, 1981	346,991.79
Sewers and Sewage Processing	297,965.87	Buildings and Grounds	37,602.03	Collected in 1981	320,511.02
Garbage and Trash Disposal	158,657.90	Library and Education		Cancelled, Abated or Adjusted 1981	76.36
Public Buildings and Grounds	145,533.49	Conservation		Transfers to Tax Title Liens or Foreclosed	
Other Public Works		All Other		Balance December 31, 1981	25,984.41
HEALTH and WELFARE		CAPITAL DEBT AUTHORIZED, DECEMBER 31, 1981		TAX TITLE LIENS OUTSTANDING	
Health Services Except Environmental	35,388.76	ISSUED AND UNISSUED		Balance January 1, 1981	40,905.85
Welfare-Public Assistance	4,370.00	SCHOOL	1,768,458	Transfer From Taxes	7,911.33
Hospitals, Clinics, First Aid		Self-Liquidating	929,800	Redeemed in 1981	4,273.33
Animal, Insect, & Rodent Control		Other	3,996,150	Cancelled, Abated or Adjusted (1981)	
Other Welfare Services	2,000.00	Total	6,694,408	Transfers to Foreclosed Property	
RECREATION and CONSERVATION		ISSUED AND OUTSTANDING		Balance December 31, 1981	44,547.85
Beaches and Boardwalks		School	1,768,456.67	PROPERTY ACQUIRED BY DEED OR	
Parks, Playgrounds, Shade Trees	208,845.61	Self-Liquidating	901,300.00	FORECLOSURE	
Land Reclamation & Conservation	324.00	Other	3,253,450.00	Balance January 1, 1981	35,475.00
Other Recreational Services	7,794.33	Total	5,923,206.67	Transfers From Taxes or Liens	
EDUCATION (excluding schools)		EQUALIZED VALUATION BASIS		Sale for Cash (1981)	
Libraries	175,000.00	FOR NET DEBT COMPUTATION	363,415,650	Cancelled, Abated or Adjusted (1981)	
Other Educational Services		REAL PROPERTY VALUATIONS		Balance December 31, 1981	35,475.00
STATUTORY EXPENDITURES		Code Class # of Parcels % VAL'N		CURRENT FINANCES DECEMBER 31, 1981	
Pensions & F. I. C. A.	180,700.00	1 Vacant Land 142 2.02	5,650,700.00	ASSETS	
Employee Fringe Benefits	92,000.00	2 Residential 3285 65.31	182,949,500.00	Cash Dec. 31, 1981	836,237.54
Other Statutory Expenditures	5,500.00	3 Farm 7 .03	66,100.00	Taxes Receivable	283,318.45
CETA And Other Public Employment Programs		4a Commercial 80 9.94	27,837,600.00	Tax Title Liens	44,547.85
MUNICIPAL FUNCTIONS		4b Industrial 59 21.05	58,972,800.00	Foreclosed Property	35,475.00
CAPITAL IMPROVEMENTS	8,000.00	4c Apartments 8 1.66	4,650,600.00	Emergencies & Other Deferred Charges	3,600.00
DEBT SERVICE		Total 3581	280,127,300.00	State and Federal Aid Receivable	3,127.13
Principal Payments	150,000.00	Land Area 5.04 Sq. Miles		Other Receivables	25,008.91
Interest Payments	198,151.75	Net Valuation Taxable-Municipal	281,085,600	Total	1,231,315.28
DEFERRED CHARGES		Net Valuation Taxable-County	379,475,436	LIABILITIES, RESERVES, AND SURPLUS	
SCHOOL, COUNTY, SPECIAL DISTRICT TAXES	10,658,036.77	State Equalized Valuation	415,156,424	Cash Liabilities	175,118.11
RESERVE FOR UNCOLLECTED TAXES	613,758.97	State Equalization Ratio	67.73	Reserves for Receivables	388,350.21
EXPENDITURES	14,553,501.09			Surplus Dec. 31, 1981	667,846.96
TOTAL				Total	1,231,315.28

General Tax Rate Per \$100.	3.62
State Equalized Tax Rate	1.80

Form of Government:
Commission (1911)
Number of Members on Governing Body – 3

PER CAPITA:		PER CENT:	
Gross Debt	155.10	Gross Debt	.74
Net Debt	75.40	Net Debt	.36
Debt Service	4.67	Tax Levy Collected	87.17
Total Tax Levy	456.20	Tax Levy Cancelled, Abated	
Municipal Expenditures	245.28	or Adjusted	.65

1981/3000

Population 1980	18,002
Population 1981	18,139
S & P Rating	
Moody Rating	A

General Tax Rate Per \$100.	3.38
State Equalized Tax Rate	2.06

WEST DEPTFORD TWP. – GLOUCESTER CO.
Form of Government:
Township Committee
Number of Members on Governing Body – 5

Gross Debt	610.54
Net Debt	201.62
Debt Service	15.60
Total Tax Levy	494.72
Municipal Expenditures	187.77

Gross Debt	2.79
Net Debt	.92
Tax Levy Collected	97.65
Tax Levy Cancelled, Aboted or Adjusted	.36

1981/3000

1353

Population 1980 7,380
 Population 1981 7,365
 S & P Rating
 Moody Rating A-1

General Tax Rate Per \$100. 3.61
 State Equalized Tax Rate 2.16

WEST LONG BRANCH BOROUGH - MONMOUTH COUNTY

Form of Government:

Borough Council

Number of Members on Governing Body - 6

PER CAPITA:

Gross Debt 253.56
 Net Debt 201.78
 Debt Service 22.98
 Total Tax Levy 559.65
 Municipal Expenditures 222.61

PER CENT

Gross Debt 1.15
 Net Debt .91
 Tax Levy Collected 96.80
 Tax Levy Cancelled, Abated or Adjusted .14

EXPENDITURES		REVENUES-REALIZED		1981 PROPERTY TAX	
GENERAL GOVERNMENT		1981 Property Taxes Collected		STATE EQUALIZED TAX RATE	
Governing Body & Public Boards	33,330.00	1981 Payments in Lieu of Taxes		Local District School Taxes	.82
Municipal Clerk		Delinquent Tax & Lien Collections		Regional & Consolidated School Tax	.57
Financial Administration	5,350.00	Business Personalty Replacement Taxes		School Taxes in Municipal Budget	
Assessment of Taxes	15,500.00	Taxes from Public Utilities		County Taxes	.49
Collection of Taxes	35,661.00	Other Miscellaneous Tax Revenues		County Library Taxes	.02
Planning, Housing & Development	8,770.00	State Aid Revenues		Local Municipal Purpose Taxes	.27
Human Resources		Federal Aid Revenues		Veteron & Senior Citizen Taxes	
Elections		State and Local Fiscal Assistance Act Utilized		Total Taxes for Rate Computation	2.17
General Administration (other)	174,383.61	Sale of Acquired Property		Special District Taxes	
JUDICIARY		Other Miscellaneous Revenues		Bank Corp. Taxes	
Municipal Courts	20,541.00	Prior Years Surplus Appropriated		Added and Omitted Taxes	
PUBLIC SAFETY		REVENUES		Total Taxes Levied - ABSTRACT	
Fire Protection	64,737.00	Reserve for Uncollected Taxes		Total Taxes Billed	
Police Protection	440,097.11	CAPITAL OUTLAY		1981 TAXES COLLECTED	
Civil Defense & Disaster Control	500.00	Public Enterprises		1981 Taxes Cancelled, Abated or Adjusted	
Environmental Inspection & Control	5,700.00	Recreation—Culture		Transfer to Tax Title Liens or Foreclosed	
Other Public Safety		Public Works		PRIOR YEARS TAXES OUTSTANDING	
PUBLIC WORKS		Buildings and Grounds		Balance January 1, 1981	
Streets and Drainage	159,884.03	Library and Education		Collected in 1981	
Sewers and Sewage Processing		Conservation		Cancelled, Abated or Adjusted 1981	
Gorbage and Trash Disposal	65,000.52	All Other		Transfers to Tax Title Liens or Foreclosed	
Public Buildings and Grounds	34,102.00	CAPITAL DEBT AUTHORIZED, DECEMBER 31, 1981		Balance December 31, 1981	
Other Public Works	13,401.00	ISSUED AND UNISSUED		TAX TITLE LIENS OUTSTANDING	
HEALTH and WELFARE		SCHOOL		Balance January 1, 1981	
Health Services Except Environmental	18,616.00	Self-liquidating		Transfer From Taxes	
Welfare-Public Assistance	4,200.00	Other		Redeemed in 1981	
Hospitals, Clinics, First Aid		Total		Cancelled, Abated or Adjusted (1981)	
Animal, Insect, & Radent Control		GROSS DEBT		Transfers to Foreclosed Property	
Other Welfare Services		NET DEBT		Balance December 31, 1981	
RECREATION and CONSERVATION		ISSUED AND OUTSTANDING		PROPERTY ACQUIRED BY DEED OR	
Beaches and Boardwalks		SCHOOL		FORECLOSURE	
Parks, Playgrounds, Shade Trees	30,600.00	Self-Liquidating		Balance January 1, 1981	
Land Reclamation & Conservation	500.00	Other		Transfers From Taxes or Liens	
Other Recreational Services	19,452.00	Total		Sale for Cash (1981)	
EDUCATION (excluding schools)		EQUALIZED VALUATION BASIS		Cancelled, Abated or Adjusted (1981)	
Libraries	37,403.00	FOR NET DEBT COMPUTATION		Balance December 31, 1981	
Other Educational Services	215.00	REAL PROPERTY VALUATIONS		CURRENT FINANCES DECEMBER 31, 1981	
STATUTORY EXPENDITURES		CODE CLASS # OF PARCELS % VAL'N		ASSETS	
Pensions & F. I. C. A.	88,325.00	1 Vacant Land 213 2.96		Cash Dec. 31, 1981	
Employee Fringe Benefits	24,000.00	2 Residential 1934 80.62		Taxes Receivable	
Other Statutory Expenditures	6,450.00	3 Farm 15 .26		Tax Title Liens	
CETA And Other Public Employment Programs		4a Commercial 78 11.90		Foreclosed Property	
MUNICIPAL FUNCTIONS		4b Industrial 1 3.99		Emergencies & Other Deferred Charges	
CAPITAL IMPROVEMENTS		4c Apartments 2 .27		State and Federal Aid Receivable	
DEBT SERVICE		Total 2243		Other Receivables	
Principal Payments	67,900.00	Land Area 2.85 Sq. Miles		Total	
Interest Payments	101,368.22	Net Valuation Taxable-Municipal		LIABILITIES, RESERVES, AND SURPLUS	
DEFERRED CHARGES		Net Valuation Taxable-County		Cash Liabilities	
SCHOOL, COUNTY, SPECIAL DISTRICT TAXES		State Equalized Valuation		Reserves for Receivables	
RESERVE FOR UNCOLLECTED TAXES		State Equalization Ratio		Surplus Dec. 31, 1981	
EXPENDITURES				Total	
TOTAL	5,151,356.69				

1615

Population 1980 22,750

Population 1981 22,884

S & P Rating

Moody Rating BAA-1

General Tax Rate Per \$100.

5.50

State Equalized Tax Rate

2.67

WEST MILFORD TWP. - PASSAIC COUNTY**Form of Government:****Council-Manager Plan D (OMCL 50)****Number of Members on Governing Body - 5****PER CAPITA:**

Gross Debt 573.57

Net Debt 178.19

Debt Service 3.79

Total Tax Levy 668.30

Municipal Expenditures 305.06

PER CENT:

Gross Debt 2.61

Net Debt .81

Tax Levy Collected 95.85

Tax Levy Cancelled, Abated

or Adjusted .15

EXPENDITURES		REVENUES-REALIZED		1981 PROPERTY TAX	
GENERAL GOVERNMENT				STATE EQUALIZED TAX RATE	
Governing Body & Public Boards	64,110.00	1981 Property Taxes Collected	14,658,719.88	Local District School Taxes	1.56 9,013,557.64
Municipal Clerk	128,227.00	1981 Payments in Lieu of Taxes		Regional & Consolidated School Tax	
Financial Administration	88,823.00	Delinquent Tax & Lien Collections	547,816.39	School Taxes in Municipal Budget	
Assessment of Taxes	76,274.00	Business Personalty Replacement Taxes	126,110.88	County Taxes	.61 3,451,875.17
Collection of Taxes	102,240.00	Taxes from Public Utilities	1,182,659.00	County Library Taxes	
Planning, Housing & Development	82,845.00	Other Miscellaneous Tax Revenues	59,000.00	Local Municipal Purpose Taxes	.48 2,721,395.00
Human Resources	21,355.00	State Aid Revenues	277,081.73	Veteran & Senior Citizen Taxes	
Elections	16,900.00	Federal Aid Revenues	50,171.49	Total Taxes for Rate Computation	2.67 15,339,227.81
General Administration (other)	451,200.58	State and Local Fiscal Assistance Act Utilized	688,325.19	Special District Taxes	
JUDICIARY		Sale of Acquired Property		Bank Corp. Taxes	8,295.71
Municipal Courts	66,997.24	Other Miscellaneous Revenues	770,858.25	Added and Omitted Taxes	58,179.25
PUBLIC SAFETY		Total	18,400,742.81	Total Taxes Levied - ABSTRACT	15,293,302.77
Fire Protection	173,340.00	Prior Years Surplus Appropriated	511,100.00	Total Taxes Billed	15,292,784.50
Police Protection	1,244,008.00	REVENUES	19,311,842.81	1981 TAXES COLLECTED	14,658,719.88
Civil Defense & Disaster Control	4,150.00	Reserve For Uncollected Taxes	784,355.00	1981 Taxes Cancelled, Abated or Adjusted	22,403.49
Environmental Inspection & Control	81,758.00	CAPITAL OUTLAY	720,440.54	Transfer to Tax Title Liens or Foreclosed	53,332.13
Other Public Safety		TOTAL		Balance Outstanding Dec. 31, 1981	558,329.00
PUBLIC WORKS				PRIOR YEARS TAXES OUTSTANDING	
Streets and Drainage	1,575,409.09	Public Enterprises		Balance January 1, 1981	555,316.96
Sewers and Sewage Processing		Recreation—Culture		Collected in 1981	469,859.58
Garbage and Trash Disposal	631,000.00	Public Works	719,847.42	Cancelled, Abated or Adjusted 1981	50,032.31
Public Buildings and Grounds	107,902.00	Buildings and Grounds	593.52	Transfers to Tax Title Liens or Foreclosed	33,316.51
Other Public Works	18,060.00	Library and Education		Balance December 31, 1981	2,108.56
HEALTH and WELFARE		Conservation		TAX TITLE LIENS OUTSTANDING	
Health Services Except Environmental	97,369.50	All Other		Balance January 1, 1981	119,549.84
Welfare-Public Assistance	14,955.00	CAPITAL DEBT AUTHORIZED, DECEMBER 31, 1981		Transfer From Taxes	51,378.24
Hospitals, Clinics, First Aid	400.00	ISSUED AND UNISSUED		Redeemed in 1981	77,956.81
Animal, Insect, & Rodent Control	7,000.00	SCHOOL	8,828,000	Cancelled, Abated or Adjusted (1981)	505.81
Other Welfare Services		Self-Liquidating	4,297,600	Transfers to Foreclosed Property	38,472.81
RECREATION and CONSERVATION		Other	13,125,600	Balance December 31, 1981	93,592.65
Beaches and Boardwalks		TOTAL		PROPERTY ACQUIRED BY DEED OR FORECLOSURE	
Parks, Playgrounds, Shade Trees	65,299.00			Balance January 1, 1981	1,178,702.19
Land Reclamation & Conservation	268,343.74	ISSUED AND OUTSTANDING		Transfers From Taxes or Liens	38,472.81
Other Recreational Services		School	8,828,000.00	Sale for Cash (1981)	
EDUCATION (excluding schools)		Self-Liquidating	4,179,700.00	Cancelled, Abated or Adjusted (1981)	161,050.00
Libraries	68,250.00	Other	13,007,700.00	Balance December 31, 1981	1,056,125.00
Other Educational Services	18,000.00	TOTAL		CURRENT FINANCES DECEMBER 31, 1981	
STATUTORY EXPENDITURES		EQUALIZED VALUATION BASIS		ASSETS	
Pensions & F. I. C. A.	365,375.12	FOR NET DEBT COMPUTATION	502,527,039	Cash Dec. 31, 1981	1,789,705.68
Employee Fringe Benefits	141,200.00	REAL PROPERTY VALUATIONS		Taxes Receivable	560,437.56
Other Statutory Expenditures	11,250.00	Code Class # of Parcels % VAL'N	ASSESSED VALUATION	Tax Title Liens	93,592.65
CETA And Other Public Employment Programs	56,103.00	1 Vacant Land 4078 14.45	39,247,300.00	Foreclosed Property	1,056,125.00
MUNICIPAL FUNCTIONS		2 Residential 7743 75.53	205,159,100.00	Emergencies & Other Deferred Charges	6,443.54
CAPITAL IMPROVEMENTS	*MEMO*	3 Farm 130 .90	2,444,700.00	State and Federal Aid Receivable	218,450.69
DEBT SERVICE		4a Commercial 268 7.59	20,604,000.00	Other Receivables	34,078.26
Principal Payments	30,000.00	4b Industrial 26 1.43	3,888,500.00	Total	3,758,833.38
Interest Payments	56,765.32	4c Apartments 2 .11	287,000.00	LIABILITIES, RESERVES, AND SURPLUS	
DEFERRED CHARGES		Total	271,630,600.00	Cash Liabilities	910,549.60
SCHOOL, COUNTY, SPECIAL DISTRICT TAXES	57,747.27	Land Area 78.30 Sq. Miles		Reserves for Receivables	1,744,233.47
RESERVE FOR UNCOLLECTED TAXES	12,465,432.81	Net Valuation Taxable-Municipal	276,265,550	Surplus Dec. 31, 1981	1,104,050.31
EXPENDITURES		Net Valuation Taxable-County	526,769,716	Total	3,758,833.38
TOTAL	19,446,442.67	State Equalized Valuation	563,771,437		
		State Equalization Ratio	48.58		

0912

Population 1980 39,194
 Population 1981 41,962
 S & P Rating
 Moody Rating BAA

General Tax Rate Per \$100. 8.99
 State Equalized Tax Rate 5.19

WEST NEW YORK TOWN - HUDSON CO.
Form of Government:
Commission (1911)
Number of Members on Governing Body - 5

PER CAPITA
 Gross Debt 290.18
 Net Debt 102.04
 Debt Service 22.85
 Total Tax Levy 390.67
 Municipal Expenditures 373.60

PER CENT:
 Gross Debt 4.36
 Net Debt 1.53
 Tax Levy Collected 92.90
 Tax Levy Cancelled, Abated or Adjusted 1.15

EXPENDITURES		REVENUES-REALIZED		1981 PROPERTY TAX	
GENERAL GOVERNMENT				STATE EQUALIZED TAX RATE →	
Governing Body & Public Boards		1981 Property Taxes Collected	15,209,477.15	Local District School Taxes 1.81	5,668,409.73
Municipal Clerk	65,841.00	1981 Payments in Lieu of Taxes	715,027.77	Regional & Consolidated School Tax	
Financial Administration	158,357.00	Delinquent Tax & Lien Collections	754,465.86	School Taxes in Municipal Budget	
Assessment of Taxes	71,136.00	Business Personalty Replacement Taxes	963,046.20	County Taxes 1.13 *	3,573,601.27
Collection of Taxes	48,897.00	Taxes from Public Utilities	950,688.00	County Library Taxes	
Planning, Housing & Development	47,388.00	Other Miscellaneous Tax Revenues		Local Municipal Purpose Taxes 2.25	7,074,870.51
Human Resources	767,090.46	State Aid Revenues	2,261,827.81	Veteran & Senior Citizen Taxes	113,400.00
Elections	9,600.00	Federal Aid Revenues	148,626.51	Total Taxes for Rate Computation 5.19	16,450,281.51
General Administration (other)	969,536.22	State and Local Fiscal Assistance Act Utilized	722,968.66	Special District Taxes	
JUDICIARY		Sale of Acquired Property		Bank Corp. Taxes	22,474.12
Municipal Courts	97,465.00	Other Miscellaneous Revenues	588,455.97	Added and Omitted Taxes	33,916.13
PUBLIC SAFETY		Total	22,714,587.93	Total Taxes Levied - ABSTRACT	16,393,271.76
Fire Protection	2,726,502.00	Prior Years Surplus Appropriated	1,300,000.00	Total Taxes Billed	16,371,362.22
Police Protection	2,648,531.00	REVENUES TOTAL	24,014,587.93	1981 TAXES COLLECTED	15,209,477.15
Civil Defense & Disaster Control	16,127.00	Reserve For Uncollected Taxes	1,369,545.39	1981 Taxes Cancelled, Abated or Adjusted	187,670.15
Environmental Inspection & Control	90,593.00			Transfer to Tax Title Liens or Foreclosed	183,411.90
Other Public Safety				Balance Outstanding Dec. 31, 1981	750,803.02
PUBLIC WORKS		CAPITAL OUTLAY TOTAL	935,262.06	PRIOR YEARS TAXES OUTSTANDING	
Streets and Drainage	1,094,510.00	Public Enterprises		Balance January 1, 1981	923,289.84
Sewers and Sewage Processing	255,279.00	Recreation—Culture	8,832.85	Collected in 1981	709,515.41
Garbage and Trash Disposal	420,504.38	Public Works	223,069.99	Cancelled, Abated or Adjusted 1981	3.46
Public Buildings and Grounds	240,007.00	Buildings and Grounds	665,222.43	Transfers to Tax Title Liens or Foreclosed	80,393.99
Other Public Works	139,589.00	Library and Education	38,116.79	Balance December 31, 1981	133,376.98
HEALTH and WELFARE		Conservation		TAX TITLE LIENS OUTSTANDING	
Health Services Except Environmental	337,046.00	All Other		Balance January 1, 1981	230,977.03
Welfare-Public Assistance	109,259.00			Transfer From Taxes	286,728.64
Hospitals, Clinics, First Aid		CAPITAL DEBT AUTHORIZED, DECEMBER 31, 1981		Redeemed in 1981	44,954.45
Animal, Insect, & Rodent Control	1,000.00	ISSUED AND UNISSUED		Cancelled, Abated or Adjusted (1981)	
Other Welfare Services		School	7,481,000	Transfers to Foreclosed Property	
RECREATION and CONSERVATION		Self-liquidating	4,695,687	Balance December 31, 1981	472,751.22
Beaches and Boardwalks		Other	12,176,687	PROPERTY ACQUIRED BY DEED OR FORECLOSURE	
Parks, Playgrounds, Shade Trees	330,631.00	Total		Balance January 1, 1981	2,100.00
Land Reclamation & Conservation	14,000.00			Transfers From Taxes or Liens	
Other Recreational Services	239,782.00	ISSUED AND OUTSTANDING		Sale for Cash (1981)	
EDUCATION (excluding schools)		School	7,481,000.00	Cancelled, Abated or Adjusted (1981)	
Libraries	134,933.00	Self-liquidating	3,645,500.00	Balance December 31, 1981	2,100.00
Other Educational Services		Other	11,126,500.00	CURRENT FINANCES DECEMBER 31, 1981	
STATUTORY EXPENDITURES		Total		ASSETS	
Pensions & F. I. C. A.	1,444,353.00	EQUALIZED VALUATION BASIS		Cash Dec. 31, 1981	3,022,398.53
Employee Fringe Benefits	519,095.62	FOR NET DEBT COMPUTATION	279,310,588	Taxes Receivable	524,180.00
Other Statutory Expenditures	40,000.00	REAL PROPERTY VALUATIONS		Tax Title Liens	472,751.22
CETA And Other Public Employment Programs	190,154.33	Code Class # of Parcels % VAL'N	ASSESSED VALUATION	Foreclosed Property	2,100.00
MUNICIPAL FUNCTIONS TOTAL	13,235,007.01	1 Vacant Land 83 1.05	1,893,050.00	Emergencies & Other Deferred Charges	
CAPITAL IMPROVEMENTS *MEMO*	50,000.00	2 Residential 2611 34.40	62,136,704.00	State and Federal Aid Receivable	68,475.00
DEBT SERVICE		3 Farm		Other Receivables	379,923.48
Principal Payments	500,000.00	4a Commercial 760 22.79	41,156,960.00	Total	4,869,828.23
Interest Payments	459,030.00	4b Industrial 248 10.79	19,493,550.00	LIABILITIES, RESERVES, AND SURPLUS	
TYPE I SCHL DEBT *MEMO	558,160.00	4c Apartments 466 30.97	55,925,320.00	Cash Liabilities	1,229,694.54
DEFERRED CHARGES	112,984.74	Total 4168	180,605,564.00	Reserves for Receivables	1,778,954.70
SCHOOL, COUNTY, SPECIAL DISTRICT TAXES	9,262,011.00	Land Area .90 Sq. Miles		Surplus Dec. 31, 1981	1,861,178.99
RESERVE FOR UNCOLLECTED TAXES	1,369,545.39	Net Valuation Taxable-Municipal	181,703,107	Total	4,869,828.23
EXPENDITURES TOTAL	24,939,178.14	Net Valuation Taxable-County	288,746,702		
		State Equalized Valuation	314,716,787		
		State Equalization Ratio	57.70		

1981/3000

* ABOVE DEBT SERVICE INCLUDES TYPE I SCHOOL DEBT

*Includes County Health Service Taxes or County Vocational School Taxes. See Table 13.

0722

Population 1980 **39,510**
 Population 1981 **39,387**
 S & P Rating
 Moody Rating **A-1**

General Tax Rate Per \$100.

7.49

State Equalized Tax Rate

3.61**WEST ORANGE TOWNSHIP - ESSEX CO.****Form of Government:****Mayor-Council Plan B (OMCL 50)****Number of Members on Governing Body - 5****PER CAPITA:**

Gross Debt **319.98**
 Net Debt **220.44**
 Debt Service **17.21**
 Total Tax Levy **875.93**
 Municipal Expenditures **395.05**

PER CENT:

Gross Debt **1.50**
 Net Debt **1.04**
 Tax Levy Collected **96.25**
 Tax Levy Cancelled, Abated or Adjusted **.90**

EXPENDITURES		REVENUES-REALIZED		1981 PROPERTY TAX	
GENERAL GOVERNMENT		STATE EQUALIZED TAX RATE →		Local District School Taxes 1.69	
Governing Body & Public Boards	81,538.00	1981 Property Taxes Collected	33,164,906.09	Regional & Consolidated School Tax	16,041,010.50
Municipal Clerk	65,612.00	1981 Payments in Lieu of Taxes	149,644.29	School Taxes in Municipal Budget	
Financial Administration	135,556.00	Delinquent Tax & Lien Collections	525,260.51	County Taxes	1.13
Assessment of Taxes	93,124.00	Business Personalty Replacement Taxes	686,421.12	County Library Taxes	
Collection of Taxes	87,945.00	Taxes from Public Utilities	2,592,879.00	Local Municipal Purpose Taxes	.79
Planning, Housing & Development	9,250.00	Other Miscellaneous Tax Revenues	58,000.00	Veteran & Senior Citizen Taxes	276,450.00
Human Resources	237,993.79	State Aid Revenues	666,940.86	Total Taxes for Rate Computation	3.61
Elections	10,500.00	Federal Aid Revenues		Special District Taxes	
General Administration (other)	1,561,348.50	State and Local Fiscal Assistance Act Utilized	279,298.61	Bank Corp. Taxes	46,665.06
JUDICIARY	88,347.00	Sale of Acquired Property		Added and Omitted Taxes	115,398.43
Municipal Courts		Other Miscellaneous Revenues	2,165,377.87	Total Taxes Levied - ABSTRACT	34,500,165.54
PUBLIC SAFETY		Total	40,288,728.35	Total Taxes Billed	34,458,344.20
Fire Protection	2,207,627.00	Prior Years Surplus Appropriated	1,622,619.50	1981 TAXES COLLECTED	33,164,906.09
Police Protection	2,530,103.00	REVENUES	41,911,347.85	1981 Taxes Cancelled, Abated or Adjusted	311,336.83
Civil Defense & Disaster Control	6,400.00	Reserve For Uncollected Taxes	1,438,033.35	Transfer to Tax Title Liens or Foreclosed	14,495.58
Environmental Inspection & Control	131,217.00	CAPITAL OUTLAY TOTAL	415,266.13	Balance Outstanding Dec. 31, 1981	967,605.70
Other Public Safety		Public Enterprises		PRIOR YEARS TAXES OUTSTANDING	
PUBLIC WORKS	548,530.00	Recreation—Culture	132,687.22	Balance January 1, 1981	1,276,418.00
Streets and Drainage	485,573.44	Public Works	118,506.81	Collected in 1981	498,454.87
Sewers and Sewage Processing	699,800.00	Buildings and Grounds	157,409.42	Cancelled, Abated or Adjusted 1981	62,925.10
Garbage and Trash Disposal	40,837.56	Library and Education	6,662.68	Transfers to Tax Title Liens or Foreclosed	11,080.90
Public Buildings and Grounds	1,402,778.00	Conservation		Balance December 31, 1981	703,957.13
Other Public Works		All Other		TAX TITLE LIENS OUTSTANDING	
HEALTH and WELFARE	356,113.00	CAPITAL DEBT AUTHORIZED, DECEMBER 31, 1981		Balance January 1, 1981	33,778.14
Health Services Except Environmental	30,375.00	ISSUED AND UNISSUED		Transfer From Taxes	26,738.11
Welfare-Public Assistance	37,595.00	School	3,826,000	Redeemed in 1981	26,805.64
Hospitals, Clinics, First Aid	28,723.00	Self-liquidating	40,000	Cancelled, Abated or Adjusted (1981)	
Animal, Insect, & Rodent Control	11,987.00	Other	8,642,539	Transfers to Foreclosed Property	
Other Welfare Services		Total	12,603,192	Balance December 31, 1981	33,710.61
RECREATION and CONSERVATION	379,829.00	ISSUED AND OUTSTANDING		PROPERTY ACQUIRED BY DEED OR FORECLOSURE	
Beaches and Boardwalks	700.00	School	3,826,000.00	Balance January 1, 1981	1,286,478.00
Parks, Playgrounds, Shade Trees	84,067.00	Self-Liquidating	40,000.00	Transfers From Taxes or Liens	
Land Reclamation & Conservation		Other	5,217,300.00	Sale for Cash (1981)	
Other Recreational Services		Total	9,083,300.00	Cancelled, Abated or Adjusted (1981)	
EDUCATION (excluding schools)	550,000.00	EQUALIZED VALUATION BASIS		Balance December 31, 1981	1,286,478.00
Libraries		FOR NET DEBT COMPUTATION	838,411,251	CURRENT FINANCES DECEMBER 31, 1981	
Other Educational Services		REAL PROPERTY VALUATIONS		ASSETS	
STATUTORY EXPENDITURES	1,419,691.00	Code Class # of Parcels % VAL'N		Cash Dec. 31, 1981	5,738,293.22
Pensions & F. I. C. A.		1 Vacant Land 738 3.97	17,582,700.00	Taxes Receivable	1,671,562.83
Employee Fringe Benefits	20,000.00	2 Residential 10134 73.66	333,366,700.00	Tax Title Liens	33,710.61
Other Statutory Expenditures		3 Farm 2 .01	69,200.00	Foreclosed Property	1,286,478.00
CETA And Other Public Employment Programs	13,343,160.29	4a Commercial 378 14.42	65,269,700.00	Emergencies & Other Deferred Charges	122,000.00
MUNICIPAL FUNCTIONS TOTAL	76,000.00	4b Industrial 54 2.05	9,265,900.00	State and Federal Aid Receivable	14,141.82
CAPITAL IMPROVEMENTS *MEMO*	403,840.75	4c Apartments 45 5.89	26,647,400.00	Other Receivables	134,746.98
DEBT SERVICE		Total 11351	452,601,600.00	Total	9,000,933.46
Principal Payments	273,900.00	Land Area 12.10 Sq. Miles		LIABILITIES, RESERVES, AND SURPLUS	
Interest Payments	101,076.44	Net Valuation Taxable-Municipal	458,517,300	Cash Liabilities	2,312,826.22
DEFERRED CHARGES	26,811,333.68	Net Valuation Taxable-County	894,585,672	Reserves for Receivables	3,023,837.81
SCHOOL, COUNTY, SPECIAL DISTRICT TAXES	1,438,033.35	State Equalized Valuation	944,533,701	Surplus Dec. 31, 1981	3,664,269.43
RESERVE FOR UNCOLLECTED TAXES	42,371,344.51	State Equalization Ratio	48.22	Total	9,000,933.46
EXPENDITURES TOTAL					

Population 1980 11,293
 Population 1981 11,322
 S & P Rating
 Moody Rating A

General Tax Rate Per \$100.
 4.95
 State Equalized Tax Rate
 2.17

WEST PATERSON BOROUGH - PASSAIC CO.
Form of Government:
Small Municipality Plan C (OMCL 50)
Number of Members on Governing Body - 7

PER CAPITA:

Gross Debt 503.35
 Net Debt 376.02
 Debt Service 30.61
 Total Tax Levy 564.50
 Municipal Expenditures 209.51

PER CENT:

Gross Debt 4.24
 Net Debt 1.67
 Tax Levy Collected 98.69
 Tax Levy Cancelled, Abated or Adjusted .04

EXPENDITURES		REVENUES-REALIZED		1981 PROPERTY TAX	
GENERAL GOVERNMENT				STATE EQUALIZED TAX RATE → .81	
Governing Body & Public Boards	16,600.00	1981 Property Taxes Collected 6,285,211.86		Local District School Taxes .81	2,363,168.76
Municipal Clerk		1981 Payments in Lieu of Taxes		Regional & Consolidated School Tax .44	1,303,771.96
Financial Administration	16,900.00	Delinquent Tax & Lien Collections 36,517.17		School Taxes in Municipal Budget	
Assessment of Taxes	93,479.88	Business Personalty Replacement Taxes 217,273.68		County Taxes .54	1,589,284.86
Collection of Taxes	27,193.12	Taxes from Public Utilities 363,291.00		County Library Taxes	
Planning, Housing & Development	10,613.04	Other Miscellaneous Tax Revenues		Local Municipal Purpose Taxes .37	1,084,318.26
Human Resources		State Aid Revenues 113,406.85		Veteran & Senior Citizen Taxes	104,450.00
Elections	2,795.37	Federal Aid Revenues 17,802.32		Total Taxes for Rate Computation 2.16	6,444,993.84
General Administration (other)	210,712.44	State and Local Fiscal Assistance Act Utilized 80,679.00		Special District Taxes	
JUDICIARY		Sale of Acquired Property 34,250.00		Bank Corp. Taxes	33,185.27
Municipal Courts	16,447.05	Other Miscellaneous Revenues 212,975.57		Added and Omitted Taxes	17,524.26
PUBLIC SAFETY		Total 7,361,407.45		Total Taxes Levied - ABSTRACT	6,391,253.37
Fire Protection	63,004.34	Prior Years Surplus Appropriated 250,000.00		Total Taxes Billed	6,368,404.75
Police Protection	498,351.00	REVENUES TOTAL 7,611,407.45		1981 TAXES COLLECTED	6,285,211.86
Civil Defense & Disaster Control	1,127.20	Reserve For Uncollected Taxes 158,432.09		1981 Taxes Cancelled, Abated or Adjusted	2,851.20
Environmental Inspection & Control	34,248.46	CAPITAL OUTLAY TOTAL 486,065.12		Transfer to Tax Title Liens or Foreclosed	1,715.65
Other Public Safety				Balance Outstanding Dec. 31, 1981	78,626.04
PUBLIC WORKS				PRIOR YEARS TAXES OUTSTANDING	
Streets and Drainage	166,214.02	Public Enterprises 465.00		Balance January 1, 1981	37,234.45
Sewers and Sewage Processing	156,208.65	Recreation—Culture 337,292.31		Collected in 1981	36,517.17
Garbage and Trash Disposal	138,579.00	Public Works 148,222.81		Cancelled, Abated or Adjusted 1981	183.63
Public Buildings and Grounds	49,213.00	Buildings and Grounds 85.00		Transfers to Tax Title Liens or Foreclosed	
Other Public Works	78,720.00	Library and Education Conservation		Balance December 31, 1981	533.65
HEALTH and WELFARE		All Other		TAX TITLE LIENS OUTSTANDING	
Health Services Except Environmental	20,470.50	CAPITAL DEBT AUTHORIZED, DECEMBER 31, 1981		Balance January 1, 1981	6,148.12
Welfare-Public Assistance	8,550.00	ISSUED AND UNISSUED GROSS DEBT NET DEBT		Transfer From Taxes	1,715.65
Hospitals, Clinics, First Aid		School 1,179,587		Redeemed in 1981	
Animal, Insect, & Rodent Control		Self-liquidating 97,000 97,000		Cancelled, Abated or Adjusted (1981)	
Other Welfare Services		Other 4,422,319 4,160,271		Transfers to Foreclosed Property	
RECREATION and CONSERVATION		Total 5,698,906 4,257,271		Balance December 31, 1981	7,863.77
Beaches and Boardwalks		ISSUED AND OUTSTANDING		PROPERTY ACQUIRED BY DEED OR FORECLOSURE	
Parks, Playgrounds, Shade Trees	27,756.04	School 952,087.84		Balance January 1, 1981	325,050.00
Land Reclamation & Conservation		Self-Liquidating 97,000.00		Transfers From Taxes or Liens	
Other Recreational Services	7,218.20	Other 3,610,550.00		Sale for Cash (1981)	34,250.00
EDUCATION (excluding schools)		Total 4,659,637.84		Cancelled, Abated or Adjusted (1981)	
Libraries	54,960.31	EQUALIZED VALUATION BASIS FOR NET DEBT COMPUTATION 254,773,045		Balance December 31, 1981	250,800.00
Other Educational Services		REAL PROPERTY VALUATIONS		CURRENT FINANCES DECEMBER 31, 1981 ASSETS	
STATUTORY EXPENDITURES		Code Class # of Parcels % VAL'N ASSESSED VALUATION		Cash Dec. 31, 1981	915,807.38
Pensions & F. I. C. A.	104,413.51	1 Vacant Land 149 4.75 6,047,500.00		Taxes Receivable	79,159.69
Employee Fringe Benefits	33,540.78	2 Residential 2365 58.69 74,691,900.00		Tax Title Liens	7,863.77
Other Statutory Expenditures	5,000.00	3 Farm 20,249,000.00		Foreclosed Property	290,800.00
CETA And Other Public Employment Programs	18,001.85	4a Commercial 91 15.91 14,601,800.00		Emergencies & Other Deferred Charges	104,800.00
MUNICIPAL FUNCTIONS TOTAL 1,860,325.76		4b Industrial 30 11.47 11,685,000.00		State and Federal Aid Receivable	1,425.81
CAPITAL IMPROVEMENTS *MEMO* 12,671.39		4c Apartments 6 9.18 127,275,600.00		Other Receivables	29,814.38
DEBT SERVICE		Total 2641		Total	1,429,731.03
Principal Payments	168,500.00	Land Area 2.95 Sq. Miles		LIABILITIES, RESERVES, AND SURPLUS	
Interest Payments	178,024.84	Net Valuation Taxable-Municipal 128,300,616		Cash Liabilities	326,177.82
DEFERRED CHARGES		Net Valuation Taxable-County 255,868,721		Reserves for Receivables	407,637.84
SCHOOL, COUNTY, SPECIAL DISTRICT TAXES	6,788.58	State Equalized Valuation 291,940,673		Surplus Dec. 31, 1981	695,915.37
RESERVE FOR UNCOLLECTED TAXES	5,256,225.58	State Equalization Ratio 43.75		Total	1,429,731.03
EXPENDITURES TOTAL 7,628,296.85					

0513

Population 1980 360
 Population 1981 360
 S & P Rating
 Moody Rating

General Tax Rate Per \$100. 3.57
 State Equalized Tax Rate 1.95

WEST WILDWOOD BORO. - CAPE MAY CO.

Form of Government:

Commission (1911)

Number of Members on Governing Body - 3

PER CAPITA:

Gross Debt 968.06
 Net Debt 968.06
 Debt Service 82.93
 Total Tax Levy 1,167.94
 Municipal Expenditures 1,047.29

PER CENT:

Gross Debt 1.85
 Net Debt 1.85
 Tax Levy Collected 93.57
 Tax Levy Cancelled, Abated or Adjusted

EXPENDITURES		REVENUES-REALIZED		1981 PROPERTY TAX	
GENERAL GOVERNMENT				STATE EQUALIZED TAX RATE	
Governing Body & Public Boards		1981 Property Taxes Collected	394,838.71	Local District School Taxes .47	100,479.50
Municipal Clerk		1981 Payments in Lieu of Taxes		Regional & Consolidated School Tax	
Financial Administration	35,784.00	Delinquent Tax & Lien Collections	23,945.55	School Taxes in Municipal Budget	
Assessment of Taxes	24,291.00	Business Personalty Replacement Taxes	2,567.20	County Taxes .38	81,158.90
Collection of Taxes	4,206.00	Taxes from Public Utilities	34,364.50	County Library Taxes .02	4,821.31
Planning, Housing & Development	600.00	Other Miscellaneous Tax Revenues	20,000.00	Local Municipal Purpose Taxes 1.09	234,000.00
Human Resources		State Aid Revenues	1,949.63	Veteran & Senior Citizen Taxes	9,600.00
Elections	1,100.00	Federal Aid Revenues		Total Taxes for Rate Computation 1.96	430,059.71
General Administration (other)	8,032.50	State and Local Fiscal Assistance Act Utilized	9,912.00	Special District Taxes	
JUDICIARY		Sale of Acquired Property		Bank Corp. Taxes	
Municipal Courts	3,316.00	Other Miscellaneous Revenues	23,838.28	Added and Omitted Taxes	
PUBLIC SAFETY		Total	511,415.87	Total Taxes Levied - ABSTRACT	420,459.71
Fire Protection	5,400.00	Prior Years Surplus Appropriated	31,000.00	Total Taxes Billed	421,954.59
Police Protection	44,192.00	REVENUES TOTAL	542,415.87	1981 TAXES COLLECTED	394,838.71
Civil Defense & Disaster Control	150.00	Reserve For Uncollected Taxes	32,000.00	1981 Taxes Cancelled, Abated or Adjusted	
Environmental Inspection & Control	4,278.00	CAPITAL OUTLAY TOTAL	156,776.25	Transfer to Tax Title Liens or Foreclosed	
Other Public Safety		Public Enterprises		Balance Outstanding Dec. 31, 1981	27,115.88
PUBLIC WORKS		Recreation—Culture		PRIOR YEARS TAXES OUTSTANDING	
Streets and Drainage	71,741.00	Public Works	156,776.25	Balance January 1, 1981	23,945.55
Sewers and Sewage Processing	54,284.00	Buildings and Grounds		Collected in 1981	23,945.55
Garbage and Trash Disposal	24,000.00	Library and Education		Cancelled, Abated or Adjusted 1981	
Public Buildings and Grounds	9,500.00	Conservation		Transfers to Tax Title Liens or Foreclosed	
Other Public Works		All Other		Balance December 31, 1981	
HEALTH and WELFARE		CAPITAL DEBT AUTHORIZED, DECEMBER 31, 1981		TAX TITLE LIENS OUTSTANDING	
Health Services Except Environmental		ISSUED AND UNISSUED GROSS DEBT NET DEBT		Balance January 1, 1981	2,607.28
Welfare-Public Assistance	300.00	School		Transfer From Taxes	
Hospitals, Clinics, First Aid		Self-liquidating		Redeemed in 1981	
Animal, Insect, & Rodent Control		Other 348,500	348,500	Cancelled, Abated or Adjusted (1981)	
Other Welfare Services		Total 348,500	348,500	Transfers to Foreclosed Property	
RECREATION and CONSERVATION		ISSUED AND OUTSTANDING		Balance December 31, 1981	2,607.28
Beaches and Boardwalks		School		PROPERTY ACQUIRED BY DEED OR	
Parks, Playgrounds, Shade Trees		Self-Liquidating		FORECLOSURE	
Land Reclamation & Conservation		Other		Balance January 1, 1981	
Other Recreational Services		Total	348,500.00	Transfers From Taxes or Liens	
EDUCATION (excluding schools)			348,500.00	Sale for Cash (1981)	
Libraries		EQUALIZED VALUATION BASIS		Cancelled, Abated or Adjusted (1981)	
Other Educational Services		FOR NET DEBT COMPUTATION	18,888,661	Balance December 31, 1981	
STATUTORY EXPENDITURES		REAL PROPERTY VALUATIONS		CURRENT FINANCES DECEMBER 31, 1981	
Pensions & F. I. C. A.	11,931.63	Code Class # of Parcels % VAL'N		ASSETS	
Employee Fringe Benefits		1 Vacant Land 218 8.10	548,950.00	Cash Dec. 31, 1981	114,135.39
Other Statutory Expenditures	606.12	2 Residential 549 84.17	9,863,635.00	Taxes Receivable	27,115.88
CETA And Other Public Employment Programs		3 Farm		Tax Title Liens	2,607.28
MUNICIPAL FUNCTIONS TOTAL	303,712.25	4a Commercial 16 4.26	498,700.00	Foreclosed Property	
CAPITAL IMPROVEMENTS *MEMO*	2,500.00	4b Industrial		Emergencies & Other Deferred Charges	21,000.00
DEBT SERVICE		4c Apartments 7 3.47	406,850.00	State and Federal Aid Receivable	20,000.00
Principal Payments	20,000.00	Total 790	11,718,135.00	Other Receivables	1,684.56
Interest Payments	9,853.25	Land Area .40 Sq. Miles		Total	186,543.11
DEFERRED CHARGES	11,459.50	Net Valuation Taxable-Municipal	11,771,037	LIABILITIES, RESERVES, AND SURPLUS	
SCHOOL, COUNTY, SPECIAL DISTRICT TAXES	186,459.71	Net Valuation Taxable-County	19,323,744	Cash Liabilities	106,316.65
RESERVE FOR UNCOLLECTED TAXES	32,000.00	State Equalized Valuation	21,479,369	Reserves for Receivables	31,407.72
EXPENDITURES TOTAL	563,484.71	State Equalization Ratio	54.69	Surplus Dec. 31, 1981	48,818.74
				Total	186,543.11

Population 1980 8,542
 Population 1981 8,491
 S & P Rating
 Moody Rating A

General Tax Rate Per \$100. 6.20
 State Equalized Tax Rate 2.45

WEST WINDSOR TOWNSHIP - MERCER CO.
Form of Government:
Township Committee
Number of Members on Governing Body - 5

PER CAPITA:

Gross Debt 1,701.87
 Net Debt 1,093.38
 Debt Service 93.36
 Total Tax Levy 1,054.26
 Municipal Expenditures 485.16

PER CENT

Gross Debt 4.58
 Net Debt 2.94
 Tax Levy Collected 95.20
 Tax Levy Cancelled, Abated or Adjusted .01

EXPENDITURES		REVENUES-REALIZED		1981 PROPERTY TAX	
GENERAL GOVERNMENT				STATE EQUALIZED TAX RATE →	
Governing Body & Public Boards				Local District School Taxes	
Municipal Clerk				Regional & Consolidated School Tax 1.31	
Financial Administration	62,999.00			School Taxes in Municipal Budget	
Assessment of Taxes	26,143.00			County Taxes .80	
Collection of Taxes	21,690.00			County Library Taxes .04	
Planning, Housing & Development	175,220.00			Local Municipal Purpose Taxes .29	
Human Resources				Veteran & Senior Citizen Taxes	
Elections	4,500.00			Total Taxes for Rate Computation 2.44	
General Administration (other)	306,961.00			Special District Taxes	
JUDICIARY				Bank Corp. Taxes	
Municipal Courts	38,407.00			Added and Omitted Taxes	
PUBLIC SAFETY				Total Taxes Levied - ABSTRACT	
Fire Protection	149,850.00			Total Taxes Billed	
Police Protection	787,280.00			1981 TAXES COLLECTED	
Civil Defense & Disaster Control	100.00			1981 Taxes Cancelled, Abated or Adjusted	
Environmental Inspection & Control	56,709.00			Transfer to Tax Title Liens or Foreclosed	
Other Public Safety				Balance Outstanding Dec. 31, 1981	
PUBLIC WORKS				PRIOR YEARS TAXES OUTSTANDING	
Streets and Drainage	191,038.28			Balance January 1, 1981	
Sewers and Sewage Processing	425,472.00			Collected in 1981	
Garbage and Trash Disposal	175,482.42			Cancelled, Abated or Adjusted 1981	
Public Buildings and Grounds	89,283.00			Transfers to Tax Title Liens or Foreclosed	
Other Public Works	4,757.00			Balance December 31, 1981	
HEALTH and WELFARE				TAX TITLE LIENS OUTSTANDING	
Health Services Except Environmental	38,231.00			Balance January 1, 1981	
Welfare-Public Assistance	7,189.00			Transfer From Taxes	
Hospitals, Clinics, First Aid				Redeemed in 1981	
Animal, Insect, & Rodent Control	9,000.00			Cancelled, Abated or Adjusted (1981)	
Other Welfare Services				Transfers to Foreclosed Property	
RECREATION and CONSERVATION				Balance December 31, 1981	
Beaches and Boardwalks				PROPERTY ACQUIRED BY DEED OR	
Parks, Playgrounds, Shade Trees	4,905.00			FORECLOSURE	
Land Reclamation & Conservation	7,250.00			Balance January 1, 1981	
Other Recreational Services	24,908.00			Transfers From Taxes or Liens	
EDUCATION (excluding schools)				Sale for Cash (1981)	
Libraries				Cancelled, Abated or Adjusted (1981)	
Other Educational Services				Balance December 31, 1981	
STATUTORY EXPENDITURES				CURRENT FINANCES DECEMBER 31, 1981	
Pensions & F. I. C. A.	178,795.00			ASSETS	
Employee Fringe Benefits	69,950.00			Cash Dec. 31, 1981	
Other Statutory Expenditures	6,300.00			Taxes Receivable	
CETA And Other Public Employment Programs				Tax Title Liens	
MUNICIPAL FUNCTIONS				Foreclosed Property	
CAPITAL IMPROVEMENTS				Emergencies & Other Deferred Charges	
DEBT SERVICE				State and Federal Aid Receivable	
Principal Payments	203,000.00			Other Receivables	
Interest Payments	589,692.40			Total	
DEFERRED CHARGES				LIABILITIES, RESERVES, AND SURPLUS	
SCHOOL, COUNTY, SPECIAL DISTRICT TAXES	76,243.72			Cash Liabilities	
RESERVE FOR UNCOLLECTED TAXES	7,633,868.22			Reserves for Receivables	
EXPENDITURES				Surplus Dec. 31, 1981	
TOTAL	11,753,344.04			Total	

0337

Population 1980 3,383
 Population 1981 3,480
 S & P Rating
 Moody Rating

General Tax Rate Per \$100. 2.73
 State Equalized Tax Rate 2.54

WESTAMPTON TWP. - BURLINGTON CO.
Form of Government:
Township Committee
Number of Members on Governing Body - 5

PER CAPITA:
 Gross Debt 55.77
 Net Debt 30.75
 Debt Service 3.71
 Total Tax Levy 581.52
 Municipal Expenditures 339.43

PER CENT:
 Gross Debt .29
 Net Debt .16
 Tax Levy Collected 96.82
 Tax Levy Cancelled, Abated or Adjusted .21

EXPENDITURES		REVENUES-REALIZED		1981 PROPERTY TAX	
GENERAL GOVERNMENT				STATE EQUALIZED TAX RATE	
Governing Body & Public Boards		1981 Property Taxes Collected	1,561,543.82	Local District School Taxes 1.05	819,985.00
Municipal Clerk		1981 Payments in Lieu of Taxes		Regional & Consolidated School Tax .76	593,406.10
Financial Administration	18,266.35	Delinquent Tax & Lien Collections	53,565.11	School Taxes in Municipal Budget	
Assessment of Taxes	10,101.23	Business Personalty Replacement Taxes	45,080.80	County Taxes .57	450,369.49
Collection of Taxes	19,969.02	Taxes from Public Utilities	299,852.00	County Library Taxes .03	24,659.75
Planning, Housing & Development	9,562.32	Other Miscellaneous Tax Revenues	85,320.00	Local Municipal Purpose Taxes .13	101,296.44
Human Resources		State Aid Revenues	21,159.67	Veteran & Senior Citizen Taxes	25,200.00
Elections	876.55	Federal Aid Revenues	4,866.06	Total Taxes for Rate Computation 2.54	2,014,916.78
General Administration (other)	146,638.84	State and Local Fiscal Assistance Act Utilized	52,235.00	Special District Taxes	
JUDICIARY		Sale of Acquired Property		Bank Corp. Taxes	
Municipal Courts	41,030.26	Other Miscellaneous Revenues	322,128.12	Added and Omitted Taxes	33,987.69
PUBLIC SAFETY		Total	2,846,150.58	Total Taxes Levied - ABSTRACT	2,023,704.47
Fire Protection	66,611.00	Prior Years Surplus Appropriated	268,000.00	Total Taxes Billed	2,026,441.60
Police Protection	321,541.00	REVENUES TOTAL	3,114,150.58	1981 TAXES COLLECTED	1,961,943.82
Civil Defense & Disaster Control	1,550.00	Reserve For Uncollected Taxes	75,659.43	1981 Taxes Cancelled, Abated or Adjusted	4,296.48
Environmental Inspection & Control	23,546.15	CAPITAL OUTLAY TOTAL	58,173.00	Transfer to Tax Title Liens or Foreclosed	980.07
Other Public Safety				Balance Outstanding Dec. 31, 1981	59,221.23
PUBLIC WORKS				PRIOR YEARS TAXES OUTSTANDING	
Streets and Drainage	202,792.37	Public Enterprises		Balance January 1, 1981	46,209.40
Sewers and Sewage Processing	80,000.00	Recreation—Culture		Collected in 1981	45,582.39
Garbage and Trash Disposal	55,700.00	Public Works	58,173.00	Cancelled, Abated or Adjusted 1981	616.81
Public Buildings and Grounds	15,000.00	Buildings and Grounds		Transfers to Tax Title Liens or Foreclosed	
Other Public Works	2,250.00	Library and Education		Balance December 31, 1981	10.20
HEALTH and WELFARE		Conservation		TAX TITLE LIENS OUTSTANDING	
Health Services Except Environmental	1,059.05	All Other		Balance January 1, 1981	23,548.38
Welfare-Public Assistance	4,468.50	CAPITAL DEBT AUTHORIZED, DECEMBER 31, 1981		Transfer From Taxes	980.07
Hospitals, Clinics, First Aid		ISSUED AND UNISSUED GROSS DEBT		Redeemed in 1981	7,982.72
Animal, Insect, & Rodent Control		School 87,079		Cancelled, Abated or Adjusted (1981)	
Other Welfare Services		Self-liquidating		Transfers to Foreclosed Property	
RECREATION and CONSERVATION		Other 107,000	107,000	Balance December 31, 1981	16,545.73
Beaches and Boardwalks		Total 194,079	107,000	PROPERTY ACQUIRED BY DEED OR FORECLOSURE	
Parks, Playgrounds, Shade Trees				Balance January 1, 1981	60,600.00
Land Reclamation & Conservation	2,372.70	ISSUED AND OUTSTANDING		Transfers From Taxes or Liens	
Other Recreational Services	15,946.86	School 87,079.43		Sale for Cash (1981)	
EDUCATION (excluding schools)		Self-Liquidating		Cancelled, Abated or Adjusted (1981)	
Libraries		Other 107,000.00	107,000.00	Balance December 31, 1981	60,600.00
Other Educational Services		Total 194,079.43		CURRENT FINANCES DECEMBER 31, 1981	
STATUTORY EXPENDITURES		EQUALIZED VALUATION BASIS		ASSETS	
Pensions & F. I. C. A.	44,500.00	FOR NET DEBT COMPUTATION	67,977,776	Cash Dec. 31, 1981	892,410.20
Employee Fringe Benefits		REAL PROPERTY VALUATIONS		Taxes Receivable	59,231.43
Other Statutory Expenditures	5,112.17	Code Class # of Parcels % VAL'N	ASSESSED VALUATION	Tax Title Liens	16,545.73
CETA And Other Public Employment Programs	3,736.33	1 Vacant Land 224 6.33	4,561,850.00	Foreclosed Property	60,600.00
MUNICIPAL FUNCTIONS		2 Residential 1064 71.49	51,509,450.00	Emergencies & Other Deferred Charges	896.59
CAPITAL IMPROVEMENTS *MEMO*	5,000.00	3 Farm 127 4.59	3,310,850.00	State and Federal Aid Receivable	85,320.00
DEBT SERVICE		4a Commercial 51 9.41	6,783,850.00	Other Receivables	33,307.28
Principal Payments	10,000.00	4b Industrial 2 8.17	5,687,800.00	Total	1,148,311.23
Interest Payments	2,900.00	4c Apartments		LIABILITIES, RESERVES, AND SURPLUS	
DEFERRED CHARGES		Total 1468	72,053,800.00	Cash Liabilities	620,421.56
SCHOOL, COUNTY, SPECIAL DISTRICT TAXES	1,888,420.34	Land Area 11.04 Sq. Miles		Reserves for Receivables	169,684.44
RESERVE FOR UNCOLLECTED TAXES	75,699.43	Net Valuation Taxable-Municipal	73,007,761	Surplus Dec. 31, 1981	358,205.23
EXPENDITURES		Net Valuation Taxable-County	73,861,363	Total	1,148,311.23
TOTAL	3,069,650.47	State Equalized Valuation	78,372,893		
		State Equalization Ratio	93.07		

2020

Population 1980 30,447

Population 1981 30,444

S & P Rating

Maady Rating AA

General Tax Rate Per \$100.

5.49

State Equalized Tax Rate

2.38

WESTFIELD TOWN - UNION COUNTY

Form of Government:

Special Charter (P.L. 1967 c. 195)

Number of Members on Governing Body - 9

PER CAPITA:

Grass Debt 164.47

Net Debt 95.36

Debt Service 5.79

Total Tax Levy 780.85

Municipal Expenditures 300.17

PER CENT:

Grass Debt .57

Net Debt .33

Tax Levy Collected 98.44

Tax Levy Cancelled, Abated

or Adjusted .17

EXPENDITURES		REVENUES-REALIZED		1981 PROPERTY TAX	
GENERAL GOVERNMENT				STATE EQUALIZED TAX RATE →	
Governing Body & Public Boards		1981 Property Taxes Collected	23,379,529.15	Local District School Taxes	1.57
Municipal Clerk		1981 Payments in Lieu of Taxes		Regional & Consolidated School Tax	
Financial Administration	45,500.00	Delinquent Tax & Lien Collections	285,851.20	School Taxes in Municipal Budget	
Assessment of Taxes	42,225.00	Business Personalty Replacement Taxes	338,765.60	County Taxes	.45
Collection of Taxes	54,250.00	Taxes from Public Utilities	1,748,001.00	County Library Taxes	
Planning, Housing & Development	13,350.00	Other Miscellaneous Tax Revenues		Local Municipal Purpose Taxes	.35
Human Resources		State Aid Revenues	326,458.21	Veteran & Senior Citizen Taxes	
Elections		Federal Aid Revenues		Total Taxes for Rate Computation	2.37
General Administration (other)	765,780.00	State and Local Fiscal Assistance Act Utilized	141,283.00	Special District Taxes	
JUDICIARY		Sale of Acquired Property		Bank Corp. Taxes	
Municipal Courts	79,750.00	Other Miscellaneous Revenues	2,055,755.34	Added and Omitted Taxes	
PUBLIC SAFETY		Total	28,276,083.50	Total Taxes Levied - ABSTRACT	
Fire Protection	1,184,900.00	Prior Years Surplus Appropriated	1,560,000.00	Total Taxes Billed	
Police Protection	1,575,170.00	REVENUES TOTAL	29,836,083.50	1981 TAXES COLLECTED	
Civil Defense & Disaster Control	700.00	Reserve For Uncollected Taxes	1,201,600.00	1981 Taxes Cancelled, Abated or Adjusted	
Environmental Inspection & Control	82,000.00	CAPITAL OUTLAY TOTAL	511,152.53	Transfer to Tax Title Liens or Foreclosed	
Other Public Safety				Balance Outstanding Dec. 31, 1981	
PUBLIC WORKS				PRIOR YEARS TAXES OUTSTANDING	
Streets and Drainage	770,700.00	Public Enterprises	58.72	Balance January 1, 1981	
Sewers and Sewage Processing	479,150.00	Recreation—Culture	13,414.40	Collected in 1981	
Garbage and Trash Disposal		Public Works	420,525.62	Cancelled, Abated or Adjusted 1981	
Public Buildings and Grounds	131,300.00	Buildings and Grounds	76,950.81	Transfers to Tax Title Liens or Foreclosed	
Other Public Works	13,680.00	Library and Education	202.98	Balance December 31, 1981	
HEALTH and WELFARE		Conservation		TAX TITLE LIENS OUTSTANDING	
Health Services Except Environmental	130,506.50	All Other		Balance January 1, 1981	
Welfare-Public Assistance	24,850.00	CAPITAL DEBT AUTHORIZED, DECEMBER 31, 1981		Transfer From Taxes	
Hospitals, Clinics, First Aid	10,500.00	ISSUED AND UNISSUED		Redeemed in 1981	
Animal, Insect, & Rodent Control	6,900.00	School	1,804,000	Cancelled, Abated or Adjusted (1981)	
Other Welfare Services		Self-Liquidating	300,000	Transfers to Foreclosed Property	
RECREATION and CONSERVATION		Other	2,903,003	Balance December 31, 1981	
Beaches and Boardwalks		Total	5,007,003	PROPERTY ACQUIRED BY DEED OR FORECLOSURE	
Parks, Playgrounds, Shade Trees	461,100.00	ISSUED AND OUTSTANDING		Balance January 1, 1981	
Land Reclamation & Conservation		School	1,804,000.00	Transfers From Taxes or Liens	
Other Recreational Services	158,325.00	Self-Liquidating	300,000.00	Sale for Cash (1981)	
EDUCATION (excluding schools)		Other	1,662,000.00	Cancelled, Abated or Adjusted (1981)	
Libraries	253,546.00	Total	3,766,000.00	Balance December 31, 1981	
Other Educational Services		EQUALIZED VALUATION BASIS		CURRENT FINANCES DECEMBER 31, 1981	
STATUTORY EXPENDITURES		FOR NET DEBT COMPUTATION	876,112,758	ASSETS	
Pensions & F. I. C. A.	734,567.00	REAL PROPERTY VALUATIONS		Cash Dec. 31, 1981	
Employee Fringe Benefits	212,279.44	Code Class # of Parcels % VAL'N		Taxes Receivable	
Other Statutory Expenditures	21,000.00	1 Vacant Land 452 .71		Tax Title Liens	
CETA And Other Public Employment Programs		2 Residential 8656 86.07		Foreclosed Property	
MUNICIPAL FUNCTIONS TOTAL	7,296,028.94	3 Farm 3		Emergencies & Other Deferred Charges	
CAPITAL IMPROVEMENTS *MEMO*	100.00	4a Commercial 407 9.86		State and Federal Aid Receivable	
DEBT SERVICE		4b Industrial 19 .93		Other Receivables	
Principal Payments	90,000.00	4c Apartments 60 2.43		Total	
Interest Payments	86,136.00	Total 9597		LIABILITIES, RESERVES, AND SURPLUS	
DEFERRED CHARGES		Land Area 6.50 Sq. Miles		Cash Liabilities	
SCHOOL, COUNTY, SPECIAL DISTRICT TAXES	464,721.00	Net Valuation Taxable-Municipal	431,165,287	Reserves for Receivables	
RESERVE FOR UNCOLLECTED TAXES	20,132,391.46	Net Valuation Taxable-County	858,954,596	Surplus Dec. 31, 1981	
EXPENDITURES TOTAL	29,270,877.40	State Equalized Valuation	950,731,205	Total	
		State Equalization Ratio	43.29		

0821

Population 1980 **4,786**
 Population 1981 **4,786**
 S & P Rating
 Moody Rating

General Tax Rate Per \$100. **3.19**
 State Equalized Tax Rate **2.53**

WESTVILLE BOROUGH - GLOUCESTER CO.**Form of Government:****Borough Council****Number of Members on Governing Body - 6****PER CAPITA:**

Gross Debt **695.67**
 Net Debt **69.14**
 Debt Service **6.08**
 Total Tax Levy **373.63**
 Municipal Expenditures **233.57**

PER CENT:

Gross Debt **5.14**
 Net Debt **.51**
 Tax Levy Collected **95.37**
 Tax Levy Cancelled, Abated or Adjusted **.58**

EXPENDITURES		REVENUES-REALIZED		1981 PROPERTY TAX	
GENERAL GOVERNMENT				STATE EQUALIZED TAX RATE →	
Governing Body & Public Boards		1981 Property Taxes Collected	1,700,171.16	Local District School Taxes	411,757.00
Municipal Clerk	26,134.26	1981 Payments in Lieu of Taxes		Regional & Consolidated School Tax	587,945.28
Financial Administration	29,326.50	Delinquent Tax & Lien Collections	64,427.27	School Taxes in Municipal Budget	
Assessment of Taxes	5,255.91	Business Personalty Replacement Taxes	45,409.08	County Taxes	409,905.83
Collection of Taxes	12,958.22	Taxes from Public Utilities	197,159.00	County Library Taxes	
Planning, Housing & Development	4,520.00	Other Miscellaneous Tax Revenues		Local Municipal Purpose Taxes	367,228.54
Human Resources		State Aid Revenues	47,250.23	Veteran & Senior Citizen Taxes	70,950.00
Elections	1,248.05	Federal Aid Revenues	33,427.76	Total Taxes for Rate Computation	2.53 1,847,786.65
General Administration (other)	124,421.42	State and Local Fiscal Assistance Act Utilized	42,205.00	Special District Taxes	
JUDICIARY		Sale of Acquired Property		Bank Corp. Taxes	6,071.48
Municipal Courts	19,115.00	Other Miscellaneous Revenues	346,010.25	Added and Omitted Taxes	5,266.94
PUBLIC SAFETY		Total	2,476,059.75	Total Taxes Levied - ABSTRACT	1,788,175.07
Fire Protection	18,950.00	Prior Years Surplus Appropriated	168,000.00	Total Taxes Billed	1,782,729.33
Police Protection	232,389.63	REVENUES TOTAL	2,644,059.75	1981 TAXES COLLECTED	1,700,171.16
Civil Defense & Disaster Control	950.00	Reserve For Uncollected Taxes	69,719.41	1981 Taxes Cancelled, Abated or Adjusted	10,331.05
Environmental Inspection & Control	6,875.00	CAPITAL OUTLAY TOTAL	252,339.30	Transfer to Tax Title Liens or Foreclosed	701.80
Other Public Safety				Balance Outstanding Dec. 31, 1981	71,525.32
PUBLIC WORKS				PRIOR YEARS TAXES OUTSTANDING	
Streets and Drainage	125,897.93	Public Enterprises	252,339.30	Balance January 1, 1981	62,611.11
Sewers and Sewage Processing	166,592.12	Recreation—Culture		Collected in 1981	62,075.69
Garbage and Trash Disposal	55,800.00	Public Works		Cancelled, Abated or Adjusted 1981	535.42
Public Buildings and Grounds	17,250.00	Buildings and Grounds		Transfers to Tax Title Liens or Foreclosed	
Other Public Works		Library and Education		Balance December 31, 1981	
HEALTH and WELFARE		Conservation		TAX TITLE LIENS OUTSTANDING	
Health Services Except Environmental	666.33	All Other		Balance January 1, 1981	4,047.08
Welfare-Public Assistance	4,400.00	CAPITAL DEBT AUTHORIZED, DECEMBER 31, 1981		Transfer From Taxes	701.80
Hospitals, Clinics, First Aid		ISSUED AND UNISSUED		Redeemed in 1981	2,351.58
Animal, Insect, & Rodent Control	650.00	School	1,945,848	Cancelled, Abated or Adjusted (1981)	
Other Welfare Services		Self-liquidating	1,190,600	Transfers to Foreclosed Property	
RECREATION and CONSERVATION		Other	193,015	Balance December 31, 1981	2,397.30
Beaches and Boardwalks		Total	3,329,463	PROPERTY ACQUIRED BY DEED OR FORECLOSURE	
Parks, Playgrounds, Shade Trees	21,108.00	ISSUED AND OUTSTANDING		Balance January 1, 1981	12,550.00
Land Reclamation & Conservation		School	1,945,848.34	Transfers From Taxes or Liens	
Other Recreational Services	1,973.91	Self-Liquidating	1,190,600.00	Sale for Cash (1981)	
EDUCATION (excluding schools)		Other	192,515.00	Cancelled, Abated or Adjusted (1981)	
Libraries	18,600.00	Total	3,328,963.34	Balance December 31, 1981	12,550.00
Other Educational Services		EQUALIZED VALUATION BASIS		CURRENT FINANCES DECEMBER 31, 1981	
STATUTORY EXPENDITURES		FOR NET DEBT COMPUTATION	64,730,646	ASSETS	
Pensions & F. I. C. A.	61,618.84	REAL PROPERTY VALUATIONS		Cash Dec. 31, 1981	356,181.16
Employee Fringe Benefits	26,223.74	Code Class # of Parcels % VAL'N		Taxes Receivable	71,525.32
Other Statutory Expenditures	6,270.00	1 Vacant Land 86 1.82	1,004,400.00	Tax Title Liens	2,397.30
CETA And Other Public Employment Programs	18,767.10	2 Residential 1368 69.04	38,093,100.00	Foreclosed Property	12,550.00
MUNICIPAL FUNCTIONS TOTAL	1,011,961.96	3 Farm		Emergencies & Other Deferred Charges	
CAPITAL IMPROVEMENTS *MEMO*	1,000.00	4a Commercial 119 14.94	8,244,300.00	State and Federal Aid Receivable	4,093.36
DEBT SERVICE		4b Industrial 12 8.18	4,513,100.00	Other Receivables	60,879.52
Principal Payments	13,575.00	4c Apartments 11 6.01	3,318,300.00	Total	507,626.66
Interest Payments	15,525.00	Total 1596	55,173,200.00	LIABILITIES, RESERVES, AND SURPLUS	
DEFERRED CHARGES	7,082.03	Land Area 1.21 Sq. Miles		Cash Liabilities	98,338.13
SCHOOL, COUNTY, SPECIAL DISTRICT TAXES	1,409,608.11	Net Valuation Taxable-Municipal	55,719,824	Reserves for Receivables	147,352.14
RESERVE FOR UNCOLLECTED TAXES	69,719.41	Net Valuation Taxable-County	67,361,419	Surplus Dec. 31, 1981	261,936.39
EXPENDITURES TOTAL	2,527,471.51	State Equalized Valuation	70,238,642	Total	507,626.66
		State Equalization Ratio	79.19		

0267

Population 1980 **10,714**
 Population 1981 **11,208**
 S & P Rating
 Moody Rating **A-1**

General Tax Rate Per \$100. **3.12**
 State Equalized Tax Rate **2.37**

WESTWOOD BOROUGH - BERGEN COUNTY
Form of Government:
Borough Council
Number of Members on Governing Body - 6

PER CAPITA:
 Gross Debt **375.87**
 Net Debt **202.47**
 Debt Service **10.26**
 Total Tax Levy **644.81**
 Municipal Expenditures **294.51**

PER CENT:
 Gross Debt **1.55**
 Net Debt **.84**
 Tax Levy Collected **97.32**
 Tax Levy Cancelled, Abated or Adjusted **.10**

EXPENDITURES		REVENUES-REALIZED		1981 PROPERTY TAX	
GENERAL GOVERNMENT				STATE EQUALIZED TAX RATE →	
Governing Body & Public Boards	5,500.00	1981 Property Taxes Collected	7,029,552.69	Local District School Taxes	
Municipal Clerk		1981 Payments in Lieu of Taxes		Regional & Consolidated School Tax 1.46	4,442,673.68
Financial Administration	19,000.00	Delinquent Tax & Lien Collections	214,516.01	School Taxes in Municipal Budget	
Assessment of Taxes	24,271.00	Business Personalty Replacement Taxes	177,651.52	County Taxes	.33 990,123.10
Collection of Taxes	53,779.00	Taxes from Public Utilities	649,657.00	County Library Taxes	
Planning, Housing & Development	12,400.00	Other Miscellaneous Tax Revenues		Local Municipal Purpose Taxes	.58 1,758,186.94
Human Resources	1,600.00	State Aid Revenues	140,112.39	Veteran & Senior Citizen Taxes	76,250.00
Elections	2,400.00	Federal Aid Revenues		Total Taxes for Rate Computation	2.37 7,267,233.72
General Administration (other)	310,850.36	State and Local Fiscal Assistance Act Utilized	131,304.38	Special District Taxes	
JUDICIARY		Sale of Acquired Property		Bank Corp. Taxes	22,196.42
Municipal Courts	31,235.00	Other Miscellaneous Revenues	319,653.13	Added and Omitted Taxes	13,821.82
PUBLIC SAFETY		Total	8,662,727.52	Total Taxes Levied - ABSTRACT	7,227,001.96
Fire Protection	118,630.00	Prior Years Surplus Appropriated	250,000.00	Total Taxes Billed	7,222,948.99
Police Protection	775,352.00	REVENUES TOTAL	8,912,727.52	1981 TAXES COLLECTED	7,029,552.69
Civil Defense & Disaster Control	300.00	Reserve For Uncollected Taxes	286,418.85	1981 Taxes Cancelled, Abated or Adjusted	7,577.63
Environmental Inspection & Control	45,200.00			Transfer to Tax Title Liens or Foreclosed	10,891.92
Other Public Safety				Balance Outstanding Dec. 31, 1981	174,926.75
PUBLIC WORKS		CAPITAL OUTLAY TOTAL	396,662.86	PRIOR YEARS TAXES OUTSTANDING	
Streets and Drainage	490,260.00	Public Enterprises		Balance January 1, 1981	207,278.15
Sewers and Sewage Processing	232,125.00	Recreation—Culture	25,229.05	Collected in 1981	204,463.95
Garbage and Trash Disposal		Public Works	192,687.42	Cancelled, Abated or Adjusted 1981	
Public Buildings and Grounds	97,993.00	Buildings and Grounds	174,022.84	Transfers to Tax Title Liens or Foreclosed	2,814.20
Other Public Works		Library and Education	4,743.55	Balance December 31, 1981	
HEALTH and WELFARE		Conservation		TAX TITLE LIENS OUTSTANDING	
Health Services Except Environmental	74,500.00	All Other		Balance January 1, 1981	68,210.56
Welfare-Public Assistance	17,516.00			Transfer From Taxes	13,706.12
Hospitals, Clinics, First Aid				Redeemed in 1981	10,052.06
Animal, Insect, & Rodent Control				Cancelled, Abated or Adjusted (1981)	
Other Welfare Services	10.00			Transfers to Foreclosed Property	
RECREATION and CONSERVATION				Balance December 31, 1981	71,864.62
Beaches and Boardwalks				PROPERTY ACQUIRED BY DEED OR FORECLOSURE	
Parks, Playgrounds, Shade Trees	50.00			Balance January 1, 1981	223,600.00
Land Reclamation & Conservation	500.00			Transfers From Taxes or Liens	
Other Recreational Services	97,533.00			Sale for Cash (1981)	
EDUCATION (excluding schools)				Cancelled, Abated or Adjusted (1981)	
Libraries	118,680.00			Balance December 31, 1981	223,600.00
Other Educational Services				CURRENT FINANCES DECEMBER 31, 1981	
STATUTORY EXPENDITURES				ASSETS	
Pensions & F. I. C. A.	237,523.83			Cash Dec. 31, 1981	778,611.45
Employee Fringe Benefits	70,423.00			Taxes Receivable	174,926.75
Other Statutory Expenditures	10,000.00			Tax Title Liens	71,864.62
CETA And Other Public Employment Programs				Foreclosed Property	223,600.00
MUNICIPAL FUNCTIONS TOTAL	2,847,631.19			Emergencies & Other Deferred Charges	10,000.00
CAPITAL IMPROVEMENTS *MEMO*	129,919.23			State and Federal Aid Receivable	
DEBT SERVICE				Other Receivables	9,365.79
Principal Payments	82,350.00			Total	1,268,368.61
Interest Payments	32,657.75			LIABILITIES, RESERVES, AND SURPLUS	
DEFERRED CHARGES	51,841.96			Cash Liabilities	274,224.23
SCHOOL, COUNTY, SPECIAL DISTRICT TAXES	5,432,796.78			Reserves for Receivables	479,757.16
RESERVE FOR UNCOLLECTED TAXES	286,418.85			Surplus Dec. 31, 1981	514,387.22
EXPENDITURES TOTAL	8,733,696.53			Total	1,268,368.61
		REAL PROPERTY VALUATIONS	ASSESSED VALUATION		
		Code Class # of Parcels % VAL'N			
		1 Vacant Land 216 1.76	4,036,600.00		
		2 Residential 2788 72.03	165,402,300.00		
		3 Farm			
		4a Commercial 201 16.43	37,716,700.00		
		4b Industrial 33 4.20	9,636,900.00		
		4c Apartments 21 5.59	12,828,400.00		
		Total 3259	229,620,900.00		
		Land Area 2.40 Sq. Miles			
		Net Valuation Taxable-Municipal	231,061,768		
		Net Valuation Taxable-County	276,364,364		
		State Equalized Valuation	303,295,607		
		State Equalization Ratio	76.07		

0125

Population 1980 1,260
 Population 1981 1,265
 S & P Rating
 Moody Rating

General Tax Rate Per \$100. 4.11
 State Equalized Tax Rate 1.80

WEYMOUTH TOWNSHIP – ATLANTIC CO.
Form of Government:
Township Committee
Number of Members on Governing Body – 3

PER CAPITA:
 Gross Debt 96.67
 Net Debt 35.01
 Debt Service 4.95
 Total Tax Levy 368.63
 Municipal Expenditures 187.52

PER CENT:
 Gross Debt .62
 Net Debt .22
 Tax Levy Collected 89.35
 Tax Levy Cancelled, Abated or Adjusted .08

EXPENDITURES	REVENUES-REALIZED	1981 PROPERTY TAX
GENERAL GOVERNMENT		STATE EQUALIZED TAX RATE
Governing Body & Public Boards		Local District School Taxes 1.35
Municipal Clerk		Regional & Consolidated School Tax
Financial Administration 6,200.00	1981 Property Taxes Collected 409,974.49	School Taxes in Municipal Budget
Assessment of Taxes 6,650.00	1981 Payments in Lieu of Taxes	County Taxes .43 *
Collection of Taxes 8,250.00	Delinquent Tax & Lien Collections 30,500.99	County Library Taxes .02
Planning, Housing & Development 3,225.00	Business Personality Replacement Taxes 8,530.92	Local Municipal Purpose Taxes
Human Resources	Taxes from Public Utilities 104,843.00	Veteran & Senior Citizen Taxes
Elections	Other Miscellaneous Tax Revenues	Total Taxes for Rate Computation 1.80
General Administration (other) 50,533.95	State Aid Revenues 7,179.61	Special District Taxes
JUDICIARY	Federal Aid Revenues	Bank Corp. Taxes 6,027.34
Municipal Courts 2,900.00	State and Local Fiscal Assistance Act Utilized 18,413.00	Added and Omitted Taxes 3,863.42
PUBLIC SAFETY	Sale of Acquired Property	Total Taxes Levied - ABSTRACT 463,785.49
Fire Protection 14,000.00	Other Miscellaneous Revenues	Total Taxes Billed 458,855.13
Police Protection 6,350.00	Total 605,137.24	1981 TAXES COLLECTED 409,974.49
Civil Defense & Disaster Control 2,200.00	Prior Years Surplus Appropriated 70,000.00	1981 Taxes Cancelled, Abated or Adjusted 361.68
Environmental Inspection & Control 1,200.00	REVENUES TOTAL 675,137.24	Transfer to Tax Title Liens or Foreclosed 637.05
Other Public Safety	Reserve For Uncollected Taxes 29,067.53	Balance Outstanding Dec. 31, 1981 47,881.91
PUBLIC WORKS	CAPITAL OUTLAY TOTAL 74,067.53	PRIOR YEARS TAXES OUTSTANDING
Streets and Drainage 30,500.00	Public Enterprises	Balance January 1, 1981 27,420.55
Sewers and Sewage Processing	Recreation—Culture	Collected in 1981 25,757.39
Garbage and Trash Disposal 8,500.00	Public Works	Cancelled, Abated or Adjusted 1981
Public Buildings and Grounds 8,700.00	Buildings and Grounds	Transfers to Tax Title Liens or Foreclosed
Other Public Works	Library and Education	Balance December 31, 1981 1,663.16
HEALTH and WELFARE	Conservation	TAX TITLE LIENS OUTSTANDING
Health Services Except Environmental 75.00	All Other	Balance January 1, 1981 7,710.51
Welfare-Public Assistance 1,450.00	CAPITAL DEBT AUTHORIZED, DECEMBER 31, 1981	Transfer From Taxes 637.05
Hospitals, Clinics, First Aid	ISSUED AND UNISSUED GROSS DEBT NET DEBT	Redeemed in 1981 4,743.60
Animal, Insect, & Rodent Control 100.00	School 78,000	Cancelled, Abated or Adjusted (1981)
Other Welfare Services	Self-liquidating 44,289	Transfers to Foreclosed Property
RECREATION and CONSERVATION	Other 44,289	Balance December 31, 1981 3,603.96
Beaches and Boardwalks	Total 122,289	PROPERTY ACQUIRED BY DEED OR FORECLOSURE
Parks, Playgrounds, Shade Trees	ISSUED AND OUTSTANDING	Balance January 1, 1981 31,735.00
Land Reclamation & Conservation	School 78,000.00	Transfers From Taxes or Liens
Other Recreational Services 4,075.00	Self-Liquidating 44,000.00	Sale for Cash (1981)
EDUCATION (excluding schools)	Other 122,000.00	Cancelled, Abated or Adjusted (1981)
Libraries	Total	Balance December 31, 1981 31,735.00
Other Educational Services	EQUALIZED VALUATION BASIS	CURRENT FINANCES DECEMBER 31, 1981
STATUTORY EXPENDITURES	FOR NET DEBT COMPUTATION 19,781,853	ASSETS
Pensions & F. I. C. A. 7,861.28	REAL PROPERTY VALUATIONS	Cash Dec. 31, 1981 114,298.10
Employee Fringe Benefits	Code Class # of Parcels % VAL'N ASSESSED VALUATION	Taxes Receivable 49,545.07
Other Statutory Expenditures 2,000.00	1 Vacant Land 444 22.81 2,463,600.00	Tax Title Liens 3,603.96
CETA And Other Public Employment Programs	2 Residential 352 57.81 6,244,800.00	Foreclosed Property 31,735.00
MUNICIPAL FUNCTIONS TOTAL 164,770.23	3 Farm 69 9.93 1,072,100.00	Emergencies & Other Deferred Charges 2,483.93
CAPITAL IMPROVEMENTS *MEMO* 3,000.00	4a Commercial 28 8.55 923,500.00	State and Federal Aid Receivable
DEBT SERVICE	4b Industrial	Other Receivables
Principal Payments 6,265.50	4c Apartments 3 .91 97,900.00	Total 201,666.06
Interest Payments	Total 896 10,801,900.00	LIABILITIES, RESERVES, AND SURPLUS
DEFERRED CHARGES 37,115.31	Land Area 12.00 Sq. Miles	Cash Liabilities 20,410.34
SCHOOL, COUNTY, SPECIAL DISTRICT TAXES 453,894.73	Net Valuation Taxable-Municipal 11,070,358	Reserves for Receivables 84,884.03
RESERVE FOR UNCOLLECTED TAXES 29,067.53	Net Valuation Taxable-County 20,338,523	Surplus Dec. 31, 1981 56,371.69
EXPENDITURES TOTAL 691,113.30	State Equalized Valuation 24,875,759	Total 201,666.06
	State Equalization Ratio 43.89	

General Tax Rate Per \$100.	2.32
State Equalized Tax Rate	2.30

Number of Members on Governing Body – 6

Gross Debt	2.35
Net Debt	1.12
Tox Levy Collected	96.46
Tox Levy Cancelled, Abated or Adjusted	2.06

1981-3000

2123

Population 1980 2,748
 Population 1981 2,791
 S & P Rating
 Moody Rating

General Tax Rate Per \$100.

2.10
 State Equalized Tax Rate
 1.62

WHITE TOWNSHIP - WARREN COUNTY

Form of Government:

Township Committee

Number of Members on Governing Body - 3

PER CAPITA

Gross Debt 32.25
 Net Debt
 Debt Service
 Total Tax Levy 726.63
 Municipal Expenditures 193.45

PER CENT:

Gross Debt .08
 Net Debt
 Tax Levy Collected 95.55
 Tax Levy Cancelled, Abated
 or Adjusted .03

EXPENDITURES		REVENUES-REALIZED		1981 PROPERTY TAX	
GENERAL GOVERNMENT		1981 Property Taxes Collected		STATE EQUALIZED TAX RATE	
Governing Body & Public Boards				Local District School Taxes	1.03
Municipal Clerk				Regional & Consolidated School Tax	
Financial Administration	8,300.00	1981 Payments in Lieu of Taxes	701.83	School Taxes in Municipal Budget	
Assessment of Taxes	14,000.00	Delinquent Tax & Lien Collections	80,267.28	County Taxes	.56 *
Collection of Taxes	13,800.00	Business Personalty Replacement Taxes	65,816.56	County Library Taxes	.03
Planning, Housing & Development	34,380.00	Taxes from Public Utilities	168,013.00	Local Municipal Purpose Taxes	
Human Resources		Other Miscellaneous Tax Revenues		Veteran & Senior Citizen Taxes	
Elections		State Aid Revenues	16,667.88	Total Taxes for Rate Computation	1.62
General Administration (other)	75,672.00	Federal Aid Revenues		Special District Taxes	
JUDICIARY		State and Local Fiscal Assistance Act Utilized	16,000.00	Bank Corp. Taxes	2,045.44
Municipal Courts	11,559.00	Sale of Acquired Property		Added and Omitted Taxes	7,416.10
PUBLIC SAFETY		Other Miscellaneous Revenues	184,133.65	Total Taxes Levied - ABSTRACT	2,028,025.39
Fire Protection	5,765.00		2,474,732.84	Total Taxes Billed	2,033,679.92
Police Protection	5,572.00	Prior Years Surplus Appropriated	193,876.59	1981 TAXES COLLECTED	1,943,110.44
Civil Defense & Disaster Control	300.00	REVENUES	2,608,605.43	1981 Taxes Cancelled, Abated or Adjusted	566.91
Environmental Inspection & Control	25,234.00	Reserve For Uncollected Taxes	121,870.00	Transfer to Tax Title Liens or Foreclosed	3,620.40
Other Public Safety				Balance Outstanding Dec. 31, 1981	86,382.17
PUBLIC WORKS		CAPITAL OUTLAY	54,675.23	PRIOR YEARS TAXES OUTSTANDING	
Streets and Drainage	165,250.00	Public Enterprises		Balance January 1, 1981	91,906.79
Sewers and Sewage Processing		Recreation—Culture		Collected in 1981	71,711.34
Garbage and Trash Disposal	2,700.00	Public Works	51,178.15	Cancelled, Abated or Adjusted 1981	.33
Public Buildings and Grounds	10,580.00	Buildings and Grounds	3,501.08	Transfers to Tax Title Liens or Foreclosed	2,178.93
Other Public Works		Library and Education		Balance December 31, 1981	18,016.19
HEALTH and WELFARE		Conservation		TAX TITLE LIENS OUTSTANDING	
Health Services Except Environmental	300.00	All Other		Balance January 1, 1981	10,886.89
Welfare-Public Assistance	1,300.00			Transfer From Taxes	6,111.68
Hospitals, Clinics, First Aid		CAPITAL DEBT AUTHORIZED, DECEMBER 31, 1981		Redeemed in 1981	8,555.94
Animal, Insect, & Radent Control	4,550.00	ISSUED AND UNISSUED		Cancelled, Abated or Adjusted (1981)	
Other Welfare Services		SCHOOL	90,000	Transfers to Foreclosed Property	2,258.32
RECREATION and CONSERVATION		Self-liquidating		Balance December 31, 1981	6,186.31
Beaches and Boardwalks		Other		PROPERTY ACQUIRED BY DEED OR	
Parks, Playgrounds, Shade Trees	1,200.00	Total	90,000	FORECLOSURE	
Land Reclamation & Conservation	300.00			Balance January 1, 1981	46,041.68
Other Recreational Services		ISSUED AND OUTSTANDING		Transfers From Taxes or Liens	2,258.32
EDUCATION (excluding schools)		School	90,000.00	Sale for Cash (1981)	
Libraries		Self-Liquidating		Cancelled, Abated or Adjusted (1981)	
Other Educational Services	11,200.00	Other		Balance December 31, 1981	48,300.00
STATUTORY EXPENDITURES		Total	90,000.00	CURRENT FINANCES DECEMBER 31, 1981	
Pensions & F. I. C. A.	18,184.00	EQUALIZED VALUATION BASIS		ASSETS	
Employee Fringe Benefits	5,600.00	FOR NET DEBT COMPUTATION	112,834,494	Cash Dec. 31, 1981	1,199,316.69
Other Statutory Expenditures	2,200.00	REAL PROPERTY VALUATIONS		Taxes Receivable	104,398.36
CETA And Other Public Employment Programs		Code Class # of Parcels % VAL'N	ASSESSED VALUATION	Tax Title Liens	6,186.31
MUNICIPAL FUNCTIONS		1 Vacant Land 405 5.32	5,130,490.00	Foreclosed Property	48,300.00
CAPITAL IMPROVEMENTS		2 Residential 746 33.86	32,664,815.00	Emergencies & Other Deferred Charges	
DEBT SERVICE		3 Farm 328 5.43	5,245,915.00	State and Federal Aid Receivable	
Principal Payments		4a Commercial 71 6.29	6,067,450.00	Other Receivables	4,298.45
Interest Payments		4b Industrial 3 47.05	45,389,060.00	Total	1,362,499.81
DEFERRED CHARGES		4c Apartments 6 2.03	1,962,900.00	LIABILITIES, RESERVES, AND SURPLUS	
SCHOOL, COUNTY, SPECIAL DISTRICT TAXES	86.00	Total	96,460,620.00	Cash Liabilities	738,556.82
RESERVE FOR UNCOLLECTED TAXES	2,018,563.85	Land Area 27.35 Sq. Miles		Reserves for Receivables	163,183.12
EXPENDITURES		Net Valuation Taxable-Municipal	56,505,415	Surplus Dec. 31, 1981	460,357.87
TOTAL	2,558,471.85	Net Valuation Taxable-County	129,893,455	Total	1,362,499.81
		State Equalized Valuation	125,726,464		
		State Equalization Ratio	77.06		

*Includes County Health Service Taxes or County Vocational School Taxes. See Table 13.

0514

Population 1980 4,913
 Population 1981 4,833
 S & P Rating
 Moody Rating BAA-1

General Tax Rate Per \$100.

3.65

State Equalized Tax Rate

2.29

WILDWOOD CITY - CAPE MAY COUNTY

Form of Government:

Commission (1911)

Number of Members on Governing Body - 3

PER CAPITA:

Grass Debt 2,799.08
 Net Debt 1,576.39
 Debt Service 180.42
 Total Tax Levy 1,429.67
 Municipal Expenditures 1,659.51

PER CENT:

Grass Debt 5.20
 Net Debt 2.93
 Tax Levy Collected 87.54
 Tax Levy Cancelled, Abated or Adjusted 1.10

EXPENDITURES		REVENUES-REALIZED		1981 PROPERTY TAX	
GENERAL GOVERNMENT				STATE EQUALIZED TAX RATE →	
Governing Body & Public Boards	58,050.00	1981 Property Taxes Collected		Local District School Taxes .53	1,592,124.00
Municipal Clerk	110,175.00	1981 Payments in Lieu of Taxes		Regional & Consolidated School Tax	
Financial Administration	86,385.00	Delinquent Tax & Lien Collections		School Taxes in Municipal Budget .04	110,747.50
Assessment of Taxes	206,500.00	Business Personalty Replacement Taxes		County Taxes .38	1,146,399.45
Collection of Taxes	48,600.00	Taxes from Public Utilities		County Library Taxes .02	68,090.85
Planning, Housing & Development	18,410.00	Other Miscellaneous Tax Revenues		Local Municipal Purpose Taxes 1.31	3,948,732.34
Human Resources		State Aid Revenues		Veteran & Senior Citizen Taxes	53,150.00
Elections	6,800.00	Federal Aid Revenues		Total Taxes for Rate Computation 2.28	6,919,244.14
General Administration (other)	603,250.00	State and Local Fiscal Assistance Act Utilized		Special District Taxes	
JUDICIARY		Sale of Acquired Property		Bank Corp. Taxes	27,068.69
Municipal Courts	91,225.00	Other Miscellaneous Revenues		Added and Omitted Taxes	16,454.75
PUBLIC SAFETY		Total		Total Taxes Levied - ABSTRACT	6,909,617.58
Fire Protection	427,940.00	Prior Years Surplus Appropriated		Total Taxes Billed	6,883,111.15
Police Protection	1,315,842.00	REVENUES TOTAL		1981 TAXES COLLECTED	6,025,371.08
Civil Defense & Disaster Control	5,350.00	Reserve For Uncollected Taxes		1981 Taxes Cancelled, Abated or Adjusted	6,945.03
Environmental Inspection & Control	153,650.00	CAPITAL OUTLAY TOTAL		Transfer to Tax Title Liens or Foreclosed	104,615.22
Other Public Safety				Balance Outstanding Dec. 31, 1981	746,179.82
PUBLIC WORKS		Public Enterprises		PRIOR YEARS TAXES OUTSTANDING	
Streets and Drainage	430,700.00	Recreation—Culture		Balance January 1, 1981	657,674.36
Sewers and Sewage Processing	591,810.00	Public Works		Collected in 1981	608,491.34
Garbage and Trash Disposal		Buildings and Grounds		Cancelled, Abated or Adjusted 1981	
Public Buildings and Grounds	438,390.00	Library and Education		Transfers to Tax Title Liens or Foreclosed	49,183.02
Other Public Works	10,200.00	Conservation		Balance December 31, 1981	
HEALTH and WELFARE		All Other		TAX TITLE LIENS OUTSTANDING	
Health Services Except Environmental	50,735.00	CAPITAL DEBT AUTHORIZED, DECEMBER 31, 1981		Balance January 1, 1981	138,849.65
Welfare-Public Assistance	20,600.00	ISSUED AND UNISSUED GROSS DEBT NET DEBT		Transfer From Taxes	163,389.97
Hospitals, Clinics, First Aid		School 2,360,000		Redeemed in 1981	61,289.34
Animal, Insect, & Rodent Control	5,400.00	Self-liquidating 4,692,000		Cancelled, Abated or Adjusted (1981)	
Other Welfare Services		Other 6,475,956		Transfers to Foreclosed Property	
RECREATION and CONSERVATION		Total 13,527,956		Balance December 31, 1981	240,950.28
Beaches and Boardwalks	445,145.60	ISSUED AND OUTSTANDING		PROPERTY ACQUIRED BY DEED OR	
Parks, Playgrounds, Shade Trees	198,700.00	School 2,360,000.00		FORECLOSURE	
Land Reclamation & Conservation		Self-Liquidating 3,882,000.00		Balance January 1, 1981	89,140.00
Other Recreational Services	69,930.00	Other 5,851,250.00		Transfers From Taxes or Liens	
EDUCATION (excluding schools)		Total 12,093,250.00		Sale for Cash (1981)	
Libraries		EQUALIZED VALUATION BASIS		Cancelled, Abated or Adjusted (1981)	
Other Educational Services		FOR NET DEBT COMPUTATION		Balance December 31, 1981	89,140.00
STATUTORY EXPENDITURES		REAL PROPERTY VALUATIONS		CURRENT FINANCES DECEMBER 31, 1981	
Pensions & F. I. C. A.	456,729.80	Code Class # of Parcels % VAL'N ASSESSED VALUATION		ASSETS	
Employee Fringe Benefits	220,000.00	1 Vacant Land 572 4.24 7,792,800.00		Cash Dec. 31, 1981	1,460,564.87
Other Statutory Expenditures	140,000.00	2 Residential 2331 30.59 56,214,840.00		Taxes Receivable	746,179.82
CETA And Other Public Employment Programs		3 Farm		Tax Title Liens	240,950.28
MUNICIPAL FUNCTIONS TOTAL	6,218,517.40	4a Commercial 509 37.09 68,159,600.00		Foreclosed Property	89,140.00
CAPITAL IMPROVEMENTS *MEMO*	75,000.00	4b Industrial 17 .55 1,015,900.00		Emergencies & Other Deferred Charges	170,226.03
DEBT SERVICE		4c Apartments 561 27.53 50,586,100.00		State and Federal Aid Receivable	46,816.27
Principal Payments	474,000.00	Total 3990 183,769,240.00		Other Receivables	276,739.48
Interest Payments	397,969.85	Land Area 1.12 Sq. Miles		Total	3,030,616.75
TYPE I SCHL DEBT *MEMO	110,747.50	Net Valuation Taxable-Municipal		LIABILITIES, RESERVES, AND SURPLUS	
DEFERRED CHARGES	131,119.17	Net Valuation Taxable-County		Cash Liabilities	1,178,942.77
SCHOOL, COUNTY, SPECIAL DISTRICT TAXES	2,917,361.80	State Equalized Valuation		Reserves for Receivables	1,348,009.58
RESERVE FOR UNCOLLECTED TAXES	798,814.15	State Equalization Ratio		Surplus Dec. 31, 1981	503,664.40
EXPENDITURES TOTAL	10,937,782.37			Total	3,030,616.75

0515

Population 1980 4,149
 Population 1981 4,200
 S & P Rating
 Moody Rating A

General Tax Rate Per \$100. 2.33
 State Equalized Tax Rate 1.38

WILDWOOD CREST BORO. - CAPE MAY CO.

Form of Government:

Commission (1911)

Number of Members on Governing Body - 3

PER CAPITA:

Gross Debt 935.83
 Net Debt 812.55
 Debt Service 97.87
 Total Tax Levy 1,133.45
 Municipal Expenditures 945.18

PER CENT:

Gross Debt 1.30
 Net Debt 1.13
 Tax Levy Collected 93.54
 Tax Levy Cancelled, Abated or Adjusted

EXPENDITURES		REVENUES-REALIZED		1981 PROPERTY TAX	
GENERAL GOVERNMENT		1981 Property Taxes Collected		STATE EQUALIZED TAX RATE	
Governing Body & Public Boards			4,450,121.50	Local District School Taxes	.46 1,562,736.38
Municipal Clerk		1981 Payments in Lieu of Taxes		Regional & Consolidated School Tax	
Financial Administration	54,385.00	Delinquent Tax & Lien Collections	333,378.26	School Taxes in Municipal Budget	
Assessment of Taxes	120,200.00	Business Personalty Repacement Taxes	124,307.52	County Taxes	.38 1,311,685.91
Collection of Taxes	37,400.00	Taxes from Public Utilities	266,618.00	County Library Taxes	.02 77,897.86
Planning, Housing & Development	16,530.00	Other Miscellaneous Tax Revenues	50,000.00	Local Municipal Purpose Taxes	.52 1,773,111.17
Human Resources		State Aid Revenues	36,364.10	Veteran & Senior Citizen Taxes	
Electrons		Federal Aid Revenues		Total Taxes for Rate Computation	1.38 4,783,431.32
General Administration (other)	551,797.27	State and Local Fiscal Assistance Act Utilized	93,660.00	Special District Taxes	
JUDICIARY		Sale of Acquired Property		Bank Corp. Taxes	
Municipal Courts	32,700.00	Other Miscellaneous Revenues	906,156.93	Added and Omitted Taxes	
PUBLIC SAFETY		Total	6,260,606.31	Total Taxes Levied - ABSTRACT	4,760,499.52
Fire Protection	48,070.00	Prior Years Surplus Appropriated	498,600.00	Total Taxes Billed	4,757,466.00
Police Protection	628,390.14	REVENUES TOTAL	6,759,206.31	1981 TAXES COLLECTED	4,450,121.50
Civil Defense & Disaster Control	1,212.00	Reserve For Uncollected Taxes	353,260.91	1981 Taxes Cancelled, Abated or Adjusted	
Environmental Inspection & Control	13,600.00	CAPITAL OUTLAY TOTAL	250,758.28	Transfer to Tax Title Liens or Foreclosed	
Other Public Safety				Balance Outstanding Dec. 31, 1981	307,344.50
PUBLIC WORKS				PRIOR YEARS TAXES OUTSTANDING	
Streets and Drainage	180,155.56	Public Enterprises		Balance January 1, 1981	333,378.26
Sewers and Sewage Processing	113,300.00	Recreation—Culture	31,861.62	Collected in 1981	333,378.26
Garbage and Trash Disposol	239,626.94	Public Works	173,730.72	Cancelled, Abated or Adjusted 1981	
Public Buildings and Grounds	194,250.00	Buildings and Grounds	45,205.94	Transfers to Tax Title Liens or Foreclosed	
Other Public Works	238,800.00	Library and Education		Balance December 31, 1981	
HEALTH and WELFARE		Conservation		TAX TITLE LIENS OUTSTANDING	
Health Services Except Environmental	3,042.73	All Other		Balance January 1, 1981	
Welfare-Public Assistance	2,070.00	CAPITAL DEBT AUTHORIZED, DECEMBER 31, 1981		Transfer From Taxes	
Hospitals, Clinics, First Aid		ISSUED AND UNISSUED GROSS DEBT NET DEBT		Redeemed in 1981	
Animal, Insect, & Rodent Control	3,200.00	School 500,000		Cancelled, Abated or Adjusted (1981)	
Other Welfare Services		Self-liquidating 3,430,471	3,412,717	Transfers to Foreclosed Property	
RECREATION and CONSERVATION		Other 3,930,471	3,412,717	Balance December 31, 1981	
Beaches and Boardwalks	195,536.43	Total		PROPERTY ACQUIRED BY DEED OR	
Parks, Playgrounds, Shade Trees	10,588.21	ISSUED AND OUTSTANDING		FORECLOSURE	
Land Reclamation & Conservation		School 500,000.00		Balance January 1, 1981	3,300.00
Other Recreational Services	66,067.22	Self-Liquidating		Transfers From Taxes or Liens	
EDUCATION (excluding schools)		Other 3,430,471.62		Sale for Cash (1981)	
Libraries		Total 3,930,471.62		Cancelled, Abated or Adjusted (1981)	
Other Educational Services		EQUALIZED VALUATION BASIS		Balance December 31, 1981	3,300.00
STATUTORY EXPENDITURES		FOR NET DEBT COMPUTATION	301,501,981	CURRENT FINANCES DECEMBER 31, 1981	
Pensions & F. I. C. A.	208,469.06	REAL PROPERTY VALUATIONS		ASSETS	
Employee Fringe Benefits	151,500.00	Code Class # of Parcels % VAL'N		Cash Dec. 31, 1981	1,874,730.68
Other Statutory Expenditures	24,000.00	1 Vacant Land 251 3.45		Taxes Receivable	307,344.50
CETA And Other Public Employment Programs		2 Residential 2432 50.59		Tax Title Liens	
MUNICIPAL FUNCTIONS TOTAL	3,134,890.56	3 Form 41.47		Foreclosed Property	3,300.00
CAPITAL IMPROVEMENTS *MEMO*	38,324.09	4a Commercial 244 41.47		Emergencies & Other Deferred Charges	100,555.56
DEBT SERVICE		4b Industrial 104 4.49		State and Federal Aid Receivable	
Principal Payments	145,509.08	4c Apartments 3031		Other Receivables	942.61
Interest Payments	261,564.18	Total 3031		Total	2,286,873.35
DEFERRED CHARGES		Land Area 1.03 Sq. Miles		LIABILITIES, RESERVES, AND SURPLUS	
SCHOOL, COUNTY, SPECIAL DISTRICT TAXES	70,519.52	Net Valuation Taxable-Municipol	203,105,518	Cash Liabilities	1,002,756.54
RESERVE FOR UNCOLLECTED TAXES	353,260.91	Net Valuation Taxable-County	311,354,354	Reserves for Receivables	311,587.11
EXPENDITURES TOTAL	6,922,064.40	State Equalized Valuation	341,549,692	Surplus Dec. 31, 1981	972,529.70
		State Equalization Ratio	59.35	Total	2,286,873.35

0338

Population 1980 39,912
 Population 1981 39,907
 S & P Rating
 Moody Rating BAA-1

General Tax Rate Per \$100. 2.96
 State Equalized Tax Rate 3.28

WILLINGBORO TWP. - BURLINGTON CO.

Form of Government:

Council-Manager Plan E (OMCL 50)

Number of Members on Governing Body - 5

PER CAPITA:

Gross Debt 354.75
 Net Debt 105.18
 Debt Service 16.85
 Total Tax Levy 406.15
 Municipal Expenditures 201.44

PER CENT:

Gross Debt 3.06
 Net Debt .91
 Tax Levy Collected 97.91
 Tax Levy Cancelled, Abated or Adjusted .16

EXPENDITURES		REVENUES-REALIZED		1981 PROPERTY TAX	
GENERAL GOVERNMENT		1981 Property Taxes Collected		STATE EQUALIZED TAX RATE	
Governing Body & Public Boards	60,157.20	15,901,224.05		Local District School Taxes 2.05	
Municipal Clerk	35,069.00	1981 Payments in Lieu of Taxes		Regional & Consolidated School Tax	
Financial Administration	104,601.00	Delinquent Tax & Lien Collections 348,423.88		School Taxes in Municipal Budget	
Assessment of Taxes	37,582.30	Business Personalty Replacement Taxes 146,372.64		County Taxes .58	
Collection of Taxes	59,574.00	Taxes from Public Utilities 1,379,040.00		County Library Taxes	
Planning, Housing & Development	44,644.55	Other Miscellaneous Tax Revenues		Local Municipal Purpose Taxes .64	
Human Resources	436,189.00	State Aid Revenues 1,144,058.34		Veteran & Senior Citizen Taxes	
Elections		Federal Aid Revenues 38,817.28		Total Taxes for Rate Computation 3.27	
General Administration (other)	385,329.02	State and Local Fiscal Assistance Act Utilized 396,017.75		Special District Taxes	
JUDICIARY		Sale of Acquired Property		Bank Corp. Taxes	
Municipal Courts	67,725.02	Other Miscellaneous Revenues 1,612,381.19		Added and Omitted Taxes	
PUBLIC SAFETY		Total 20,566,375.13		Total Taxes Levied - ABSTRACT	
Fire Protection	119,254.48	Prior Years Surplus Appropriated 571,427.00		Total Taxes Billed	
Police Protection	2,259,294.87	REVENUES TOTAL 21,537,802.13		1981 TAXES COLLECTED	
Civil Defense & Disaster Control	12,960.96	Reserve For Uncollected Taxes 508,935.87		1981 Taxes Cancelled, Abated or Adjusted	
Environmental Inspection & Control	92,242.00	CAPITAL OUTLAY TOTAL 158,863.21		Transfer to Tax Title Liens or Foreclosed	
Other Public Safety		Public Enterprises		Balance Outstanding Dec. 31, 1981	
PUBLIC WORKS		Recreation—Culture		PRIOR YEARS TAXES OUTSTANDING	
Streets and Drainage	824,035.92	Public Works 79,159.00		Balance January 1, 1981	
Sewers and Sewage Processing	768,404.75	Buildings and Grounds 79,664.21		Collected in 1981	
Garbage and Trash Disposal	147,494.98	Library and Education		Cancelled, Abated or Adjusted 1981	
Public Buildings and Grounds	17,272.37	Conservation		Transfers to Tax Title Liens or Foreclosed	
Other Public Works		All Other		Balance December 31, 1981	
HEALTH and WELFARE		CAPITAL DEBT AUTHORIZED, DECEMBER 31, 1981		TAX TITLE LIENS OUTSTANDING	
Health Services Except Environmental	4,215.00	ISSUED AND UNISSUED GROSS DEBT NET DEBT		Balance January 1, 1981	
Welfare-Public Assistance	29,007.00	School 9,863,000		Transfer From Taxes	
Hospitals, Clinics, First Aid		Self-liquidating 4,294,172		Redeemed in 1981	
Animal, Insect, & Rodent Control		Other 4,197,390		Cancelled, Abated or Adjusted (1981)	
Other Welfare Services	1,155.00	Total 14,157,172		Transfers to Foreclosed Property	
RECREATION and CONSERVATION		ISSUED AND OUTSTANDING		Balance December 31, 1981	
Beaches and Boardwalks		School 9,863,000.00		PROPERTY ACQUIRED BY DEED OR	
Parks, Playgrounds, Shade Trees		Self-Liquidating 4,081,500.00		FORECLOSURE	
Land Reclamation & Conservation		Other 13,944,500.00		Balance January 1, 1981	
Other Recreational Services	304,255.68	EQUALIZED VALUATION BASIS		Transfers From Taxes or Liens	
EDUCATION (excluding schools)		FOR NET DEBT COMPUTATION 462,117,280		Sale for Cash (1981)	
Libraries	354,711.00	REAL PROPERTY VALUATIONS		Cancelled, Abated or Adjusted (1981)	
Other Educational Services		Code Class # of Parcels % VAL'N ASSESSED VALUATION		Balance December 31, 1981	
STATUTORY EXPENDITURES		1 Vacant Land 197 .69 3,725,350.00		CURRENT FINANCES DECEMBER 31, 1981	
Pensions & F. I. C. A.	415,444.75	2 Residential 10973 91.90 498,340,530.00		ASSETS	
Employee Fringe Benefits	137,360.00	3 Farm 5 .02 124,530.00		Cash Dec. 31, 1981	
Other Statutory Expenditures	17,300.00	4a Commercial 140 6.98 37,833,410.00		Taxes Receivable	
CETA And Other Public Employment Programs	70,000.00	4b Industrial 8 .41 2,226,000.00		Tax Title Liens	
MUNICIPAL FUNCTIONS TOTAL	6,817,279.85	4c Apartments		Foreclosed Property	
CAPITAL IMPROVEMENTS *MEMU*	36,300.00	Total 11323 542,249,620.00		Emergencies & Other Deferred Charges	
DEBT SERVICE		Land Area 7.60 Sq. Miles		State and Federal Aid Receivable	
Principal Payments	354,000.00	Net Valuation Taxable-Municipal 547,451,333		Other Receivables	
Interest Payments	318,465.80	Net Valuation Taxable-County 472,832,512		Total	
DEFERRED CHARGES		State Equalized Valuation 454,857,603		LIABILITIES, RESERVES, AND SURPLUS	
SCHOOL, COUNTY, SPECIAL DISTRICT TAXES	40,178.56	State Equalization Ratio 110.75		Cash Liabilities	
RESERVE FOR UNCOLLECTED TAXES	13,007,880.20			Reserves for Receivables	
EXPENDITURES TOTAL	21,046,740.28			Surplus Dec. 31, 1981	

2021

Population 1980 1,785
 Population 1981 1,780
 S & P Rating
 Moody Rating

General Tax Rate Per \$100.
 20.37
 State Equalized Tax Rate
 10.02

WINFIELD TOWNSHIP - UNION COUNTY

Form of Government:

Township Committee

Number of Members on Governing Body - 3

PER CAPITA:

Gross Debt
 Net Debt
 Debt Service
 Total Tax Levy 163.15
 Municipal Expenditures 172.39

PER CENT:

Gross Debt
 Net Debt
 Tax Levy Collected 100.00
 Tax Levy Cancelled, Abated
 or Adjusted

EXPENDITURES		REVENUES-REALIZED		1981 PROPERTY TAX	
GENERAL GOVERNMENT				STATE EQUALIZED TAX RATE	
Governing Body & Public Baards				Local District School Taxes	6.32
Municipal Clerk				Regional & Consolidated School Tax	
Financial Administration	8,325.00			School Taxes in Municipal Budget	
Assessment of Taxes	1,300.00			County Taxes	.55
Collection of Taxes	225.00			County Library Taxes	
Planning, Housing & Development				Local Municipal Purpose Taxes	3.15
Human Resources				Veteran & Senior Citizen Taxes	
Elections				Total Taxes for Rate Computation	10.02
General Administration (other)	47,553.00			Special District Taxes	
JUDICIARY				Bank Corp. Taxes	
Municipal Courts	4,640.00			Added and Omitted Taxes	
PUBLIC SAFETY				Total Taxes Levied - ABSTRACT	250,402.12
Fire Protection	15,500.00			Total Taxes Billed	250,516.93
Police Protection	115,385.00			1981 TAXES COLLECTED	250,516.93
Civil Defense & Disaster Control	166.00			1981 Taxes Cancelled, Abated or Adjusted	
Environmental Inspection & Control	2,150.00			Transfer to Tax Title Liens or Foreclosed	
Other Public Safety				Balance Outstanding Dec. 31, 1981	
PUBLIC WORKS				PRIOR YEARS TAXES OUTSTANDING	
Streets and Drainage	8,700.00			Balance January 1, 1981	
Sewers and Sewage Processing				Collected in 1981	
Garbage and Trash Disposal	14,475.00			Cancelled, Abated or Adjusted 1981	
Public Buildings and Grounds	200.00			Transfers to Tax Title Liens or Foreclosed	
Other Public Works				Balance December 31, 1981	
HEALTH and WELFARE				TAX TITLE LIENS OUTSTANDING	
Health Services Except Environmental	15,855.00			Balance January 1, 1981	
Welfare-Public Assistance	3,290.00			Transfer From Taxes	
Hospitals, Clinics, First Aid				Redeemed in 1981	
Animal, Insect, & Rodent Control	1,500.00			Cancelled, Abated or Adjusted (1981)	
Other Welfare Services				Transfers to Foreclosed Property	
RECREATION and CONSERVATION				Balance December 31, 1981	
Beaches and Boardwalks				PROPERTY ACQUIRED BY DEED OR	
Parks, Playgrounds, Shade Trees				FORECLOSURE	
Land Reclamation & Conservation				Balance January 1, 1981	
Other Recreational Services	1,600.00			Transfers From Taxes or Liens	
EDUCATION (excluding schools)				Sole for Cash (1981)	
Libraries	3,663.00			Cancelled, Abated or Adjusted (1981)	
Other Educational Services				Balance December 31, 1981	
STATUTORY EXPENDITURES				CURRENT FINANCES DECEMBER 31, 1981	
Pensions & F. I. C. A.	18,050.00			ASSETS	
Employee Fringe Benefits	6,900.00			Cash Dec. 31, 1981	128,800.11
Other Statutory Expenditures	1,500.00			Taxes Receivable	
CETA And Other Public Employment Programs				Tax Title Liens	
MUNICIPAL FUNCTIONS				Foreclosed Property	
CAPITAL IMPROVEMENTS	*MEMO*			Emergencies & Other Deferred Charges	
DEBT SERVICE				State and Federal Aid Receivable	
Principal Payments				Other Receivables	912.00
Interest Payments				Total	129,712.11
DEFERRED CHARGES	35,874.73			LIABILITIES, RESERVES, AND SURPLUS	
SCHOOL, COUNTY, SPECIAL DISTRICT TAXES	198,997.12			Cash Liabilities	37,361.97
RESERVE FOR UNCOLLECTED TAXES				Reserves for Receivables	912.00
EXPENDITURES				Surplus Dec. 31, 1981	91,438.14
TOTAL	505,848.85			Total	129,712.11

Population 1980 20,034
 Population 1981 20,857
 S & P Rating
 Moody Rating

General Tax Rate Per \$100.
 2.97
 State Equalized Tax Rate
 2.58

WINSLOW TOWNSHIP - CAMDEN COUNTY

Form of Government:

Township Committee

Number of Members on Governing Body - 7

PER CAPITA:		PER CENT:	
Gross Debt	492.92	Gross Debt	3.98
Net Debt	32.92	Net Debt	.27
Debt Service		Tax Levy Collected	90.62
Total Tax Levy	386.86	Tax Levy Cancelled, Abated or Adjusted	.50
Municipal Expenditures	299.22		

EXPENDITURES		REVENUES-REALIZED		1981 PROPERTY TAX	
GENERAL GOVERNMENT				STATE EQUALIZED TAX RATE	
Governing Body & Public Boards				Local District School Taxes	2,577,329.50
Municipal Clerk				Regional & Consolidated School Tax	1,880,651.30
Financial Administration	75,272.62			School Taxes in Municipal Budget	
Assessment of Taxes	84,603.49			County Taxes	1.11 *
Collection of Taxes	101,070.80			County Library Taxes	.02
Planning, Housing & Development	84,680.00			Local Municipal Purpose Taxes	
Human Resources				Veteran & Senior Citizen Taxes	158,400.00
Elections	11,000.00			Total Taxes for Rate Computation	2.58
General Administration (other)	550,196.54			Special District Taxes	
JUDICIARY				Bank Corp. Taxes	4,617.73
Municipal Courts	96,145.51			Added and Omitted Taxes	122,656.06
PUBLIC SAFETY				Total Taxes Levied - ABSTRACT	8,068,832.10
Fire Protection	140,100.00			Total Taxes Billed	8,069,685.65
Police Protection	1,466,610.18			1981 TAXES COLLECTED	7,312,915.95
Civil Defense & Disaster Control	4,000.00			1981 Taxes Cancelled, Abated or Adjusted	40,376.97
Environmental Inspection & Control	62,031.43			Transfer to Tax Title Liens or Foreclosed	83,928.11
Other Public Safety				Balance Outstanding Dec. 31, 1981	632,464.62
PUBLIC WORKS				PRIOR YEARS TAXES OUTSTANDING	
Streets and Drainage	1,032,364.50			Balance January 1, 1981	529,912.41
Sewers and Sewage Processing				Collected in 1981	477,879.53
Garbage and Trash Disposal	285,000.00			Cancelled, Abated or Adjusted 1981	8,992.87
Public Buildings and Grounds	217,500.00			Transfers to Tax Title Liens or Foreclosed	28,619.75
Other Public Works	285,000.00			Balance December 31, 1981	14,420.26
HEALTH and WELFARE				TAX TITLE LIENS OUTSTANDING	
Health Services Except Environmental	8,550.00			Balance January 1, 1981	319,767.10
Welfare-Public Assistance	23,980.00			Transfer From Taxes	118,321.11
Hospitals, Clinics, First Aid				Redeemed in 1981	83,097.49
Animal, Insect, & Rodent Control	2,000.00			Cancelled, Abated or Adjusted (1981)	6,226.76
Other Welfare Services				Transfers to Foreclosed Property	16,806.29
RECREATION and CONSERVATION				Balance December 31, 1981	331,957.67
Beaches and Boardwalks				PROPERTY ACQUIRED BY DEED OR FORECLOSURE	
Parks, Playgrounds, Shade Trees	134,700.00			Balance January 1, 1981	2,179,706.21
Land Reclamation & Conservation				Transfers From Taxes or Liens	16,806.29
Other Recreational Services	9,000.00			Sale for Cash (1981)	
EDUCATION (excluding schools)				Cancelled, Abated or Adjusted (1981)	47,951.00
Libraries				Balance December 31, 1981	2,148,561.50
Other Educational Services				CURRENT FINANCES DECEMBER 31, 1981	
STATUTORY EXPENDITURES				ASSETS	
Pensions & F. I. C. A.	377,242.70			Cash Dec. 31, 1981	3,071,738.45
Employee Fringe Benefits	232,000.00			Taxes Receivable	646,884.88
Other Statutory Expenditures	11,000.00			Tax Title Liens	331,957.67
CETA And Other Public Employment Programs	37,000.00			Foreclosed Property	2,148,561.50
MUNICIPAL FUNCTIONS TOTAL	5,331,047.77			Emergencies & Other Deferred Charges	3,580.21
CAPITAL IMPROVEMENTS *MEMO*	1,000.00			State and Federal Aid Receivable	25,062.66
DEBT SERVICE				Other Receivables	309,474.01
Principal Payments				Total	6,537,259.38
Interest Payments				LIABILITIES, RESERVES, AND SURPLUS	
DEFERRED CHARGES	122,077.13			Cash Liabilities	944,248.87
SCHOOL, COUNTY, SPECIAL DISTRICT TAXES	7,941,558.31			Reserves for Receivables	3,436,878.06
RESERVE FOR UNCOLLECTED TAXES	787,740.17			Surplus Dec. 31, 1981	2,156,132.45
EXPENDITURES TOTAL	14,182,423.38			Total	6,537,259.38

0269

Population 1980 7,929
 Population 1981 7,911
 S & P Rating
 Moody Rating

General Tax Rate Per \$100. 2.19
 State Equalized Tax Rate 1.61

WOOD-RIDGE BOROUGH - BERGEN CO.

Form of Government:

Borough Council

Number of Members on Governing Body - 6

PER CAPITA:

Gross Debt 142.41
 Net Debt 141.45
 Debt Service 23.41
 Total Tax Levy 594.37
 Municipal Expenditures 285.77

PER CENT:

Gross Debt .46
 Net Debt .46
 Tax Levy Collected 93.07
 Tax Levy Cancelled, Abated or Adjusted

EXPENDITURES		REVENUES-REALIZED		1981 PROPERTY TAX	
GENERAL GOVERNMENT				STATE EQUALIZED TAX RATE .91	
Governing Body & Public Boards				Local District School Taxes	2,495,050.50
Municipal Clerk				Regional & Consolidated School Tax	
Financial Administration	33,222.00			School Taxes in Municipal Budget	
Assessment of Taxes	8,300.83			County Taxes	975,318.15
Collection of Taxes	15,588.00			County Library Taxes	
Planning, Housing & Development	22,966.00			Local Municipal Purpose Taxes	916,850.45
Human Resources	450.00			Veteran & Senior Citizen Taxes	107,750.00
Elections	4,281.00			Total Taxes for Rate Computation	1.61 4,494,969.10
General Administration (other)	190,358.71			Special District Taxes	
JUDICIARY				Bank Corp. Taxes	19,549.55
Municipal Courts	8,191.32			Added and Omitted Taxes	295,312.65
PUBLIC SAFETY				Total Taxes Levied - ABSTRACT	4,702,081.30
Fire Protection	84,533.19			Total Taxes Billed	4,695,756.41
Police Protection	475,467.07			1981 TAXES COLLECTED	4,370,519.68
Civil Defense & Disaster Control	201.05			1981 Taxes Cancelled, Abated or Adjusted	
Environmental Inspection & Control	21,985.00			Transfer to Tax Title Liens or Foreclosed	43.80
Other Public Safety				Balance Outstanding Dec. 31, 1981	325,192.93
PUBLIC WORKS				PRIOR YEARS TAXES OUTSTANDING	
Streets and Drainage	313,919.82			Balance January 1, 1981	229,623.76
Sewers and Sewage Processing	136,939.58			Collected in 1981	36,042.15
Garbage and Trash Disposal	95,322.00			Cancelled, Abated or Adjusted 1981	
Public Buildings and Grounds	38,794.46			Transfers to Tax Title Liens or Foreclosed	
Other Public Works	49,000.00			Balance December 31, 1981	193,581.61
HEALTH and WELFARE				TAX TITLE LIENS OUTSTANDING	
Health Services Except Environmental	26,008.00			Balance January 1, 1981	223.25
Welfare-Public Assistance	2,375.00			Transfer From Taxes	43.80
Hospitals, Clinics, First Aid				Redeemed in 1981	
Animal, Insect, & Rodent Control				Cancelled, Abated or Adjusted (1981)	
Other Welfare Services				Transfers to Foreclosed Property	
RECREATION and CONSERVATION				Balance December 31, 1981	267.05
Beaches and Boardwalks				PROPERTY ACQUIRED BY DEED OR FORECLOSURE	
Parks, Playgrounds, Shade Trees	2,450.00			Balance January 1, 1981	165,550.00
Land Reclamation & Conservation				Transfers From Taxes or Liens	
Other Recreational Services	1,000.00			Sale for Cash (1981)	
EDUCATION (excluding schools)				Cancelled, Abated or Adjusted (1981)	
Libraries	64,111.00			Balance December 31, 1981	165,550.00
Other Educational Services				CURRENT FINANCES DECEMBER 31, 1981	
STATUTORY EXPENDITURES				ASSETS	
Pensions & F. I. C. A.	150,490.02			Cash Dec. 31, 1981	634,821.84
Employee Fringe Benefits	37,050.00			Taxes Receivable	518,774.54
Other Statutory Expenditures	15,021.46			Tax Title Liens	267.05
CETA And Other Public Employment Programs	25,000.00			Foreclosed Property	165,550.00
MUNICIPAL FUNCTIONS TOTAL	1,827,025.51			Emergencies & Other Deferred Charges	69,948.49
CAPITAL IMPROVEMENTS *MEMO*	22,000.00			State and Federal Aid Receivable	106,000.00
DEBT SERVICE				Other Receivables	5,220.36
Principal Payments	80,558.01			Total	1,500,582.28
Interest Payments	104,602.22			LIABILITIES, RESERVES, AND SURPLUS	
DEFERRED CHARGES	137,163.71			Cash Liabilities	514,336.87
SCHOOL, COUNTY, SPECIAL DISTRICT TAXES	3,470,368.65			Reserves for Receivables	689,811.95
RESERVE FOR UNCOLLECTED TAXES	111,344.32			Surplus Dec. 31, 1981	296,433.46
EXPENDITURES TOTAL	5,731,062.42			Total	1,500,582.28
		CAPITAL OUTLAY TOTAL			
		1981 Property Taxes Collected			
		4,370,519.68			
		1981 Payments in Lieu of Taxes			
		36,042.15			
		Delinquent Tax & Lien Collections			
		403,494.72			
		Business Personalty Replacement Taxes			
		361,182.00			
		Taxes from Public Utilities			
		106,000.00			
		Other Miscellaneous Tax Revenues			
		64,450.50			
		State Aid Revenues			
		29,355.83			
		Federal Aid Revenues			
		83,140.00			
		State and Local Fiscal Assistance Act Utilized			
		205,567.32			
		Sale of Acquired Property			
		5,659,792.20			
		Other Miscellaneous Revenues			
		170,000.00			
		Prior Years Surplus Appropriated			
		5,829,752.20			
		REVENUES TOTAL			
		111,344.32			
		Reserve For Uncollected Taxes			
		198,636.69			
		CAPITAL DEBT AUTHORIZED, DECEMBER 31, 1981			
		ISSUED AND UNISSUED GROSS DEBT			
		NET DEBT			
		7,580			
		School			
		1,119,016			
		Self-liquidating			
		1,119,016			
		Other			
		1,119,016			
		Total			
		1,126,596			
		ISSUED AND OUTSTANDING			
		School			
		1,106,800.00			
		Self-Liquidating			
		1,106,800.00			
		Other			
		Total			
		245,361,476			
		EQUALIZED VALUATION BASIS			
		FOR NET DEBT COMPUTATION			
		REAL PROPERTY VALUATIONS			
		Code Class # of Parcels % VAL'N		ASSESSED VALUATION	
		1 Vacant Land 49 1.28		2,551,600.00	
		2 Residential 2244 59.64		119,283,000.00	
		3 Farm			
		4a Commercial 65 7.52		15,046,350.00	
		4b Industrial 14 26.51		53,014,100.00	
		4c Apartments 19 5.05		10,099,600.00	
		Total 2391		199,994,650.00	
		Land Area 1.10 Sq. Miles			
		Net Valuation Taxable-Municipal		201,200,856	
		Net Valuation Taxable-County		272,241,316	
		State Equalized Valuation		272,500,120	
		State Equalization Ratio		73.73	

Population 1980 **2,809**
 Population 1981 **2,747**
 S & P Rating
 Moody Rating

General Tax Rate Per \$100. **3.17**
 State Equalized Tax Rate **2.30**

WOODBINE BOROUGH - CAPE MAY CO.
Form of Government:
Borough Council
Number of Members on Governing Body - 6

PER CAPITA:
 Gross Debt **124.86**
 Net Debt **34.58**
 Debt Service
 Total Tax Levy **163.33**
 Municipal Expenditures **167.08**

PER CENT:
 Gross Debt **2.15**
 Net Debt **.60**
 Tax Levy Collected **80.64**
 Tax Levy Cancelled, Abated or Adjusted **.10**

EXPENDITURES		REVENUES-REALIZED		1981 PROPERTY TAX	
GENERAL GOVERNMENT				STATE EQUALIZED TAX RATE \rightarrow 1.41	
Governing Body & Public Boards		1981 Property Taxes Collected	359,979.51	Local District School Taxes	273,394.75
Municipal Clerk		1981 Payments in Lieu of Taxes		Regional & Consolidated School Tax	
Financial Administration	7,833.00	Delinquent Tax & Lien Collections	87,222.87	School Taxes in Municipal Budget	
Assessment of Taxes	4,781.00	Business Personalty Replacement Taxes	24,098.76	County Taxes	.37 71,120.28
Collection of Taxes	9,960.00	Taxes from Public Utilities	53,718.00	County Library Taxes	.02 4,224.39
Planning, Housing & Development	5,815.00	Other Miscellaneous Tax Revenues		Local Municipal Purpose Taxes	.50 96,761.01
Human Resources		State Aid Revenues	56,246.50	Veteran & Senior Citizen Taxes	17,700.00
Elections	700.00	Federal Aid Revenues		Total Taxes for Rate Computation	2.30 463,200.43
General Administration (other)	87,637.00	State and Local Fiscal Assistance Act Utilized	31,931.00	Special District Taxes	
JUDICIARY		Sale of Acquired Property	19,001.00	Bank Corp. Taxes	2,237.08
Municipal Courts	14,929.00	Other Miscellaneous Revenues	79,860.33	Added and Omitted Taxes	922.84
PUBLIC SAFETY		Total	712,057.97	Total Taxes Levied - ABSTRACT	448,660.35
Fire Protection	24,180.00	Prior Years Surplus Appropriated	67,510.00	Total Taxes Billed	446,423.77
Police Protection	86,504.46	REVENUES TOTAL	779,547.97	1981 TAXES COLLECTED	359,979.51
Civil Defense & Disaster Control	1,150.00	Reserve For Uncollected Taxes	99,352.20	1981 Taxes Cancelled, Abated or Adjusted	433.55
Environmental Inspection & Control	4,000.00			Transfer to Tax Title Liens or Foreclosed	4,672.27
Other Public Safety		CAPITAL OUTLAY TOTAL	67,329.79	Balance Outstanding Dec. 31, 1981	81,337.94
PUBLIC WORKS				PRIOR YEARS TAXES OUTSTANDING	
Streets and Drainage	51,480.00	Public Enterprises		Balance January 1, 1981	65,727.37
Sewers and Sewage Processing		Recreation—Culture		Collected in 1981	62,201.35
Garbage and Trash Disposal		Public Works	67,329.79	Cancelled, Abated or Adjusted 1981	204.30
Public Buildings and Grounds	20,000.00	Buildings and Grounds		Transfers to Tax Title Liens or Foreclosed	23,321.72
Other Public Works	2,590.00	Library and Education		Balance December 31, 1981	
HEALTH and WELFARE		Conservation		TAX TITLE LIENS OUTSTANDING	
Health Services Except Environmental	741.00	All Other		Balance January 1, 1981	32,897.11
Welfare-Public Assistance	2,203.00	CAPITAL DEBT AUTHORIZED, DECEMBER 31, 1981		Transfer From Taxes	29,116.76
Hospitals, Clinics, First Aid		ISSUED AND UNISSUED GROSS DEBT NET DEBT		Redeemed in 1981	25,021.52
Animal, Insect, & Rodent Control	4,152.00	School	248,000	Cancelled, Abated or Adjusted (1981)	3,576.98
Other Welfare Services		Self-liquidating		Transfers to Foreclosed Property	22,605.06
RECREATION and CONSERVATION		Other	95,000	Balance December 31, 1981	10,810.31
Beaches and Boardwalks		Total	343,000	PROPERTY ACQUIRED BY DEED OR FORECLOSURE	
Parks, Playgrounds, Shade Trees		ISSUED AND OUTSTANDING		Balance January 1, 1981	188,389.94
Land Reclamation & Conservation		School	248,000.00	Transfers From Taxes or Liens	22,605.06
Other Recreational Services	500.00	Self-Liquidating		Sale for Cash (1981)	19,001.00
EDUCATION (excluding schools)		Other	95,000.00	Cancelled, Abated or Adjusted (1981)	25,399.00
Libraries		Total	343,000.00	Balance December 31, 1981	160,595.00
Other Educational Services		EQUALIZED VALUATION BASIS FOR NET DEBT COMPUTATION	15,925,635	CURRENT FINANCES DECEMBER 31, 1981	
STATUTORY EXPENDITURES		REAL PROPERTY VALUATIONS		ASSETS	
Pensions & F. I. C. A.	21,000.00	Code Class # of Parcels % VAL'N		Cash Dec. 31, 1981	148,796.79
Employee Fringe Benefits	6,800.00	1 Vacant Land 401 8.34	1,104,400.00	Taxes Receivable	81,337.94
Other Statutory Expenditures	2,500.00	2 Residential 442 54.14	7,168,550.00	Tax Title Liens	10,810.31
CETA And Other Public Employment Programs		3 Farm 59 6.36	842,250.00	Foreclosed Property	166,595.00
MUNICIPAL FUNCTIONS TOTAL	359,455.46	4a Commercial 73 14.71	1,948,000.00	Emergencies & Other Deferred Charges	3,200.00
CAPITAL IMPROVEMENTS *MEMO*	10,000.00	4b Industrial 9 7.29	965,400.00	State and Federal Aid Receivable	552.81
DEBT SERVICE		4c Apartments 9 9.15	1,211,700.00	Other Receivables	1,231.95
Principal Payments		Total 993	13,240,300.00	Total	412,524.80
Interest Payments		Land Area 8.00 Sq. Miles		LIABILITIES, RESERVES, AND SURPLUS	
DEFERRED CHARGES	149.58	Net Valuation Taxable-Municipal	14,040,916	Cash Liabilities	60,193.39
SCHOOL, COUNTY, SPECIAL DISTRICT TAXES	348,739.42	Net Valuation Taxable-County	16,950,110	Reserves for Receivables	259,975.20
RESERVE FOR UNCOLLECTED TAXES	99,352.20	State Equalized Valuation	19,055,638	Surplus Dec. 31, 1981	92,356.21
EXPENDITURES TOTAL	807,696.66	State Equalization Ratio	72.53	Total	412,524.80

1225

Population 1980 90,074

Population 1981 91,723

S & P Rating

Moody Rating AA

General Tax Rate Per \$100.

4.16

State Equalized Tax Rate

2.34

WOODBIDGE TWP. - MIDDLESEX COUNTY

Form of Government:

Mayor-Council Plan F (OMCL 50)

Number of Members on Governing Body - 9

PER CAPITA:

Gross Debt 465.53

Net Debt 427.19

Debt Service 42.72

Total Tax Levy 583.07

Municipal Expenditures 318.78

PER CENT:

Gross Debt 2.25

Net Debt 2.06

Tax Levy Collected 97.20

Tax Levy Cancelled, Abated

or Adjusted .12

EXPENDITURES		REVENUES-REALIZED		1981 PROPERTY TAX	
GENERAL GOVERNMENT		1981 Property Taxes Collected		STATE EQUALIZED TAX RATE 1.59	
Governing Body & Public Boards	137,886.00	1981 Payments in Lieu of Taxes		Local District School Taxes	34,177,572.50
Municipal Clerk	126,743.00	Delinquent Tax & Lien Collections		Regional & Consolidated School Tax	
Financial Administration	165,703.00	Business Personalty Replacement Taxes		School Taxes in Municipal Budget	
Assessment of Taxes	150,556.00	Taxes from Public Utilities		County Taxes	13,406,762.50
Collection of Taxes	131,664.00	Other Miscellaneous Tax Revenues		County Library Taxes	
Planning, Housing & Development	232,470.00	State Aid Revenues		Local Municipal Purpose Taxes	2,627,320.40
Human Resources	38,050.00	Federal Aid Revenues		Veteran & Senior Citizen Taxes	856,600.00
Elections	32,100.00	State and Local Fiscal Assistance Act Utilized		Total Taxes for Rate Computation	51,108,255.40
General Administration (other)	3,385,726.00	Sale of Acquired Property		Special District Taxes	2,644,134.62
JUDICIARY		Other Miscellaneous Revenues		Bank Corp. Taxes	50,388.10
Municipal Courts	210,784.00	Prior Years Surplus Appropriated		Added and Omitted Taxes	574,835.24
PUBLIC SAFETY		REVENUES TOTAL		Total Taxes Levied - ABSTRACT	53,481,013.36
Fire Protection	5,221,881.00	Reserve For Uncollected Taxes		Total Taxes Billed	53,510,345.72
Police Protection	15,990.00	CAPITAL OUTLAY TOTAL		1981 TAXES COLLECTED	52,012,553.89
Civil Defense & Disaster Control	217,102.00	Public Enterprises		1981 Taxes Cancelled, Abated or Adjusted	64,644.74
Environmental Inspection & Control	5,000.00	Recreation—Culture		Transfer to Tax Title Liens or Foreclosed	116,552.52
Other Public Safety		Public Works		Balance Outstanding Dec. 31, 1981	1,316,594.57
PUBLIC WORKS		Buildings and Grounds		PRIOR YEARS TAXES OUTSTANDING	
Streets and Drainage	2,686,821.00	Library and Education		Balance January 1, 1981	1,372,884.92
Sewers and Sewage Processing	1,878,440.00	Conservation		Collected in 1981	1,143,892.27
Gorbage and Trash Disposal	1,584,874.00	All Other		Cancelled, Abated or Adjusted 1981	33,519.07
Public Buildings and Grounds	271,711.00	CAPITAL DEBT AUTHORIZED, DECEMBER 31, 1981		Transfers to Tax Title Liens or Foreclosed	32,486.66
Other Public Works	14,725.00	ISSUED AND UNISSUED		Balance December 31, 1981	162,586.92
HEALTH and WELFARE		GROSS DEBT		TAX TITLE LIENS OUTSTANDING	
Health Services Except Environmental	654,244.00	NET DEBT		Balance January 1, 1981	685,351.49
Welfare-Public Assistance	165,424.00	School		Transfer From Taxes	133,100.82
Hospitals, Clinics, First Aid	45,000.00	Self-liquidating		Redeemed in 1981	105,830.80
Animal, Insect, & Rodent Control		Other		Cancelled, Abated or Adjusted (1981)	
Other Welfare Services	14,000.00	Total		Transfers to Foreclosed Property	
RECREATION and CONSERVATION		ISSUED AND OUTSTANDING		Balance December 31, 1981	712,621.51
Beaches and Boardwalks	30,000.00	School		PROPERTY ACQUIRED BY DEED OR FORECLOSURE	
Parks, Playgrounds, Shade Trees	582,177.00	Self-Liquidating		Balance January 1, 1981	741,239.68
Land Reclamation & Conservation	600.00	Other		Transfers From Taxes or Liens	20,550.45
Other Recreational Services	24,950.00	Total		Sale for Cash (1981)	326,894.68
EDUCATION (excluding schools)		EQUALIZED VALUATION BASIS		Cancelled, Abated or Adjusted (1981)	
Libraries	1,800,000.00	FOR NET DEBT COMPUTATION		Balance December 31, 1981	434,895.45
Other Educational Services	39,440.00	REAL PROPERTY VALUATIONS		CURRENT FINANCES DECEMBER 31, 1981	
STATUTORY EXPENDITURES		Code Class # of Parcels % VAL'N		ASSETS	
Pensions & F. I. C. A.	1,870,000.00	1 Vacant Land 1949 3.64		Cash Dec. 31, 1981	3,707,946.75
Employee Fringe Benefits		2 Residential 23050 55.61		Taxes Receivable	1,479,181.49
Other Statutory Expenditures	680,849.00	3 Farm		Tax Title Liens	712,621.51
CETA And Other Public Employment Programs	23,226,960.00	4a Commercial 1007 16.91		Foreclosed Property	434,895.45
MUNICIPAL FUNCTIONS TOTAL	227,000.00	4b Industrial 169 18.58		Emergencies & Other Deferred Charges	1,120,553.35
CAPITAL IMPROVEMENTS *MEMO*		4c Apartments 62 5.26		State and Federal Aid Receivable	7,782.74
DEBT SERVICE		Total 26237		Other Receivables	51,087.17
Principal Payments	2,040,000.00	Land Area 23.10 Sq. Miles		Total	7,514,068.46
Interest Payments	1,878,100.25	Net Valuation Taxable-Municipal		LIABILITIES, RESERVES, AND SURPLUS	
DEFERRED CHARGES	633,677.04	Net Valuation Taxable-County		Cash Liabilities	3,025,952.65
SCHOOL, COUNTY, SPECIAL DISTRICT TAXES	50,228,469.62	State Equalized Valuation		Reserves for Receivables	2,677,785.62
RESERVE FOR UNCOLLECTED TAXES	1,460,914.82	State Equalization Ratio		Surplus Dec. 31, 1981	1,810,330.19
EXPENDITURES TOTAL	79,468,121.73			Total	7,514,068.46

0822

Population 1980 10,353

Population 1981 10,837

S & P Rating

Moody Rating

General Tax Rate Per \$100.

5.17

State Equalized Tax Rate

2.73

WOODBURY CITY - GLOUCESTER COUNTY

Form of Government:

Special Charter (P.L. 1870 c. 271)

Number of Members on Governing Body - 9

PER CAPITA:

Gross Debt 247.40

Net Debt 40.11

Debt Service 1.77

Total Tax Levy 428.57

Municipal Expenditures 268.85

PER CENT:

Gross Debt 1.85

Net Debt .30

Tax Levy Collected 94.09

Tax Levy Cancelled, Abated

or Adjusted .39

EXPENDITURES		REVENUES-REALIZED		1981 PROPERTY TAX	
GENERAL GOVERNMENT				STATE EQUALIZED TAX RATE →	
Governing Body & Public Boards	34,200.00	1981 Property Taxes Collected	4,347,437.79	Local District School Taxes	1.49 2,519,750.00
Municipal Clerk	38,100.00	1981 Payments in Lieu of Taxes		Regional & Consolidated School Tax	
Financial Administration	37,600.00	Delinquent Tax & Lien Collections	191,446.04	School Taxes in Municipal Budget	
Assessment of Taxes	183,400.00	Business Personalty Replacement Taxes	161,160.20	County Taxes	.54 919,285.94
Collection of Taxes	24,550.00	Taxes from Public Utilities	620,858.00	County Library Taxes	
Planning, Housing & Development	21,850.00	Other Miscellaneous Tax Revenues		Local Municipal Purpose Taxes	.69 1,168,518.73
Human Resources		State Aid Revenues	196,337.04	Veteran & Senior Citizen Taxes	
Elections	5,000.00	Federal Aid Revenues	31,782.53	Total Taxes for Rate Computation	2.72 4,714,154.67
General Administration (other)	115,914.20	State and Local Fiscal Assistance Act Utilized	124,226.03	Special District Taxes	
JUDICIARY		Sale of Acquired Property		Bank Corp. Taxes	26,734.02
Municipal Courts	54,600.00	Other Miscellaneous Revenues	295,436.60	Added and Omitted Taxes	10,073.29
PUBLIC SAFETY		Total	5,568,724.23	Total Taxes Levied - ABSTRACT	4,644,361.98
Fire Protection	172,256.92	Prior Years Surplus Appropriated	300,000.00	Total Taxes Billed	4,620,726.50
Police Protection	745,313.00	REVENUES TOTAL	6,268,724.23	1981 TAXES COLLECTED	4,347,437.79
Civil Defense & Disaster Control	5,475.00	Reserve For Uncollected Taxes	284,342.68	1981 Taxes Cancelled, Abated or Adjusted	18,167.38
Environmental Inspection & Control	70,750.00	CAPITAL OUTLAY TOTAL	468,352.39	Transfer to Tax Title Liens or Foreclosed	
Other Public Safety		Public Enterprises	237,038.29	Balance Outstanding Dec. 31, 1981	255,121.33
PUBLIC WORKS		Recreation—Culture		PRIOR YEARS TAXES OUTSTANDING	
Streets and Drainage	288,633.60	Public Works	231,249.10	Balance January 1, 1981	168,118.12
Sewers and Sewage Processing		Buildings and Grounds	65.00	Collected in 1981	148,932.12
Garbage and Trash Disposal	170,858.00	Library and Education		Cancelled, Abated or Adjusted 1981	
Public Buildings and Grounds	62,128.00	Conservation		Transfers to Tax Title Liens or Foreclosed	13,207.99
Other Public Works	97,593.00	All Other		Balance December 31, 1981	5,978.01
HEALTH and WELFARE		CAPITAL DEBT AUTHORIZED, DECEMBER 31, 1981		TAX TITLE LIENS OUTSTANDING	
Health Services Except Environmental	2,800.00	ISSUED AND UNISSUED		Balance January 1, 1981	163,549.61
Welfare-Public Assistance	9,250.00	SCHOOL	1,088,000	Transfer From Taxes	13,359.01
Hospitals, Clinics, First Aid		Self-liquidating	1,158,398	Redeemed in 1981	42,513.66
Animal, Insect, & Rodent Control	2,500.00	Other	434,700	Cancelled, Abated or Adjusted (1981)	
Other Welfare Services		Total	2,681,098	Transfers to Foreclosed Property	
RECREATION and CONSERVATION		ISSUED AND OUTSTANDING		Balance December 31, 1981	134,394.96
Beaches and Boardwalks		SCHOOL	1,088,000.00	PROPERTY ACQUIRED BY DEED OR	
Parks, Playgrounds, Shade Trees	66,708.00	Self-Liquidating	670,000.00	FORECLOSURE	
Land Reclamation & Conservation		Other	398,200.00	Balance January 1, 1981	29,605.00
Other Recreational Services	14,145.51	Total	2,156,200.00	Transfers From Taxes or Liens	
EDUCATION (excluding schools)		EQUALIZED VALUATION BASIS		Sale for Cash (1981)	
Libraries	53,950.00	FOR NET DEBT COMPUTATION	145,040,587	Cancelled, Abated or Adjusted (1981)	
Other Educational Services		REAL PROPERTY VALUATIONS		Balance December 31, 1981	29,605.00
STATUTORY EXPENDITURES		Code Class # of Parcels % VAL'N		CURRENT FINANCES DECEMBER 31, 1981	
Pensions & F. I. C. A.	202,500.00	1 Vacant Land 306 2.56	2,153,600.00	ASSETS	
Employee Fringe Benefits	57,634.39	2 Residential 2907 66.08	55,687,900.00	Cash Dec. 31, 1981	1,208,458.15
Other Statutory Expenditures	8,000.00	3 Farm		Taxes Receivable	261,099.34
CETA And Other Public Employment Programs	31,782.53	4a Commercial 243 25.49	21,485,000.00	Tax Title Liens	134,394.96
MUNICIPAL FUNCTIONS TOTAL	2,577,492.15	4b Industrial 7 1.07	898,000.00	Foreclosed Property	29,605.00
CAPITAL IMPROVEMENTS *MEMU*	25,000.00	4c Apartments 20 4.81	4,050,100.00	Emergencies & Other Deferred Charges	164,023.63
DEBT SERVICE		Total 3483	84,274,600.00	State and Federal Aid Receivable	
Principal Payments		Land Area 2.13 Sq. Miles		Other Receivables	89,313.75
Interest Payments	19,144.86	Net Valuation Taxable-Municipal	89,180,913	Total	1,886,894.83
DEFERRED CHARGES	32,597.66	Net Valuation Taxable-County	151,542,883	LIABILITIES, RESERVES, AND SURPLUS	
SCHOOL, COUNTY, SPECIAL DISTRICT TAXES	3,439,035.94	State Equalized Valuation	164,880,259	Cash Liabilities	670,788.31
RESERVE FOR UNCOLLECTED TAXES	284,342.68	State Equalization Ratio	52.74	Reserves for Receivables	514,413.05
EXPENDITURES TOTAL	6,352,613.29			Surplus Dec. 31, 1981	701,693.47
				Total	1,886,894.83

0823

Population 1980 **3,460**
 Population 1981 **3,477**
 S & P Rating
 Moody Rating

General Tax Rate Per \$100. **2.61**
 State Equalized Tax Rate **2.27**

WOODBURY HEIGHTS BOROUGH - GLOUCESTER COUNTY

Form of Government:
Borough Council
Number of Members on Governing Body - 6

PER CAPITA:
 Gross Debt **503.11**
 Net Debt **114.39**
 Debt Service **8.20**
 Total Tax Levy **456.34**
 Municipal Expenditures **177.30**

PER CENT:
 Gross Debt **2.74**
 Net Debt **.62**
 Tax Levy Collected **95.89**
 Tax Levy Cancelled, Abated or Adjusted

EXPENDITURES		REVENUES-REALIZED		1981 PROPERTY TAX	
GENERAL GOVERNMENT				STATE EQUALIZED TAX RATE	
Governing Body & Public Boards		1981 Property Taxes Collected	1,520,231.61	Local District School Taxes	.52
Municipal Clerk		1981 Payments in Lieu of Taxes		Regional & Consolidated School Tax	.68
Financial Administration	15,328.00	Delinquent Tax & Lien Collections	48,632.32	School Taxes in Municipal Budget	
Assessment of Taxes	6,141.00	Business Personalty Replacement Taxes	41,968.03	County Taxes	.59
Collection of Taxes	6,618.00	Taxes from Public Utilities	131,383.00	County Library Taxes	.02
Planning, Housing & Development	1,020.00	Other Miscellaneous Tax Revenues		Local Municipal Purpose Taxes	.26
Human Resources		State Aid Revenues	25,583.64	Veteran & Senior Citizen Taxes	
Elections	1,114.00	Federal Aid Revenues	19,851.14	Total Taxes for Rate Computation	2.27
General Administration (other)	67,934.51	State and Local Fiscal Assistance Act Utilized	26,812.00	Special District Taxes	
JUDICIARY		Sale of Acquired Property		Bank Corp. Taxes	3,456.56
Municipal Courts	11,561.51	Other Miscellaneous Revenues	61,200.10	Added and Omitted Taxes	0,834.73
PUBLIC SAFETY		Total	1,875,661.84	Total Taxes Levied - ABSTRACT	1,586,705.97
Fire Protection	23,447.11	Prior Years Surplus Appropriated		Total Taxes Billed	1,585,409.71
Police Protection	108,685.52	REVENUES TOTAL	1,875,661.84	1981 TAXES COLLECTED	1,520,231.61
Civil Defense & Disaster Control	801.00	Reserve For Uncollected Taxes	76,581.45	1981 Taxes Cancelled, Abated or Adjusted	
Environmental Inspection & Control	2,736.00	CAPITAL OUTLAY TOTAL	140,184.10	Transfer to Tax Title Liens or Foreclosed	
Other Public Safety				Balance Outstanding Dec. 31, 1981	65,178.10
PUBLIC WORKS		Public Enterprises		PRIOR YEARS TAXES OUTSTANDING	
Streets and Drainage	88,104.14	Recreation—Culture		Balance January 1, 1981	63,204.57
Sewers and Sewage Processing		Public Works	140,184.10	Collected in 1981	45,906.13
Garbage and Trash Disposal	39,530.00	Buildings and Grounds		Cancelled, Abated or Adjusted 1981	5,959.17
Public Buildings and Grounds	18,183.51	Library and Education		Transfers to Tax Title Liens or Foreclosed	
Other Public Works		Conservation		Balance December 31, 1981	11,339.27
HEALTH and WELFARE		All Other		TAX TITLE LIENS OUTSTANDING	
Health Services Except Environmental	550.50	CAPITAL DEBT AUTHORIZED, DECEMBER 31, 1981		Balance January 1, 1981	15,578.75
Welfare-Public Assistance	1,820.00	ISSUED AND UNISSUED GROSS DEBT NET DEBT		Transfer From Taxes	
Hospitals, Clinics, First Aid		School	1,086,567	Redeemed in 1981	2,726.19
Animal, Insect, & Rodent Control	575.00	Self-liquidating	265,000	Cancelled, Abated or Adjusted (1981)	
Other Welfare Services		Other	397,750	Transfers to Foreclosed Property	
RECREATION and CONSERVATION		Total	1,749,317	Balance December 31, 1981	12,852.56
Beaches and Boardwalks		ISSUED AND OUTSTANDING		PROPERTY ACQUIRED BY DEED OR	
Parks, Playgrounds, Shade Trees	5,243.32	School	1,086,567.25	FORECLOSURE	
Land Reclamation & Conservation		Self-Liquidating	265,000.00	Balance January 1, 1981	68,939.12
Other Recreational Services		Other	326,500.00	Transfers From Taxes or Liens	
EDUCATION (excluding schools)		Total	1,678,067.25	Sale for Cash (1981)	
Libraries		EQUALIZED VALUATION BASIS		Cancelled, Abated or Adjusted (1981)	
Other Educational Services		FOR NET DEBT COMPUTATION	63,846,746	Balance December 31, 1981	68,939.12
STATUTORY EXPENDITURES		REAL PROPERTY VALUATIONS		CURRENT FINANCES DECEMBER 31, 1981	
Pensions & F. I. C. A.	16,058.00	Code Class # of Parcels % VAL'N ASSESSED VALUATION		ASSETS	
Employee Fringe Benefits	8,000.00	1 Vacant Land 193 3.62	2,165,900.00	Cash Dec. 31, 1981	178,830.16
Other Statutory Expenditures	25,000.00	2 Residential 975 69.76	41,692,600.00	Taxes Receivable	76,517.37
CETA And Other Public Employment Programs	448,451.12	3 Farm		Tax Title Liens	12,852.56
MUNICIPAL FUNCTIONS TOTAL		4a Commercial 65 19.09	11,407,300.00	Foreclosed Property	68,939.12
CAPITAL IMPROVEMENTS *MEMO*		4b Industrial 7 7.24	4,325,700.00	Emergencies & Other Deferred Charges	103,616.07
DEBT SERVICE		4c Apartments 3 .29	171,500.00	State and Federal Aid Receivable	1,354.37
Principal Payments	5,000.00	Total	59,763,000.00	Other Receivables	
Interest Payments	23,500.00	Land Area 1.23 Sq. Miles		Total	85,520.02
DEFERRED CHARGES	62,935.06	Net Valuation Taxable-Municipal	60,422,637	LIABILITIES, RESERVES, AND SURPLUS	
SCHOOL, COUNTY, SPECIAL DISTRICT TAXES	1,398,889.88	Net Valuation Taxable-County	67,554,804	Cash Liabilities	225,684.44
RESERVE FOR UNCOLLECTED TAXES	76,581.45	State Equalized Valuation	69,256,322	Reserves for Receivables	243,829.07
EXPENDITURES TOTAL	2,015,357.51	State Equalization Ratio	87.12	Surplus Dec. 31, 1981	58,116.16
				Total	527,629.67

0268

Population 1980 5,644
 Population 1981 5,659
 S & P Rating
 Moody Rating A

General Tax Rate Per \$100. 3.95
 State Equalized Tax Rate 2.42

WOODCLIFF LAKE BORO. - BERGEN CO.

Form of Government:

Borough Council

Number of Members on Governing Body - 6

PER CAPITA:

Gross Debt 1,256.25
 Net Debt 1,109.53
 Debt Service 126.55
 Total Tax Levy 1,200.77
 Municipal Expenditures 513.98

PER CENT:

Gross Debt 2.98
 Net Debt 2.63
 Tax Levy Collected 98.36
 Tax Levy Cancelled, Abated or Adjusted 10

EXPENDITURES		REVENUES-REALIZED		1981 PROPERTY TAX	
GENERAL GOVERNMENT				STATE EQUALIZED TAX RATE	
Governing Body & Public Boards		1981 Property Taxes Collected	6,694,740.27	Local District School Taxes .81	2,245,403.52
Municipal Clerk		1981 Payments in Lieu of Taxes		Regional & Consolidated School Tax .58	1,602,593.37
Financial Administration	30,830.00	Delinquent Tax & Lien Collections	127,568.83	School Taxes in Municipal Budget	
Assessment of Taxes	9,148.00	Business Personalty Replacement Taxes	47,800.60	County Taxes .32	891,574.36
Collection of Taxes	23,805.00	Taxes from Public Utilities	381,712.00	County Library Taxes	
Planning, Housing & Development	18,450.00	Other Miscellaneous Tax Revenues		Local Municipal Purpose Taxes .71	1,977,794.12
Human Resources	1,000.00	State Aid Revenues	49,317.10	Veteran & Senior Citizen Taxes	31,100.00
Elections	950.00	Federal Aid Revenues		Total Taxes for Rate Computation 2.42	6,748,465.37
General Administration (other)	266,792.00	State and Local Fiscal Assistance Act Utilized	44,048.00	Special District Taxes	
JUDICIARY		Sale of Acquired Property		Bank Corp. Taxes	3,112.11
Municipal Courts	17,850.00	Other Miscellaneous Revenues	278,884.20	Added and Omitted Taxes	74,689.54
PUBLIC SAFETY		Total	7,624,071.00	Total Taxes Levied - ABSTRACT	6,795,167.02
Fire Protection	41,720.00	Prior Years Surplus Appropriated	167,758.00	Total Taxes Billed	6,806,518.44
Police Protection	492,745.00	REVENUES TOTAL	7,791,869.00	1981 TAXES COLLECTED	6,694,740.27
Civil Defense & Disaster Control		Reserve For Uncollected Taxes	149,000.00	1981 Taxes Cancelled, Abated or Adjusted	6,541.20
Environmental Inspection & Control	21,468.00	CAPITAL OUTLAY TOTAL	102,262.06	Transfer to Tax Title Liens or Foreclosed Balance Outstanding Dec. 31, 1981	105,236.57
Other Public Safety	56,913.00			PRIOR YEARS TAXES OUTSTANDING	
PUBLIC WORKS				Balance January 1, 1981	143,327.02
Streets and Drainage	253,476.39	Public Enterprises		Collected in 1981	121,707.65
Sewers and Sewage Processing	145,707.22	Recreation—Culture	846.89	Cancelled, Abated or Adjusted 1981	
Garbage and Trash Disposal	334,970.00	Public Works	95,149.02	Transfers to Tax Title Liens or Foreclosed	
Public Buildings and Grounds	54,405.00	Buildings and Grounds	6,266.15	Balance December 31, 1981	21,619.17
Other Public Works	7,500.00	Library and Education		TAX TITLE LIENS OUTSTANDING	
HEALTH and WELFARE		Conservation		Balance January 1, 1981	15,074.03
Health Services Except Environmental	14,060.00	All Other		Transfer From Taxes	
Welfare-Public Assistance	1,049.00			Redeemed in 1981	5,660.98
Hospitals, Clinics, First Aid	500.00			Cancelled, Abated or Adjusted (1981)	
Animal, Insect, & Rodent Control	11,329.22			Transfers to Foreclosed Property	
Other Welfare Services				Balance December 31, 1981	9,213.05
RECREATION and CONSERVATION				PROPERTY ACQUIRED BY DEED OR FORECLOSURE	
Beaches and Boardwalks				Balance January 1, 1981	950.00
Parks, Playgrounds, Shade Trees	62,338.00			Transfers From Taxes or Liens	
Land Reclamation & Conservation				Sale for Cash (1981)	
Other Recreational Services	43,540.00			Cancelled, Abated or Adjusted (1981)	
EDUCATION (excluding schools)				Balance December 31, 1981	950.00
Libraries				CURRENT FINANCES DECEMBER 31, 1981	
Other Educational Services				ASSETS	
STATUTORY EXPENDITURES				Cash Dec. 31, 1981	541,323.60
Pensions & F. I. C. A.	115,403.59			Taxes Receivable	126,850.14
Employee Fringe Benefits				Tax Title Liens	9,213.05
Other Statutory Expenditures	1,000.00			Foreclosed Property	950.00
CETA And Other Public Employment Programs				Emergencies & Other Deferred Charges	8,000.00
MUNICIPAL FUNCTIONS				State and Federal Aid Receivable	
CAPITAL IMPROVEMENTS				Other Receivables	19,888.61
DEBT SERVICE				Total	706,231.46
Principal Payments	351,000.00			LIABILITIES, RESERVES, AND SURPLUS	
Interest Payments	365,131.10			Cash Liabilities	223,258.71
DEFERRED CHARGES				Reserves for Receivables	156,907.60
SCHOOL, COUNTY, SPECIAL DISTRICT TAXES	4,739,571.25			Surplus Dec. 31, 1981	320,064.95
RESERVE FOR UNCOLLECTED TAXES	149,000.00			Total	700,231.46
EXPENDITURES TOTAL	7,648,199.67				

0339

Population 1980 2,285
 Population 1981 2,151
 S & P Rating
 Moody Rating

General Tax Rate Per \$100.
 2.83
 State Equalized Tax Rate
 1.75

WOODLAND TWP. - BURLINGTON CO.**Form of Government:****Township Committee****Number of Members on Governing Body - 3****PER CAPITA:**

Gross Debt 35.33
 Net Debt
 Debt Service
 Total Tax Levy 352.29
 Municipal Expenditures 249.92

PER CENT:

Gross Debt .18
 Net Debt
 Tax Levy Collected 81.80
 Tax Levy Cancelled, Abated
 or Adjusted 6.38

EXPENDITURES		REVENUES-REALIZED		1981 PROPERTY TAX	
GENERAL GOVERNMENT				STATE EQUALIZED TAX RATE ↓	
Governing Body & Public Boards		1981 Property Taxes Collected	620,838.54	Local District School Taxes 1.20	515,867.00
Municipal Clerk		1981 Payments in Lieu of Taxes		Regional & Consolidated School Tax	
Financial Administration	22,460.00	Delinquent Tax & Lien Collections	70,650.16	School Taxes in Municipal Budget	
Assessment of Taxes	10,900.00	Business Personalty Replacement Taxes	6,643.40	County Taxes .48	205,212.70
Collection of Taxes	31,200.00	Taxes from Public Utilities	62,631.00	County Library Taxes .03	12,867.89
Planning, Housing & Development	27,100.00	Other Miscellaneous Tax Revenues		Local Municipal Purpose Taxes .05	20,033.86
Human Resources		State Aid Revenues	16,505.13	Veteran & Senior Citizen Taxes	9,300.00
Elections		Federal Aid Revenues	2,984.25	Total Taxes for Rate Computation 1.76	763,281.45
General Administration (other)	68,155.00	State and Local Fiscal Assistance Act Utilized	105,455.69	Special District Taxes	
JUDICIARY		Sale of Acquired Property		Bank Corp. Taxes	
Municipal Courts	19,110.00	Other Miscellaneous Revenues	171,067.88	Added and Omitted Taxes	3,794.69
PUBLIC SAFETY		Total	1,056,816.05	Total Taxes Levied - ABSTRACT	757,776.14
Fire Protection	17,000.00	Prior Years Surplus Appropriated	201,000.00	Total Taxes Billed	758,541.70
Police Protection	51,014.41	REVENUES	TOTAL	1981 TAXES COLLECTED	620,838.54
Civil Defense & Disaster Control	5,050.00	Reserve For Uncollected Taxes	147,408.67	1981 Taxes Cancelled, Abated or Adjusted	48,385.02
Environmental Inspection & Control	7,500.00	CAPITAL OUTLAY	TOTAL	Transfer to Tax Title Liens or Foreclosed	33,225.44
Other Public Safety			3,305.00	Balance Outstanding Dec. 31, 1981	56,492.70
PUBLIC WORKS		Public Enterprises		PRIOR YEARS TAXES OUTSTANDING	
Streets and Drainage	64,540.00	Recreation—Culture		Balance January 1, 1981	39,076.70
Sewers and Sewage Processing	2,500.00	Public Works	3,305.00	Collected in 1981	32,891.67
Garbage and Trash Disposal	5,000.00	Buildings and Grounds		Cancelled, Abated or Adjusted 1981	
Public Buildings and Grounds	7,500.00	Library and Education		Transfers to Tax Title Liens or Foreclosed	1,798.06
Other Public Works		Conservation		Balance December 31, 1981	4,386.97
HEALTH and WELFARE		All Other		TAX TITLE LIENS OUTSTANDING	
Health Services Except Environmental	3,950.00	CAPITAL DEBT AUTHORIZED, DECEMBER 31, 1981		Balance January 1, 1981	151,676.17
Welfare-Public Assistance	5,630.00	ISSUED AND UNISSUED	GROSS DEBT	Transfer From Taxes	35,664.49
Hospitals, Clinics, First Aid		School	76,000	Redeemed in 1981	37,798.49
Animal, Insect, & Rodent Control	1,550.00	Self-liquidating		Cancelled, Abated or Adjusted (1981)	
Other Welfare Services		Other		Transfers to Foreclosed Property	
RECREATION and CONSERVATION		Total	76,000	Balance December 31, 1981	149,542.17
Beaches and Boardwalks		ISSUED AND OUTSTANDING		PROPERTY ACQUIRED BY DEED OR FORECLOSURE	
Parks, Playgrounds, Shade Trees	10,000.00	School	76,000.00	Balance January 1, 1981	33,600.00
Land Reclamation & Conservation	250.00	Self-Liquidating		Transfers From Taxes or Liens	
Other Recreational Services	9,500.00	Other		Sale for Cash (1981)	
EDUCATION (excluding schools)		Total	76,000.00	Cancelled, Abated or Adjusted (1981)	
Libraries		EQUALIZED VALUATION BASIS		Balance December 31, 1981	33,600.00
Other Educational Services		FOR NET DEBT COMPUTATION	42,585,559	CURRENT FINANCES DECEMBER 31, 1981	
STATUTORY EXPENDITURES		REAL PROPERTY VALUATIONS		ASSETS	
Pensions & F. I. C. A.	13,200.00	Code Class # of Parcels % VAL'N	ASSESSED VALUATION	Cash Dec. 31, 1981	457,398.30
Employee Fringe Benefits	4,000.00	1 Vacant Land 2561 54.32	14,189,380.00	Taxes Receivable	60,879.67
Other Statutory Expenditures	1,500.00	2 Residential 343 30.98	8,090,979.00	Tax Title Liens	149,542.17
CETA And Other Public Employment Programs	1,553.83	3 Farm 220 6.46	1,686,385.00	Foreclosed Property	33,600.00
MUNICIPAL FUNCTIONS	TOTAL	4a Commercial 22 5.04	1,317,450.00	Emergencies & Other Deferred Charges	
CAPITAL IMPROVEMENTS	*MEMU*	4b Industrial 8 3.20	835,375.00	State and Federal Aid Receivable	
DEBT SERVICE		4c Apartments		Other Receivables	3,051.71
Principal Payments		Total	3154	Total	704,471.85
Interest Payments		Land Area 95.38 Sq. Miles		LIABILITIES, RESERVES, AND SURPLUS	
DEFERRED CHARGES		Net Valuation Taxable-Municipal	26,668,217	Cash Liabilities	278,323.28
SCHOOL, COUNTY, SPECIAL DISTRICT TAXES	733,947.59	Net Valuation Taxable-County	38,542,200	Reserves for Receivables	247,073.55
RESERVE FOR UNCOLLECTED TAXES	147,408.67	State Equalized Valuation	42,711,247	Surplus Dec. 31, 1981	179,075.02
EXPENDITURES	TOTAL	State Equalization Ratio	61.95	Total	704,471.85
	1,271,519.50				

0437

Population 1980 2,578
 Population 1981 2,572
 S & P Rating
 Moody Rating

General Tax Rate Per \$100. 6.60
 State Equalized Tax Rate 4.18

WOODLYNNE BOROUGH - CAMDEN CO.

Form of Government:

Borough Council

Number of Members on Governing Body - 6

PER CAPITA:

Gross Debt 372.52
 Net Debt 240.79
 Debt Service 26.02
 Total Tax Levy 406.48
 Municipal Expenditures 242.34

PER CENT:

Gross Debt 4.19
 Net Debt 2.71
 Tax Levy Collected 95.79
 Tax Levy Cancelled, Abated or Adjusted

EXPENDITURES		REVENUES-REALIZED		1981 PROPERTY TAX	
GENERAL GOVERNMENT				STATE EQUALIZED TAX RATE 1.72	
Governing Body & Public Boards		1981 Property Taxes Collected	598,337.69	Local District School Taxes	428,719.00
Municipal Clerk		1981 Payments in Lieu of Taxes		Regional & Consolidated School Tax	
Financial Administration	10,400.00	Delinquent Tax & Lien Collections	32,734.32	School Taxes in Municipal Budget	
Assessment of Taxes	2,750.00	Business Personalty Replacement Taxes	9,409.52	County Taxes	* 279,185.58
Collection of Taxes	450.00	Taxes from Public Utilities	76,116.00	County Library Taxes	.03 6,267.65
Planning, Housing & Development	7,500.00	Other Miscellaneous Tax Revenues		Local Municipal Purpose Taxes	1.31 326,600.00
Human Resources		State Aid Revenues	53,358.10	Veteron & Senior Citizen Taxes	46,000.00
Elections	2,760.00	Federal Aid Revenues	8,268.36	Total Taxes for Rate Computation	4.18 1,086,772.23
General Administration (other)	99,352.00	State and Local Fiscal Assistance Act Utilized	27,002.00	Special District Taxes	
JUDICIARY		Sale of Acquired Property		Bank Corp. Taxes	3,729.65
Municipal Courts	6,500.00	Other Miscellaneous Revenues	54,924.20	Added and Omitted Taxes	969.46
PUBLIC SAFETY		Total	1,260,190.39	Total Taxes Levied - ABSTRACT	1,045,471.34
Fire Protection	10,200.00	Prior Years Surplus Appropriated	95,000.00	Total Taxes Billed	1,042,192.38
Police Protection	143,800.00	REVENUES TOTAL	1,355,190.39	1981 TAXES COLLECTED	998,337.69
Civil Defense & Disaster Control	250.00	Reserve For Uncollected Taxes	55,139.49	1981 Taxes Cancelled, Abated or Adjusted	
Environmental Inspection & Control	5,135.32	CAPITAL OUTLAY TOTAL	136,216.53	Transfer to Tax Title Liens or Foreclosed	1,538.93
Other Public Safety				Balance Outstanding Dec. 31, 1981	42,315.56
PUBLIC WORKS				PRIOR YEARS TAXES OUTSTANDING	
Streets and Drainage	54,430.00	Public Enterprises		Balance January 1, 1981	34,057.22
Sewers and Sewage Processing	11,825.00	Recreation—Culture		Collected in 1981	30,428.76
Garbage and Trash Disposal	48,880.00	Public Works	136,216.53	Cancelled, Abated or Adjusted 1981	
Public Buildings and Grounds	25,900.00	Buildings and Grounds		Transfers to Tax Title Liens or Foreclosed	
Other Public Works		Library and Education		Balance December 31, 1981	3,628.46
HEALTH and WELFARE		Conservation		TAX TITLE LIENS OUTSTANDING	
Health Services Except Environmental	400.00	All Other		Balance January 1, 1981	7,793.04
Welfare-Public Assistance	8,500.00	CAPITAL DEBT AUTHORIZED, DECEMBER 31, 1981		Transfer From Taxes	1,538.93
Hospitals, Clinics, First Aid		ISSUED AND UNISSUED	GROSS DEBT	Redeemed in 1981	2,305.56
Animal, Insect, & Rodent Control		School	248,822	Cancelled, Abated or Adjusted (1981)	
Other Welfare Services		Self-liquidating		Transfers to Foreclosed Property	
RECREATION and CONSERVATION		Other	709,300	Balance December 31, 1981	7,026.41
Beaches and Boardwalks		Total	958,122	PROPERTY ACQUIRED BY DEED OR	
Parks, Playgrounds, Shode Trees	6,700.00			FORECLOSURE	
Land Reclamation & Conservation		ISSUED AND OUTSTANDING		Balance January 1, 1981	10,100.00
Other Recreational Services	5,750.00	School	248,822.00	Transfers From Taxes or Liens	
EDUCATION (excluding schools)		Self-Liquidating		Sale for Cash (1981)	
Libraries	1,900.00	Other	673,100.00	Cancelled, Abated or Adjusted (1981)	
Other Educational Services		Total	921,922.00	Balance December 31, 1981	10,100.00
STATUTORY EXPENDITURES		EQUALIZED VALUATION BASIS		CURRENT FINANCES DECEMBER 31, 1981	
Pensions & F. I. C. A.	28,900.00	FOR NET DEBT COMPUTATION	22,887,659	ASSETS	
Employee Fringe Benefits	6,050.00	REAL PROPERTY VALUATIONS		Cash Dec. 31, 1981	238,488.62
Other Statutory Expenditures	1,000.00	Code Class # of Parcels % VAL'N	ASSESSED VALUATION	Taxes Receivable	45,944.02
CETA And Other Public Employment Programs	8,900.00	1 Vacant Land 17 2.40	376,650.00	Tax Title Liens	7,026.41
MUNICIPAL FUNCTIONS TOTAL	498,232.32	2 Residential 870 85.77	13,457,700.00	Foreclosed Property	10,100.00
CAPITAL IMPROVEMENTS *MEMU*	3,296.00	3 Farm		Emergencies & Other Deferred Charges	9,500.00
DEBT SERVICE		4a Commercial 39 10.09	1,583,550.00	State and Federal Aid Receivable	
Principal Payments	27,575.00	4b Industrial		Other Receivables	341.49
Interest Payments	39,341.50	4c Apartments 1.73	271,750.00	Total	311,400.54
DEFERRED CHARGES	3,016.01	Total	15,689,650.00	LIABILITIES, RESERVES, AND SURPLUS	
SCHOOL, COUNTY, SPECIAL DISTRICT TAXES	714,172.23	Land Area .22 Sq. Miles		Cash Liabilities	76,478.35
RESERVE FOR UNCOLLECTED TAXES	55,139.49	Net Valuation Taxable-Municipal	15,788,046	Reserves for Receivables	63,411.92
EXPENDITURES TOTAL	1,337,476.55	Net Valuation Taxable-County	23,308,510	Surplus Dec. 31, 1981	171,510.27
		State Equalized Valuation	24,853,287	Total	311,400.54
		State Equalization Ratio	63.38		

General Tax Rate Per \$100.	4.73
State Equalized Tax Rate	2.65

WOODSTOWN BORO. – SALEM CO.

Form of Government:

Borough Council

Number of Members on Governing Body – 6

PER CAPITA:

Gross Debt	879.90
Net Debt	81.38
Debt Service	5.60
Total Tax Levy	395.77
Municipal Expenditures	188.09

PER CENT:

Gross Debt	7.13
Net Debt	.66
Tax Levy Collected	93.40
Tax Levy Cancelled, Aboted or Adjusted	.19

EXPENDITURES		REVENUES-REALIZED		1981 PROPERTY TAX	
GENERAL GOVERNMENT				STATE EQUALIZED TAX RATE	
Governing Body & Public Boards		1981 Property Taxes Collected	1,189,324.51	Local District School Taxes	
Municipal Clerk	9,925.00	1981 Payments in Lieu of Taxes		Regional & Consolidated School Tax	1.47
Financial Administration	9,440.00	Delinquent Tax & Lien Collections	47,653.46	School Taxes in Municipal Budget	
Assessment of Taxes	8,240.00	Business Personalty Replacement Taxes	21,686.64	County Taxes	.75
Collection of Taxes	4,715.00	Taxes from Public Utilities	109,486.00	County Library Taxes	
Planning, Housing & Development	1,100.00	Other Miscellaneous Tax Revenues		Local Municipal Purpose Taxes	.42
Human Resources	500.00	State Aid Revenues	51,824.25	Veteran & Senior Citizen Taxes	
Elections	74,030.00	Federal Aid Revenues		Total Taxes for Rate Computation	2.64
General Administration (other)		State and Local Fiscal Assistance Act Utilized	15,000.46	Special District Taxes	
JUDICIARY	17,500.00	Sale of Acquired Property	129,451.94	Bank Corp. Taxes	20,804.78
PUBLIC SAFETY		Other Miscellaneous Revenues	1,564,467.26	Added and Omitted Taxes	13,738.28
Fire Protection	26,875.00	Total	1,627,739.27	Total Taxes Levied - ABSTRACT	1,294,172.80
Police Protection	168,459.00	Prior Years Surplus Appropriated	162,739.27	Total Taxes Billed	1,273,368.02
Civil Defense & Disaster Control	100.00	REVENUES	1,727,206.53	1981 TAXES COLLECTED	1,189,324.51
Environmental Inspection & Control	3,330.00	Reserve For Uncollected Taxes	60,500.00	1981 Taxes Cancelled, Abated or Adjusted	2,365.00
Other Public Safety		CAPITAL OUTLAY	232,106.52	Transfer to Tax Title Liens or Foreclosed	473.00
PUBLIC WORKS		TOTAL	232,106.52	Balance Outstanding Dec. 31, 1981	81,205.51
Streets and Drainage	96,120.00	Public Enterprises	12,000.00	PRIOR YEARS TAXES OUTSTANDING	
Sewers and Sewage Processing		Recreation—Culture		Balance January 1, 1981	47,465.43
Gorbage and Trash Disposal	33,400.00	Public Works		Collected in 1981	46,561.51
Public Buildings and Grounds	14,800.00	Buildings and Grounds	220,106.52	Cancelled, Abated or Adjusted 1981	
Other Public Works		Librory and Education		Transfers to Tax Title Liens or Foreclosed	191.30
HEALTH and WELFARE		Conservation		Balance December 31, 1981	712.62
Health Services Except Environmental	750.00	All Other		TAX TITLE LIENS OUTSTANDING	
Welfare-Public Assistance	9,580.00	CAPITAL DEBT AUTHORIZED, DECEMBER 31, 1981		Balance January 1, 1981	928.68
Hospitals, Clinics, First Aid	1,000.00	ISSUED AND UNISSUED		Transfer From Taxes	686.44
Animal, Insect, & Rodent Control	1,000.00	School	2,446,161	Redeemed in 1981	1,131.95
Other Welfare Services		Self-liquidating	165,000	Cancelled, Abated or Adjusted (1981)	
RECREATION and CONSERVATION		Other	266,122	Transfers to Foreclosed Property	
Beaches and Boardwalks		Total	2,877,283	Balance December 31, 1981	483.17
Parks, Ploygrounds, Shade Trees	4,000.00	ISSUED AND OUTSTANDING		PROPERTY ACQUIRED BY DEED OR	
Land Reclamation & Conservation		School	2,446,161.87	FORECLOSURE	
Other Recreational Services	800.00	Self-Liquidating	165,000.00	Balance January 1, 1981	7,800.00
EDUCATION (excluding schools)		Other	254,134.00	Transfers From Taxes or Liens	
Libraries	2,200.00	Total	2,865,295.87	Sale for Cash (1981)	
Other Educational Services		EQUALIZED VALUATION BASIS		Cancelled, Abated or Adjusted (1981)	
STATUTORY EXPENDITURES		FOR NET DEBT COMPUTATION	40,334,323	Balance December 31, 1981	7,800.00
Pensions & F. I. C. A.	31,000.00	REAL PROPERTY VALUATIONS		CURRENT FINANCES DECEMBER 31, 1981	
Employee Fringe Benefits	10,600.00	Code Class # of Parcels % VAL'N		ASSETS	
Other Statutory Expenditures	1,400.00	1 Vacant Land 123 1.24	318,700.00	Cash Dec. 31, 1981	398,501.66
CETA And Other Public Employment Programs		2 Residential 901 79.58	20,528,450.00	Taxes Receivable	81,918.13
MUNICIPAL FUNCTIONS	530,884.00	3 Farm 17 .31	80,100.00	Tox Title Liens	483.17
CAPITAL IMPROVEMENTS	4,000.00	4a Commercial 81 15.39	3,970,300.00	Foreclosed Property	7,800.00
DEBT SERVICE		4b Industrial		Emergencies & Other Deferred Charges	59,284.80
Principal Payments	6,378.00	4c Apartments 5 3.48	899,000.00	State and Federal Aid Receivable	
Interest Payments	11,933.65	Total 1127	25,796,550.00	Other Receivables	356.43
DEFERRED CHARGES	5,365.00	Land Area 1.56 Sq. Miles		Total	548,344.19
SCHOOL, COUNTY, SPECIAL DISTRICT TAXES	1,060,001.74	Net Valuation Taxable-Municipal	26,671,329	LIABILITIES, RESERVES, AND SURPLUS	
RESERVE FOR UNCOLLECTED TAXES	60,500.00	Net Valuation Taxable-County	41,758,134	Cash Liabilities	139,897.14
EXPENDITURES	1,675,062.39	State Equalized Valuation	46,941,601	Reserves for Receivables	50,557.73
TOTAL		State Equalization Ratio	56.00	Surplus Dec. 31, 1981	317,889.32
				Total	548,344.19

0824

Population 1980 1,129
 Population 1981 1,145
 S & P Rating
 Moody Rating

General Tax Rate Per \$100.

2.72

State Equalized Tax Rate

2.25

WOOLWICH TOWNSHIP – GLOUCESTER CO.**Form of Government:****Township Committee****Number of Members on Governing Body – 3**

PER CAPITA:

Gross Debt 41.12
 Net Debt 15.72
 Debt Service 6.94
 Total Tax Levy 705.77
 Municipal Expenditures 366.90

PER CENT:

Gross Debt .14
 Net Debt .06
 Tax Levy Collected 95.46
 Tax Levy Cancelled, Abated or Adjusted .02

EXPENDITURES		REVENUES-REALIZED		1981 PROPERTY TAX	
GENERAL GOVERNMENT				STATE EQUALIZED TAX RATE	
Governing Body & Public Boards		1981 Property Taxes Collected	771,701.76	Local District School Taxes .96	340,885.56
Municipal Clerk		1981 Payments in Lieu of Taxes		Regional & Consolidated School Tax .61	218,496.09
Financial Administration	6,886.27	Delinquent Tax & Lien Collections	30,458.29	School Taxes in Municipal Budget	
Assessment of Taxes	9,401.00	Business Personalty Replacement Taxes	59,527.81	County Taxes .04	227,795.86
Collection of Taxes	6,400.41	Taxes from Public Utilities	182,774.00	County Library Taxes .02	6,550.07
Planning, Housing & Development	4,277.15	Other Miscellaneous Tax Revenues	50,000.00	Local Municipal Purpose Taxes .02	6,946.00
Human Resources		State Aid Revenues	7,752.63	Veteran & Senior Citizen Taxes	7,800.00
Elections	304.00	Federal Aid Revenues		Total Taxes for Rate Computation 2.25	808,473.58
General Administration (other)	58,192.96	State and Local Fiscal Assistance Act Utilized	22,774.85	Special District Taxes	
JUDICIARY		Sole of Acquired Property		Bank Corp. Taxes	
Municipal Courts	14,125.50	Other Miscellaneous Revenues	52,628.11	Added and Omitted Taxes	7,428.08
PUBLIC SAFETY		Total	1,177,617.45	Total Taxes Levied - ABSTRACT	808,101.60
Fire Protection	16,800.00	Prior Years Surplus Appropriated	58,329.65	Total Taxes Billed	808,363.00
Police Protection	129,766.60	REVENUES TOTAL	1,235,947.10	1981 TAXES COLLECTED	771,701.76
Civil Defense & Disaster Control	100.00	Reserve For Uncollected Taxes	42,800.00	1981 Taxes Cancelled, Abated or Adjusted	157.16
Environmental Inspection & Control	9,248.25			Transfer to Tax Title Liens or Foreclosed	413.44
Other Public Safety				Balance Outstanding Dec. 31, 1981	36,090.04
PUBLIC WORKS		CAPITAL OUTLAY TOTAL		PRIOR YEARS TAXES OUTSTANDING	
Streets and Drainage	74,463.76	Public Enterprises		Balance January 1, 1981	34,137.41
Sewers and Sewage Processing		Recreation—Culture		Collected in 1981	30,458.29
Garbage and Trash Disposal	2,968.00	Public Works		Cancelled, Abated or Adjusted 1981	3,679.12
Public Buildings and Grounds	6,491.00	Buildings and Grounds		Transfers to Tax Title Liens or Foreclosed	
Other Public Works		Library and Education		Balance December 31, 1981	
HEALTH and WELFARE		Conservation		TAX TITLE LIENS OUTSTANDING	
Health Services Except Environmental	430.00	All Other		Balance January 1, 1981	1,661.95
Welfare-Public Assistance	1,600.00			Transfer From Taxes	413.44
Hospitals, Clinics, First Aid		CAPITAL DEBT AUTHORIZED, DECEMBER 31, 1981		Redeemed in 1981	
Animal, Insect, & Rodent Control	1,504.48	ISSUED AND UNISSUED GROSS DEBT NET DEBT		Cancelled, Abated or Adjusted (1981)	167.14
Other Welfare Services		School 29,078		Transfers to Foreclosed Property	
RECREATION and CONSERVATION		Self-liquidating 18,000	18,000	Balance December 31, 1981	1,908.25
Beaches and Boardwalks	300.00	Other 47,078	18,000	PROPERTY ACQUIRED BY DEED OR FORECLOSURE	
Parks, Playgrounds, Shade Trees		Total	47,078	Balance January 1, 1981	3,600.00
Land Reclamation & Conservation		ISSUED AND OUTSTANDING		Transfers From Taxes or Liens	
Other Recreational Services		School 29,078.01		Sole for Cash (1981)	
EDUCATION (excluding schools)		Self-Liquidating 18,000.00		Cancelled, Abated or Adjusted (1981)	
Libraries 300.00		Other 47,078.01		Balance December 31, 1981	3,600.00
Other Educational Services		Total	47,078.01	CURRENT FINANCES DECEMBER 31, 1981	
STATUTORY EXPENDITURES		EQUALIZED VALUATION BASIS FOR NET DEBT COMPUTATION	32,500,622	ASSETS	
Pensions & F. I. C. A. 24,241.39		REAL PROPERTY VALUATIONS		Cash Dec. 31, 1981	301,845.38
Employee Fringe Benefits		Code Class # of Parcels % VAL'N		Taxes Receivable	36,090.04
Other Statutory Expenditures	1,527.44	1 Vacant Land 45 1.69	484,200.00	Tax Title Liens	1,908.25
CETA And Other Public Employment Programs		2 Residential 214 27.72	7,519,300.00	Foreclosed Property	3,600.00
MUNICIPAL FUNCTIONS TOTAL	369,328.21	3 Farm 480 35.85	10,241,100.00	Emergencies & Other Deferred Charges	11,171.36
CAPITAL IMPROVEMENTS *MEMO*		4a Commercial 38 30.28	8,651,700.00	State and Federal Aid Receivable	50,107.61
DEBT SERVICE		4b Industrial 2 4.46	1,273,700.00	Other Receivables	1,490.09
Principal Payments	6,000.00	4c Apartments		Total	406,212.73
Interest Payments	1,945.33	Total 779	28,570,000.00	LIABILITIES, RESERVES, AND SURPLUS	
DEFERRED CHARGES		Land Area 21.48 Sq. Miles		Cash Liabilities	109,124.59
SCHOOL, COUNTY, SPECIAL DISTRICT TAXES	22.34	Net Valuation Taxable-Municipal	29,446,137	Reserves for Receivables	43,088.38
SCHOOL, COUNTY, SPECIAL DISTRICT TAXES	793,727.58	Net Valuation Taxable-County	37,400,178	Surplus Dec. 31, 1981	253,999.76
RESERVE FOR UNCOLLECTED TAXES	42,800.00	State Equalized Valuation	35,364,752	Total	406,212.73
EXPENDITURES TOTAL	1,213,823.40	State Equalization Ratio	62.64		

Population 1980 3,031
 Population 1981 3,181
 S & P Rating
 Moody Rating

General Tax Rate Per \$100. 2.58
 State Equalized Tax Rate 2.42

WRIGHTSTOWN BORO. — BURLINGTON CO.
Form of Government:
Borough Council
Number of Members on Governing Body — 6

PER CAPITA:

Gross Debt 177.76
 Net Debt 34.61
 Debt Service 3.31
 Total Tax Levy 145.50
 Municipal Expenditures 92.65

PER CENT:

Gross Debt 4.02
 Net Debt .78
 Tax Levy Collected 84.56
 Tax Levy Cancelled, Abated or Adjusted 10.26

EXPENDITURES		REVENUES-REALIZED		1981 PROPERTY TAX	
GENERAL GOVERNMENT				STATE EQUALIZED TAX RATE →	
Governing Body & Public Boards		1981 Property Taxes Collected	392,373.87	Local District School Taxes	1.62 310,814.94
Municipal Clerk		1981 Payments in Lieu of Taxes		Regional & Consolidated School Tax	
Financial Administration	10,385.00	Delinquent Tax & Lien Collections	30,012.75	School Taxes in Municipal Budget	
Assessment of Taxes	2,600.00	Business Personalty Replacement Taxes	17,947.16	County Taxes	.55 104,553.72
Collection of Taxes	2,375.00	Taxes from Public Utilities	52,622.00	County Library Taxes	.03 5,723.58
Planning, Housing & Development	1,800.00	Other Miscellaneous Tax Revenues		Local Municipal Purpose Taxes	.22 41,733.29
Human Resources		State Aid Revenues	32,462.74	Veteran & Senior Citizen Taxes	2,850.00
Elections		Federal Aid Revenues	4,131.87	Total Taxes for Rate Computation	2.42 465,675.53
General Administration (other)	48,367.00	State and Local Fiscal Assistance Act Utilized	28,931.00	Special District Taxes	
JUDICIARY		Sale of Acquired Property		Bank Corp. Taxes	
Municipal Courts		Other Miscellaneous Revenues	91,379.86	Added and Omitted Taxes	
PUBLIC SAFETY		Total	649,861.25	Total Taxes Levied - ABSTRACT	462,825.53
Fire Protection	7,800.00	Prior Years Surplus Appropriated	55,000.00	Total Taxes Billed	464,017.00
Police Protection	48,930.00	REVENUES TOTAL	704,861.25	1981 TAXES COLLECTED	352,373.87
Civil Defense & Disaster Control	50.00	Reserve For Uncollected Taxes	55,581.00	1981 Taxes Cancelled, Abated or Adjusted	47,627.34
Environmental Inspection & Control	4,175.00	CAPITAL OUTLAY TOTAL	43,318.99	Transfer to Tax Title Liens or Foreclosed	
Other Public Safety				Balance Outstanding Dec. 31, 1981	24,015.79
PUBLIC WORKS				PRIOR YEARS TAXES OUTSTANDING	
Streets and Drainage	49,000.00	Public Enterprises		Balance January 1, 1981	30,563.19
Sewers and Sewage Processing		Recreation—Culture		Collected in 1981	30,012.75
Garbage and Trash Disposal	23,990.00	Public Works	5,145.79	Cancelled, Abated or Adjusted 1981	
Public Buildings and Grounds	10,100.00	Buildings and Grounds	38,173.20	Transfers to Tax Title Liens or Foreclosed	
Other Public Works		Library and Education		Balance December 31, 1981	550.44
HEALTH and WELFARE		Conservation		TAX TITLE LIENS OUTSTANDING	
Health Services Except Environmental	500.00	All Other		Balance January 1, 1981	7,148.53
Welfare-Public Assistance	2,935.00	CAPITAL DEBT AUTHORIZED, DECEMBER 31, 1981		Transfer From Taxes	
Hospitals, Clinics, First Aid		ISSUED AND UNISSUED		Redeemed in 1981	
Animal, Insect, & Rodent Control		School	503,185	Cancelled, Abated or Adjusted (1981)	
Other Welfare Services		Self-Liquidating		Transfers to Foreclosed Property	
RECREATION and CONSERVATION		Other	62,266	Balance December 31, 1981	7,148.53
Beaches and Boardwalks		Total	565,452	PROPERTY ACQUIRED BY DEED OR FORECLOSURE	
Parks, Playgrounds, Shade Trees				Balance January 1, 1981	1,000.00
Land Reclamation & Conservation				Transfers From Taxes or Liens	
Other Recreational Services	1,200.00			Sale for Cash (1981)	
EDUCATION (excluding schools)				Cancelled, Abated or Adjusted (1981)	
Libraries				Balance December 31, 1981	1,000.00
Other Educational Services				CURRENT FINANCES DECEMBER 31, 1981	
STATUTORY EXPENDITURES		EQUALIZED VALUATION BASIS		ASSETS	
Pensions & F. I. C. A.	3,425.00	FOR NET DEBT COMPUTATION	14,052,403	Cash Dec. 31, 1981	317,000.72
Employee Fringe Benefits	1,000.00	REAL PROPERTY VALUATIONS		Taxes Receivable	24,566.23
Other Statutory Expenditures	580.00	Code Class # of Parcels % VAL'N	ASSESSED VALUATION	Tax Title Liens	7,148.53
CETA And Other Public Employment Programs	2,496.00	1 Vacant Land 38 3.29	498,900.00	Foreclosed Property	1,000.00
MUNICIPAL FUNCTIONS TOTAL	221,708.00	2 Residential 96 24.44	3,705,000.00	Emergencies & Other Deferred Charges	8,384.38
CAPITAL IMPROVEMENTS *MEMO*		3 Farm 4 .15	22,200.00	State and Federal Aid Receivable	
DEBT SERVICE		4a Commercial 56 48.89	7,413,500.00	Other Receivables	1,404.22
Principal Payments	8,416.00	4b Industrial		Total	359,504.08
Interest Payments	2,115.84	4c Apartments 17 23.23	3,522,550.00	LIABILITIES, RESERVES, AND SURPLUS	
		Total 211	15,162,150.00	Cash Liabilities	207,323.49
DEFERRED CHARGES		Land Area 1.65 Sq. Miles		Reserves for Receivables	34,118.98
SCHOOL, COUNTY, SPECIAL DISTRICT TAXES	6,887.91	Net Valuation Taxable-Municipal	17,985,155	Surplus Dec. 31, 1981	118,061.61
RESERVE FOR UNCOLLECTED TAXES	421,092.24	Net Valuation Taxable-County	17,143,380	Total	359,504.08
EXPENDITURES TOTAL	715,800.99	State Equalized Valuation	18,963,254		
		State Equalization Ratio	93.94		

0270
 Population 1980 15,500
 Population 1981 15,730
 S & P Rating
 Moody Rating

General Tax Rate Per \$100. 2.73
 State Equalized Tax Rate 2.07

WYCKOFF TOWNSHIP - BERGEN COUNTY
Form of Government:
Township Committee
Number of Members on Governing Body - 5

PER CAPITAL: PER CENT:
 Gross Debt 447.37 Gross Debt 1.25
 Net Debt 318.00 Net Debt .89
 Debt Service 16.50 Tax Levy Collected 97.17
 Total Tax Levy 828.12 Tax Levy Cancelled, Abated
 Municipal Expenditures 271.05 or Adjusted .06

EXPENDITURES		REVENUES-REALIZED		1981 PROPERTY TAX	
GENERAL GOVERNMENT				STATE EQUALIZED TAX RATE	
Governing Body & Public Boards	5,500.00	1981 Property Taxes Collected	12,657,951.46	Local District School Taxes	.89 5,501,414.00
Municipal Clerk		1981 Payments in Lieu of Taxes		Regional & Consolidated School Tax	.57 3,538,614.02
Financial Administration	57,729.00	Delinquent Tax & Lien Collections	307,835.31	School Taxes in Municipal Budget	
Assessment of Taxes	31,182.00	Business Personalty Replacement Taxes	91,124.12	County Taxes	.33 2,062,967.41
Collection of Taxes	43,354.00	Taxes from Public Utilities	707,076.00	County Library Taxes	
Planning, Housing & Development	18,532.00	Other Miscellaneous Tax Revenues		Local Municipal Purpose Taxes	.28 1,756,042.17
Human Resources		State Aid Revenues	118,796.29	Veteran & Senior Citizen Taxes	113,700.00
Elections	3,785.00	Federal Aid Revenues		Total Taxes for Rate Computation	2.07 12,972,737.60
General Administration (other)	344,768.00	State and Local Fiscal Assistance Act Utilized	75,108.00	Special District Taxes	
JUDICIARY		Sale of Acquired Property		Bank Corp. Taxes	26,484.25
Municipal Courts	28,300.00	Other Miscellaneous Revenues	546,281.63	Added and Omitted Taxes	140,755.79
PUBLIC SAFETY		Total	14,504,172.81	Total Taxes Levied - ABSTRACT	13,026,277.64
Fire Protection	111,150.00	Prior Years Surplus Appropriated	800,000.00	Total Taxes Billed	13,026,611.61
Police Protection	648,697.00	REVENUES TOTAL	15,304,172.81	1981 TAXES COLLECTED	12,657,951.46
Civil Defense & Disaster Control	200.00	Reserve For Uncollected Taxes	936,888.59	1981 Taxes Cancelled, Abated or Adjusted	7,648.48
Environmental Inspection & Control	70,457.00	CAPITAL OUTLAY	TOTAL	Transfer to Tax Title Liens or Foreclosed	349.44
Other Public Safety			544,019.89	Balance Outstanding Dec. 31, 1981	360,662.23
PUBLIC WORKS		Public Enterprises		PRIOR YEARS TAXES OUTSTANDING	
Streets and Drainage	487,032.00	Recreation—Culture	179.50	Balance January 1, 1981	360,354.05
Sewers and Sewage Processing	7,964.30	Public Works	520,323.98	Collected in 1981	306,986.34
Garbage and Trash Disposal	387,280.70	Buildings and Grounds	23,516.41	Cancelled, Abated or Adjusted 1981	
Public Buildings and Grounds	108,006.00	Library and Education		Transfers to Tax Title Liens or Foreclosed	851.70
Other Public Works	116,150.00	Conservation		Balance December 31, 1981	52,516.01
HEALTH and WELFARE		All Other		TAX TITLE LIENS OUTSTANDING	
Health Services Except Environmental	50,827.00	CAPITAL DEBT AUTHORIZED, DECEMBER 31, 1981		Balance January 1, 1981	757.15
Welfare-Public Assistance	5,720.00	ISSUED AND UNISSUED	GROSS DEBT	Transfer From Taxes	1,294.24
Hospitals, Clinics, First Aid		School	2,034,970	Redeemed in 1981	848.97
Animal, Insect, & Rodent Control		Self-liquidating		Cancelled, Abated or Adjusted (1981)	
Other Welfare Services		Other	5,002,147	Transfers to Foreclosed Property	
RECREATION and CONSERVATION		Total	7,037,117	Balance December 31, 1981	1,202.42
Beaches and Boardwalks		ISSUED AND OUTSTANDING		PROPERTY ACQUIRED BY DEED OR FORECLOSURE	
Parks, Playgrounds, Shade Trees	4,250.00	School	2,034,970.42	Balance January 1, 1981	36,740.00
Land Reclamation & Conservation		Self-Liquidating		Transfers From Taxes or Liens	
Other Recreational Services	64,785.00	Other	4,657,185.00	Sole for Cash (1981)	
EDUCATION (excluding schools)		Total	6,692,155.42	Cancelled, Abated or Adjusted (1981)	
Libraries	164,673.00	EQUALIZED VALUATION BASIS		Balance December 31, 1981	36,740.00
Other Educational Services		FOR NET DEBT COMPUTATION	563,650,542	CURRENT FINANCES DECEMBER 31, 1981	
STATUTORY EXPENDITURES		REAL PROPERTY VALUATIONS		ASSETS	
Pensions & F. I. C. A.	240,845.00	Code Class # of Parcels % VAL'N	ASSESSED VALUATION	Cash Dec. 31, 1981	1,366,111.74
Employee Fringe Benefits		1 Vacant Land 240 1.96	9,202,000.00	Taxes Receivable	413,178.24
Other Statutory Expenditures	6,000.00	2 Residential 4668 88.80	415,925,800.00	Tax Title Liens	1,202.42
CETA And Other Public Employment Programs		3 Farm 20 .45	2,116,400.00	Foreclosed Property	36,740.00
MUNICIPAL FUNCTIONS		4a Commercial 133 6.71	31,411,700.00	Emergencies & Other Deferred Charges	
CAPITAL IMPROVEMENTS	*MEMO*	4b Industrial 15 2.02	9,469,600.00	State and Federal Aid Receivable	
DEBT SERVICE		4c Apartments 2 .05	245,300.00	Other Receivables	60.00
Principal Payments	182,495.00	Total	466,370,800.00	Total	1,817,292.40
Interest Payments	77,074.98	Land Area 6.70 Sq. Miles		LIABILITIES, RESERVES, AND SURPLUS	
DEFERRED CHARGES		Net Valuation Taxable-Municipal	471,579,044	Cash Liabilities	391,935.57
SCHOOL, COUNTY, SPECIAL DISTRICT TAXES	11,102,995.43	Net Valuation Taxable-County	577,213,826	Reserves for Receivables	451,180.66
RESERVE FOR UNCOLLECTED TAXES	936,888.59	State Equalized Valuation	620,470,221	Surplus Dec. 31, 1981	974,176.17
EXPENDITURES	TOTAL	State Equalization Ratio	75.88	Total	1,817,292.40
	15,366,641.00				

MUNICIPALITIES OPERATING UNDER SPECIAL STATUTORY FORMS OF GOVERNMENT

OPTIONAL MUNICIPAL CHARTER LAW 1950

COMMISSION FORM (1911)

Allenhurst Boro.
 Audubon Boro.
 Avon-By-The-Sea Boro.
 Bass River Twp.
 Beach Haven Boro.
 Belleville Twp.
 Belmar Boro.
 Bordentown City
 Bradley Beach Boro.
 Brigantine City
 Cape May Point Boro.
 Collingswood Boro.
 Deal Boro.
 Haddon Twp.
 Haddonfield Boro.
 Harvey Cedars Boro.
 Hawthorne Boro.
 Long Beach Twp.
 Longport Boro.
 Lyndhurst Twp.
 Margate City
 Millville City
 Monmouth Beach Boro.
 Mount Ephraim Boro.
 North Bergen Twp.
 Nutley Twp.
 Pine Valley Boro.
 Ridgefield Park Village
 Sea Isle City
 Tavistock Boro.
 Union City
 Ventnor City
 West Cape May Boro.
 West New York Town
 West Wildwood Boro.
 Wildwood City
 Wildwood Crest Boro.

MAYOR-COUNCIL

Plan A

Bridgeton City
 Long Branch City
 Vineland City

MAYOR-COUNCIL (con't)

Plan B

Avalon Boro.
 Brick Twp.
 Bridgewater Twp.
 Camden City
 Cherry Hill Twp.
 Gloucester Twp. (2)
 Lodi Boro.
 Passaic City
 Perth Amboy City
 Saddle Brook Twp.
 Spotswood Boro.
 West Orange Twp.

Plan C

Bayonne City
 Jersey City
 Newark City
 Trenton City

Plan D

Atlantic City (2)
 Delran Twp.
 Hoboken City
 Irvington Town
 Ocean City
 Orange Twp.
 Paterson City
 South Amboy City

Plan E

Burlington Twp.
 East Brunswick Twp.
 Edison Twp.
 Hamilton Twp. (Mercer)
 Jefferson Twp.
 Marlboro Twp.
 Mine Hill Twp.
 Mount Olive Twp.
 New Brunswick City
 North Plainfield Boro.

Plan E (con't)

Parsippany-Troy Hills Twp.
 River Vale Twp.
 Washington Twp. (Bergen)

Plan F

Clark Twp.
 Denville Twp.
 Elizabeth City
 Florence Twp.
 Lincoln Park Boro.
 Monroe Twp. (Glou.)
 Monroe Twp. (Midd.)
 Morristown Town
 Piscataway Twp.
 Rahway City
 Rockaway Twp.
 Wayne Twp.
 Woodbridge Twp.

SMALL MUNICIPALITY

Plan A

Berlin Twp.
 Island Heights Boro.
 Stafford Twp. (2)

Plan C

Allamuchy Twp.
 Chester Twp.
 Clinton Twp.
 Fairfield Twp. (Essex)
 Greenwich Twp. (Glou.) (1)
 Highlands Boro.
 Lambertville City (3)
 Lopatcong Twp.
 Oxford Twp.
 West Paterson Boro.

Plan D

Estell Manor City

COUNCIL-MANAGER

Plan A

Mount Holly Twp.
 Ocean Twp. (Mon.)

Plan B

Cedar Grove Twp.
 Evesham Twp.
 Keansburg Boro.
 Newton Town
 Phillipsburg Town
 Ridgewood Village
 Sparta Twp.

Plan C

Montclair Twp.

Plan D

Franklin Twp. (Som.)
 West Milford Twp.

Plan E

Aberdeen Twp.
 Deptford Twp.
 Eastampton Twp. (3)
 East Windsor Twp.
 Galloway Twp.
 Lawrence Twp. (Mercer)
 Livingston Twp.
 Maple Shade Twp.
 Medford Twp.
 Moorestown Twp.
 Mount Laurel Twp.
 Mountain Lakes Boro.
 Old Bridge Twp.
 Pequannock Twp.
 Randolph Twp.
 Ringwood Boro. (1)
 Scotch Plains Twp.
 Washington Boro.
 Weehawken Twp. (2)
 Willingboro Boro.

Plan F

Roxbury Twp. (1)

COUNCIL-MANAGER ACT
of 1923

Asbury Park City
 Cape May City
 Clifton City
 Fair Lawn Boro.
 Garfield City
 Hackensack City
 Medford Lakes Boro.
 Teaneck Twp.
 Teterboro Boro.

SPECIAL CHARTER

(Pre-1950)

Beverly City (1857)
 Burlington City (1851)
 Corbin City (1922)
 Egg Harbor City (1858)
 Gloucester City (1868)
 Hammonton Town (1866)
 Salem City (1858)
 Woodbury City (1870)

SPECIAL CHARTER

(Post - 1950)

Bloomfield Twp. (1955) (4)
 Englewood City (1970) (4)
 Hackettstown Town (1970)
 Middletown Twp. (1971)
 Montville Twp. (1974) (4)
 Plainfield City (1968)
 South Orange Village Twp. (1977)
 Westfield Town (1967)

- (1) Effective Date 1/1/82
 (2) Effective Date 7/1/82
 (3) Effective Date 1/1/83
 (4) OMCL Study

TABLE 3

SUMMARY OF CURRENT FINANCES OF ALL MUNICIPALITIES - DECEMBER 31, 1977 to 1981

(THOUSANDS OF DOLLARS)*

ASSETS AND LIABILITIES

<u>Assets</u>	<u>1977</u>	<u>1978</u>	<u>1979</u>	<u>1980</u>	<u>1981</u>
Cash	\$ 784,734	\$ 850,121	\$ 891,139	\$ 914,826	\$ 1,000,574
Taxes Receivable	175,675	167,710	170,940	190,397	217,884
Tax Title Liens	79,875	81,171	69,858	68,579	74,139
Foreclosed Property	141,098	151,851	163,740	187,829	217,093
Other Receivables	68,989	65,634	76,778	91,598	107,905
State Aid Receivable	12,292	17,719	10,714	10,360	15,425
Emergencies and Deferred Charges	28,505	39,685	43,392	49,050	51,435
Total	<u>\$ 1,291,168</u>	<u>\$ 1,373,891</u>	<u>\$ 1,426,561</u>	<u>\$ 1,512,639</u>	<u>\$ 1,684,455</u>
<u>Liabilities</u>					
Cash Liabilities	\$ 419,219	\$ 437,599	\$ 466,465	\$ 498,155	\$ 575,844
Reserves for Receivables	449,645	456,057	469,575	524,600	595,488
Surplus Revenues	422,304	480,235	490,521	489,884	513,123
Total	<u>\$ 1,291,168</u>	<u>\$ 1,373,891</u>	<u>\$ 1,426,561</u>	<u>\$ 1,512,639</u>	<u>\$ 1,684,455</u>

SUMMARY OF CURRENT FINANCES OF ALL COUNTIES - DECEMBER 31, 1977 to 1981

ASSETS AND LIABILITIES

<u>Assets</u>					
Cash	\$ 203,836	\$ 230,239	\$ 258,316	\$ 236,564	\$ 257,376
State Aid Receivable	2,739	1,536	1,491	1,668	1,622
Other Receivables	34,077	37,953	29,091	46,761	53,149
Deferred Charges and Emergencies	4,718	9,751	8,079	8,351	5,562
Total	<u>\$ 245,370</u>	<u>\$ 279,479</u>	<u>\$ 296,977</u>	<u>\$ 293,344</u>	<u>\$ 317,709</u>
<u>Liabilities</u>					
Cash Liabilities	\$ 132,990	\$ 135,314	\$ 156,982	\$ 155,787	\$ 170,259
Reserves for Receivables	30,275	32,232	23,783	42,644	37,902
Surplus Revenues	82,150	111,933	116,212	94,913	109,548
Total	<u>\$ 245,370</u>	<u>\$ 279,479</u>	<u>\$ 296,977</u>	<u>\$ 293,344</u>	<u>\$ 317,709</u>

*Rounded to the nearest thousand

TABLE 4

SUMMARY OF EXPENDITURES AND REVENUES OF ALL COUNTY GOVERNMENTS - 1977 to 1981

<u>Expenditures</u>	<u>1977</u>	<u>1978</u>	<u>1979</u>	<u>1980</u>	<u>1981</u>
General Government	\$ 127,718,085	\$ 146,091,888	\$ 172,188,399	\$ 199,749,782	\$ 221,547,112
Judiciary	78,553,301	85,388,120	89,991,219	94,056,577	101,488,899
Public Safety	73,961,921	79,780,759	90,037,590	100,783,407	111,398,652
Public Works					
Roads and Bridges	58,133,407	58,428,356	64,378,240	68,871,529	72,128,910
Other	38,240,561	38,753,535	45,917,710	58,582,969	58,312,718
Health	222,507,580	235,513,613	263,280,609	257,716,328	278,907,562
Welfare	133,621,786	139,553,306	191,443,059	188,643,712	201,240,689
Recreation & Conservation	41,093,209	45,833,229	49,458,163	51,248,091	49,057,807
Education	88,678,341	91,600,451	96,613,717	108,265,699	123,185,811
FICA & Fringe Benefits	78,009,163	93,490,923	99,230,605	111,302,211	124,782,573
CETA & Other Public Employment Programs	193,896,026	324,771,663	259,293,189	214,452,604	150,177,766
Total County Functions	<u>1,134,413,380</u>	<u>1,339,205,843</u>	<u>1,421,832,500</u>	<u>1,453,672,909</u>	<u>1,492,228,499</u>
Capital Improvements (memo)	5,815,174	6,947,723	5,601,051	8,398,809	11,215,290
Debt-Principal	38,334,208	44,039,000	44,960,000	49,247,292	53,237,645
Interest	29,227,967	31,313,342	33,377,574	38,056,843	48,736,849
Deferred Charges	10,501,757	11,044,762	14,394,127	13,538,553	14,593,043
Reserve for Uncollected Taxes	<u>-0-</u>	<u>-0-</u>	<u>-0-</u>	<u>-0-</u>	<u>-0-</u>
Total Expenditures	\$ 1,212,477,312	\$ 1,425,602,947	\$ 1,514,564,201	\$ 1,554,515,597	\$ 1,608,796,036
<u>Revenues</u>					
Surplus (Prior Years)	\$ 50,355,496	\$ 59,642,166	\$ 80,592,004	\$ 85,854,079	\$ 64,532,398
Miscellaneous Revenues	419,824,629	607,684,853	622,923,687	577,185,495	584,192,010
"Revenue Sharing"	50,782,186	52,624,265	52,674,599	54,485,123	56,933,372
Current Tax Collections	<u>731,632,876</u>	<u>765,022,374</u>	<u>813,645,120</u>	<u>874,410,256</u>	<u>963,892,829</u>
Total Revenues	<u>\$ 1,252,595,187</u>	<u>\$ 1,484,973,658</u>	<u>\$ 1,569,835,410</u>	<u>\$ 1,591,934,953</u>	<u>\$ 1,669,550,609</u>

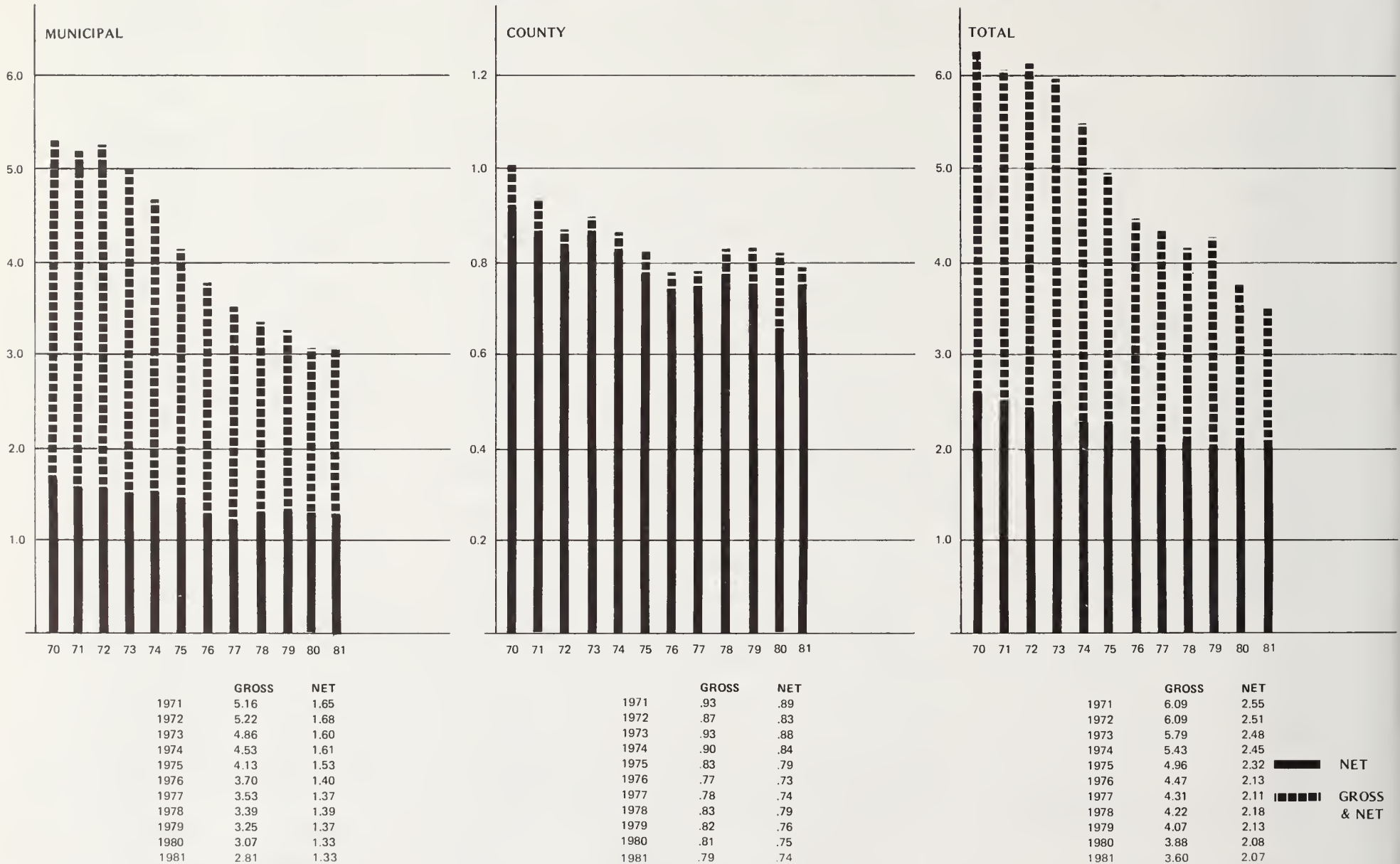
TABLE 5

SUMMARY OF EXPENDITURES AND REVENUES OF ALL MUNICIPALITIES - 1977 to 1981

<u>Expenditures</u>	<u>1977</u>	<u>1978</u>	<u>1979</u>	<u>1980</u>	<u>1981</u>
General Government	\$ 271,670,983	\$ 304,821,139	\$ 327,107,037	\$ 359,291,254	\$ 395,656,408
Judiciary	16,317,866	17,729,451	19,815,767	22,347,220	25,724,521
Public Safety	524,591,485	546,606,839	620,897,319	680,775,226	745,623,444
Public Works					
Roads and Bridges	161,692,564	175,024,352	183,089,518	193,555,029	205,549,676
Other	192,571,712	218,299,771	232,476,999	255,505,764	290,386,646
Health	42,630,387	46,245,412	45,684,639	48,211,484	54,418,987
Welfare	23,070,304	23,577,071	22,569,290	22,211,150	22,479,849
Recreation & Conservation	62,507,555	65,504,261	65,677,258	69,358,318	78,328,835
Education	57,194,289	63,209,853	69,749,144	72,272,438	75,466,679
FICA & Fringe Benefits	167,657,566	191,400,050	203,129,760	223,839,031	246,581,813
CETA & Other Public Employment Programs	142,835,884	196,928,673	129,446,967	114,678,716	70,579,800
Total Municipal Functions	1,662,740,595	1,849,346,872	1,919,643,698	2,062,045,630	2,210,796,658
*Capital Improvements	17,709,140	20,143,453	22,381,518	21,945,671	22,861,461
Debt-Principal	93,016,601	94,909,434	99,202,030	106,516,752	114,052,544
Interest	65,375,637	69,829,189	73,022,214	85,888,992	112,483,181
Deferred Charges	37,916,988	39,207,272	39,950,178	43,148,469	59,572,038
Reserve for Uncollected Taxes	233,903,655	223,598,660	225,936,689	236,121,664	258,082,998
School, County, Special District Taxes	<u>2,537,787,589</u>	<u>2,595,695,784</u>	<u>2,760,280,286</u>	<u>2,989,864,296</u>	<u>3,300,277,290</u>
TOTAL EXPENDITURES	<u>\$ 4,630,741,065</u>	<u>\$ 4,872,587,211</u>	<u>\$ 5,118,035,095</u>	<u>\$ 5,523,585,803</u>	<u>\$ 6,055,264,709</u>
<u>Revenues</u>					
Surplus (prior years)	\$ 203,660,071	\$ 233,153,630	\$ 278,393,950	\$ 288,009,677	\$ 278,009,772
Miscellaneous Revenues	921,739,281	1,039,458,247	1,068,969,106	1,130,577,767	1,233,631,851
State Aid Revenues	149,187,485	163,938,625	189,134,950	193,832,690	226,332,272
State and Local Fiscal Assistance Act Utilized	90,385,958	97,280,526	102,142,857	101,100,456	100,378,346
Delinquent Taxes and Liens	136,723,505	134,180,083	133,673,611	137,342,238	151,672,092
Current Tax Collections	<u>3,138,535,798</u>	<u>3,223,886,852</u>	<u>3,391,562,002</u>	<u>3,675,617,955</u>	<u>4,054,260,723</u>
TOTAL REVENUES	<u>\$ 4,640,232,098</u>	<u>\$ 4,891,897,963</u>	<u>\$ 5,163,876,476</u>	<u>\$ 5,526,480,783</u>	<u>\$ 6,044,285,056</u>

*Not Included in Totals

DEBT TRENDS OF NEW JERSEY MUNICIPALITIES AND COUNTIES*



* EXPRESSED AS % OF EQUALIZED VALUATION BASIS (A 3-YEAR AVERAGE OF EQUALIZED VALUATION.)

TABLE 6

STATEWIDE TRENDS IN STATUTORY NET CAPITAL DEBT

The following statement, showing the statutory net capital debt of counties and municipalities, represents the outstanding indebtedness authorized, including issued and unissued debt.

	1977	1978	1979	1980	1981
<u>Municipal Gross Debt</u>					
School	\$ 1,624,042,590	\$ 1,612,567,784	\$ 1,592,234,918	\$ 1,605,007,219	\$ 1,576,037,731
Utility	607,132,059	601,826,584	600,836,116	629,000,830	654,548,405
General	1,322,028,301	1,427,709,864	1,607,266,991	1,766,880,212	1,913,785,423
TOTAL	\$ 3,553,202,951	\$ 3,642,104,234	\$ 3,800,338,025	\$ 4,000,888,262	\$ 4,144,371,560
Statutory Deductions	2,174,993,646	2,149,456,334	2,197,705,124	2,270,164,659	2,188,123,439
Municipal Net Capital Debt	\$ 1,378,209,305	\$ 1,492,647,900	\$ 1,602,632,901	\$ 1,730,723,603	\$ 1,956,248,121
Percent of Net Debt -	1.37	1.39	1.37	1.33	1.33
 <u>County Gross Debt</u>	 \$ 782,164,031	 \$ 893,641,932	 \$ 952,735,361	 \$ 1,062,242,697	 \$ 1,165,966,449
Statutory Deductions	42,177,024	41,002,292	63,970,595	77,323,405	77,186,759
County Net Capital Debt	\$ 739,987,007	\$ 852,639,640	\$ 888,764,766	\$ 984,919,292	\$ 1,088,779,690
Percent of Net Debt	.74	.79	.76	.75	.74
 <u>Municipal and County Debt</u>					
Gross Capital Debt	\$ 4,335,366,982	\$ 4,535,746,166	\$ 4,753,073,386	\$ 5,063,130,959	\$ 5,310,338,009
Net Capital Debt	2,118,196,312	2,345,287,540	2,491,397,667	2,715,642,895	3,045,027,811
Percent of Net Debt	2.11	2.18	2.13	2.08	2.07
 Average of Three Years'					
Equalized Valuation	\$100,657,489,395	\$107,349,825,238	\$116,830,007,297	\$130,513,321,273	\$147,536,251,011

TABLE 7

TOTAL GROSS AND NET DEBT OF MUNICIPALITIES AND COUNTIES BY COUNTY FOR 1981

This table shows the total gross debt of municipalities and counties, the total net debt, and the percentage that net debt bears to the "equalized valuation basis" of the three preceding years' real property.*

GROSS DEBT			NET DEBT			% OF NET DEBT				
COUNTY	(1) MUNICIPAL	(2) COUNTY	(3) TOTAL	(1) MUNICIPAL	(2) COUNTY	(3) TOTAL	(1) MUN.	(2) CO.	(3) TOT.	EQUALIZED VALUATION BASIS
Atlantic	\$ 128,512,718	\$ 48,502,500	\$ 177,015,218	\$ 61,256,027	\$ 48,091,409	\$ 109,347,436	1.08	.85	1.93	\$ 5,664,083,468
Bergen	405,160,779	143,249,350	548,410,129	258,930,069	132,274,350	391,204,419	1.08	.55	1.63	23,933,402,915
Burlington	160,850,249	69,064,644	229,914,893	61,472,008	68,560,288	130,032,296	1.08	1.08	2.16	5,685,534,471
Camden	206,830,093	101,181,930	308,012,023	87,197,422	101,181,930	188,379,352	1.32	1.54	1.86	6,584,160,800
Cape May	79,549,832	51,571,478	131,121,310	45,829,678	16,306,933	62,136,611	1.15	.41	1.56	3,995,181,455
Cumberland	65,500,899	20,693,000	86,193,899	12,047,154	20,171,454	32,218,608	.79	1.32	2.11	1,524,904,797
Essex	379,727,234	110,986,251	490,713,485	152,065,394	100,899,250	252,964,644	1.33	.89	2.22	11,391,408,037
Gloucester	71,076,247	21,346,250	92,422,497	25,326,653	21,346,250	46,672,903	.78	.66	1.64	3,258,408,905
Hudson	302,896,082	38,899,014	341,795,096	167,939,567	38,899,014	206,838,581	3.11	.72	3.83	5,408,648,487
Hunterdon	40,907,591	26,448,250	67,355,841	14,724,421	26,448,250	41,172,671	.62	1.11	1.73	2,377,507,855
Mercer	225,265,608	66,025,173	291,290,781	87,247,624	62,604,107	149,851,731	1.63	1.17	2.80	5,365,368,537
Middlesex	397,454,566	124,066,267	521,520,833	208,323,885	118,822,933	327,146,818	1.71	.97	2.68	12,192,929,925
Monmouth	311,419,698	32,080,255	343,499,953	151,185,986	27,589,326	178,775,312	1.47	.27	1.74	10,282,466,257
Morris	377,595,002	60,280,000	437,875,002	173,129,788	60,263,194	233,392,982	1.53	.53	2.06	11,343,155,205
Ocean	223,961,308	62,029,042	285,990,350	82,495,443	61,533,265	144,028,708	.95	.71	1.66	8,709,407,977
Passaic	297,601,747	66,381,027	363,982,774	135,344,359	64,896,027	200,240,386	1.73	.83	2.56	7,843,233,876
Salem	21,333,642	5,035,580	26,369,222	2,626,007	5,035,581	7,661,588	.28	.55	.83	922,535,239
Somerset	130,534,015	50,018,000	180,552,015	86,133,877	47,118,000	133,251,877	1.49	.82	2.31	5,768,015,086
Sussex	80,097,099	7,143,905	87,241,004	17,210,769	6,796,597	24,007,366	.69	.27	.96	2,485,267,097
Union	206,046,311	53,161,776	259,208,087	114,118,651	52,138,776	166,257,427	1.02	.47	1.49	11,144,284,467
Warren	32,050,840	7,802,757	39,853,597	11,643,339	7,802,756	19,446,095	.70	.47	1.17	1,656,346,155
TOTAL	\$4,144,371,560	\$1,165,966,449	\$5,310,338,009	\$1,956,248,121	\$1,088,779,690	\$3,045,027,811	1.33	.74	2.07	\$ 147,536,251,011

*Amounts rounded to nearest dollar

TABLE 8

AUTHORITY DEBT - DECEMBER 31, 1981

The following tabulation represents the outstanding capital debt of the respective Authorities of the local units. The debt figures include bonds, notes, loans and mortgages payable. These figures were taken from reports of audit filed with the Division pursuant to law, except those marked with an asterisk (*) which indicates the information was obtained via telephone. While these Authorities operated on various fiscal year bases, the figures shown have been projected to reflect a comparable amount at December 31.

<u>AUTHORITY</u>	<u>TYPE</u>	<u>AMOUNT</u>	<u>AUTHORITY</u>	<u>TYPE</u>	<u>AMOUNT</u>
Aberdeen Twp.	MU	\$ 7,710,000.00	Cumberland Co.	CU	\$ 9,285,000.00
Asbury Park City	P	455,000.00	Delanco Twp.	S	10,000.00
Atlantic City	MU	5,700,000.00	Delaware Twp.	MU	176,000.00
Atlantic Co. (*)	CI	111,811,883.00	Delran Twp.	S	2,045,000.00
Atlantic Co.	CU	47,815,000.00	Deptford Twp.	MU	11,023,200.00
Atlantic Co. (Transp.)		None	Dover Twp.	MU	34,180,000.00
Atlantic Highlands Reg.	S	713,052.60	Dover Twp.	P	38,582.00
Bayonne City	P	None	Dunnellen Boro.	P	66,371.00
Bayshore Reg.	S	29,580,000.00	East Brunswick Twp.	S	4,545,000.00
Beach Haven Boro.	S	283,000.00	East Orange City (4)	P	None
Beachwood Boro.	S	2,268,739.12	East Rutherford Boro.	S	6,310,000.00
Bellmawr Boro.	S	877,000.00	East Windsor Twp.	MU	12,100,000.00
Bergen Co.	CU	90,150,000.00	Eatontown Boro.	S	959,000.00
Berkeley Twp.	S	4,105,000.00	Edgewater Park Twp.	S	745,000.00
Bernards Twp.	S	2,715,000.00	Egg Harbor Twp.	MU	3,443,764.20
Beverly City	S	98,000.00	Elizabeth City	P	1,220,000.00
Boonton Town	P	44,053.52	Essex Co.	CI	6,418,893.87
Brick Twp.	MU	54,230,000.00	Evesham Twp.	MU	5,305,000.00
Buena Boro.	MU	1,442,654.00	Ewing/Lawrence Twp.	S	35,510,890.00
Buena Twp.	MU	210,000.00	Florham Park Boro. (*)	S	3,375,000.00
Butler Boro. (1)	S	None	Fort Lee Boro.	P	-0-
Camden City	P	-0-	Franklin Twp. Som.	S	4,702,000.00
Camden City (*)	PRT	2,750,000.00	Galloway Twp. (2)	MU	None
Camden Co.	CU	42,009,392.00	Gloucester City	S	490,000.00
Cape May Co. (*)	IPC	-0-	Gloucester Co. (*)	CI	-0-
Cape May Co.	CU	32,882,500.00	Gloucester Co.	IPC	-0-
Carlstadt Boro.	S	4,359,000.00	Gloucester Co.	CU	31,825,716.00
Carneys Point Twp.	S	1,325,000.00	Gloucester Twp.	MU	11,008,395.00
Cinnaminson Twp.	S	2,283,000.00	Hackettstown Town	MU	10,655,000.00
Clayton Boro.	S	840,000.00	Hackettstown Town	P	-0-
Clementon Boro.	S	539,000.00	Hamilton Twp. Atl.	MU	3,110,000.00
Clifton City (1)	MU	None	Hanover Twp.	S	4,660,000.00
Clifton City (3)	SWM	None	Hazlet Twp.	S	7,525,000.00
Clinton City (5)	S	94,000.00	Highland Park Boro. (*)	P	-0-
Cumberland Co. (3)	CI	None	Hillsborough Twp.	MU	9,950,000.00

TABLE 8

AUTHORITY DEBT - DECEMBER 31, 1981

<u>AUTHORITY</u>	<u>TYPE</u>	<u>AMOUNT</u>	<u>AUTHORITY</u>	<u>TYPE</u>	<u>AMOUNT</u>
Hoboken City	P	\$ 8,040,000.00	Monroe Twp. Midd.	MU	\$ 20,901,808.10
Hopewell Twp.-Mer	MU	669,596.00	Montville Twp.	MU	6,235,000.00
Howell Twp. (3)	MU	-0-	Morris County	CU	-0-
Hudson County (1)	CI	None	Morristown Town	P	1,575,000.00
Hudson County	CU	113,019,516.00	Mount Holly Twp.	S	8,504,000.00
Irvington Town	P	4,010,000.00	Mount Laurel Twp.	MU	9,700,000.00
Jackson Twp.	MU	4,592,000.00	Musconetcong (Stanhope)	S	883,004.02
Jersey City (*)	IN	250,000.00	National Park Boro.	MU	406,000.00
Jersey City	P	2,540,084.82	Neptune Twp.	S	10,180,000.00
Jersey City	S	17,740,000.00	Newark City	P	3,700,000.00
Keansburg Boro.	MU	6,360,000.00	New Brunswick City	P	11,990,000.00
Lacey Twp. (*)	MU	11,860,000.00	Newton Town	P	69,400.00
Lakeland Reg. (*)	SWM	-0-	North Bergen Twp.	MU	None
Lakewood Twp.	MU	6,215,000.00	North Bergen Twp.	P	None
Lambertville City	S	130,900.00	North Bergen Twp.	PRT	None
Landis (Vindland City)	S	7,306,000.00	Northeast Mon. Co. Reg.	S	19,175,000.00
Laurel Springs Boro.	S	331,000.00	Northern Burl. Co. Reg. (1)	S	None
Lebanon Boro. (3)	S	None	North Plainfield Boro.	P	-0-
Linden/Roselle	S	13,350,000.00	Northwest Bergen Co.	CU	30,615,000.00
Lindenwold Boro.	MU	3,025,000.00	Oakford Lakes Reg. (1)	MU	None
Little Egg Harbor Twp.	MU	5,985,452.00	Ocean City City	P	381,500.00
Little Falls Twp. (1)	MU	None	Ocean County (*)	IPC	-0-
Logan Twp.	MU	3,800,000.00	Ocean County	CU	145,640,000.00
Long Beach Twp.	S	1,176,000.00	Ocean Twp., Mon.	S	8,810,000.00
Long Branch City	S	8,435,000.00	Ocean Twp., Ocean	MU	3,967,400.00
Lopatcong Twp. (1)	MU	None	Old Bridge Twp.	MU	10,125,000.00
Lower Twp.	MU	12,310,000.00	Old Bridge Twp.	S	5,630,000.00
Lumberton Twp.	MU	812,250.00	Passaic City (3)	MU	None
Magnolia Boro. (*)	S	512,000.00	Paterson City (3)	MU	None
Manasquan River Reg.	S	12,000,000.00	Paterson City	P	8,330,000.00
Manchester Twp.	MU	5,775,000.00	Pemberton Twp.	MU	-0-
Mantua Twp.	MU	5,090,798.00	Pennsauken Twp.	S	2,570,000.00
Marlboro Twp.	MU	4,250,000.00	Penns Grove Boro.	S	234,000.00
Mercer County	CI	122,225,000.00	Pennsville Twp.	S	2,880,000.00
Metuchen Boro.	P	555,000.00	Pequannock-Linc. Pk. Fairfield	S	25,400,000.00
Middlesex County (*)	IPC	33,300,000.00	Pequannock River Basin Reg.	S	1,500,000.00
Middlesex County	CU	89,375,000.00	Perth Amboy City	P	4,990,000.00
Middletown Twp.	S	33,635,000.00	Phillipsburg Town (*) (5)	P	5,300.00
Monmouth Co.-Bayshore Outfall	S	2,931,067.14	Pine Hill Boro.	MU	1,838,100.00
Monroe Twp. Glouc.	MU	1,427,000.00	Point Pleasant Beach Boro.	P	-0-

TABLE 8

AUTHORITY DEBT - DECEMBER 31, 1981

<u>AUTHORITY</u>	<u>TYPE</u>	<u>AMOUNT</u>	<u>AUTHORITY</u>	<u>TYPE</u>	<u>AMOUNT</u>
Pompton Lakes Boro.	MU	\$ 4,040,000.00	Tuckerton Boro.	MU	\$ 2,656,000.00
Rahway City	P	254,000.00	Union City City	P	227,674.00
Rahway Valley (*)	S	9,895,000.00	Union County	IPC	58,440,000.00
Randolph Twp.	MU	1,450,000.00	Wanaque Boro.	S	5,443,700.00
Raritan Twp.	MU	2,465,000.00	Wanaque Valley Reg.	S	1,484,500.00
Readington/Lebanon (5)	S	23,000.00	Warren Co-Paulinskill (5)	MU	111,039.71
Ringwood Boro.	S	7,392,000.00	Warren Co-Pequest	MU	3,500,000.00
Ringwood Boro.	SWM	-0-	Warren Twp. (*)	S	2,937,000.00
Riverside Twp.	S	281,000.00	Washington Boro. (5)	P	68,550.00
Rockaway Valley Reg.	S	10,050,000.00	Washington Twp.-Glouc.	MU	5,281,934.66
Rockleigh Boro.	S	87,079.90	Washington Twp., Mer.	MU	1,050,000.00
Runnemede Boro. (*)	S	473,000.00	Washington Twp., Morris	MU	1,875,000.00
Salem County	CI	-0-	Waterford Twp. (*)	MU	3,277,450.00
Salem County (3)	CU	-0-	Weehawken Twp.	P	-0-
Salem County (*)	IPC	22,240,000.00	Weehawken Twp. (3)	PRT	None
Sea Isle City (3)	P	-0-	Wharton Boro.	S	695,000.00
Secaucus Town	MU	16,710,000.00	Western Monmouth Co.	MU	22,615,000.00
Ship Bottom Boro.	S	-0-	West Milford Twp.	MU	850,000.00
Somers Point City	S	1,740,000.00	West New York Town	MU	1,000,000.00
Somerset Raritan Valley	S	7,480,000.00	West New York Town	P	224,000.00
Southeast Morris Co.	CU	17,995,000.00	West Windsor Twp.	P	900,000.00
So. Monmouth Co. Reg.	S	9,395,000.00	Westwood Boro. (*)	P	-0-
South Orange Village Twp.	P	41,677.00	Weymouth Twp. (*)	MU	-0-
South River Boro. (5)	P	18,208.34	Wildwood City	P	1,750,000.00
South Toms River Boro.	S	3,000,000.00	Willingboro Twp.	MU	8,336,000.00
Stafford Twp.	MU	10,260,000.00	Woodbine Boro. (*)	MU	558,699.76
Stony Brook Reg.	S	18,000,000.00	Woodbine Boro.	PRT	-0-
Stratford Boro.	S	1,049,000.00	Woodbury City	P	-0-
Sussex County	CU	1,691,855.84	Woodstown Boro.	S	-0-
Trenton City	P	3,515,000.00	Wrightstown Boro.	MU	423,000.00
			TOTAL		\$1,830,132,631.60

CODE: CI-County Improvement; CU-County Utilities; IN-Incinerator; MU-Municipal Utilities; P-Parking; PRT Port; S-Sewerage; R-Recreation; SWM-Solid Waste Management; IPC-Industrial Pollution Control.

1. Not operating at present
2. Authority dissolved
3. Recently created
4. Bonds issued by municipality
5. Loans payable only
- * Per Telephone

TABLE 9

TRENDS IN CURRENT AND DELINQUENT LOCAL PROPERTY TAXES

(AN HISTORICAL TABLE SHOWING LEVIES, COLLECTIONS, AND DELINQUENCIES SINCE 1965)

YEAR	C U R R E N T				D E L I N Q U E N T			
	TOTAL TAX LEVY	CASH COLLECTIONS AMOUNT	%	% OF LEVY CANCELLED OR ADJUSTED	OUTSTANDING DEC. 31 AMOUNT	%	DELINQUENT TAXES (ALL YEARS)*	OUTSTANDING DEC. 31 TAX TITLE LIENS FORECLOSED PROPERTY
1965	1,224,061,710	1,150,565,415	94.00	1.13	59,579,955	4.87	87,975,860	20,361,390 59,523,484
1966	1,263,399,102	1,190,449,678	94.22	1.03	60,003,555	4.75	89,402,620	21,136,094 58,087,115
1967	1,435,708,258	1,349,799,399	94.01	.88	73,385,248	5.11	104,722,596	20,908,759 60,516,430
1968	1,545,813,848	1,462,750,500	94.63	.78	70,990,292	4.59	105,550,670	25,241,561 50,816,494
1969	1,706,031,717	1,615,192,974	94.68	.95	74,599,330	4.37	108,351,141	30,527,868 51,935,697
1970	1,965,610,339	1,857,735,761	94.51	.98	88,834,447	4.51	116,331,182	36,453,999 54,080,687
1971	2,228,700,613	2,107,940,802	94.58	.64	96,297,126	4.32	123,331,414	43,110,986 58,023,891
1972	2,452,254,384	2,323,698,669	94.76	.55	102,686,227	4.19	130,638,352	48,363,795 67,890,472
1973	2,598,745,142	2,465,654,270	94.87	.57	108,651,329	4.18	136,402,145	57,401,373 77,806,556
1974	2,779,195,767	2,629,046,026	94.60	.69	127,539,699	4.59	162,304,272	60,106,637 97,451,943
1975	3,029,408,635	2,853,776,163	94.20	.70	145,052,461	4.79	185,521,327	72,442,111 102,078,118
1976	3,354,853,643	3,165,060,889	94.34	.82	142,663,904	4.25	187,043,752	83,982,002 122,910,533
1977	3,305,642,100	3,138,535,798	94.95	.64	128,539,284	3.89	175,674,729	79,875,324 141,098,333
1978	3,382,844,855	3,223,886,852	95.30	.56	121,417,610	3.59	167,709,975	81,170,959 151,851,345
1979	3,521,414,644	3,393,315,323	96.36	.53	131,454,324	3.73	170,939,711	69,858,024 163,740,047
1980	3,863,438,643	3,675,617,955	95.14	.54	150,051,469	3.88	190,397,219	68,578,962 187,828,918
1981	4,276,515,902	4,054,260,723	94.80	.59	178,506,117	4.17	217,883,838	74,138,690 217,093,389

*Includes December 31st figures of current year

TABLE 10
SPECIAL DISTRICT TAXES LEVIED IN 1981

This table presents a tabulation of special district taxes levied upon a portion of the municipalities listed for the specific services - (F) Fire, (G) Garbage, (L) Light, (W) Water, (C) Commons. These taxes and obligations are the sole responsibility of the special districts; operations cause no liability for the balance of the municipality. The parenthetical figures denote the number of districts.

MUNICIPALITY	#FIRE DIST'S	FIRE AMOUNT	OTHER #DIST'S	OTHER AMOUNT	TOTAL TAX LEVY	MUNICIPALITY	#FIRE DIST'S	FIRE AMOUNT	OTHER #DIST'S	OTHER AMOUNT	TOTAL TAX LEVY
Aberdeen Twp.	(2)	\$ 312,907	G (1)	\$ 252,100	(3) \$ 565,007	Jackson Twp.	(4)	\$ 779,358		\$	(4) \$ 779,358
Berlin Twp.	(1)	61,335			(1) 61,335	Jefferson Twp.			G (1)	261,150	
Beverly City	(1)	39,850			(1) 39,850	Jefferson Twp.			L (5)	18,440	(6) 279,590
Bordentown Twp.	(2)	96,925			(2) 96,925	Lambertville City	(1)	29,400			(1) 29,400
Brick Twp.	(3)	731,020			(3) 731,020	Lower Twp.	(3)	151,300			(3) 151,300
Bridgewater Twp.	(4)	199,520	G (1)	79,200	(5) 278,720	Manalapan Twp.	(2)	248,070			(2) 248,070
Buena Boro.	(2)	45,715			(2) 45,715	Mansfield Twp. (Burl.)	(1)	1,800			(1) 1,800
Buena Vista Twp.	(5)	133,632	L (5)	49,850	(10) 183,482	Marlboro Twp.	(3)	380,238			(3) 380,238
Cedar Grove Twp.			G (1)	90,000	(1) 90,000	Maurice River Twp.	(1)	10,000			(1) 10,000
Cherry Hill Twp.	(8)	2,117,534			(8) 2,117,534	Middle Twp.	(3)	195,717			(3) 195,717
Chesterfield Twp.	(2)	63,888			(2) 63,888	Middletown Twp.			G (6)	589,737	(6) 589,737
Cinnaminson Twp.			G (1)	227,280	(1) 227,280	Millstone Twp. (Mon.)	(1)	83,000			(1) 83,000
Commercial Twp.	(3)	84,901	L (3)	39,000	(6) 123,901	Mine Hill Twp.			G (1)	56,233	(1) 56,233
Delanco Twp.	(1)	50,000			(1) 50,000	Monroe Twp. (Midd.)	(1)	332,950			(1) 332,950
Delran Twp.	(1)	294,500			(1) 294,500	Montville Twp.	(3)	307,172			(3) 307,172
Dennis Twp.	(3)	35,000	L (2)	8,000	(5) 43,000	Moorestown Twp.	(2)	433,983			(2) 433,983
Deptford Twp.	(1)	484,277			(1) 484,277	Montgomery Twp.	(2)	109,258			(2) 109,258
Dover Twp.	(2)	1,141,359			(2) 1,141,359	Morris Twp.			G (1)	406,750	(1) 406,750
Downe Twp.	(3)	51,768			(3) 51,768	Mount Olive Twp.			G (1)	570,442	
East Brunswick Twp.	(2)	434,298			(2) 434,298	Mount Olive Twp.			L (2)	49,005	(3) 619,447
East Windsor Twp.			G (1)	170,612	(1) 170,612	Neptune Twp.	(2)	768,130			(2) 768,130
Eastampton Twp.	(1)	73,754	G (1)	25,150	(2) 98,904	Ocean Twp.	(2)	416,950			(2) 416,950
Edgewater Pk. Twp.	(1)	91,701			(1) 91,701	Old Bridge Twp.	(4)	794,544	G (1)	364,721	(5) 1,159,265
Edison Twp.			G (11)	1,717,261	(11) 1,717,261	Parsippany-Troy Hills	(9)	578,364	G (3)	1,073,832	(12) 1,652,196
Evesham Twp.	(1)	419,880			(1) 419,880	Pennsauken Twp.			G (1)	671,094	(1) 671,094
Florence Twp.	(1)	149,056			(1) 149,056	Piscataway Twp.	(4)	583,715			(4) 583,715
Franklin Twp. (Glou.)	(5)	190,585			(5) 190,585	Pitman Boro.			L (1)	66,079	(1) 66,079
Franklin Twp. (Som.)	(4)	571,630			(4) 571,630	Pittsgrove Twp.	(3)	133,909	L (4)	7,933	(7) 141,843
Freehold Twp.	(1)	286,137			(1) 286,137	Princeton Twp.	(5)		G (5)	45,000	(5) 45,000
Gloucester Twp.	(6)	1,109,371			(6) 1,109,371	South Brunswick Twp.	(3)	343,669			(3) 343,669
Haddon Twp.	(4)	177,360			(4) 177,360	Sparta Twp.			W (1)	17,000	(1) 17,000
Hamilton Twp. (Atl.)			G (1)	144,560	(1) 144,560	Trenton City			C (1)	75,000	(1) 75,000
Hamilton Twp. (Mer.)	(9)	1,832,355			(9) 1,832,355	Upper Twp.	(4)	122,000			(4) 122,000
Hanover Twp.	(2)	275,687			(2) 275,687	Vineland City			G (1)	173,999	(1) 173,999
Harding Twp.			L (1)	4,000	(1) 4,000	Voorhees Twp.	(4)	370,349	W (3)	57,500	(7) 427,849
Harrison Twp.	(1)	82,538			(1) 82,538	Wall Twp.	(3)	302,948			(3) 302,948
Hillsborough Twp.	(1)	226,585			(1) 226,585	Washington Twp. (Glou.)	(1)	436,651	G (1)	383,800	(2) 820,451
Howell Twp.	(5)	488,070			(5) 488,070	Weehawken Twp.			G (1)	468,131	(1) 468,131
						Woodbridge Twp.	(10)	2,644,134			(10) 2,644,134
						Totals		\$22,985,757		\$8,087,861	\$31,073,618

TABLE 11

EQUALIZED PROPERTY TAX RATES

The equalized property tax rates for selected years are shown below for all municipalities by County area. These tax rates are the result of multiplying the general tax rate by the ratio of assessed to true value as certified by the Director of Taxation on October 1st of each year pursuant to statute. Thus, the table shows the tax rate that would be applied if the assessment level were 100 percent. This permits ready comparison of the tax trends of New Jersey's local units.

ATLANTIC COUNTY	1977	1978	1979	1980	1981	BERGEN (CON'T)	1977	1978	1979	1980	1981
Absecon City	3.09	2.74	2.31	1.94	1.83	E. Rutherford Boro.	1.45	1.49	1.35	1.35	1.69
Atlantic City	5.67	4.33	2.50	1.85	2.27	Edgewater Boro.	2.22	2.18	2.36	2.34	2.21
Brigantine City	2.46	2.11	1.59	1.27	1.30	Elmwood Park Boro.	2.17	1.67	1.84	1.76	1.76
Buena Boro.	2.84	2.57	2.67	2.29	1.78	Emerson Boro.	3.05	2.93	2.44	2.52	2.32
Buena Vista Twp.	2.86	2.52	2.21	1.75	1.83	Englewood City	3.73	3.72	3.32	3.39	3.44
Corbin City	2.37	2.01	1.61	1.55	1.61	Englewood Cliffs Boro.	1.74	1.54	1.38	1.33	1.25
Egg Harbor City	3.20	3.20	3.00	2.58	2.52	Fair Lawn Boro.	2.63	2.40	2.22	2.07	2.05
Egg Harbor Twp.	2.68	2.42	1.89	1.69	1.52	Fairview Boro.	2.27	2.36	2.30	2.26	2.26
Estell Manor City	2.71	2.46	2.21	1.92	2.02	Fort Lee Boro.	2.56	2.33	1.74	1.97	1.89
Folsom Boro.	2.47	2.47	2.36	1.81	1.87	Franklin Lakes Boro.	2.15	1.95	1.72	1.68	1.62
Galloway Twp.	2.67	2.37	2.05	1.69	1.65	Garfield City	2.19	2.12	1.97	1.96	2.04
Hamilton Twp.	2.92	2.38	1.88	1.35	1.87	Glen Rock Boro.	2.93	2.98	2.80	2.57	2.51
Hammonton Town	2.78	2.73	2.58	2.36	2.23	Hackensack City	2.94	3.01	3.19	3.00	2.72
Linwood City	3.46	3.02	2.43	2.06	2.00	Harrington Park Boro.	3.03	2.80	2.57	2.51	2.42
Longport Boro.	1.74	1.51	1.15	.98	.96	Hasbrouck Heights Boro.	2.59	2.39	2.13	2.04	2.05
Margate City	2.47	2.12	1.73	1.36	1.27	Haworth Boro.	3.11	2.82	2.52	2.29	2.32
Mullica Twp.	2.86	2.47	2.28	2.24	2.44	Hillsdale Boro.	3.21	3.12	2.91	2.65	2.64
Northfield City	3.39	3.40	2.73	2.55	2.28	Hohokus Boro.	2.40	2.12	2.00	1.86	1.81
Pleasantville City	4.55	4.10	3.20	2.65	3.02	Leonora Boro.	3.31	3.24	3.18	3.07	2.83
Port Republic City	1.82	1.91	1.82	1.34	1.46	Little Ferry Boro.	2.17	2.09	2.29	2.26	2.19
Somers Point City	3.03	2.85	2.52	2.11	2.02	Lodi Boro.	2.76	2.72	2.70	2.64	2.55
Ventnor City	2.87	2.61	2.27	1.74	1.42	Lyndhurst Twp.	1.65	1.72	1.69	1.61	1.71
Weymouth Twp.	2.49	2.39	2.32	1.67	1.80	Mahwah Twp.	2.49	2.12	1.84	1.79	1.78
						Maywood Boro.	2.61	2.40	2.37	2.29	2.15
						Midland Park Boro.	2.98	2.80	2.62	2.45	2.44
BERGEN COUNTY											
Allendale Boro.	3.31	2.88	2.51	2.49	2.36	Montvale Boro.	2.40	2.10	2.01	1.92	1.84
Alpine Boro.	1.61	1.64	1.57	1.31	1.20	Moonachie Boro.	1.48	1.48	1.30	1.18	1.24
Bergenfield Boro.	2.94	2.93	2.90	2.77	2.73	New Milford Boro.	3.09	2.68	2.61	2.46	2.49
Bogota Boro.	2.77	2.44	2.54	2.60	2.55	North Arlington Boro.	2.39	2.20	2.14	2.17	2.20
Carlstadt Boro.	1.53	1.22	1.16	1.19	1.26	Northvale Boro.	2.80	2.43	2.64	2.47	2.45
Cliffside Park Boro.	2.31	2.13	1.91	1.82	1.78	Norwood Boro.	2.86	2.67	2.49	2.39	2.25
Closter Boro.	3.07	2.92	2.85	2.59	2.49	Oakland Boro.	3.34	3.14	2.88	2.64	2.60
Cresskill Boro.	2.82	2.76	2.60	2.47	2.35	Old Tappan Boro.	2.39	2.37	2.15	2.14	2.21
Demarest Boro.	3.36	3.29	2.97	2.51	2.55	Oradell Boro.	2.41	2.34	2.16	2.00	1.89
Dumont Boro.	2.94	3.07	2.80	2.74	2.71	Palisades Park Boro.	2.53	2.37	2.32	2.32	2.27

TABLE 11 (CON'T)
EQUALIZED PROPERTY TAX RATES

<u>BERGEN (CON'T)</u>	<u>1977</u>	<u>1978</u>	<u>1979</u>	<u>1980</u>	<u>1981</u>	<u>BURLINGTON (CON'T)</u>	<u>1977</u>	<u>1978</u>	<u>1979</u>	<u>1980</u>	<u>1981</u>
Paramus Boro.	2.07	2.18	2.04	1.96	1.76	Hainesport Twp.	2.42	2.53	2.58	2.55	2.52
Park Ridge Boro.	2.96	2.96	2.77	2.68	2.61	Lumberton Twp.	2.39	2.22	2.17	2.22	2.08
Ramsey Boro.	2.93	2.68	2.38	2.32	2.36	Mansfield Twp.	1.69	1.84	1.80	2.10	2.22
Ridgefield Boro.	.73	.64	.60	.55	.49	Maple Shade Twp.	2.79	2.59	2.41	2.17	2.04
Ridgefield Park Vill.	2.74	2.72	2.86	2.75	2.72	Medford Twp.	2.60	2.61	2.31	2.22	2.26
Ridgewood Vill.	3.33	3.29	3.03	2.84	2.72	Medford Lakes Boro.	2.94	2.71	2.64	2.44	2.39
River Edge Boro.	2.74	2.73	2.55	2.47	2.36	Moorestown Twp.	2.77	2.65	2.44	2.44	2.24
River Vale Twp.	3.21	3.11	2.78	2.57	2.50	Mount Holly Twp.	3.11	2.85	3.04	2.95	2.94
Rochelle Park Twp.	1.59	1.53	1.43	1.36	1.47	Mount Laurel Twp.	2.49	2.29	2.42	2.21	2.28
Rockleigh Boro.	.41	.68	.65	.70	.62	New Hanover Twp.	1.68	1.69	2.11	2.14	2.19
Rutherford Boro.	2.55	2.46	2.53	2.55	2.52	North Hanover Twp.	1.56	1.80	1.54	1.87	1.50
Saddle Brook Twp.	2.14	2.05	1.92	1.79	1.74	Palmyra Boro.	2.55	2.57	2.47	2.61	2.34
Saddle River Boro.	1.53	1.24	1.21	1.05	1.05	Pemberton Boro.	2.56	2.78	2.60	2.36	2.53
South Hackensack Twp.	1.85	2.03	1.93	1.61	1.69	Pemberton Twp.	2.40	2.30	2.35	2.46	2.49
Teaneck Twp.	4.12	3.90	3.61	3.41	3.32	Riverside Twp.	2.88	2.63	2.44	2.26	2.06
Tenafly Boro.	3.50	3.13	2.84	2.56	2.39	Riverton Boro.	2.28	2.26	2.29	2.41	2.53
Teterboro Boro.	.64	.72	.74	.82	.91	Shamong Twp.	2.10	1.84	2.36	2.32	2.40
Upper Saddle River	2.45	2.17	2.03	2.04	1.94	Southampton Twp.	2.03	1.86	1.76	1.73	1.85
Waldwick Boro.	2.99	2.96	2.83	2.69	2.73	Springfield Twp.	2.22	2.19	2.15	1.98	2.00
Wallington Boro.	2.18	2.13	1.78	1.74	1.69	Tabernacle Twp.	2.20	2.05	2.35	2.29	2.27
Washington Twp.	3.25	3.37	2.83	2.58	2.49	Washington Twp.	2.15	1.91	1.73	1.86	2.09
Westwood Boro.	2.82	2.59	2.47	2.52	2.37	Westampton Twp.	2.77	2.67	2.44	2.59	2.54
Woodcliff Lake Boro.	3.31	2.90	2.72	2.54	2.42	Willingboro Twp.	3.23	3.32	3.25	3.33	3.28
Wood-Ridge Boro.	2.03	1.94	1.63	1.72	1.61	Woodland Twp.	1.64	1.28	1.55	1.85	1.75
Wyckoff Twp.	2.54	2.45	2.08	2.04	2.07	Wrightstown Boro.	2.42	2.07	2.36	2.54	2.42
<u>BURLINGTON COUNTY</u>						<u>CAMDEN COUNTY</u>					
Bass River Twp.	1.94	2.33	2.13	2.44	2.08	Audubon Boro.	3.41	3.42	3.23	3.48	3.10
Beverly City	2.89	2.70	3.36	2.18	2.48	Audubon Park Boro.	6.15	6.11	5.14	4.21	4.69
Bordentown City	3.17	2.92	2.87	2.77	2.89	Barrington Boro.	3.66	3.48	3.51	3.40	3.31
Bordentown Twp.	3.00	2.72	2.34	2.61	2.68	Bellmawr Boro.	3.37	3.08	3.16	3.18	3.07
Burlington City	1.37	1.28	1.23	1.02	1.00	Berlin Boro.	2.97	2.94	2.72	2.65	2.68
Burlington Twp.	2.28	2.13	2.31	2.17	2.22	Berlin Twp.	2.73	2.65	2.42	2.71	2.99
Chesterfield Twp.	2.33	2.29	2.26	2.15	2.39	Brooklawn Boro.	2.84	2.78	2.67	2.70	2.88
Cinnaminson Twp.	2.52	2.56	2.50	2.37	2.41	Camden City	4.57	4.67	4.37	4.55	6.31
Delanco Twp.	2.78	2.68	2.78	2.72	2.51	Cherry Hill Twp.	3.67	3.30	3.19	2.93	2.96
Delran Twp.	2.51	2.51	2.33	1.96	2.32	Chesilhurst Boro.	3.70	2.98	2.78	2.99	2.92
Eastampton Twp.	2.82	3.09	3.09	2.89	2.69	Clementon Boro.	3.12	2.83	3.33	3.19	3.45
Edgewater Park Twp.	2.94	2.42	2.53	2.49	2.34	Collingswood Boro.	3.17	3.21	3.24	3.10	2.97
Evesham Twp.	2.69	2.57	2.40	2.19	2.16	Gibbsboro Boro.	3.41	3.01	3.09	3.00	2.97
Fieldsboro Boro.	3.01	2.80	2.63	2.80	3.07	Gloucester City	3.08	2.94	2.74	2.83	3.04
Florence Twp.	2.20	2.60	2.60	2.50	2.37	Gloucester Twp.	3.18	2.83	2.87	2.75	2.94

TABLE 11 (CON'T)

EQUALIZED PROPERTY TAX RATES

CAMDEN (CON'T)	1977	1978	1979	1980	1981	CUMBERLAND COUNTY	1977	1978	1979	1980	1981
Haddon Twp.	3.20	3.12	2.82	2.84	2.82	Bridgeton City	4.08	3.68	3.53	3.52	3.07
Haddonfield Boro.	3.24	3.12	3.09	2.88	2.87	Commercial Twp.	2.86	2.68	2.30	2.78	2.38
Haddon Heights Boro.	3.24	3.12	3.10	2.92	2.88	Deerfield Twp.	3.06	2.81	2.54	2.28	2.35
Hi-Nella Boro.	3.55	2.91	3.11	2.98	4.37	Downe Twp.	2.71	2.40	2.96	3.10	2.87
Laurel Springs Boro.	3.00	2.87	3.13	2.98	2.90	Fairfield Twp.	3.98	2.98	2.56	2.93	2.54
Lawnside Boro.	3.77	3.34	2.93	2.79	3.32	Greenwich Twp.	3.39	3.12	2.60	3.11	3.01
Lindenwold Boro.	2.94	3.10	3.03	3.05	3.01	Hopewell Twp.	3.39	2.76	2.50	2.49	2.12
Magnolia Boro.	3.10	3.32	3.27	3.08	3.25	Lawrence Twp.	3.16	2.68	3.05	2.94	3.77
Merchantville Boro.	3.94	3.64	3.43	3.24	3.39	Maurice River Twp.	2.66	3.02	2.48	2.73	2.71
Mount Ephraim Boro.	2.91	3.09	3.06	2.95	2.97	Millville City	3.14	2.95	2.76	2.75	2.84
Oaklyn Boro.	3.12	3.08	3.06	3.14	3.16	Shiloh Boro.	3.71	3.43	2.65	2.65	2.35
Pennsauken Twp.	3.29	3.13	3.05	3.05	3.10	Stow Creek Twp.	2.53	2.66	2.30	2.36	2.38
Pine Hill Boro.	2.76	2.66	2.74	2.99	2.99	Upper Deerfield Twp.	2.87	2.95	2.43	2.28	2.06
Pine Valley Boro.	3.82	4.04	4.19	4.31	4.43	Vineland City	3.09	3.03	2.97	2.92	2.82
Runnemede Boro.	3.07	2.88	3.00	2.87	3.10						
Somerdale Boro.	3.08	3.20	2.99	3.24	3.29	ESSEX COUNTY					
Stratford Boro.	3.42	3.29	3.05	2.76	2.64	Belleville Twp.	4.14	3.96	3.80	3.74	3.79
Tavistock Boro.	1.90	2.19	2.46	2.17	2.01	Bloomfield Twp.	4.29	4.02	3.94	3.63	3.56
Voorhees Twp.	2.98	2.95	3.04	2.46	2.51	Caldwell Boro.	4.56	4.10	3.80	3.35	3.15
Waterford Twp.	2.58	2.54	2.32	2.61	2.72	Cedar Grove Twp.	2.92	2.85	2.69	2.49	2.35
Winslow Twp.	2.76	2.58	2.59	2.64	2.58	East Orange City	7.41	7.26	6.97	6.89	7.27
Woodlynne Boro.	4.32	4.08	4.22	4.06	4.18	Essex Fells Boro.	3.21	3.02	2.79	2.58	2.53
CAPE MAY COUNTY						Fairfield Twp.	2.92	2.77	2.74	2.69	2.40
Avalon Boro.	1.30	1.22	1.10	.93	.83	Glen Ridge Boro.	5.30	5.05	4.64	3.97	3.88
Cape May City	2.64	2.56	2.49	2.49	1.99	Irvington Town	5.11	4.84	4.72	4.48	4.49
Cape May Point Boro.	1.41	1.20	1.26	1.09	.84	Livingston Twp.	3.11	3.13	2.89	2.62	2.60
Dennis Twp.	1.85	1.68	1.64	1.64	1.69	Maplewood Twp.	4.42	4.42	4.12	3.84	3.62
Lower Twp.	2.41	2.22	2.09	1.89	1.96	Millburn Twp.	3.08	2.88	2.62	2.40	2.41
Middle Twp.	1.90	2.21	2.04	2.27	2.10	Montclair Town	4.82	4.56	4.35	4.01	3.81
North Wildwood City	1.86	1.98	1.80	1.81	1.72	Newark City	6.19	2.59	5.65	5.40	5.25
Ocean City	1.84	1.73	1.51	1.38	1.21	North Caldwell Boro.	3.96	3.56	3.24	2.94	2.89
Sea Isle City	1.38	1.35	1.13	1.15	1.03	Nutley Town	3.81	3.59	3.59	3.41	3.17
Stone Harbor Boro.	1.15	1.15	1.05	.98	.88	Orange City	6.91	6.73	6.34	5.99	5.88
Upper Twp.	.55	.50	.56	.59	.50	Roseland Boro.	3.76	3.35	3.09	2.94	2.49
West Cape May Boro.	2.45	2.33	2.04	1.71	1.80	South Orange Village	5.07	5.00	4.68	4.23	4.03
West Wildwood Boro.	2.20	2.24	2.35	2.13	1.95	Verona Boro.	4.11	3.76	3.63	3.47	3.25
Wildwood City	2.60	2.57	2.39	2.35	2.29	West Caldwell Boro.	3.91	3.60	3.42	3.03	2.96
Wildwood Crest Boro.	1.81	1.73	1.58	1.51	1.38	West Orange Town	4.96	4.33	4.17	3.69	3.61
Woodbine Boro.	2.94	3.12	2.57	3.04	2.30						

TABLE 11 (CON'T)
EQUALIZED PROPERTY TAX RATES

<u>GLOUCESTER COUNTY</u>	<u>1977</u>	<u>1978</u>	<u>1979</u>	<u>1980</u>	<u>1981</u>	<u>HUNTERDON (CON'T)</u>	<u>1977</u>	<u>1978</u>	<u>1979</u>	<u>1980</u>	<u>1981</u>
Clayton Boro.	2.57	2.70	2.64	2.49	3.00	Bloomsbury Boro.	2.27	2.38	2.04	2.08	2.22
Deptford Twp.	2.46	2.58	2.61	2.52	2.40	Califon Boro.	2.90	2.63	2.43	2.36	2.59
East Greenwich Twp.	2.23	2.09	1.98	1.95	1.89	Clinton Town	2.70	2.41	2.51	2.83	2.74
Elk Twp.	2.16	1.85	2.18	2.18	2.19	Clinton Twp.	2.30	2.37	2.27	2.35	2.36
Franklin Twp.	2.41	2.13	2.06	2.20	2.35	Delaware Twp.	2.34	2.34	1.99	1.96	2.15
Glassboro Boro.	2.81	2.91	2.69	2.86	2.82	East Amwell Twp.	2.23	2.04	1.89	1.73	1.89
Greenwich Twp.	1.59	1.86	1.86	1.70	1.79	Flemington Boro.	2.39	2.41	2.31	2.46	2.25
Harrison Twp.	2.33	2.09	2.14	2.19	2.18	Franklin Twp.	2.27	2.02	2.03	1.81	2.02
Logan Twp.	1.64	1.69	2.14	1.89	2.05	Frenchtown Boro.	2.91	2.65	2.86	2.33	2.68
Mantua Twp.	2.55	2.46	2.49	2.43	2.44	Glen Gardner Boro.	3.59	3.27	2.73	2.18	2.09
Monroe Twp.	2.10	1.99	2.35	2.19	2.12	Hampton Boro.	2.86	2.40	2.38	2.52	2.71
National Park Boro.	2.67	2.65	2.31	2.86	2.75	High Bridge Boro.	2.71	2.88	2.50	2.42	2.53
Newfield Boro.	2.60	2.46	2.39	2.75	2.49	Holland Twp.	.72	.51	.49	.51	.60
Paulsboro Boro.	2.77	2.19	2.33	2.52	2.52	Kingwood Twp.	2.19	2.14	2.22	2.35	2.37
Pitman Boro.	2.99	2.64	2.36	2.60	2.58	Lamberville City	2.57	2.24	2.17	2.14	2.12
South Harrison Twp.	2.15	2.15	2.18	2.19	2.29	Lebanon Boro.	2.40	2.60	2.71	2.44	2.64
Swedesboro Boro.	3.16	3.02	2.60	2.91	2.84	Lebanon Twp.	1.97	1.80	1.64	1.53	1.52
Washington Twp.	2.63	2.29	2.07	2.11	2.19	Milford Boro.	2.11	1.92	1.73	1.97	2.01
Wenonah Boro.	2.62	2.46	2.46	2.44	2.51	Raritan Twp.	2.32	2.22	2.22	2.33	2.15
West Deptford Twp.	2.25	2.17	2.37	2.31	2.06	Readington Twp.	2.36	2.18	1.88	1.79	1.99
Westville Boro.	2.43	2.47	2.57	2.57	2.53	Stockton Boro.	2.04	2.07	2.07	1.92	2.20
Woodbury City	3.33	3.03	2.94	2.90	2.73	Tewksbury Twp.	2.22	2.15	2.06	2.09	2.09
Woodbury Heights Boro.	2.40	2.21	2.10	2.12	2.27	Union Twp.	2.44	2.12	1.89	1.94	2.01
Woolwich Twp.	2.18	2.39	2.39	2.20	2.25	West Amwell Twp.	2.42	2.03	2.05	2.06	2.00
<u>HUDSON COUNTY</u>						<u>MERCER COUNTY</u>					
Bayonne City	4.63	4.37	4.04	4.07	4.26	East Windsor Twp.	3.59	3.46	3.29	3.15	2.95
East Newark Boro.	5.16	4.02	3.58	4.34	3.79	Ewing Twp.	3.00	2.83	2.76	2.72	2.82
Guttenburg Town	3.68	3.64	3.23	3.16	3.11	Hamilton Twp.	2.63	2.58	2.46	2.57	2.66
Harrison Town	3.52	2.82	2.73	2.85	2.88	Hightstown Boro.	3.96	3.72	3.17	3.08	3.06
Hoboken City	6.54	5.90	5.17	5.23	5.61	Hopewell Boro.	3.00	2.68	2.51	2.32	2.45
Jersey City	6.18	6.27	5.77	5.65	5.87	Hopewell Twp.	2.54	2.52	2.37	2.31	2.34
Kearny Town	3.01	2.77	2.88	2.82	2.99	Lawrence Twp.	2.90	2.73	2.40	2.49	2.38
North Bergen Twp.	3.78	3.84	3.80	4.47	3.99	Pennington Boro.	2.63	2.62	2.38	2.41	2.26
Secaucus Town	2.60	2.73	2.55	2.67	2.45	Princeton Boro.	2.51	2.21	2.28	2.18	2.26
Union City	5.63	5.20	5.16	5.85	6.39	Princeton Twp.	2.71	2.44	2.34	2.18	2.04
Weehawken Twp.	5.25	4.31	4.51	4.96	4.23	Trenton City	5.31	5.53	5.52	5.25	5.42
West New York Town	5.84	5.29	4.96	5.55	5.19	Washington Twp.	2.54	2.42	2.22	2.10	1.98
						West Windsor Twp.	2.70	2.88	2.55	2.59	2.45
<u>HUNTERDON COUNTY</u>											
Alexandria Twp.	2.62	2.30	1.90	2.06	2.19						
Bethlehem Twp.	2.43	2.27	2.20	2.20	2.49						

TABLE 11 (CON'T)

EQUALIZED PROPERTY TAX RATES

MIDDLESEX COUNTY	1977	1978	1979	1980	1981	MONMOUTH (CON'T)	1977	1978	1979	1980	1981
Carteret Boro.	2.83	2.75	2.86	2.88	2.78	Fair Haven Boro.	3.32	3.18	2.88	2.58	2.54
Cranbury Twp.	2.47	2.07	2.15	1.81	1.56	Farmingdale Boro.	2.32	2.40	2.58	2.28	2.42
Dunellen Boro.	3.33	2.94	2.87	2.89	2.91	Freehold Boro.	2.89	3.28	2.65	2.45	2.73
East Brunswick Twp.	3.24	3.13	2.88	2.80	2.73	Freehold Twp.	2.81	2.68	2.48	2.54	2.29
Edison Twp.	2.78	2.81	2.61	2.44	2.30	Hazlet Twp.	3.09	2.78	2.52	2.39	2.36
						Highlands Boro.	3.15	2.76	3.30	3.07	2.82
Helmetta Boro.	2.85	2.88	3.06	2.90	2.91						
Highland Park Boro.	4.09	3.82	3.72	3.17	3.28	Holmdel Twp.	2.65	2.39	1.91	1.84	1.77
Jamesburg Boro.	3.26	3.77	3.22	2.94	2.74	Howell Twp.	2.97	2.78	2.31	2.46	2.44
Metuchen Boro.	3.25	3.03	2.97	2.80	2.75	Interlaken Boro.	1.92	1.76	1.47	1.41	1.36
Middlesex Boro.	3.27	3.11	2.81	2.62	2.56	Keansburg Boro.	3.35	3.19	3.30	3.10	2.84
						Keyport Boro.	3.27	3.17	3.25	3.45	3.64
Milltown Boro.	2.38	2.36	2.24	2.02	2.08						
Monroe Twp.	2.46	2.45	2.07	1.94	2.05	Little Silver Boro.	3.22	3.09	2.78	2.63	2.58
New Brunswick City	3.97	3.95	3.39	3.54	3.38	Loch Arbour Village	3.88	3.83	3.23	2.91	3.00
North Brunswick Twp.	2.73	2.79	2.57	2.54	2.32	Long Branch City	3.68	2.97	3.06	2.97	2.97
Old Bridge Twp.	3.45	3.24	3.16	3.03	3.10	Manalapan Twp.	2.86	2.99	2.63	2.37	2.26
						Manasquan Boro.	2.58	2.59	2.43	2.07	1.94
Perth Amboy City	3.98	3.60	3.11	2.99	2.92						
Piscataway Twp.	3.25	3.43	3.04	2.39	2.12	Marlboro Twp.	3.10	2.98	2.59	2.36	2.39
Plainsboro Twp.	1.67	1.77	1.83	1.73	1.63	Matawan Boro.	3.17	2.57	2.66	2.99	2.88
Sayreville Boro.	2.10	2.04	2.14	1.89	1.81	Middletown Twp.	2.52	2.53	2.45	2.29	2.41
South Amboy City	2.29	2.24	2.14	2.06	2.16	Millstone Twp.	2.02	2.27	1.97	1.94	2.06
South Brunswick Twp.	3.20	3.09	2.92	2.85	2.50	Monmouth Beach Boro.	2.79	2.75	2.61	2.38	2.23
South Plainfield Boro.	3.11	2.85	2.65	2.52	2.39	Neptune Twp.	3.12	3.08	2.74	2.61	2.59
South River Boro.	3.00	3.03	2.88	2.93	2.85	Neptune City Boro.	2.99	3.11	2.89	2.76	2.58
Spotswood Boro.	3.34	3.72	3.17	3.10	2.91	Ocean Twp.	3.10	3.03	2.73	2.57	2.64
Woodbridge Twp.	2.62	2.54	2.49	2.40	2.34	Oceanport Boro.	2.60	2.56	2.34	2.17	2.09
MONMOUTH COUNTY						Red Bank Boro.	3.74	3.63	3.51	3.28	3.21
Aberdeen Twp.	3.26	3.02	2.85	2.91	2.84	Roosevelt Boro.	4.01	3.88	3.58	2.81	3.26
Allenhurst Boro.	1.85	1.68	1.76	1.51	1.31	Rumson Boro.	3.01	2.85	2.67	2.56	2.32
Allentown Boro.	2.98	3.36	3.16	2.99	2.97	Sea Bright Boro.	2.97	2.99	2.43	2.52	2.22
Asbury Park City	6.09	6.22	5.62	6.00	5.66	Sea Girt Boro.	1.81	1.71	1.62	1.58	1.52
Atlantic Highlands Boro.	3.31	3.06	3.11	3.11	2.84						
						Shrewsbury Boro.	3.24	3.14	2.75	2.50	2.65
Avon By The Sea Boro.	2.40	2.14	1.98	1.96	1.96	Shrewsbury Twp.	4.11	4.83	4.80	4.55	3.90
Belmar Boro.	2.59	2.56	2.38	2.38	2.39	South Belmar Boro.	3.48	3.23	3.17	3.06	2.96
Bradley Beach Boro.	3.66	3.64	3.63	3.72	3.36	Spring Lake Boro.	2.05	1.90	1.75	1.62	1.61
Brielle Boro.	2.68	2.59	2.40	2.14	2.01	Spring Lake Heights Boro.	2.61	2.50	2.40	2.12	2.02
Colts Neck Twp.	2.10	2.16	2.06	2.10	1.98						
						Tinton Falls Boro.	3.51	2.87	2.97	2.95	3.03
Deal Boro.	1.93	1.58	1.47	1.29	1.35	Union Beach Boro.	2.95	3.00	2.75	2.35	2.43
Eatontown Boro.	2.58	2.72	2.63	2.72	2.81	Upper Freehold Twp.	1.70	2.31	2.19	2.39	2.25
Englishtown Boro.	3.11	3.17	2.56	2.68	2.81	Wall Twp.	2.72	2.41	2.22	2.18	2.06
						West Long Branch Boro.	2.89	2.70	2.50	2.26	2.16

TABLE 11 (CON'T)
EQUALIZED PROPERTY TAX RATES

MORRIS COUNTY	1977	1978	1979	1980	1981	OCEAN COUNTY	1977	1978	1979	1980	1981
Boonton Town	2.86	2.80	2.59	2.46	2.54	Barneget Twp.	2.49	2.47	2.19	2.48	2.90
Boonton Twp.	2.17	1.90	1.81	1.64	1.57	Barneget Light Boro.	1.30	1.31	1.12	1.13	1.04
Butler Boro.	2.94	2.93	2.60	2.42	2.31	Bay Head Boro.	1.60	1.67	1.48	1.37	1.29
Chatham Boro.	2.73	2.56	2.34	2.17	2.13	Beach Haven Boro.	1.47	1.37	1.33	1.35	1.28
Chatham Twp.	2.96	2.58	2.34	2.16	2.15	Beachwood Boro.	2.58	2.74	2.82	2.65	2.62
Chester Boro.	2.98	2.79	2.59	2.67	2.40	Berkeley Twp.	2.10	1.99	1.88	1.73	1.83
Chester Twp.	3.22	2.86	2.55	2.44	2.37	Brick Twp.	2.27	2.24	2.27	2.08	2.00
Denville Twp.	2.66	2.44	2.27	2.01	2.05	Dover Twp.	2.33	2.48	2.42	2.49	2.37
Dover Town	3.19	2.93	2.65	2.56	2.46	Eagleswood Twp.	2.51	2.41	2.17	2.41	1.98
East Hanover Twp.	2.24	1.70	1.74	1.76	1.71	Harvey Cedars Boro.	1.47	1.46	1.29	1.23	1.10
Florham Park Boro.	2.38	2.00	1.85	1.67	1.80	Island Heights Boro.	2.97	2.66	2.43	2.32	2.56
Hanover Twp.	2.46	2.00	1.88	2.00	1.95	Jackson Twp.	2.83	2.81	2.46	2.56	2.57
Harding Twp.	1.61	1.50	1.48	1.51	1.29	Lacey Twp.	1.14	1.10	1.07	1.01	2.06
Jefferson Twp.	3.00	2.65	2.43	2.26	2.25	Lakehurst Boro.	3.28	3.30	3.15	3.03	2.89
Kinnelon Boro.	2.97	2.74	2.49	2.33	2.20	Lakewood Twp.	2.96	2.88	2.77	2.85	2.66
Lincoln Park Boro.	3.06	2.96	3.05	2.94	3.06	Lavalette Boro.	1.28	1.38	1.21	1.10	1.02
Madison Boro.	3.23	2.82	2.52	2.43	2.33	Little Egg Harbor Twp.	2.18	2.19	2.11	2.37	2.12
Mendham Boro.	3.06	2.60	2.37	2.32	2.26	Long Beach Twp.	1.23	1.22	1.11	1.11	1.01
Mendham Twp.	2.83	2.48	2.28	2.22	2.04	Manchester Twp.	1.75	1.45	1.78	1.56	1.65
Mine Hill Twp.	3.28	2.90	2.78	2.58	2.45	Mantoloking Boro.	1.45	1.37	1.26	1.00	.95
Montville Twp.	2.52	2.30	2.19	2.14	1.99	Ocean Twp.	1.90	2.26	2.01	2.27	2.42
Morris Twp.	2.54	2.24	2.07	1.99	1.92	Ocean Gate Boro.	2.86	2.81	2.52	2.31	2.31
Morris Plains Boro.	2.67	2.48	2.34	2.02	1.72	Pine Beach Boro.	2.47	2.48	2.58	2.38	2.44
Morristown Town	3.86	3.55	3.26	2.94	2.59	Plumsted Twp.	2.05	1.90	1.66	1.85	1.69
Mountain Lakes Boro.	3.57	3.06	2.99	2.76	2.71	Point Pleasant Boro.	2.49	2.50	2.39	2.24	2.07
Mount Arlington Boro.	3.48	3.21	2.78	2.57	2.43	Point Pleasant Beach Boro.	2.31	2.17	2.15	2.00	2.05
Mount Olive Twp.	3.00	2.46	2.24	2.26	2.23	Seaside Heights Boro.	1.71	1.89	1.71	1.78	1.75
Netcong Boro.	2.96	2.63	2.36	2.19	2.02	Seaside Park Boro.	1.51	1.51	1.51	1.44	1.54
Parsippany-Troy Hills Twp.	2.83	2.73	2.27	2.22	2.14	Ship Bottom Boro.	1.55	1.42	1.35	1.46	1.24
Passaic Twp.	2.96	2.67	2.39	2.18	2.12	South Toms River Boro.	2.38	2.54	2.58	2.54	2.67
Pequanock Twp.	3.00	2.63	2.42	2.29	2.35	Stafford Twp.	1.63	1.54	1.36	1.34	1.28
Randolph Twp.	3.32	2.91	2.85	2.77	2.67	Surf City Boro.	1.31	1.25	1.16	1.16	1.06
Riverdale Boro.	2.68	2.49	2.20	1.97	2.22	Tuckerton Boro.	2.75	2.79	2.41	2.47	2.13
Rockaway Boro.	2.73	2.66	2.41	2.19	2.18	PASSAIC COUNTY					
Rockaway Twp.	2.99	2.75	2.60	2.62	2.64	Bloomington Boro.	3.31	3.05	2.73	2.65	2.78
Roxbury Twp.	2.89	2.43	2.28	2.14	2.37	Clifton City	2.04	2.10	1.96	1.93	1.93
Victory Gardens Boro.	3.07	3.18	2.94	2.89	2.42	Haledon Boro.	2.69	2.58	2.32	2.23	2.38
Washington Twp.	2.79	2.24	2.13	2.07	2.15	Hawthorne Boro.	2.52	2.44	2.38	2.27	2.27
Wharton Boro.	3.02	2.82	2.56	2.42	2.30	Little Falls Twp.	2.16	2.34	2.00	1.89	1.91

TABLE 11 (CON'T)

EQUALIZED PROPERTY TAX RATES

<u>PASSAIC (CON'T)</u>	<u>1977</u>	<u>1978</u>	<u>1979</u>	<u>1980</u>	<u>1981</u>	<u>SOMERSET (CON'T)</u>	<u>1977</u>	<u>1978</u>	<u>1979</u>	<u>1980</u>	<u>1981</u>
North Haledon Boro.	2.52	2.51	2.39	2.28	2.39	Manville Boro.	2.77	2.69	2.59	2.38	2.45
Passaic City	4.13	4.33	3.96	4.05	3.99	Millstone Boro.	2.73	2.04	2.01	1.73	1.79
Paterson City	3.97	3.73	3.47	3.06	3.57	Montgomery Twp.	2.53	2.35	2.32	2.16	2.14
Pompton Lakes Boro.	3.38	3.15	2.89	2.88	2.95	North Plainfield Boro.	3.32	3.13	2.94	2.80	2.81
Prospect Park Boro.	2.56	2.55	2.72	2.38	2.38	Peapack Gladstone Boro.	2.14	2.20	1.98	1.80	1.83
Ringwood Boro.	2.91	2.99	2.71	2.63	2.65	Raritan Boro.	3.28	3.05	2.64	2.44	2.34
Totowa Boro.	2.07	1.96	1.74	1.60	1.63	Rocky Hill Boro.	2.81	2.54	2.18	1.85	1.52
Wanaque Boro.	2.91	2.92	2.60	2.56	2.55	Somerville Boro.	3.56	3.45	3.14	2.99	2.99
Wayne Twp.	3.00	2.80	2.65	2.42	2.27	South Bound Brook Boro.	2.85	2.84	2.82	2.72	2.51
West Milford Twp.	2.94	2.98	2.78	2.74	2.67	Warren Twp.	2.69	2.50	2.31	2.20	2.10
West Paterson Boro.	2.42	2.38	2.45	2.30	2.17	Watchung Boro.	2.28	2.11	1.97	1.85	1.87
<u>SALEM COUNTY</u>						<u>SUSSEX COUNTY</u>					
Alloway Twp.	2.18	2.17	2.28	2.11	2.22	Andover Boro.	2.76	2.18	2.18	1.92	2.24
Carneys Point Twp.	3.63	2.95	3.09	2.70	2.95	Andover Twp.	2.82	2.51	2.44	2.51	2.28
Elmer Boro.	2.82	2.60	2.58	2.63	2.46	Branchville Boro.	2.48	1.96	1.83	1.86	1.95
Elsinboro Twp.	2.44	2.41	2.01	2.45	2.33	Byram Twp.	3.16	2.75	2.58	2.47	2.47
Lower Alloways Creek Twp.	.85	.85	.99	.82	.69	Frankford Twp.	2.96	2.61	2.59	2.54	2.57
Mannington Twp.	2.48	2.06	2.21	2.16	2.41	Franklin Boro.	3.12	2.62	2.50	2.66	2.59
Oldmans Twp.	2.21	2.22	2.36	2.60	2.08	Fredon Twp.	3.60	2.82	2.48	2.45	2.37
Penns Grove Boro.	4.28	3.77	3.47	3.72	3.75	Green Twp.	3.12	2.69	2.71	2.47	2.44
Pennsville Twp.	2.39	2.37	2.51	2.50	2.43	Hamburg Boro.	3.65	2.15	2.23	2.57	2.70
Pilesgrove Twp.	2.22	2.20	2.36	2.27	2.32	Hampton Twp.	2.77	2.37	2.31	2.05	2.40
Pittsgrove Twp.	2.46	2.38	2.37	2.32	2.35	Hardyston Twp.	3.09	2.67	2.46	2.54	2.57
Quinton Twp.	2.44	2.19	1.94	2.10	2.22	Hopatcong Boro.	2.86	3.05	2.84	2.92	2.77
Salem City	3.44	3.66	3.58	3.28	3.06	Lafayette Twp.	2.70	2.21	2.23	2.15	2.36
Upper Pittsgrove Twp.	2.38	2.34	2.28	2.20	2.10	Montague Twp.	1.72	1.57	1.61	1.57	1.58
Woodstown Boro.	2.74	2.76	2.73	2.75	2.65	Newton Town	3.35	3.00	2.82	2.85	2.52
<u>SOMERSET COUNTY</u>						Ogdensburg Boro.	2.91	2.72	2.55	2.76	2.83
Bedminster Twp.	1.26	1.19	1.39	1.24	1.13	Sandyston Twp.	1.93	2.01	2.03	2.14	2.12
Bernards Twp.	2.35	2.20	2.40	1.82	1.81	Sparta Twp.	3.12	2.85	2.69	2.55	2.52
Bernardsville Boro.	2.44	2.30	2.04	1.84	1.73	Stanhope Boro.	3.44	3.14	3.02	2.65	2.47
Bound Brook Boro.	3.05	2.99	2.93	2.75	2.57	Stillwater Twp.	2.84	2.65	2.50	2.32	2.46
Branchburg Twp.	2.33	1.90	1.93	1.85	1.93	Sussex Boro.	3.12	2.90	2.91	2.48	2.65
Bridgewater Twp.	2.80	2.54	2.42	2.36	2.25	Vernon Twp.	2.88	2.59	2.41	2.33	2.26
Far Hills Boro.	1.46	1.59	1.47	1.33	1.10	Walpack Twp.	2.16	2.15	.56	.80	.69
Franklin Twp.	2.79	2.79	2.63	2.48	2.55	Wantage Twp.	2.67	2.54	2.35	2.45	2.40
Green Brook Twp.	3.03	2.88	2.58	2.63	2.52						
Hillsborough Twp.	2.49	2.50	2.12	2.06	2.11						

TABLE 11 (CON'T)

EQUALIZED PROPERTY TAX RATES

UNION COUNTY	1977	1978	1979	1980	1981	WARREN COUNTY	1977	1978	1979	1980	1981
Berkeley Heights Twp.	2.39	2.14	1.99	2.10	1.86	Allamuchy Twp.	1.57	1.75	1.60	1.78	1.66
Clark Twp.	3.00	2.81	2.56	2.36	2.59	Alpha Boro.	1.81	1.95	2.10	1.68	2.08
Cranford Twp.	3.03	2.77	2.61	2.45	2.54	Belvidere Town	2.49	2.49	2.64	2.47	2.43
Elizabeth City	4.05	4.06	3.77	3.49	3.45	Blairstown Twp.	.57	.69	.55	.84	.54
Fanwood Boro.	2.98	2.89	3.03	2.84	2.75	Franklin Twp.	2.18	2.08	1.66	2.28	2.04
Garwood Boro.	2.75	2.79	2.79	2.66	2.64	Frelinghuysen Twp.	2.13	2.25	2.06	2.09	2.08
Hillside Twp.	3.22	3.39	3.42	3.32	3.26	Greenwich Twp.	2.27	2.13	1.94	2.00	2.03
Kenilworth Boro.	2.17	2.09	2.03	1.81	2.09	Hackettstown Town	2.82	2.86	2.71	2.57	2.49
Linden City	1.62	1.62	1.53	1.45	1.59	Hardwick Twp.	1.77	1.97	1.98	1.85	2.20
Mountainside Boro.	2.40	2.36	2.16	1.99	2.09	Harmony Twp.	2.13	2.18	1.97	1.93	2.18
New Providence Boro.	3.07	2.86	2.59	2.48	2.35	Hope Twp.	2.10	2.19	2.02	1.92	2.20
Plainfield City	4.06	3.94	3.83	3.58	3.64	Independence Twp.	2.11	2.31	1.79	2.07	2.10
Rahway City	3.18	3.02	3.18	3.15	3.08	Knowlton Twp.	2.23	2.55	2.11	2.00	2.24
Roselle Boro.	3.18	3.16	3.14	3.00	2.92	Liberty Twp.	1.94	2.14	2.03	2.13	2.15
Roselle Park Boro.	3.16	2.83	2.98	2.68	2.74	Lopatcong Twp.	2.43	2.26	2.26	1.95	2.06
Scotch Plains Twp.	3.03	2.83	2.81	2.65	2.57	Mansfield Twp.	1.88	2.04	2.10	2.31	2.26
Springfield Twp.	2.84	2.60	2.49	2.43	2.32	Oxford Twp.	2.03	2.21	2.16	2.57	2.41
Summit City	2.69	2.38	2.09	1.95	1.92	Pahaquarry Twp.	.66	.73	.66	.64	.55
Union Twp.	2.19	2.34	2.24	1.98	2.14	Phillipsburg Town	3.01	2.57	2.67	2.73	2.63
Westfield Town	2.72	2.67	2.53	2.43	2.38	Pohatcong Twp.	2.09	2.05	1.92	1.98	1.98
Winfield Twp.	10.47	9.13	9.35	10.23	10.02	Washington Boro.	2.69	2.74	2.58	2.41	2.50
						Washington Twp.	2.21	2.33	2.04	2.35	2.24
						White Twp.	1.55	1.53	1.55	1.43	1.62

TABLE 12: FINANCES OF MUNICIPALLY OPERATED UTILITIES

This table reports the revenues and expenditures of municipally operated utilities in summary since 1977 and in detail for 1981. These operations are independent of the municipality and are not shown in the municipal data on the preceding pages.

Utility Type Codes: 1-Water 2-Sewer 3-Airport 4-Beach Front 5-Water & Sewer 6-Harbor 7-Electric 8-Parking 9-Swimming Pool

		SURPLUS ANTICIPATED	OPERATING INCOME	FROM PROPERTY TAXES	SURPLUS TO MUNICIPALITY	OPERATING COSTS	DEBT SERVICE	CAPITAL IMPROVEMENTS	TOTAL REVENUE	TOTAL EXPENDITURES
A	Absecon City	2	52,221.90	426,799.68		210,411.50	238,078.00	5,000.00	479,021.58	453,489.50
T	Atlantic City City	1		141,069.51			70,604.58		141,069.51	70,604.58
L	Atlantic City City	3		792,136.32		496,298.00			792,136.32	496,298.00
A	Brigantine City	5	224,152.48	1,265,055.47		1,122,431.99	447,809.13	56,680.28	1,489,207.95	1,628,921.40
N	Egg Harbor City	5		267,575.13		250,923.45	37,192.66	10,000.00	267,975.13	298,116.11
T	Galloway Twp.	2	265,000.00			222,397.00			265,000.00	222,397.00
I	Hammonton Town	1	43,000.00	405,038.60		263,000.00	58,621.59	64,500.00	448,038.60	386,121.59
C	Hammonton Town	2	53,776.87	435,047.56		315,000.00	82,976.87	47,300.00	488,824.43	445,276.87
	Margate City, City	5	48,500.00	1,388,048.06		1,233,200.00	36,048.38		1,436,548.06	1,269,248.38
	Pleasantville City	2	200,000.00	840,465.81		757,910.49	226,267.09	10,000.00	1,040,465.81	994,177.58
	Ventnor City	5		666,123.97		1,459,000.00		5,000.00	666,123.97	1,464,000.00
	Allendale Boro.	1	46,311.00	244,646.25		191,591.00	20,830.00	20,250.00	290,957.25	232,671.00
	Cresskill Boro.	9	33,271.94	118,180.78		122,009.44	20,062.50	2,000.00	151,452.72	144,071.94
	Elmwood Park Boro.	1	6,730.65	598,474.07		525,151.05	117,923.89		605,204.72	643,074.94
	Emerson Boro.	2		215,049.47		211,929.50	3,070.50		215,049.47	215,000.00
*	Englewood City	0		81,742.70		100,707.54			81,742.70	100,707.54
	Fair Lawn Boro.	1		1,206,305.25		1,462,600.00		34,500.00	1,206,305.25	1,497,100.00
	Garfield City	1		600,855.89	47,975.00	676,870.00	64,248.15	15,000.00	648,830.89	756,118.15
	Hackensack City	8	101,500.00	299,628.23		150,134.88	125,317.16	5,000.00	401,128.23	280,452.04
	Hillsdale Boro.	9	40,472.85	269,718.56		178,238.85	159,734.00		310,191.41	337,972.85
	Ho-Ho-Kus Boro.	1	10,000.00	205,102.99		181,900.00	7,068.00	11,000.00	215,102.99	199,968.00
	Leonia Boro.	9	32,285.00	147,494.77		88,505.00	30,780.00	13,000.00	179,779.77	132,285.00
	Lodi Boro.	1	106,000.00	703,517.42		827,262.19	130,465.66	5,000.00	809,917.42	962,728.05
	Lyndhurst Twp.	1	21,000.00	782,775.36		965,464.17			803,775.36	965,464.17
	Mahwah Twp.	1	234,638.00	815,383.12		621,250.00	295,169.24		1,050,021.12	916,419.24
B	Mahwah Twp.	2	181,700.00	72,071.47		115,525.00	126,175.00		253,771.47	241,700.00
E	Maywood Boro.	2		77,727.94	191,881.63	280,381.63			269,609.57	280,381.63
R	Maywood Boro.	9	16,800.00	122,103.61		81,295.38	45,701.68		138,903.61	126,997.06
G	Moonachie Boro.	2	40,936.79	165,633.71		198,986.79			206,570.50	198,986.79
E	N. Arlington Boro.	1	35,000.00	482,245.72		640,747.00	7,800.00		517,245.72	648,547.00
N	Oakland Boro.	1	41,023.80	500,668.61		531,965.05	66,651.31	7,500.00	541,092.41	606,116.36
	Oakland Boro.	2		35,847.87	45,000.00	77,527.00	562.50		80,847.87	78,089.50
	Palisades Park Boro.	9	153,557.00	309,527.58		276,500.83	51,656.17	100,000.00	463,484.58	428,557.00
	Paramus Boro.	2		1,397,318.92		832,819.80	463,225.20	25,000.00	1,397,318.92	1,321,045.00
	Paramus Boro.	9	11,833.00	211,190.50		121,611.00	70,133.00	52,000.00	223,023.50	243,744.00
**	Paramus Boro.	0	15,600.00	511,305.00		283,076.78	183,600.57	2,000.00	526,905.00	468,677.35
	Park Ridge Boro.	1	72,665.33	419,677.47		426,310.00	45,538.33	46,817.00	492,342.80	518,665.33
	Park Ridge Boro.	7	234,429.00	2,081,195.65	100,000.00	2,222,404.00		87,025.00	2,315,624.65	2,409,429.00
	Park Ridge Boro.	9	16,350.00	99,204.80		65,604.00	27,350.00	7,500.00	115,554.80	100,450.00
	Ramsey Boro.	5	292,099.41	1,058,453.39		772,182.74	212,096.67	90,000.00	1,350,552.80	1,074,279.41
	Ramsey Boro.	9	5,829.62	129,885.79		101,900.00	25,929.62	500.00	135,715.41	128,329.62
	Ridgefield Boro.	9	13,500.00	123,825.00		93,075.00	44,045.21		137,325.00	137,120.21
	Ridgefield Park Vill.	9	47,895.00	108,938.24		72,451.66	47,893.75		156,833.24	120,345.41
	Ridgewood Village	1		1,994,365.57		2,063,756.86	319,812.14	14,000.00	1,994,365.57	2,397,569.00
	Ridgewood Village	8	13,945.00	167,505.20		160,672.33	32,782.22		201,450.20	193,454.55
***	Ridgewood Village	0	40,140.00	151,121.30		163,473.00		5,247.00	191,261.30	168,720.00
	Saddle Brook Twp.	1	20,370.35	412,093.08		682,820.39	12,850.00		432,463.47	695,670.39
	Waldwick Boro.	1	12,216.00	287,558.62		296,001.00		3,650.00	300,174.62	299,651.00
	Wallington Boro.	1		237,440.87		296,533.99	43,109.17		237,440.87	339,643.16
	Wyckoff Twp.	2	26,000.00	219,537.91		258,960.00			245,537.91	258,960.00

* Recreation
** Golf Utility
*** Park Utility

TABLE 12: FINANCES OF MUNICIPALLY OPERATED UTILITIES - CONTINUED

		SURPLUS ANTICIPATED	OPERATING FROM PROPERTY INCOME TAXES	SURPLUS TO MUNICIPALITY	OPERATING COSTS	DEBT SERVICE	CAPITAL IMPROVEMENTS	TOTAL REVENUE	TOTAL EXPENDITURES
B	Bordentown City	1		660,275.13	458,976.74	135,774.67		660,275.13	594,751.41
U	Bordentown City	2	200,000.00	503,049.09	551,900.00	30,034.17		103,049.09	581,934.17
R	Bordentown Twp.	2	25,100.00	9,000.00	314,697.97	130,380.03	15,450.00	90,027.36	460,528.00
L	Burlington City	1		256,189.78	426,906.26	26,661.35		356,189.78	453,587.61
I	Burlington City	2	89,325.00	123,305.09	211,325.00			212,630.09	211,325.00
N	Burlington Twp.	1		575,108.37	452,404.00	312,869.92		765,273.92	765,273.92
G	Burlington Twp.	2	178,137.00	741,085.01	530,333.00	355,912.54		919,222.01	886,245.54
T	*Evesham Twp.	0	39,000.00	216,939.86	214,000.00		32,500.00	255,939.86	246,500.00
O	Fieldsboro Boro.	1		24,036.38	22,675.00			24,036.38	22,675.00
	Fieldsboro Boro.	2	20,000.00	24,404.37	38,632.70			44,404.37	38,632.70
	Florence Twp.	5	8,270.68	639,170.31	386,931.60	141,915.62	14,500.00	647,440.99	543,347.22
	Maple Shade Twp.	1		848,160.77	587,107.41	203,476.18	6,250.00	848,160.77	796,833.59
	Maple Shade Twp.	2		654,470.65	517,233.49	74,564.79		654,470.65	591,798.28
	Medford Twp.	5	172,824.46	829,496.01	425,800.36	195,389.43	51,500.00	1,002,320.47	672,689.79
	Medford Lakes Boro.	2		185,399.43	203,577.91	23,539.68	3,000.00	185,399.43	230,117.59
	Moorestown Twp.	1	131,000.00	988,204.13	701,653.18	230,251.06	75,090.00	1,119,204.13	1,006,994.24
	Moorestown Twp.	2	20,400.00	695,520.01	406,736.00	161,146.77	25,786.00	715,920.01	593,668.77
	Palmyra Boro.	2	22,200.00	150,751.40	174,862.50		3,000.00	172,951.40	177,862.50
	Pemberton Boro.	5	10,000.00	154,021.87	127,977.13	7,648.38	10,000.00	164,021.87	145,625.51
	Pemberton Boro.	7	30,000.00	370,458.48	405,700.00			400,458.48	405,700.00
	Pemberton Twp.	1	43,022.05	409,791.74	309,363.85	141,673.91	3,000.00	452,613.79	454,037.76
	Pemberton Twp.	2		387,738.49		387,738.49		387,738.49	387,738.49
	Barrington Boro.	2		209,592.95	215,708.01	13,047.91	5,000.00	209,592.95	233,755.92
	Bellmawr Boro.	1	12,803.64	303,568.85	283,249.74	56,216.25	250.00	316,772.49	339,715.99
	Berlin Boro.	1	69,000.00	300,043.49	301,660.51	50,675.83	29,254.24	369,043.49	421,590.58
	Berlin Boro.	2	52,000.00	249,217.31	207,985.31	97,229.49	1,500.00	301,217.31	306,714.80
	Brooklawn Boro.	1	4,300.00	65,525.47	55,300.00	5,669.44		69,825.47	60,969.44
	Camden City	1		2,618,650.21	2,362,959.78	429,695.01		2,698,850.21	2,792,654.79
C	Camden City	2	30,047.72	4,917,665.91	4,442,721.90	625,949.40		4,947,713.63	5,068,671.30
A	Cherry Hill Twp.	2	323,852.00	3,398,450.74	2,368,452.00	706,588.58	10,000.00	3,722,302.74	3,085,040.58
M	Clementon Boro.	1	5,000.00	278,193.29	207,266.00	53,782.00	6,500.00	283,193.29	267,548.00
D	Collingswood Boro.	1	54,300.00	490,676.55	399,534.16	96,765.84	5,000.00	544,976.55	501,300.00
E	Collingswood Boro.	2	41,800.00	563,821.17	486,855.16	22,637.50	5,000.00	605,621.17	514,532.66
N	Gloucester City, City	1	58,000.00	405,566.36	409,917.00	21,045.00		463,566.36	430,962.00
	Haddon Twp.	5	25,550.00	722,233.86	522,400.00	170,158.43	24,000.00	747,783.86	716,558.43
	Haddonfield Boro.	5	100,000.00	1,025,312.79	842,267.51	174,606.57	20,000.00	1,125,312.79	1,036,874.08
	Lawnside Boro.	2		140,875.49	118,456.00	27,235.82		140,875.49	145,691.82
	Mt. Ephraim Boro.	1	54,000.00	147,701.12	144,000.00		2,500.00	206,701.12	160,000.00
	Somerdale Boro.	2	9,300.00	201,831.51	188,750.69			211,131.51	188,750.69
	Voorhees Twp.	2	168,618.00	1,145,905.36	529,950.00	759,579.56	1,000.00	1,314,523.36	1,290,529.56
	Winslow Twp.	5	93,377.00	661,523.02	393,700.00	349,055.33		755,300.02	742,755.33
	Avalon Boro.	5	200,000.00	850,689.72	621,271.00	69,011.88	117,490.00	1,050,689.72	807,172.88
C	Cape May City	5	365,643.77	1,238,671.45	919,379.18	162,025.90	79,560.50	1,604,315.22	1,160,965.58
A	Cape May Point Boro.	5		87,657.85	83,900.00			87,657.85	83,900.00
P	Ocean City, City	2		53,632.05	24,335.72	64,940.49		88,658.50	69,276.21
E	Sea Isle City, City	5	50,000.00	783,637.03	553,650.00	253,711.50	3,000.00	833,637.03	810,361.50
	Stone Harbor Boro.	1		275,716.47	127,057.00	58,375.00	25,000.00	275,716.47	210,432.00
M	West Cape May Boro.	2	7,000.00	50,434.15	51,723.49			57,434.15	51,723.49
A	West Wildwood Boro.	1		60,139.28	58,809.91		3,000.00	60,739.28	61,809.91
Y	Wildwood City	1	302,000.00	1,446,846.33	1,190,728.00	426,891.42	40,000.00	1,798,846.33	1,657,619.42

* Golf Utility

TABLE 12: FINANCES OF MUNICIPALLY OPERATED UTILITIES - CONTINUED

		SURPLUS ANTICIPATED	OPERATING INCOME	FROM PROPERTY TAXES	SURPLUS TO MUNICIPALITY	OPERATING COSTS	DEBT SERVICE	CAPITAL IMPROVEMENTS	TOTAL REVENUE	TOTAL EXPENDITURES
CUM	Bridgeton City	5	875,000.00	2,427,145.65		2,511,285.00	93,905.08	122,500.00	3,302,145.65	2,727,690.08
	Millville City	1	66,200.00	824,017.51		684,568.40	116,231.60	13,100.00	890,217.51	813,900.00
	Millville City	2	156,012.14	964,821.32		848,043.00	231,000.00	450.00	1,120,833.46	1,079,493.00
	Millville City	3		117,400.66	54,601.42	187,452.08		250.00	172,002.08	187,702.08
	Vineland City	5	168,700.00	1,178,005.00		901,676.50	198,823.50	208,500.00	1,346,705.00	1,309,000.00
	Vineland City	7	1,000,000.00	26,233,132.35		24,084,952.00	1,246,670.00	1,128,084.00	27,233,132.35	26,459,706.00
	Belleville Twp.	1	10,000.00	940,484.80		1,084,862.31			950,484.80	1,084,862.31
	Bloomfield Twp.	1		1,345,446.84		1,294,540.00	37,500.00		1,345,446.84	1,332,040.00
	Caldwell Twp.	1		305,016.91	23,573.00	355,574.51			328,589.91	355,574.51
	Caldwell Twp.	2		614,397.48		523,508.00	100,359.57		614,397.48	623,867.57
ESEX	Cedar Grove Twp.	1	60,107.00	575,669.50		568,655.00	174,308.70	17,500.00	639,776.50	560,463.70
	Cedar Grove Twp.	2	124,077.50	276,073.45		273,975.00	25,102.50	40,000.00	400,150.55	339,077.50
	Cedar Grove Twp.	9	23,974.00	129,339.94		82,159.00	24,615.00	8,200.00	153,313.94	114,974.00
	East Orange City	1	500,000.00	3,520,113.43	310,000.00	3,172,858.44	122,441.56	200,000.00	4,020,113.43	3,805,300.00
	Essex Fells Twp.	1	183,540.00	730,661.10		729,185.00		50,000.00	913,601.10	779,185.00
	Fairfield Twp.	1	41,600.00	465,542.24		261,450.00	144,800.00	103,850.00	507,142.24	510,100.00
	Fairfield Twp.	2	361,866.53	1,100,974.15		757,092.00	604,380.00	7,000.00	1,462,842.68	1,368,472.00
	Fairfield Twp.	9	5,500.00	132,144.20		47,500.00	55,140.00	15,700.00	137,644.20	118,340.00
	Glen Ridge Twp.	1	29,080.00	248,730.00		251,567.00		33,500.00	277,816.00	285,067.00
	Livingston Twp.	1	58,760.60	729,165.66		812,380.00	45,627.50	42,540.18	787,926.26	900,547.68
LIVINGSTON	Livingston Twp.	9	63,000.00	158,707.00		133,620.00		79,374.00	221,707.00	213,000.00
	Maplewood Twp.	9	12,607.00	255,742.01		180,422.44	63,937.00	18,000.00	268,349.01	262,359.44
	Montclair Twp.	1	88,945.87	1,624,438.64		1,598,329.47	33,027.15	50,000.00	1,713,384.51	1,681,356.62
	Newark City	1	1,948,655.00	18,689,516.12		20,024,048.73	1,196,751.20	2,277,697.49	20,638,231.12	23,498,497.42
	N. Caldwell Twp.	1	2,259.48	254,236.95		273,618.98		5,000.00	256,536.43	293,381.48
	N. Caldwell Twp.	9	3,627.79	151,785.86		91,073.90	58,783.58	12,000.00	155,413.65	161,857.48
	Nutley Twp.	1	300,000.00	792,667.49		1,121,400.00	34,500.00	5,000.00	1,092,667.49	1,160,900.00
	Orange City, Twp.	1	20,000.00	1,183,500.94		1,059,321.72	148,716.50		1,203,900.94	1,208,038.22
	Roseland Boro.	1		330,498.48	44,806.15	281,650.00	50,348.50	55,000.00	375,304.63	386,998.50
	Roseland Boro.	2		140,047.92	74,731.25	183,772.00	31,007.17		214,779.17	214,779.17
S. ORANGE	S. Orange Vill., Twp.	1	165,000.00	760,671.07		893,719.00	52,242.51	15,000.00	925,871.07	960,961.51
	Verona Twp.	1	142,000.00	637,443.10		489,233.12	105,046.88	20,000.00	779,443.10	734,280.00
	Verona Twp.	9	1,832.44	174,658.65	120,000.00	104,787.44	57,294.50	5,000.00	176,691.09	171,081.94
	W. Caldwell Twp.	1	64,000.00	525,393.77		588,677.43	46,736.87	5,000.00	586,393.77	640,414.30
	W. Caldwell Twp.	9	38,500.00	202,864.30		176,795.59	44,474.76	10,000.00	241,364.30	231,270.35
	West Orange Twp.	9		91,631.50	26,213.50	74,680.00	43,080.00		117,845.00	117,760.00
	Clayton Boro.	1		207,718.27		126,864.41	80,369.80		207,718.27	207,234.21
	Deptford Twp.	2	1,080.00	18,217.94		21,488.60			19,297.94	21,488.60
	East Greenwich Twp.	1		143,213.83	7,386.17	78,700.00		72,000.00	150,700.00	150,700.00
	Glassboro Boro.	5	276,453.34	1,139,888.63		1,240,000.00	109,860.00	55,000.00	1,416,341.97	1,404,860.00
GREENWICH	Greenwich Twp.	1		123,286.32	253.68	123,952.74	10,000.00	8,500.00	123,540.00	142,452.74
	Harrison Twp.	2	7,000.00	136,285.72		102,748.88	41,333.33		143,285.72	144,082.21
	National Pk. Boro.	1	20,307.70	82,147.46		66,633.99	6,775.18	13,500.00	102,455.16	86,909.17
	Newfield Boro.	1	15,000.00	95,409.26		95,000.00	36,512.45	4,000.00	110,409.26	99,512.45
	Paulsboro Boro.	5	114,959.09	464,552.57		450,959.09	40,463.97	20,000.00	579,911.66	517,423.06
	Pitman Boro.	5	82,831.00	556,445.19		580,826.87	73,515.87	43,937.60	639,276.19	698,280.34
	Swedesboro Boro.	5	25,633.00	290,626.39		219,770.00	45,205.26	7,500.00	316,459.39	272,475.26
	Wenonah Boro.	1	40,000.00	60,506.58		42,560.00		43,000.00	100,506.58	85,560.00
	Wenonah Boro.	2	65,000.00	95,422.60		70,235.00	11,937.00	46,000.00	160,422.60	128,172.00
	West Deptford Twp.	5	252,310.69	1,511,601.45		1,096,307.94	381,610.38	75,000.00	1,763,312.14	1,552,918.32

TABLE 12: FINANCES OF MUNICIPALLY OPERATED UTILITIES - CONTINUED

		SURPLUS ANTICIPATED	OPERATING INCOME	FROM PROPERTY TAXES	SURPLUS TO MUNICIPALITY	OPERATING COSTS	DEBT SERVICE	CAPITAL IMPROVEMENTS	TOTAL REVENUE	TOTAL EXPENDITURES
G L O U	Westville Boro.	1			350,800.52	295,850.44	51,039.33	9,500.00	350,800.52	356,389.77
	Woodbury City	5	121,905.08		1,418,950.25	1,165,905.08	131,829.71	51,000.00	1,538,855.33	1,348,534.79
	Woodbury Heights Boro.	1	3,500.00		112,699.26	78,104.39	28,529.50		116,399.26	106,633.89
	Woodbury Heights Boro.	2	6,900.00		160,026.31	162,444.17		5,000.00	166,926.31	167,449.17
	Bayonne City	5	609,000.00		3,044,329.78	2,667,636.68	586,934.19		3,653,329.78	3,254,570.87
	East Newark Boro.	1	1,000.00		24,899.25	44,266.71			28,599.25	44,266.71
	Harrison Town	1	53,500.00		609,428.44	692,000.00			662,928.44	692,000.00
H U D S O N	Hoboken City	1	331,018.15		2,476,844.45	2,632,199.40	150,718.75		2,807,862.60	2,824,918.15
	Hoboken City	2	206,400.55		1,197,713.28	896,907.08	489,493.51		1,404,113.87	1,426,400.59
	Jersey City, City	1	3,381,718.00		10,757,549.94	8,706,054.90	4,916,493.77	274,500.00	14,139,667.94	13,897,008.67
	Kearny Town	1			1,603,579.49	1,734,748.74	115,713.76		1,603,979.49	1,850,462.50
	North Bergen Twp.	9	20,000.00		208,330.83	137,537.82	51,402.00		228,330.63	197,557.82
	Secaucus Town	9	7,832.50		243,257.91	239,632.50		8,598.00	251,090.41	239,632.50
	W. New York Town	9	3,736.57		40,666.25	47,270.43			44,602.82	47,270.43
	Bloombsbury Boro.	1			25,147.56	28,560.50	2,031.22		25,147.56	30,591.72
	Clinton Town	1	120,000.00		419,721.16	297,629.00	171,242.90	21,200.00	539,721.16	490,071.90
	Clinton Town	2	43,112.00		492,686.33	248,964.00	138,865.00	41,950.00	535,798.33	429,779.00
H U N T E R	Flemington Boro.	1	60,678.00		167,687.86	126,620.67	64,128.00	23,929.33	228,365.86	214,678.00
	Frenchtown Boro.	2	12,672.73		99,416.52	60,600.00	33,772.73	10,000.00	112,089.25	104,372.73
	Glen Gardner Boro.	1	2,000.00		13,688.13	14,765.13	1,937.00	100.00	15,888.13	16,802.13
	* Glen Gardner Boro.	0	4,800.00		18,200.00	24,200.98		905.58	23,000.00	25,109.56
	Hampton Boro.	1	36,031.00		87,562.87	48,073.39	44,708.00	15,500.00	123,993.87	108,281.39
	High Bridge Boro.	1	22,853.79		67,636.04	115,227.42	26,807.55	1,000.00	110,529.83	143,034.97
	High Bridge Boro.	2	71,866.61		174,092.26	156,753.19	50,480.00	40,000.00	245,958.87	247,233.19
	Holland Twp.	2	15,950.73		112,643.17	80,308.19	34,491.45		131,368.23	114,799.64
	Milford Boro.	1	19,555.06		47,656.38	49,120.59		7,000.00	67,611.44	56,120.59
	Milford Boro.	2	52,086.18		245,749.03	182,337.28	57,748.90		297,835.21	240,086.18
	Stockton Boro.	1	5,158.78		18,619.54	17,308.78		7,150.00	23,976.32	24,458.78
	Stockton Boro.	2	6,421.17		56,168.99	33,671.17	29,550.00	1,050.00	62,590.16	64,271.17
	Hamilton Twp.	2	700,000.00		3,710,367.65	2,861,784.81	1,017,833.59	12,000.00	4,410,367.65	3,891,618.40
	Hightstown Boro.	5	105,000.00		502,451.76	394,245.00	90,806.09	16,000.00	607,451.76	501,051.09
	Hopewell Boro.	1	14,350.00		85,274.63	58,850.00		24,000.00	99,624.63	84,850.00
	Pennington Boro.	1			86,740.28	63,700.00	31,180.00		86,740.28	94,880.00
	Trenton City	1	119,000.00		7,731,346.13	5,427,346.00	1,516,521.47	192,814.00	7,850,346.13	7,536,680.47
	Trenton City	2			4,644,452.16	1,851,506.00	1,620,843.59	17,900.00	4,644,452.16	3,927,108.59
	Trenton City	8			512,543.72	191,543.00	100,052.76	9,000.00	512,543.72	472,986.76
	Cranbury Twp.	1	6,800.00		79,663.63	51,400.00	13,225.00	10,000.00	86,463.63	74,625.00
	E. Brunswick Twp.	1	123,617.00		1,788,314.11	1,239,305.00	649,058.35		1,911,931.11	1,888,363.35
	E. Brunswick Twp.	8	58,000.00		322,230.00	148,400.00	233,809.00		380,230.00	362,209.00
	E. Brunswick Twp.	9	41,473.00		53,485.58	84,941.00			94,956.58	84,941.00
	Edison Twp.	1			2,168,549.74	2,366,374.07	115,658.70	33,500.00	2,378,902.05	2,515,532.77
	Helmetta Boro.	1	8,408.00		35,115.39	39,908.00		5,000.00	43,523.39	44,908.00
	Highland Park Boro.	5			656,690.55	812,454.58			656,690.55	812,454.58
	Metuchen Boro.	9	21,304.00		143,471.54	112,600.00	33,563.00	15,000.00	164,775.54	161,163.00
	Middlesex Boro.	9	12,859.00		92,814.40	79,525.00	21,334.00		105,673.40	100,859.00
	Milltown Boro.	1	6,000.00		230,709.01	175,322.00	39,218.00	7,400.00	236,709.01	221,940.00
	Milltown Boro.	7	234,000.00		2,942,139.59	2,366,000.00	110,000.00	26,620.94	3,176,139.59	2,902,620.94
	New Brunswick City	1			2,260,334.39	2,290,602.29	287,197.71	55,000.00	2,260,334.39	2,632,800.00
	North Brunswick Twp.	1	73,500.00		989,355.00	954,450.00	172,077.42		1,062,855.00	1,126,527.42
	North Brunswick Twp.	2	72,000.00		888,579.76	950,032.23			960,979.76	950,032.23

* Sanitation Utility

TABLE 12: FINANCES OF MUNICIPALLY OPERATED UTILITIES - CONTINUED

		SURPLUS ANTICIPATED	OPERATING FROM PROPERTY INCOME TAXES	SURPLUS TO MUNICIPALITY	OPERATING COSTS	DEBT SERVICE	CAPITAL IMPROVEMENTS	TOTAL REVENUE	TOTAL EXPENDITURES
	Perth Amboy City	1	1,949,204.17		1,900,377.86	213,907.30		1,949,204.17	2,114,285.16
	Perth Amboy City	2	852,992.39		1,125,537.73	195,607.60		852,992.39	1,321,145.33
	Piscataway Twp.	2	310,000.00	2,022,632.75	1,396,715.00	611,525.50		2,332,032.75	2,008,240.50
	Sayreville Boro.	1		1,785,464.16	1,205,600.00	371,981.25	202,000.00	1,785,464.16	1,779,581.25
	South Amboy City	1		364,618.50	377,241.36	21,387.62		398,628.98	398,628.98
M	S. Brunswick Twp.	5	704,872.00	4,200,003.64	2,293,081.00	1,202,145.56	10,000.00	4,904,875.64	3,505,226.56
I	S. Plainfield Boro.	2	140,000.00	1,274,267.63	709,378.31	413,113.93		1,414,267.63	1,122,492.24
D	South River Boro.	1	112,959.00	877,048.10	373,759.00	368,000.00	75,000.00	990,007.10	816,759.00
D	South River Boro.	2	62,916.67		57,660.00	5,256.67		62,916.67	62,916.67
	South River Boro.	7	462,682.49	3,472,327.75	2,880,304.00	37,378.49		3,935,010.24	2,917,682.49
	Spotswood Boro.	5	24,557.59	556,491.42	388,860.00	190,892.25	36,500.00	581,049.01	616,252.25
	Woodbridge Twp.	1		1,022.00	14,458.00			14,458.00	14,458.00
	Woodbridge Twp.	9	7,800.00	94,266.53	70,767.00	23,625.00	1,100.00	117,358.53	95,492.00
	Allenhurst Boro.	5	20,226.19	131,695.29	114,455.30	14,230.89		152,121.48	128,726.19
	Allentown Boro.	1	37,000.00	128,555.00	91,895.56	47,704.44	16,200.00	165,555.00	155,800.00
	Allentown Boro.	2	3,800.00	116,786.18	84,475.00	23,512.70	4,500.00	120,586.18	112,487.70
	Asbury Park City	1		3,579.50		3,579.50		3,579.50	3,579.50
	Asbury Park City	4		1,069,542.32	1,061,515.00		4,485.00	1,069,542.32	1,066,000.00
	Atl. Highlands Boro.	5	21,651.00	391,134.29	320,239.43	55,309.92	17,186.57	412,785.29	392,735.92
	Atl. Highlands Boro.	6	94,950.00	1,055,694.77	700,959.79	86,767.09	149,510.00	1,150,844.77	937,236.88
	Avon-By-The-Sea Boro.	5		337,264.26	252,330.65	50,274.37	1,500.00	337,264.26	304,105.02
	Belmar Boro.	5	252,000.00	893,892.94	789,100.00	76,539.82	55,000.00	1,145,892.94	920,639.82
	Bradley Beach Boro.	2		232,443.18	188,249.51	21,433.00	13,000.00	232,443.18	222,682.51
	Brielle Boro.	5	228,715.83	473,709.03	400,022.00	247,493.83	5,000.00	702,424.86	652,515.83
	Englishtown Boro.	1	2,400.00	46,520.45	42,933.36	15,427.50	4,000.00	49,320.45	62,360.86
M	Englishtown Boro.	2	14,100.64	118,571.38	92,699.76	44,272.81		132,672.02	136,972.57
O	Farmingdale Boro.	1	26,217.05	89,532.02	90,433.72	17,983.33		115,749.07	108,417.05
N	Freehold Boro.	5		1,260,995.50	1,001,077.18	139,186.54	12,000.00	1,260,995.50	1,152,263.72
M	Freehold Twp.	1	75,000.00	855,777.07	371,778.48	529,421.52	8,800.00	970,777.07	910,000.00
O	Highlands Boro.	5	83,350.00	289,657.94	326,838.18	42,983.29	43,910.00	373,207.94	413,731.47
U	Holmdel Twp.	2	23,948.00	286,336.33	218,057.42	106,241.13		310,284.33	324,298.55
T	Holmdel Twp.	9	21,353.00	218,228.88	132,075.00	76,278.00		239,581.88	208,353.00
H	Howell Twp.	2		73,748.07	69,722.00			73,748.07	69,722.00
	Keansburg Boro.	5		101,153.99	12,700.00	88,622.54		101,153.99	101,322.54
	Keyport Boro.	5	70,000.00	444,542.73	273,501.17	111,565.45	3,379.66	514,942.73	388,446.28
	Manalapan Twp.	1	9,300.00	25,322.54	29,800.00		5,000.00	34,622.54	34,800.00
	Manasquan Boro.	4	166,254.50	601,274.45	686,217.00	72,695.00	15,000.00	767,528.95	773,912.00
	Manasquan Boro.	5	67,264.00	424,565.65	471,916.50			492,229.65	471,916.50
	Marlboro Twp.	9	27,781.25	181,919.63	88,200.00	72,481.25	28,000.00	209,700.88	188,681.25
	Matawan Boro.	5	30,000.00	1,129,629.83	908,218.54	122,563.39	5,000.00	1,159,825.83	1,035,781.93
	Aberdeen Twp.	1		578,152.02	355,347.00	274,924.58	5,000.00	718,152.02	635,271.58
	Neptune Twp.	2	20,000.00	1,025,243.23	716,293.58	237,826.92		1,045,243.23	954,120.50
	Neptune City Boro.	2	17,020.00	257,097.66	280,020.00		20,000.00	314,117.66	300,020.00
	Tinton Falls Boro.	2	115,125.00	478,718.14	275,065.21	285,059.79		593,843.14	560,125.00
	Hazlet Twp.	9	20,000.00	183,321.74	122,763.74	65,441.00	10,836.00	203,321.74	199,040.74
	Red Bank Boro.	5	91,000.00	1,027,433.21	1,018,500.00	132,594.17		1,118,433.21	1,151,094.17
	Red Bank Boro.	6		62,000.00			62,000.00	62,000.00	62,000.00
	Roosevelt Boro.	5	16,750.00	103,520.57	83,814.17			120,670.97	83,814.17
	Sea Girt Boro.	5	26,035.66	247,363.71	177,050.00	48,318.66	17,500.00	273,399.37	242,868.66
	South Belmar Boro.	5	5,208.00	229,622.56	163,709.83	13,299.50		235,030.56	177,009.33

TABLE 12: FINANCES OF MUNICIPALLY OPERATED UTILITIES - CONTINUED

		SURPLUS ANTICIPATED	OPERATING FROM PROPERTY INCOME TAXES	SURPLUS TO MUNICIPALITY	OPERATING COSTS	DEBT SERVICE	CAPITAL IMPROVEMENTS	TOTAL REVENUE	TOTAL EXPENDITURES
M	Spring Lake Boro.	5	75,000.00	501,172.05	437,881.25	65,030.50	11,000.00	576,172.05	513,911.75
O	Spring Lake Hgts. Boro.	5	60,725.48	417,160.40	315,337.64	131,587.84	15,000.00	478,485.88	461,925.48
N	Union Beach Boro.	1	4,000.00	275,579.89	186,700.00	59,016.00	5,551.89	279,979.89	251,267.89
	Wall Twp.	5		1,462,590.72	674,210.00	455,722.19	90,000.00	1,462,590.72	1,219,932.19
	Boonton Town	1	1,037.64	487,467.14	479,780.15	150,752.09		488,504.78	630,532.24
	Butler Boro.	1	32,316.50	631,133.81	604,979.00	134,437.50	5,000.00	663,450.31	744,416.50
	Butler Boro.	7	139,866.62	6,947,627.39	6,474,328.70	198,537.92	75,000.00	7,087,494.01	6,747,666.62
	Chatham Boro.	1	61,911.62	202,633.01	203,589.00	5,040.62	75,000.00	264,544.63	283,629.62
	Chatham Twp.	9	30,558.33	134,893.82	137,655.00	20,853.33	3,050.00	165,452.15	161,558.33
	Denville Twp.	1	31,306.87	627,607.68	511,906.87	82,000.00	60,300.00	459,114.55	654,206.87
	Denville Twp.	2	4,696.00	421,022.89	275,730.00	96,000.00	32,200.00	425,718.89	403,930.00
	Dover Town	1	115,000.00	722,687.29	615,948.59	175,471.34	29,360.50	837,687.29	820,780.43
	Dover Town	8		60,674.32	74,301.07	27,198.42	10,800.00	99,674.32	112,299.49
	East Hanover Twp.	1		222,849.41	170,772.76	155,140.75		303,849.41	325,913.51
	Florham Park Boro.	1	29,004.11	306,289.24	216,481.00	70,960.75	8,380.00	335,293.35	295,821.75
	Florham Park Boro.	9	10,472.87	74,023.12	57,059.52	5,313.35	7,000.00	84,495.99	69,372.87
	Hanover Twp.	9	16,200.00	98,251.55	70,900.00		30,000.00	114,551.55	100,900.00
	Harding Twp.	2		15,081.40	13,275.00			15,081.40	13,275.00
	Jefferson Twp.	1		257,795.03	207,222.00	79,026.00	18,000.00	257,795.03	304,248.00
M	Kinnelon Boro.	1		22,411.58	20,196.00		6,000.00	22,411.58	26,196.00
O	Kinnelon Boro.	2		5,294.06	4,500.00			5,294.06	4,500.00
R	Lincoln Park Boro.	1	42,000.00	253,198.69	187,325.74	83,544.79	10,000.00	335,198.69	280,870.53
I	Madison Boro.	1		429,631.30	349,268.28	66,961.05		429,631.30	440,352.02
S	Madison Boro.	7		6,202,736.59	5,332,034.67	202,760.33		6,202,736.59	5,534,795.00
	Mendham Boro.	1	92,744.00	253,200.26	202,687.00	46,794.16	6,000.00	345,944.26	255,481.16
	Mendham Boro.	2	43,000.00	292,708.89	159,132.00	92,879.16		335,706.89	252,011.16
	Mine Hill Twp.	1		46,352.65	64,751.33	36,767.00		101,518.33	101,518.33
	Morris Twp.	2	257,545.66	1,554,668.62	850,929.13	697,416.53		1,812,214.28	1,548,345.66
	Morris Twp.	8	3,500.00	17,554.23	18,750.00		3,500.00	21,054.23	22,250.00
	Morris Twp.	9		210,394.38	150,128.93	88,532.83		238,661.76	238,661.76
	Morris Plains Boro.	9	1,326.00	42,596.00	33,030.00	8,296.00		44,322.00	41,326.00
	Morristown Town	3		3,766,334.48	3,894,140.65	533,854.41	12,000.00	4,084,552.13	4,439,999.06
	Mountain Lakes Boro.	1		179,443.18	168,880.46	14,946.67	18,000.00	179,443.18	201,827.13
	Mountain Lakes Boro.	2		76,241.14	95,950.04			76,241.14	95,950.04
	Mount Oliver Twp.	5		496,683.55	395,683.12	246,356.33		603,059.81	642,052.45
	Netcong Boro.	1	31,902.00	71,628.03	90,202.00		15,000.00	103,730.03	105,202.00
	Netcong Boro.	2	31,861.12	208,855.14	199,077.00	64,584.12		240,716.26	263,661.12
	Parsippany-Troy Hills Twp.	1		2,053,630.43	1,440,657.67	529,537.07	40,682.09	2,053,630.43	2,060,876.83
	Parsippany-Troy Hills Twp.	2		4,405,617.56	3,036,043.91	1,721,114.97	43,500.00	4,405,617.56	4,800,658.88
*	Parsippany-Troy Hills Twp.	0		873,348.75	1,439,675.69	55,000.00		1,278,095.16	1,494,675.69
	Pequannock Twp.	1	60,000.00	313,127.37	249,922.00		98,150.00	373,727.37	348,072.00
	Pequannock Twp.	2		281,030.63	223,626.03	22,775.00	36,580.00	281,030.63	282,981.03
	Riverdale Boro.	1	8,899.58	60,049.50	73,075.00	25,974.58	1,700.00	88,549.08	100,749.58
	Rockaway Boro.	1	108,000.00	245,138.61	284,664.00	53,988.97	32,150.00	353,138.61	370,802.97
	Rockaway Twp.	1		421,400.32	443,481.05	119,799.80		439,496.32	562,880.85
	Roxbury Twp.	1		226,560.79	148,657.00	207,602.09	7,000.00	355,024.01	363,299.09
	Roxbury Twp.	2		855,185.62	406,522.35	351,615.00	227,820.00	955,053.53	985,957.35
	Wharton Boro.	1		234,194.16	155,800.00	48,900.00	10,000.00	234,794.16	214,700.00

* Country Club Utility

TABLE 12: FINANCES OF MUNICIPALLY OPERATED UTILITIES - CONTINUED

		SURPLUS ANTICIPATED	OPERATING FROM PROPERTY INCOME TAXES	SURPLUS TO MUNICIPALITY	OPERATING COSTS	DEBT SERVICE	CAPITAL IMPROVEMENTS	TOTAL REVENUE	TOTAL EXPENDITURES
Barnegat Light Boro.	5	84,700.00	242,263.14		131,299.99	110,360.95	25,000.00	326,963.14	266,660.94
Beach Haven Boro.	1	80,517.75	174,747.72		176,224.00	16,293.75	30,000.00	255,265.47	222,517.75
Beachwood Boro.	1	51,801.45	237,778.17		166,514.00	57,490.33	22,875.00	289,579.62	246,879.33
Brick Twp.	2	21,331.25				21,331.25		21,331.25	21,331.25
* Dover Twp.	0	48,304.51	377,912.15	16,300.00	446,493.47			426,216.66	446,493.47
Harvey Cedars Boro.	5	59,000.00	291,255.91		169,350.00	91,024.19	15,605.00	350,255.91	275,979.19
Island Heights Boro.	5	4,609.20	103,102.19		134,755.00	5,973.25	1,000.00	107,711.39	141,728.25
Jackson Twp.	1	24,370.00	66,028.67		68,909.21	11,300.00	5,500.00	90,398.67	85,709.21
Lakehurst Boro.	5	19,800.00	273,168.04		198,100.00	49,345.00	18,000.00	292,568.04	265,445.00
Lavallette Boro.	5	166,400.00	515,158.39		227,650.00	176,000.00	268,250.00	881,558.39	671,900.00
Lavallette Boro.	7	67,000.00	808,648.24		879,441.62			875,898.24	879,441.62
O Long Beach Twp.	1	1,000.00	162,076.80		167,438.40	5,146.18	9,440.37	163,076.80	182,024.95
C Ocean Gate Boro.	1	8,000.00	62,674.90		51,600.00	15,000.00	3,000.00	70,674.90	69,600.00
E Ocean Gate Boro.	2		224,539.69		40,030.00	15,054.00	3,000.00	224,539.69	58,084.00
A Pine Beach Boro.	1	6,500.00	52,675.69		32,573.75	14,906.25	10,500.00	59,175.69	58,000.00
N Pt. Pleasant Boro.	1	30,000.00	454,231.82		387,287.50	63,753.96	4,400.00	484,331.82	455,441.40
Pt. Pleasant Boro.	2	1,061,779.17			529,532.02	499,270.97		1,061,779.17	1,028,802.99
Pt. Pleasant Beach Boro.	5	137,000.00	819,707.53		693,550.00	115,325.00	8,125.00	956,707.53	817,000.00
Seaside Heights Boro.	5	53,872.00	405,293.46		249,749.00	189,956.00		459,165.46	439,705.00
Seaside Heights Boro.	7	93,617.00	2,108,116.04		1,857,045.00	75,100.00	6,400.00	2,201,733.04	1,938,545.00
Seaside Park Boro.	5	125,500.00	366,525.52		330,000.00	80,000.00	20,000.00	492,025.52	430,000.00
Ship Bottom Boro.	5	32,000.00	147,592.68		149,400.00		1,500.00	179,592.68	150,900.00
Surf City Boro.	5	125,400.00	388,225.61		402,730.00	31,070.00	14,000.00	513,625.61	447,800.00
Clifton City	1		5,915.75			5,915.75		5,915.75	5,915.75
Haledon Boro.	1	13,800.00	316,406.24		393,328.82	25,271.18	500.00	330,406.24	419,100.00
P Hawthorne Boro.	1	100,000.00	757,529.54		606,735.00	171,425.00	53,500.00	857,925.54	831,660.00
A Ringwood Boro.	1	94,000.00	422,311.23		320,550.00	165,250.00	12,200.00	516,311.23	504,000.00
S Totowa Boro.	1		579,110.07		527,130.00	11,674.38	15,000.00	579,110.07	553,804.38
S Totowa Boro.	9		37,309.80	4,772.04	26,307.80	14,740.96		42,081.84	43,048.76
A Wanaque Boro.	1	37,600.00	328,587.47		285,426.28	101,573.72	10,000.00	366,187.47	397,000.00
I Wayne Twp.	1	100,000.00	1,696,091.62		1,499,229.37	503,880.04		1,996,091.62	1,943,109.41
C Wayne Twp.	2	147,000.00	3,055,046.15		2,161,819.64	849,406.31	484,600.00	3,502,046.15	3,495,825.95
West Paterson Boro.	1	24,765.00	184,122.65		168,039.11	19,972.50	19,674.69	208,887.65	207,686.30
S Elmer Boro.	1	105.00	56,416.02		36,550.00	49,205.00	3,000.00	96,521.02	88,755.00
A Oldmans Twp.	1		6,657.00	4,644.76	9,840.66	2,126.66		11,501.76	11,967.32
L Pennsville Twp.	1		336,304.83	285,637.13	492,043.75	27,035.89	106,000.00	621,941.96	625,079.64
E Salem City	5	67,381.81	520,522.88		425,845.53	86,737.12	27,000.00	587,904.69	539,582.65
M Woodstown Boro.	1	25,134.38	116,512.26		68,900.00	25,134.38	3,400.00	141,646.64	97,434.38
Bedminster Twp.	2	38,317.70	128,445.66		136,442.91		28,046.09	166,363.36	164,489.00
S Branchburg Twp.	2		515,233.83	197,284.56	578,951.76	119,449.17	22,190.00	712,518.39	720,590.93
O Bridgewater Twp.	2	32,543.08	1,869,761.98		1,380,256.03	620,701.75		1,902,305.06	2,000,957.78
M Bridgewater Twp.	9		206,634.42	119,292.50	199,554.00	126,372.92		325,926.92	325,926.92
Franklin Twp.	1	75,000.00	1,005,880.87		925,782.00	135,945.46	20,000.00	1,080,880.87	1,081,727.40
** Green Brook Twp.	2	40,872.48	137,075.94		132,966.94	21,905.54	15,000.00	177,948.42	169,872.48
*** Green Brook Twp.	2		1,026.52		3,000.00			1,026.52	3,000.00

* Golf Utility

** Sewer Utility #1

*** Sewer Utility #2

TABLE 12: FINANCES OF MUNICIPALLY OPERATED UTILITIES - CONTINUED

		SURPLUS ANTICIPATED	OPERATING FROM PROPERTY INCOME TAXES	SURPLUS TO MUNICIPALITY	OPERATING COSTS	DEBT SERVICE	CAPITAL IMPROVEMENTS	TOTAL REVENUE	TOTAL EXPENDITURES
	Manville Boro.	1		308,973.11	339,381.00	50,378.65	5,000.00	308,973.11	394,755.65
S	Peapack-Gladstone Boro.	1	8,367.14	126,488.28	183,473.00	14,269.80	1,900.00	134,855.42	199,642.80
O	Peapack-Gladstone Boro.	2		158,627.33	128,578.00	108,826.47	8,000.00	231,385.63	245,204.47
M	Rocky Hill Boro.	5		102,278.72	89,949.93	21,941.87	2,000.00	122,608.72	113,891.60
	Somerville Boro.	2	688,885.15		591,812.32			688,885.15	591,812.32
	Andover Boro.	1	3,723.77	17,594.50	22,199.08		1,000.00	21,716.27	23,199.08
	Branchville Boro.	1		31,420.48	56,350.44		8,000.00	64,350.44	64,350.44
S	Franklin Boro.	5	55,000.00	251,540.86	183,762.17	99,044.17	10,000.00	306,540.86	292,806.34
U	Hamburg Boro.	1	32,099.72	61,322.93	65,043.98	18,732.50	10,750.00	93,422.65	94,526.48
S	Newton Town	5	125,000.00	352,414.20	348,677.12	83,804.68	18,000.00	517,414.20	450,481.80
S	Ogdensburg Boro.	1	27,446.10	78,698.78	82,863.75	22,086.25	5,000.00	106,144.88	109,950.00
E	Sparta Twp.	1		4,653.79	3,240.00			4,693.79	3,240.00
X	Sparta Twp.	2		15,813.52	17,500.00			15,813.52	17,500.00
	Stanhope Boro.	1	14,323.32	89,732.44	101,240.00	2,083.32		104,055.76	103,323.32
	Stanhope Boro.	2	18,000.00	265,368.10	205,500.00	93,732.98		283,368.10	299,232.98
	Sussex Boro.	5	40,679.07	112,117.01	134,133.44	18,545.63	8,000.00	152,796.08	160,679.07
	Clark Twp.	9	11,838.34	131,574.56	64,775.83	90,068.34	1,292.40	143,812.90	156,136.57
	Cranford Twp.	9	12,865.00	626,888.85	397,246.38	140,576.25	23,138.00	639,753.85	560,960.63
U	Elizabeth City	1	746,050.00	4,885,654.36	3,711,022.41		166,000.00	5,631,744.36	3,877,022.41
I	Elizabeth City	2		2,753,596.99	2,508,825.00		100,000.00	2,753,596.99	3,100,000.00
N	Fanwood Boro.	2		135,210.42	115,105.00			135,210.42	115,105.00
	Hillside Twp.	9	12,788.00	128,457.82	116,320.00	17,127.00	500.00	141,245.82	133,947.00
	Mountainside Boro.	9	11,500.00	105,160.02	70,957.00	22,502.50	11,310.00	116,660.02	104,769.50
	Plainfield City	2		1,079,093.40	1,079,841.96			1,079,093.40	1,079,841.96
*	Plainfield City	0		211,128.86	192,827.35	51,000.00		211,128.86	243,827.35
	Rahway City	1	299,172.30	1,382,587.84	1,383,104.80	294,259.50	70,000.00	1,682,160.14	1,747,364.30
	Roselle Park Boro.	2	60,000.00	196,244.23	207,966.00			256,244.23	207,966.00
	Springfield Twp.	9	22,000.00	183,056.61	149,880.00	33,120.00	2,000.00	205,056.61	185,000.00
	Summit City	2	628,537.86	118,633.54	636,191.13	101,208.68	20,000.00	747,171.40	757,395.81
	Union Twp.	2		1,002,350.62	936,000.00	60,000.00		1,002,350.62	1,038,000.00
	Westfield Town	9	12,300.00	255,170.30	138,600.00	75,120.00	4,780.00	267,470.30	218,500.00
W	Alpha Boro.	1	5,902.00	52,533.43	53,770.00		30,000.00	58,835.43	83,770.00
A	Alpha Boro.	2	24,028.86	108,678.68	85,337.69	48,841.17		132,707.54	134,178.60
R	Alpha Boro.	9		37,660.24	33,123.80			37,660.24	33,123.80
R	Lopatcong Twp.	2	151,277.25	140,070.90	145,776.25	23,801.00	120,000.00	291,346.15	289,577.25
E	Pohatcong Twp.	2	9,815.52	59,642.14	52,800.90	43,656.38	5,000.00	109,457.66	101,457.28
N									

4 Transfer Station Utility

Total 1981	31,386,307	291,503,018	3,285,480	1,989,937	252,777,197	51,441,463	11,042,409	326,158,506	317,251,010
Total 1980	22,923,222	266,531,991	5,432,219	3,842,734	218,444,405	42,936,065	9,257,240	294,887,431	274,480,446
Total 1979	16,474,716	229,785,273	5,058,700	1,686,193	185,906,590	43,682,049	11,668,921	251,318,689	242,943,753
Total 1978	15,990,620	200,911,317	8,805,011	1,939,895	162,193,119	44,795,980	9,540,999	225,706,949	218,469,995
Total 1977	15,739,984	183,333,057	6,005,936	1,918,660	147,888,377	38,113,780	8,225,015	205,064,485	196,152,151

GENERAL REVENUE SHARING UTILIZATION BY ALL LOCAL UNITS OF NEW JERSEY FOR THE YEAR 1981

Depicted below are the General Revenue Sharing budgeted receipts realized in cash and interest, earned on entitlement, by the State's counties and municipalities in 1981. Also shown are the utilization of these receipts in accordance with the "priority categories" established by the "State and Local Fiscal Assistance Act of 1972."

	COUNTIES	MUNICIPALITIES	GRAND TOTAL
BUDGETED RECEIPTS 1981	\$ 53,700,713.50	\$ 98,315,055.04	\$ 152,015,768.54
INTEREST EARNED ON ABOVE	3,232,658.39	2,063,291.40	5,295,949.79
TOTAL RECEIPTS 1981	\$ 56,933,371.89	\$ 100,378,346.44	\$ 157,311,718.33
BUDGETED EXPENDITURES			
<u>Operation and Maintenance</u>			
A. Public Safety	\$ 8,296,878.28	\$ 69,879,566.53	\$ 78,176,444.81
B. Environmental Protection	147,571.00	12,789,530.21	12,937,101.21
C. Public Transportation	4,276,905.52	7,392,438.77	11,669,344.29
D. Health	34,018,363.88	405,201.41	34,423,565.29
E. Recreation	1,718,446.00	716,208.44	2,434,654.44
F. Libraries	-0-	1,056,332.19	1,056,332.19
G. Social Services for Aged/Poor	751,001.66	439,270.22	1,190,271.88
H. Financial Administration	1,756,481.72	3,667,746.37	5,424,228.09
Total Operations and Maintenance	\$ 50,965,648.06	\$ 96,346,294.14	\$ 147,311,942.20
<u>Capital Expenditures</u>			
Road Projects	\$ 1,691,219.75	\$ 739,487.41	\$ 2,430,707.16
Equipment Purchases	819,575.00	524,752.53	1,344,327.53
Construction and Reconstruction Buildings	1,625,458.08	807,688.21	2,433,146.29
Other Capital Improvements	1,831,471.00	1,211,432.09	3,042,903.09
Capital Improvement Fund	-0-	748,692.06	748,692.06
Total Capital Expenditures	\$ 5,967,723.83	\$ 4,032,052.30	\$ 9,999,776.13
TOTAL EXPENDITURES	\$ 56,933,371.89	\$ 100,378,346.44	\$ 157,311,718.33

On each municipal page, under the name of the local unit, there appears the statutory form of government. An explanation of the various forms presently in operation are as follows:

Borough - an elected council usually consisting of six members with both administrative and policy making powers and an elected mayor with limited authority for administration.

Commission - (commonly referred to as the Walsh Act) is comprised of an elected governing body of three or five members (determined by population class). This body has both legislative and administrative authority.

Township Committee - an elected governing body usually consisting of three or five members with legislative and administrative authority.

Town Council - structurally similar to the borough form with a separately elected mayor and council deviating in size according to the number of wards.

Village - an elected body of five trustees with both legislative and administrative authority. (There are only (3) villages in the State at present.)

Mayor-Council - includes referendum charter forms authorized between 1897 and 1908 and special charters approved by the Legislature. Its constituency varies in size.

Council Manager Act of 1923 - an elected body of five, seven, or nine members which appoints its mayor and other officers. It appoints a municipal manager who is given authority to administer the local unit.

OPTIONAL MUNICIPAL CHARTER LAW OF 1950

Council-Manager - an elected policy-making council of five, seven or nine members (at discretion of voters) which appoints its mayor, a municipal clerk and a municipal manager who has authority and responsibility for overall municipal administration. This form differs from the 1923 form in the greater degree of discretion in both council representation and administrative organization.

Mayor-Council - an elected policy-making body of five, seven or nine members (voter's option) and a separately elected mayor with authority and responsibility for overall administration including the appointment of a business administrator to direct the department of administration required under this plan.

Small Municipality - an elected policy-making body of three, five or seven members including a mayor elected by the voters or the council who has authority for overall administration of the unit. This form of government is limited to units with less than 12,000 persons.

OPTIONAL COUNTY CHARTER LAW OF 1972

County Executive Plan - an elected board of chosen freeholders of five, seven or nine members and an elected county executive who is authorized to supervise, direct and control all county administrative departments.

County Manager Plan - an elected board of chosen freeholders of five, seven or nine members and an appointed county manager who is authorized to supervise, direct and control all county administrative departments.

County Supervisor Plan - an elected board of chosen freeholders of five, seven or nine members and an elected county supervisor. The legislative power is vested in the board of chosen freeholders; the executive power is exercised by the county supervisor.

County Board President Plan - an elected board of chosen freeholders of five, seven or nine members who elect a board president who presides at board meetings and oversees the work of the appointed administrator.

COUNTY LOCAL HEALTH SERVICES TAX (R.S. 26:3A2-19)

These property taxes are levied in each municipality which provides local health services through agreement with the County Health Department, pursuant to the Local Health Services Act of 1975 and comprise the annual operating budget of the County Health Department.

COUNTY VOCATIONAL SCHOOL TAX (R.S. 18A:54-16.5)

These property taxes are levied pursuant to Chapter 30, Laws of 1977 for support of the County Vocational School only in third class counties with population between 70,000 and 120,000.

COUNTY LOCAL HEALTH SERVICES TAXATLANTIC COUNTY

Absecon City	\$ 46,638.37
Brigantine City	134,734.26
Buena Borough	16,820.68
Buena Vista Township	35,156.94
Corbin City	1,503.55
Egg Harbor City	17,898.32
Egg Harbor Township	132,984.39
Estell Manor City	8,347.70
Folsom Borough	11,623.97
Galloway Township	91,558.92
Hamilton Township	100,119.50
Hammonton Town	61,360.26
Linwood City	55,549.57
Longport Borough	53,601.60
Margate City	165,543.96
Mullica Township	29,768.74
Northfield City	60,232.88
Pleasantville City	55,517.23
Port Republic City	8,228.12
Somers Point City	71,589.71
Ventnor City	141,461.05
Weymouth Township	6,476.28

ATLANTIC COUNTY TOTAL \$ 1,306,716.00

CAMDEN COUNTY

Audubon Borough	\$ 45,162.71
Audubon Park	1,341.12
Barrington Borough	37,107.22
Bellmawr Borough	60,263.34
Berlin Borough	36,208.23
Berlin Township	25,010.38
Brooklawn Borough	9,719.64
Camden City	173,929.17
Chesilhurst Borough	5,177.47
Clementon Borough	21,928.53
Collingswood Borough	64,966.92
Gibbsboro Borough	12,875.98
Gloucester City	50,441.05

Gloucester Township	\$ 213,482.12
Haddon Township	83,415.68
Haddonfield Borough	103,793.59
Haddon Heights Boro.	44,623.32
Hi-Nella Borough	3,165.67
Laurel Spring Boro.	10,926.20
Lawnside Borough	16,937.73
Lindenwold Borough	59,830.59
Magnolia Borough	20,666.44
Merchantville Boro.	20,639.79
Mt. Ephraim Borough	22,455.97
Oaklyn Borough	19,738.93
Pennsauken Township	216,673.49
Pine Hill Borough	28,133.44
Pine Valley Borough	520.74
Runnemede Borough	38,549.10
Somerdale Borough	23,690.09
Stratford Borough	37,640.29
Tavistock Borough	326.37
Voorhees Township	113,979.74
Waterford Township	42,760.00
Winslow Township	93,407.60
Woodlynne Borough	7,633.35

CAMDEN COUNTY TOTAL \$1,767,122.00

CUMBERLAND COUNTY

Bridgeton City	\$ 75,354.46
Commercial Township	17,156.40
Deerfield Township	16,642.08
Downe Township	11,147.97
Fairfield Township	20,371.55
Greenwich Township	8,066.70
Hopewell Township	27,260.71
Lawrence Township	13,376.77
Maurice River Twp.	23,757.05
Millville City	150,979.67
Shiloh Borough	2,233.28
Stow Creek Township	8,768.70
Upper Deerfield Twp.	51,537.66

CUMBERLAND COUNTY TOTAL \$ 426,653.00

MONMOUTH COUNTY

Allentown Borough	\$ 3,499.17
Atlantic Highland Boro.	11,454.05
Avon-By-The-Sea Boro.	7,345.24
Belmar Boro.	16,082.66
Englishtown Borough	2,011.80
Farmingdale Borough	2,957.45
Manasquan Borough	20,184.72
Marlboro Township	46,361.80
Neptune City Borough	9,388.11
Roosevelt Borough	1,655.56
South Belmar Borough	3,514.88
Wall Township	54,556.56

MONMOUTH COUNTY TOTAL \$ 179,012.00

OCEAN COUNTY

Barnegat Township	\$ 54,528.79
Barnegat Light Boro.	32,956.13
Bay Head Borough	38,693.82
Beach Haven Borough	58,515.10
Beachwood Borough	42,209.12
Berkeley Township	221,151.51
Brick Township	431,749.39
Dover Township	618,099.77
Eagleswood Township	10,103.77
Harvey Cedars Borough	36,962.95
Island Heights Boro.	12,696.57
Jackson Township	155,946.10
Lacey Township	156,659.53
Lakehurst Borough	9,614.45
Lakewood Township	226,026.94
Lavallette Borough	66,799.51
Little Egg Harbor Twp.	87,289.74
Long Beach Township	224,986.68
Manchester Township	206,838.55
Mantoloking Borough	32,974.96
Ocean Township	43,563.51
Ocean Gate Borough	11,397.71
Pine Beach Borough	15,118.22

TABLE 13 (con't)

COUNTY LOCAL HEALTH SERVICES TAX (con't)

Plumstead Township	\$ 24,536.51
Pt. Pleasant Borough	137,295.24
Pt. Pleasant Beach Boro.	72,859.31
Seaside Heights Boro.	43,962.06
Seaside Park Borough	47,309.81
Ship Bottom Borough	41,088.57
S. Toms River Boro.	15,527.69
Stafford Township	137,839.95
Surf City Borough	55,683.06
Tuckerton Borough	19,014.98
OCEAN COUNTY TOTAL	\$3,390,000.00

COUNTY VOCATIONAL SCHOOL TAXHUDSON COUNTY
VOCATIONAL SCHOOL TAXES

East Newark Borough	\$ 32,658.63
Guttenberg Town	124,812.25
Harrison Town	273,374.18
Hoboken City	338,721.48
Jersey City City	1,824,004.57
Kearny Town	935,968.99
North Bergen Township	893,491.10
Secaucus Town	721,085.85
Union City City	445,871.27
Weehawken Township	160,103.22
West New York Town	353,833.46

HUDSON COUNTY TOTAL \$ 6,103,925.00

SUSSEX COUNTY
VOCATIONAL SCHOOL TAXES

Andover Borough	\$ 15,057.73
Andover Township	105,144.52
Branchville Boro.	22,888.86
Byram Township	160,975.49
Frankford Township	108,885.89
Franklin Borough	72,280.23
Fredon Township	55,563.22
Green Township	50,119.19
Hamburg Borough	36,856.22
Hampton Township	94,234.72
Hardyston Township	109,877.63
Hopatcong Borough	307,082.20
Lafayette Township	42,201.70
Montague Township	63,745.85
Newton Town	117,614.55
Ogdensburg Borough	55,036.88
Sandyston Township	43,791.37
Sparta Township	369,376.51
Stanhope Borough	60,329.63
Stillwater Township	81,547.12
Sussex Borough	32,071.60
Vernon Township	394,560.53
Walpack Township	1,356.65
Wantage Township	169,186.71

SUSSEX COUNTY TOTAL \$2,569,785.00

WARREN COUNTY
VOCATIONAL SCHOOL TAXES

Allamuchy Township	\$ 47,640.92
Alpha Borough	25,942.78
Belvidere Town	33,090.12
Franklin Township	27,178.35
Frelinghuysen Twp.	23,908.36
Greenwich Twp.	22,749.67
Hackettstown Twp.	94,791.31
Hardwick Township	80,036.19
Harmony Township	37,489.15
Hope Township	24,049.66
Independence Twp.	42,717.48
Knowlton Township	27,243.49
Liberty Township	24,124.30
Lopatcong Township	63,226.84
Mansfield Township	65,962.66
Oxford Township	10,800.02
Pahaquarry Township	314.97
Phillipsburg Town	129,540.40
Pohatcong Township	48,488.25
Washington Borough	69,974.95
Washington Township	55,419.51
White Township	74,091.61

WARREN COUNTY TOTAL \$ 968,980.99

GLOSSARY

ANNUAL BUDGET: the governing body of each local unit is required by law to adopt a budget for each calendar year. The law is N.J.S. 40A:4-1 et. seq., known as the "local budget law." Every municipality and county in New Jersey operates on a full cash basis.

ANNUAL DEBT STATEMENT: sworn statement filed by law by the chief financial officer of the local unit, attesting to the debt condition of the local unit. The law is N.J.S. 40A:2-1 et. seq., known as the "local bond law."

ASSESSED VALUATION: the proportional value of property assessed for real property taxation as determined by the local assessor whose jurisdiction extends over a municipal area. (See Net Valuation Taxable.)

ASSESSMENT OF TAXES: the process of levying property taxes proportioned to property value. The expenditure report line with this title includes expenditures incurred for supervision and maintenance of appraisal and assessment records, tax map preparation and maintenance, revaluation programs, and other activities of the local assessor and the County Board of Taxation.

AUTHORITIES: corporate public agencies created to perform specific functions within a local unit or region. Authorities have power to levy and collect service charges, incur debt, and operate autonomously.

AUTHORITY DEBT: indebtedness of an authority outstanding on the date specified.

BANK CORP. TAX: applies to all banks and banking associations, organized under the authority of New Jersey and whose principal place of business is New Jersey. This tax was a county and municipal tax prior to 1970. The rate was increased from 3/4% to 1 1/2% in 1970 on the value of common and preferred stock, and provision was made for the distribution of 1/2 the proceeds to state for general state purposes, the other half is equally divided by the county and municipality in which the bank(s) is located. Recently enacted legislation (c. 170 P.L. 1975) repeals the Bank Stock Tax Act and renders banks taxable under the Corporation Business Tax Act. Banks will be taxable upon their net income and net worth as in the case of corporations commencing in 1976. Distribution of this tax remains unchanged.

BOND ORDINANCE: an ordinance adopted by the governing body of the local unit providing for the authorization of bonded indebtedness and repayment obligations under N.J.S. 40A:2-1 et. seq., known as the "local bond law."

BOND RATINGS: the credit rating assigned to a municipality or county by two agencies recognized as experts in the field of appraisal of local government finances. It will be noted that all local units are not rated. At present, both services -- Moody's and Standard and Poor's -- when a bond issue is sold and if the local unit does not contract with either of the two rating organizations for a credit rating, the rating previously given is withdrawn.

CAPITAL DEBT: the long-term or short-term indebtedness authorized by bond ordinance for expenditures of a capital nature.

CAPITAL DEBT ISSUED AND OUTSTANDING: principal amount of all capital debt issued and unpaid on the date specified.

CAPITAL IMPROVEMENTS: the capital improvement expenditure data in this report includes: down payments on improvements (a 5% down payment is required in the "local bond law" when making an appropriation for improvement by ordinance), "Capital Improvement Fund" (which may be used to provide the necessary down payment or may be used to finance the improvement in whole or in part through an ordinance appropriation), and other capital improvement appropriations for capital projects or items of equipment such as fire engines, road scrapers, ambulances, etc.

CAPITAL OUTLAY: expenditures by ordinance or budget appropriation for the construction, purchase, or improvement of fixed assets such as buildings and equipment, parks and playgrounds, vehicular equipment, streets, roads, sidewalks, storm sewers, etc. (See list of Capital Outlay on individual pages of local units.)

CASH BASIS BUDGET: a balanced budget, showing that there will be sufficient cash collected during the year to meet all debt service requirements, necessary operations of the local unit, and any mandatory payments required.

CHIEF FINANCIAL OFFICER: means the Director of Revenue and Finance, Comptroller, Treasurer, Collector or other financial officer of a municipality, or the treasurer of a county.

CORRECTIONAL AND PENAL: emergency shelters for minors accused of a crime: penitentiaries, jails, and detention houses.

COUNTY: a local unit of government governed by a Board of Chosen Freeholders. The County is responsible for welfare, education, tax assessment, elections, etc. (There are 21 counties in New Jersey.)

COUNTY EQUALIZATION RATIO: the equalization ratio used by the County Board of Taxation to calculate column 11 of the County Abstract of Ratables.

COUNTY EXTENSION SERVICES: farm and home demonstrations, 4-H Clubs, and related activities.

COUNTY TAXES: the amount paid by the municipality to the county for the municipal share of the county tax levy as apportioned by the County Board of Taxation.

CURRENT FINANCES: the current financial position of a local unit as reflected in its condensed current fund balance sheet for the fiscal year reported.

DEBT LIMITATION: the statutory debt limit in New Jersey is 3 1/2% for municipalities and 2% for counties, computed on the "equalized valuation basis."

DEBT SERVICE: the payment made by the local unit of the principal, interest and other charges on the obligations issued by it whether temporary or permanent.

DEDUCTIONS (FROM GROSS DEBT TO CALCULATE NET DEBT): the "local bond law" defines the methods for calculating the deductible portion of gross capital debt. All school debt within the statutory limit is deductible. All self-liquidating or utility debt is deductible if the utility is self-sustaining. If the utility is not self-sustaining, the operating deficit is capitalized at 5% and becomes a charge against the debt limit of the municipality. The deductions from other debt come about through funds on hand, accounts receivable, and similar specific items allowable as deductions. Also bonds authorized by another Public Body to be guaranteed by the municipality are deductible.

DEFERRED CHARGES: unbudgeted expenditures, payment of prior year's bills, deferred charges to future taxation.

DELINQUENT TAXES: all taxes unpaid at the close of the year.

DISTRICT SCHOOL TAXES: Payments to the local school district, regional school district and consolidated school district for the support of the school budget.

EFFECTIVE TAX RATE: the effective tax rate is the tax rate which would apply if the property taxed were assessed at true value. Because New Jersey defines true value as market value, and conducts a statistically designed sales ratio program in order to calculate state promulgated equalization ratios, the effective property tax rate for New Jersey municipalities is the general tax rate multiplied by the equalization ratio.

ENVIRONMENTAL INSPECTION AND CONTROL: the expenditure line in this report includes these activities: code enforcement; building inspection; plumbing inspection; electrical inspection; elevator inspection; gas inspection; air conditioning inspection; heating plant inspections; housing and rooming house inspection; air pollution control; water pollution control; and sanitary inspections of nursing homes, hotels, motels, and trailer camps.

EQUALIZATION RATIO: the ratio of assessed value to true (market) value of real property.

EQUALIZED VALUATION: the true (market) value of real property, calculated by dividing the assessed value by the equalization ratio (see also State Equalized Value).

EQUALIZED VALUATION BASIS: the average of the three (3) preceding years of the sum total of: (a) the aggregate equalized valuations of real property as certified in the Table of Equalized Valuations published by the Director of the Division of Taxation of the Department of the Treasury on October 1st of each year; and (b) the assessed valuation of Class II railroad property as set forth in the Table of Equalized Valuations referred to in (a) above.

EXPENDITURES: actual cash disbursements plus amounts reserved to meet bills incurred during the year but unpaid at the close of the calendar year.

FISCAL YEAR: the fiscal year of all New Jersey counties and municipalities is the calendar year.

GENERAL TAX RATE: the general tax rate is the rate applied to the net taxable assessed valuation of a municipality to yield the required tax levy. It is the rate shown on the County Abstract of Ratables and on the tax bill. Because of varying assessment practices, it is a rate which has no meaning in comparative tax rate studies.

GROSS DEBT: includes all bonds and notes authorized or guaranteed by a local unit or a school district, whether or not issued. Does not include tax anticipation notes, emergency notes, special emergency notes, or utility revenue notes.

HEALTH SERVICES EXCEPT ENVIRONMENTAL: the municipal expenditure line in this report includes these activities: health boards and departments; physicians; visiting nurses; morgues; vital statistics; disease control; food; drug; food handling inspections; public baths; municipal child evaluation centers; municipal deprived children care; contributions to health organizations; narcotics centers; diagnostic centers; mental health and similar activities. The county expenditure line includes those of these activities not reported as a separate activity.

HUMAN RESOURCES: the expenditure line in this report includes activities such as those for youth, aging, Senior Citizens, child care centers, anti-poverty programs, head-start programs, etc.

LAND RECLAMATION AND CONSERVATION: the municipal expenditure line in this report includes these activities: water policy and conservation; flood prevention and damage; and conservation of natural resources.

LINE ITEM: a budget line item is an appropriation or a specific anticipated revenue. A property line item is an entry on the tax rolls.

LOCAL PURPOSE TAXES: the amount of taxes assessed to support the municipal budget (i.e. to operate and maintain the municipality and provide for municipal debt service.)

LOCAL UNIT: a county or municipality.

MOODY RATING: the Moody Rating is the credit rating given by the Moody's Investors Service.

MUNICIPAL FUNCTIONS: expenditures necessary to operate the municipality and provide the services required.

MUNICIPAL PUBLIC UTILITY: an agency created to perform specific functions within a municipal, county, or regional area. Operations are separate and distinct from the local unit, but not autonomous with respect to it. There are now eleven types of municipal utilities in New Jersey: airport, beach, water, water and sewer, sewer, harbor, electric, parking, swimming pool, golf course and sanitation.

MUNICIPALITY: a municipal corporation (there are no unincorporated territories in New Jersey). The name of a New Jersey municipality (i.e., city, town, township, borough, or village) does not indicate size, population or form of government.

NET DEBT: the amount of authorized debt remaining after statutory deductions are taken. The present law limits the amount of net debt for municipalities to 3 1/2% of equalized valuation basis for the sum of municipal and school debt. The present law limits the amount of net debt for counties to 2% of equalized valuation basis.

NET VALUATION ON WHICH COUNTY TAXES ARE APPORTIONED: this figure is taken from column 11 of the County Abstract of Ratables. It includes the County equalization of net valuation taxable, plus several statutory adjustments, plus an equivalent valuation for the business personalty taxes collected and replaced by the State.

NET VALUATION TAXABLE: the assessed valuation of real property, excluding Class II railroad property, over which property taxes are levied. Telephone and telegraph equipment are assessed locally, and are included in this figure.

OTHER JUDICIAL: court attendants and services of court reporters.

OTHER PUBLIC WORKS: the expenditure line in this report includes these activities: motor vehicle maintenance and fueling; public works equipment purchase and maintenance; general administration of public works; recreational flying fields; transportation capital expenditures; marine and harbor improvements; water system and improvements; feasibility studies; and purchase of municipal utilities.

OTHER REVENUES, REVENUE SHARING TAX EFFORT: includes realized alcohol beverage licenses, interest and costs on taxes and building permits, as well as any other miscellaneous licenses and permits reported in the budget.

PARCEL: a parcel is a piece of property entered on the tax map as one unit and carried on the tax rolls for assessment and tax collection purposes as one unit.

PER CAPITA FIGURES: computations are based upon the estimated population for the report year. Care should be taken in using these figures for comparative purposes, since all services included are not necessarily provided to the residential population for the report year. Future research is planned to find a better measurement for cost comparisons.

PLANNING, HOUSING AND DEVELOPMENT: the expenditure line in this report includes these activities: zoning; urban renewal; housing; planning; economic development; industrial commissions; physical rehabilitation; model cities programs; boards of adjustment; tidelands and meadowlands development; urban development; and community planning.

POPULATION: The July 1, 1981 State of New Jersey Department of Labor and Industry estimated population figures including all amendments made to the official 1980 Census of population conducted by the U.S. Department of Commerce, Bureau of Census.

PROPERTY ACQUIRED BY DEED OR FORECLOSURE: (often referred to as foreclosed property.) When property taxes are unpaid, the collector is required by law to sell the property for non-payment of taxes. If there is no outside purchaser, the property is acquired by the municipality and the tax title lien is vested in the municipality. After 6 months from the date of the tax title lien sale, the municipality is permitted by law to foreclose the property owner's right of redemption of the lien and, thus, acquire title to the property.

RATABLE: a ratable is a taxable parcel of real property.

RESERVE FOR UNCOLLECTED TAXES: an item in the municipal budget which is designed to insure the municipality sufficient cash with which to carry out its functions after providing in full to other governmental units -- local schools, county and special districts. This reserve becomes a tax levy added to the tax levy required to meet the budget, and represents the amount of tax monies expected to remain uncollected at the end of the year, based on the collection level of the previous year.

REVENUES: monies which were received during the calendar year. Surplus revenue may be in part offset by deferred charges and State Aid may be represented by State funds set aside as a reserve but not yet paid over.

SPECIAL DISTRICTS: independent governmental corporations created within a local municipal unit to provide definite functions and having power to tax, impose service charges and incur debt. They are autonomous, and their officials are usually elected, not appointed.

STANDARD AND POOR RATING: the Standard and Poor Rating is the credit rating given by the Standard and Poor Company.

STATE AID: revenues represent amounts received from the State under the several State Aid programs authorized by the State Legislature. These include State road aid, highway lighting, building allowances for Type I Schools and others.

STATE AND LOCAL FISCAL ASSISTANCE ACT OF 1972 (Revenue Sharing): in general, funds received by units of local government from the federal government, and may be used only for priority expenditures, maintenance and operating expenses for (1) Public safety, environmental protection, public transportation, health, recreation, libraries, social services for the poor and aged, and financial administration; (2) Ordinary and necessary capital expenditures authorized by law. These utilizations are included in the report.

STATE EQUALIZATION RATIO: the equalization ratio promulgated by the Director of the Division of Taxation on October 1st of each year.

STATE EQUALIZED PROPERTY TAX RATES: derived by multiplying the general tax rate by the ratio of assessed value to true value (see table).

STATE EQUALIZED VALUE: the item reported in this report is calculated by dividing the net valuation taxable by the State Equalization Ratio to arrive at true value.

STATE EQUALIZED VALUATION: is promulgated by the Director of Taxation and represents a uniform computation of property value by formula designed to provide equitable distribution of State Aid programs.

STATUTORY: this term is used to identify a situation established by law. For example: a statutory expenditure is one required by law.

TAX RATE: means the general tax rate applicable to all taxable property. It is derived by dividing the total tax levy by the net valuation taxable. All tax rates shown are based upon \$100 valuation.

TAX TITLE LIENS: this asset is created as a result of sale by municipality for non-payment of real estate taxes, delinquent assessments, utility charges or special district taxes.

TYPE I SCHOOL DEBT SERVICE: the amount of principal and interest included in the budget of the municipal corporation for payment of debt for school structures in Type I (formerly called Chapter VI) School Districts.

VETERAN AND SENIOR CITIZEN TAXES: veterans and senior citizens receive a special property tax deduction on their tax bill in the amount of \$50 for veterans and \$160 for senior citizens. Taxes were formerly levied by municipalities to cover the costs of these deductions, with State reimbursement for one-half of the allowed deductions. In 1976, the State assumed this obligation in its entirety; taxes are no longer levied by municipalities for these deductions.

WEIGHTS AND MEASURES: county and local inspections of weighing and measuring equipment and related law enforcement.



