

874 21
L 855.1
73

MAR 17 1998



Fifty-Sixth Annual Report

of the
Division of Local Government Services
1993

Statements of Financial Condition of Counties and Municipalities

December 1994

State of New Jersey
Christine Todd Whitman
Governor

Department of Community Affairs
Jane M. Kenny
Commissioner

STATE OF NEW JERSEY

Christine Todd Whitman, Governor

DEPARTMENT OF COMMUNITY AFFAIRS

Jane M. Kenny, Commissioner

DIVISION OF LOCAL GOVERNMENT SERVICES

Beth Gates, Director

MEMBERS OF THE LOCAL FINANCE BOARD

Beth Gates, Chair
M. Claire French, Vice Chair
John Paul Doyle
Charles Guhr
Thomas G. Kenyon
Patricia Migliaccio
Robert C. Miller
James T. Mullins

Fifty-Sixth Annual Report

**of the
Division of Local Government Services
1993**

**Statements of Financial Condition
of Counties and Municipalities**



*Prepared by
State of New Jersey
Department of Community Affairs*

Division of Local Government Services
Beth Gates, Director

IMPORTANT NOTICE

New Jersey municipalities operating under a State fiscal year, starting in 1991, are designated with a shaded page (like this one). A list of all (37) municipalities who changed in 1991 follows.

<u>MUNICIPALITY</u>	<u>PG #</u>	<u>MUNICIPALITY</u>	<u>PG #</u>	<u>MUNICIPALITY</u>	<u>PG #</u>
Bayonne City	97	Jersey City City	308	Perth Amboy City	462
Bridgeton City	128	Keansburg Boro	309	Plainfield City	471
Camden City	141	Kearny Town	310	Rahway City	484
East Orange City	191	Lawnside Boro	323	Ridgefield Boro	491
Elizabeth City	201	Lodi Boro	340	South Amboy City	533
Ewing Twp.	213	Manchester Twp	355	South Belmar Boro	534
Franklin Twp (Som)	232	Millville City	384	Trenton City	569
Gloucester Twp	249	North Bergen Twp	419	Union City City	571
Guttenberg Town	255	Old Bridge Twp	438	Union Beach Boro	574
Hamilton Twp (Mer)	265	Orange City Twp	442	Vineland City	584
Hillside Twp	290	Passaic City	450	Weehawken Twp	603
Hoboken City	291	Paterson City	452	West New York	611
Irvington Twp	303				

STATE FISCAL YEAR MUNICIPALITIES FOR 1992 (shaded page).

<u>MUNICIPALITY</u>	<u>PG #</u>	<u>MUNICIPALITY</u>	<u>PG #</u>	<u>MUNICIPALITY</u>	<u>PG #</u>
Berlin Twp	109	Dunellen Boro	184	Lyndhurst Twp	349
Cherry Hill Twp	150	Edgewater Boro	196	Piscataway Twp	468
Dover Twp	181	Highlands Boro	286	Woodbridge Twp	630

NEW STATE FISCAL YEAR MUNICIPALITIES FOR 1993 (shaded page).

<u>MUNICIPALITY</u>	<u>PG #</u>	<u>MUNICIPALITY</u>	<u>PG #</u>	<u>MUNICIPALITY</u>	<u>PG #</u>
Edison Twp	198	Roselle Boro	507	South Plainfield Boro	540

ALL STATE FISCAL YEAR MUNICIPALITIES BEGINNING BAL IS JULY 1, 1993, ENDING BAL IS JUNE 30, 1994.

For detailed information about fiscal years, the State fiscal year, or transition year budgets, please consult the Forward and Glossary.

TABLE OF CONTENTS

Letter of Transmittal	1
Foreword	2
Composition of Local Finance Board and State Officials	3
Acknowledgment	4
Statewide Totals for 1993 and Types of Local Government Units in New Jersey	5
COUNTY GOVERNMENT FISCAL DATA	
A two page set for each county follows:	6
1. County Government Fiscal Data	
2. Map of the County	
3. Summary Map of County Units	48
4. Summary of 21 County Government Data Sheets	50
MUNICIPAL FISCAL DATA SUMMARIZED BY COUNTIES	
1. Summary of 567 Municipal Government Data Sheets	51
2. Municipal Fiscal Summaries by Counties	52
MUNICIPAL FISCAL DATA	
One page per municipality, arranged alphabetically by name of municipality	73
MUNICIPALITIES OPERATING UNDER SPECIAL STATUTORY FORMS OF GOVERNMENT	640
POPULATION DATA	
Table 1: Population Classification of New Jersey Counties and Cities	641
Table 2: Local Units Ranked by Population - 1993 Estimates	642
SUMMARY OF STATEWIDE FINANCES, EXPENDITURES AND REVENUES	
Table 3: Summary of Current Finances of all Municipalities and Counties - 1989-1993	647
Table 4: Summary of Expenditures and Revenues of all County Government - 1989-1993	648
Table 5: Summary of Expenditures and Revenues of all Municipalities - 1989-1993	649
DATA ON DEBT	
Table 6: Statewide Trends in Statutory Net Capital Debt	650
Table 7: Total Gross and Net Debt of Municipalities and Counties by County	651
Table 8: Authority Debt	652
DATA ON LOCAL TAXATION	
Table 9: Trends in Current and Delinquent Local Property Taxes	655
Table 10: Special District Tax Levies in 1993	656
Table 11: State Equalized Property Tax Rates - All Municipalities by County	657
DATA ON MUNICIPALLY OPERATED UTILITIES	
Table 12: Finances of Municipally Operated Utilities	665
SUPPLEMENTARY DATA	
Table 13: County Local Health Services and Vocational School Taxes	674
GRAPH: DEBT TRENDS OF NEW JERSEY MUNICIPALITIES AND COUNTIES	676
STATUTORY FORMS OF LOCAL UNIT GOVERNMENT	677
GLOSSARY	678
TRANSITION YEAR FISCAL DATA	
Summary of 3 Transition Year Municipal Government Data Sheets	684
One page per municipality, arranged alphabetically by name of municipality	685




State of New Jersey
DEPARTMENT OF COMMUNITY AFFAIRS
101 SOUTH BROAD STREET
CN-800
TRENTON NJ 08625-0800

CHRISTINE TODD WHITMAN
Governor

JANE M. KENNY
Commissioner

TO: The Honorable Christine Todd Whitman
Governor

Members of the New Jersey Legislature

FROM: Jane M. Kenny
Commissioner 

I am pleased to transmit the Fifty-sixth
Annual Report of the Division of Local Government
Services.

In accordance with New Jersey Statute, the
report includes comparative financial statistics
of all municipalities and counties in the State.
The statistics are tabulated to highlight the
cost of government, the cost of principal
services, the amount of debt incurred and other
pertinent data.

FOREWORD

This report, the Fifty-sixth in a series which has been published consecutively since 1938, closely parallels all preceding annual reports.

New Jersey municipalities operating under a State fiscal year, starting in 1993, are highlighted in this report with a shaded page. For these municipalities, the information contained within the body of this report reflects 1994 (July 1993 - June 1994) budgeted appropriations. Data regarding the Transition year (January 1993 - June 1993) for these municipalities are located in a separate section after the main body of this document. Municipalities who have changed to a State Fiscal Year in 1991 and 1992 are also shaded and listed on the Important Notice page at the beginning of this report.

Information pertinent to the form of government and the number of members on the governing body is exhibited on each local unit page. Definitional information relative to statutory forms of government appears towards the end of the report. Similarly, a tabulation is provided listing the different types of governmental forms by county units.

As in prior years, care has been taken to preserve the comparability of data and to present, in convenient form, current financial and other statistics of the 588 local units of New Jersey government without diminishing the value of these reports as a historical series. The availability of current statistics of local finance has been of increasingly significant value to federal, state and local government officials, research groups, students of local finance, and investors in municipal and school bond markets.

The financial statistics contained in this report have been assembled from financial statements prepared by the chief financial officer of the local unit. Computer checks applied to this data and our studies conclude that these statements are adequate for reporting purposes.

In addition to the municipal and county financial data, there are a number of special tables comparing revenues and expenditures, debt trends and equalized tax rates over the current decade. Also, tables listing each unit in descending population order and another describing municipally operated utilities are provided.

A glossary providing essential information for the proper use of specific data is presented at the end of the report to assist those who may be unfamiliar with municipal finance and its terminology.

ACKNOWLEDGMENTS

The Fifty-sixth edition of this Annual Report was prepared by the Division's Office of Local Government Research. Grateful acknowledgment is extended to the following staff members: David S. Grimm, who coordinated the Report's preparation, provided overall support and supervised the data compilation; Deborah Rubin, who coded, compiled and verified data and provided her computer expertise; Phyllis Walker, who updated the tables and charts and coded source documents; and Jerry Belardino, who coded the mountain of source documents needed for the report. Special thanks to Marc Pfeiffer, Assistant Director, whose knowledge and technical expertise was instrumental throughout this report.

Acknowledgment is also extended to those employees of the Division of Local Government Services for their cooperation in providing ready access to source documents and for rendering technical assistance.

Additionally, a debt of gratitude is owed to the Division of Taxation in the Department of Treasury and to the Office of Business Economics in the Department of Labor for providing us with valuation and population data used in this Report. We are also grateful to the Department of Transportation for allowing us the use of their computers.

General Obligation Bond Ratings for New Jersey municipalities were obtained from: Standard & Poor's Bond Guide, January 1997, Standard & Poor's Corp. N.Y., N.Y., and Moody's Bond Record, April 1997, Moody's Investors Service, N.Y., N.Y.

STATEWIDE TOTALS FOR 1993

Population, 1990 Census	7,730,188
Population, 1993 Census	7,858,931
Land Area (Square Miles)	7,487.32
Net Valuation Taxable-Municipal	398,926,840,386
Net Valuation Taxable-County	497,631,252,371
State Equalized Valuation	493,680,104,407
Tax Levy	10,757,596,440

TYPES OF LOCAL GOVERNMENT UNITS IN NEW JERSEY

COUNTIES (21)

MUNICIPALITIES (567)

COUNTY	BOROUGH	TOWNSHIP	CITY	TOWN	VILLAGE	TOTAL
Atlantic	3	6	13	1	0	23
Bergen	56	9	3	0	2	70
Burlington	6	31	3	0	0	40
Camden	27	8	2	0	0	37
Cape May	7	4	5	0	0	16
Cumberland	1	10	3	0	0	14
Essex	1	19	2	0	0	22
Gloucester	10	13	1	0	0	24
Hudson	1	2	4	5	0	12
Hunterdon	10	14	1	1	0	26
Mercer	4	8	1	0	0	13
Middlesex	12	10	3	0	0	25
Monmouth	35	15	2	0	1	53
Morris	16	20	0	3	0	39
Ocean	19	14	0	0	0	33
Passaic	10	3	3	0	0	16
Salem	3	11	1	0	0	15
Somerset	12	9	0	0	0	21
Sussex	8	15	0	1	0	24
Union	7	8	5	1	0	21
Warren	2	18	0	3	0	23
Total	250	247	52	15	3	567



0130

Population 1990 **224,327**
 Population 1993 **230,913**
 S & P Rating **AAA**
 Moody Rating **AAA**
 Land Area **566.97**

Net Valuation Taxable
 16,156,287,615
 Net Valuation on Which County Taxes
 are apportioned:
 Sq. Miles 18,310,404,773

ATLANTIC COUNTY - Class 5 -
Form of Government:
County Exec. Plan - (O.C.C.L. - 1972)
Number of Members on Governing Body - 9

PER CAPITA:

Gross Debt **432.55**
 Net Debt **401.19**
 Debt Service **66.07**
 Total Tax Levy **368.58**
 County Functions: **634.76**

PER CENT:

Gross Debt **.53**
 Net Debt **.49**

EXPENDITURES		EXPENDITURES (cont'd.)		REVENUES REALIZED	
GENERAL GOVERNMENT		EDUCATION (excluding schools)		Property Taxes	85,110,120.71
Governing Body and Public Boards	3,806,167.71	County Superintendent of Schools	191,220.00	Financial Business Tax	
County Clerk	1,268,382.00	Vocational Schools	3,291,503.00	Franchise Tax	
Financial Administration	5,886,847.91	County College	4,785,937.00	Bank Corp. Tax	
Board of Taxation	106,066.00	County Extension Services		Other Miscellaneous Taxes	
Planning, Housing, Development	60,784.68	Libraries		State Aid Revenues	47,728,061.33
Human Resources	7,957,465.94	Other Educational Services	1,888,427.00	Federal Aid Revenues	78,184.00
Elections	760,964.00	STATUTORY EXPENDITURES		State and Local Fiscal Assistance Act Utilized	7,933.15
General Administration	20,354,504.27	Pensions and F.I.C.A.	5,060,000.00	Institutional Revenues	128,567.71
JUDICIARY		Employee Fringe Benefits	8,613,000.00	Courts	2,671,684.17
Superior Court	5,482,893.35	Other Statutory Expenditures		County Clerk & Register	1,757,095.08
Surrogates Office	219,960.00	Ceta & Other Public Employment Programs		Surrogate	141,568.37
Probation Office	2,260,333.00	COUNTY FUNCTIONS TOTAL	131,720,850.80	Sheriff	507,885.14
County Clerk (Judicial Functions)	624,609.00	CAPITAL IMPROVEMENTS MEMO	360,000.00	Other Miscellaneous Revenues	8,310,115.80
PUBLIC SAFETY		DEBT SERVICE		Other Revenues, Revenue Sharing, Tax Effort	
Prosecutor's Office	6,266,324.00	Principal Payments	9,408,605.05	TOTAL	146,441,195.46
County Police	215,825.21	Interest Payments	5,387,248.81	Prior Years Surplus Appropriated	6,000,000.00
Sheriff's Office	4,257,545.00	DEFERRED CHARGES	59,439.66	REVENUES TOTAL	152,441,195.46
Civil Defense and Disaster Control	637,856.00	RESERVE FOR UNCOLLECTED TAXES		CURRENT FINANCES DECEMBER 31.	
Environmental Inspection and Control		EXPENDITURES TOTAL	146,576,144.32	ASSETS	
Weights and Measures		CAPITAL DEBT AUTHORIZED, DECEMBER 31.		Cash Dec. 31,	20,478,297.52
Correctional and Penal	9,170,707.71	ISSUED AND UNISSUED GROSS DEBT		Taxes Receivable	
Other Public Safety	9,900.00	School		Emergencies and Other Deferred Charges	
		Self-liquidating		State Aid Receivable	
		Other	99,883,300	Other Receivable	2,067,471.32
		Total	99,883,300	TOTAL	22,545,768.84
PUBLIC WORKS		ISSUED AND OUTSTANDING		LIABILITIES RESERVES, AND SURPLUS	
Roads and Bridges, Streets, Drainage	3,198,993.00	School		Cash Liabilities	9,675,682.35
State Aid Motor Vehicle Fund		Self-liquidating		Reserves For Receivables	2,067,471.32
County Funds	2,137,459.00	Other		Surplus Dec. 31,	10,802,615.17
Other Roads and Bridges		Total	81,910,938.77	TOTAL	22,545,768.84
Public Buildings and Grounds	201,328.15	Equalized Valuation Basis			
Other Public Works	5,847,475.92	for Net Debt Computation	18,748,981,346.00		
HEALTH AND WELFARE		CAPITAL OUTLAY TOTAL	8,651,414.36		
County Health Department		Public Enterprises			
Mental Health Activities	8,398,637.15	Recreation—Culture	75,647.20		
Tubercular Patient Care		Public Works	2,662,412.68		
County Hospitals, Homes		Buildings and Grounds	4,144,626.48		
County Aid to Hospitals		Library and Education	1,768,728.00		
Health Clinics		Conservation			
Mosquito Extermination	31,264.21	All Other			
Health Services Except Environmental	11,255,865.00				
County Welfare Board	3,144,112.59				
Child Welfare	956,528.00				
Other Welfare Services	600,264.00				
RECREATION AND CONSERVATION					
Parks, Playgrounds, Shade Trees	1,327,341.00				
Land Reclamation and Conservation	14,076.00				
Other Recreational Services	430,284.00				

COUNTY ATLANTIC

COUNTY SEAT Mays Landing

Form of Government: *Board of Chosen Freeholders 9 Members

Number of Constituent Municipalities 23

Population Census 1990 224,327

Population Census 1993 230,913

Land Area - Square Miles 566.97

Net Value on which County Taxes are Apportioned 18,310,404,773

Tax Rate per \$100 .465

Tax Levy 85,110,121

Distribution of Ratables

Class	Line Items	Assessed Valuation	% of Valuation
Vacant Land	37,693	822,107,470	5.13
Residential	83,898	8,334,468,662	51.99
Farm	2,379	84,339,600	.53
Commercial	5,932	6,363,450,681	39.70
Industrial	150	137,074,000	0.86
Apartments	432	288,264,740	1.80
<hr/>			
TOTAL	130,484	16,029,705,153	100.00

Bond Ratings:

Moody's AAA

Standard & Poors AAA

*County Executive Plan - Optional County Charter Law, 1972



ATLANTIC COUNTY



0230

Population 1990, 825,380

Population 1993, 838,230

S & P Rating

Moody Rating AAA

Land Area 234.57

Sq. Miles 75,638,849,326

Net Valuation Taxable

68,214,812,092

Net Valuation on Which County Taxes

are apportioned:

BERGEN COUNTY - Class 1 -

Form of Government:

County Exec. Plan - (O.C.C.L. - 1972)

Number of Members on Governing Body - 9

PER CAPITA:

Gross Debt 853.58

Net Debt 416.66

Debt Service 48.06

Total Tax Levy 248.20

County Functions: 475.20

PER CENT:

Gross Debt .92

Net Debt .45

EXPENDITURES		EXPENDITURES (cont'd.)		REVENUES REALIZED	
GENERAL GOVERNMENT		EDUCATION (excluding schools)		Property Taxes	208,051,904.71
Governing Body and Public Boards	983,954.00	County Superintendent of Schools	288,031.00	Financial Business Tax	
County Clerk	2,862,365.00	Vocational Schools	17,199,169.00	Franchise Tax	
Financial Administration	3,052,994.00	County College	14,298,615.00	Bank Corp. Tax	
Board of Taxation	453,191.00	County Extension Services		Other Miscellaneous Taxes	
Planning, Housing, Development	1,705,547.00	Libraries		State Aid Revenues	58,543,177.84
Human Resources	12,380,466.13	Other Educational Services	5,331,527.00	Federal Aid Revenues	
Elections	1,259,098.00	STATUTORY EXPENDITURES		State and Local Fiscal Assistance Act Utilized	
General Administration	40,291,562.46	Pensions and F.I.C.A.	14,704,095.36	Institutional Revenues	99,136,860.53
JUDICIARY		Employee Fringe Benefits	200,000.00	Courts	1,922,355.70
Superior Court	6,946,857.00	Other Statutory Expenditures		County Clerk & Register	3,531,771.72
Surrogates Office	789,023.00	Ceta & Other Public Employment Programs		Surrogate	657,673.18
Probation Office	4,960,174.00	COUNTY FUNCTIONS TOTAL	357,781,888.50	Sheriff	1,169,481.35
County Clerk (Judicial Functions)		CAPITAL IMPROVEMENTS *MEMO	2,100,000.00	Other Miscellaneous Revenues	37,943,495.31
PUBLIC SAFETY		DEBT SERVICE		Other Revenues, Revenue Sharing, Tax Effort	
Prosecutor's Office	18,463,474.09	Principal Payments	28,199,000.00	TOTAL	410,956,720.34
County Police	6,403,160.00	Interest Payments	12,083,205.90	Prior Years Surplus Appropriated	19,500,000.00
Sheriff's Office	27,431,733.11	DEFERRED CHARGES	265,485.00	REVENUES TOTAL	430,456,720.34
Civil Defense and Disaster Control	878,704.00	RESERVE FOR UNCOLLECTED TAXES		CURRENT FINANCES DECEMBER 31,	
Environmental Inspection and Control		EXPENDITURES TOTAL	398,329,579.40	ASSETS	
Weights and Measures	178,995.00	CAPITAL DEBT AUTHORIZED, DECEMBER 31,		Cash Dec. 31,	76,835,225.13
Correctional and Penal	140,925.00	ISSUED AND UNISSUED GROSS DEBT		Taxes Receivable	
Other Public Safety		School		Emergencies and Other Deferred Charges	
		Self-liquidating	356,500,000	State Aid Receivable	5,152,087.59
		Other	359,000,920	Other Receivable	81,987,312.72
		Total	715,500,920	TOTAL	
PUBLIC WORKS		ISSUED AND OUTSTANDING		LIABILITIES RESERVES, AND SURPLUS	
Roads and Bridges, Streets, Drainage		School		Cash Liabilities	41,287,958.92
State Aid Motor Vehicle Fund		Self-liquidating		Reserves For Receivables	5,152,087.59
County Funds	1,565,122.00	Other		Surplus Dec. 31,	35,547,266.21
Other Roads and Bridges		Total	222,828,000.00	TOTAL	81,987,312.72
Public Buildings and Grounds	895,909.00	Equalized Valuation Basis			
Other Public Works	10,455,550.00	for Net Debt Computation	77,942,115,305.67		
HEALTH AND WELFARE		CAPITAL OUTLAY TOTAL	34,622,330.42		
County Health Department	510,824.00	Public Enterprises			
Mental Health Activities	26,442,610.00	Recreation—Culture	6,539,136.92		
Tubercular Patient Care		Public Works	8,894,060.25		
County Hospitals, Homes	105,018,033.00	Buildings and Grounds	11,657,673.89		
County Aid to Hospitals		Library and Education	7,531,459.36		
Health Clinics	132,157.00	Conservation			
Mosquito Extermination	963,769.00	All Other			
Health Services Except Environmental	11,845,706.65				
County Welfare Board	8,751,788.70				
Child Welfare	51,301.00				
Other Welfare Services	750,000.00				
RECREATION AND CONSERVATION					
Parks, Playgrounds, Shade Trees	7,962,658.00				
Land Reclamation and Conservation					
Other Recreational Services	1,232,800.00				

COUNTY BERGEN

COUNTY SEAT Hackensack City

Form of Government: Board of Chosen Freeholders 9 members

Number of Constituent Municipalities 70

Population Census 1990 825,380

Population Census 1993 838,230

Land Area - Square Miles 234.57

Net Value on which County Taxes are Apportioned 75,638,849,326

Tax Rate per \$100 .275

Tax Levy 208,051,905

Distribution of Ratables:

Class	Line Items	Assessed Valuation	% of Valuation
Vacant Land	9,666	1,573,766,040	2.32
Residential	233,984	49,042,431,175	72.24
Farm	214	34,616,900	.05
Commercial	11,008	10,201,623,545	15.03
Industrial	2,920	5,081,889,716	7.49
Apartments	1,569	1,954,069,150	2.88
<hr/>			
TOTAL	259,361	67,888,396,526	100.00

Bond Ratings:

Moody's AAA

Standard & Poors ---

BERGEN COUNTY



0330

Population 1990 395,066

Population 1993 394,927

S & P Rating AA

Moody Rating AA

Land Area 817.64

Net Valuation Taxable

17,771,818,067

Net Valuation on Which County Taxes

are apportioned:

Sq Miles 19,067,040,008

BURLINGTON COUNTY - Class 2 -

Form of Government:

Board of Chosen Freeholders

Number of Members on Governing Body - 5

PER CAPITA:

Gross Debt 973.65

Net Debt 512.52

Debt Service 43.24

Total Tax Levy 252.98

County Functions: 382.38

PER CENT

Gross Debt 2.06

Net Debt 1.09

EXPENDITURES		EXPENDITURES (cont'd.)		REVENUES REALIZED	
GENERAL GOVERNMENT		EDUCATION (excluding schools)		Property Taxes	99,908,773.00
Governing Body and Public Boards	3,243,004.00	County Superintendent of Schools	216,873.00	Financial Business Tax	
County Clerk	888,181.00	Vocational Schools	7,355,810.00	Franchise Tax	
Financial Administration	939,565.00	County College	10,085,566.00	Bank Corp. Tax	
Board of Taxation	218,702.00	County Extension Services	205,507.00	Other Miscellaneous Taxes	
Planning, Housing, Development	49,995.00	Libraries		State Aid Revenues	26,167,648.92
Human Resources	4,185,734.20	Other Educational Services	2,822,103.00	Federal Aid Revenues	163,994.05
Elections	1,088,862.00	STATUTORY EXPENDITURES		State and Local Fiscal Assistance Act Utilized	
General Administration	6,446,532.00	Pensions and F.I.C.A.	7,341,019.20	Institutional Revenues	6,018,888.39
JUDICIARY		Employee Fringe Benefits	8,659,000.00	Courts	372,694.80
Superior Court	7,793,831.00	Other Statutory Expenditures	150,000.00	County Clerk & Register	3,310,077.61
Surrogates Office	254,139.00	Ceta & Other Public Employment Programs		Surrogate	188,766.71
Probation Office		COUNTY FUNCTIONS TOTAL	133,201,574.80	Sheriff	575,708.90
County Clerk (Judicial Functions)		CAPITAL IMPROVEMENTS *MEMO		Other Miscellaneous Revenues	11,934,807.25
		DEBT SERVICE		Other Revenues, Revenue Sharing, Tax Effort	
		Principal Payments	9,457,000.00	TOTAL	148,641,359.63
		Interest Payments	7,618,603.32	Prior Years Surplus Appropriated	7,479,818.00
		DEFERRED CHARGES	734,173.07	REVENUES TOTAL	156,121,177.63
PUBLIC SAFETY		RESERVE FOR UNCOLLECTED TAXES		CURRENT FINANCES DECEMBER 31,	
Prosecutor's Office	4,823,827.00			ASSETS	
County Police	1,350.00	EXPENDITURES TOTAL	151,011,351.19	Cash Dec. 31,	32,266,024.53
Sheriff's Office	1,976,435.00			Taxes Receivable	
Civil Defense and Disaster Control	3,504,621.00	CAPITAL DEBT AUTHORIZED, DECEMBER 31,		Emergencies and Other Deferred Charges	
Environmental Inspection and Control	25,000.00	ISSUED AND UNISSUED GROSS DEBT		State Aid Receivable	
Weights and Measures	144,570.00	School		Other Receivable	652,859.08
Correctional and Penal	10,754,980.00	Self-liquidating	146,433,157	TOTAL	32,918,883.61
Other Public Safety	284,054.00	Other	238,086,951		
		Total	384,520,108	LIABILITIES RESERVES, AND SURPLUS	
PUBLIC WORKS				Cash Liabilities	16,336,749.73
Roads and Bridges, Streets, Drainage	5,171,820.00	ISSUED AND OUTSTANDING		Reserves For Receivables	652,859.08
State Aid Motor Vehicle Fund	52,000.00	School		Surplus Dec. 31,	15,929,274.80
County Funds		Self-liquidating		TOTAL	32,918,883.61
Other Roads and Bridges		Other			
Public Buildings and Grounds	3,836,704.00	Total	167,932,000.00		
Other Public Works		Equalized Valuation Basis			
HEALTH AND WELFARE		for Net Debt Computation	18,626,683,481.33		
County Health Department	399,032.00	CAPITAL OUTLAY TOTAL	73,506,886.56		
Mental Health Activities	8,007,368.00				
Tubercular Patient Care		Public Enterprises	44,024,059.73		
County Hospitals, Homes		Recreation—Culture	776,093.66		
County Aid to Hospitals	60,000.00	Public Works	10,713,628.31		
Health Clinics		Buildings and Grounds	11,081,787.97		
Mosquito Extermination	929,887.00	Library and Education	5,911,316.89		
Health Services Except Environmental	15,154,714.00	Conservation			
County Welfare Board	14,393,948.40	All Other			
Child Welfare	927,880.00				
Other Welfare Services	637,786.00				
RECREATION AND CONSERVATION					
Parks, Playgrounds, Shade Trees	2,225.00				
Land Reclamation and Conservation	163,950.00				
Other Recreational Services	7,000.00				

COUNTY BURLINGTON

COUNTY SEAT Mount Holly Township

Form of Government: Board of Chosen Freeholders 5 members

Number of Constituent Municipalities 40

Population Census 1990 395,066

Population Census 1993 394,927

Land Area - Square Miles 817.64

Net Value on which County Taxes are Apportioned 19,067,040,008

Tax Rate per \$100 .524

Tax Levy 99,901,690

Distribution of Ratables:

Class	Line Items	Assessed Valuation	% of Valuation
Vacant Land	21,606	625,323,880	3.55
Residential	114,537	12,992,218,215	73.80
Farm	5,219	300,161,860	1.71
Commercial	4,855	2,400,938,510	13.64
Industrial	631	755,411,400	4.29
Apartments	350	529,482,450	3.01
<hr/>			
TOTAL	147,198	17,603,536,315	100.00

Bond Ratings:

Moody's AA

Standard & Poors AA



0400

Population 1990 502,824

Population 1993 506,543

S & P Rating

Moody Rating AAA

Land Area 222.01

Sq. Miles 19,647,756,520

Net Valuation Taxable

15,219,638,045

Net Valuation on Which County Taxes

are apportioned:

CAMDEN COUNTY - Class 2 -

Form of Government:

Board of Chosen Freeholders

Number of Members on Governing Body - 7

PER CAPITA

Gross Debt 1,873.71

Net Debt 340.07

Debt Service 33.12

Total Tax Levy 305.31

County Functions: 462.19

PER CENT:

Gross Debt 4.97

Net Debt .90

EXPENDITURES		EXPENDITURES (cont'd.)		REVENUES REALIZED	
GENERAL GOVERNMENT		EDUCATION (excluding schools)		Property Taxes	154,651,772.00
Governing Body and Public Boards	729,950.00	County Superintendent of Schools	212,628.00	Financial Business Tax	
County Clerk	2,757,174.00	Vocational Schools	7,420,500.00	Franchise Tax	
Financial Administration	3,590,704.00	County College	8,800,000.00	Bank Corp. Tax	
Board of Taxation	185,381.00	County Extension Services	315,002.00	Other Miscellaneous Taxes	1,463,470.08
Planning, Housing, Development	1,335,833.00	Libraries		State Aid Revenues	53,691,110.27
Human Resources	14,961,053.00	Other Educational Services	1,219,434.00	Federal Aid Revenues	847,000.00
Elections	2,405,837.00	STATUTORY EXPENDITURES		State and Local Fiscal Assistance Act Utilized	
General Administration	12,582,784.00	Pensions and F.I.C.A.	10,620,057.00	Institutional Revenues	78,599.00
JUDICIARY		Employee Fringe Benefits	13,582,617.00	Courts	1,641,714.87
Superior Court	14,186,871.00	Other Statutory Expenditures	500,000.00	County Clerk & Register	3,107,333.49
Surrogates Office	509,654.00	Ceto & Other Public Employment Programs		Surrogate	283,465.38
Probation Office	7,926,616.00	COUNTY FUNCTIONS TOTAL	216,648,362.00	Sheriff	730,788.78
County Clerk (Judicial Functions)		CAPITAL IMPROVEMENTS *MEMO	3,000.00	Other Miscellaneous Revenues	15,730,726.57
PUBLIC SAFETY		DEBT SERVICE		Other Revenues, Revenue Sharing, Tax Effort	
Prosecutor's Office	9,876,587.00	Principal Payments	10,540,000.00	TOTAL	232,225,980.44
County Police	15,900,212.00	Interest Payments	5,238,036.00	Prior Years Surplus Appropriated	9,600,000.00
Sheriff's Office	8,002,889.00	DEFERRED CHARGES	690,560.00	REVENUES TOTAL	241,825,980.44
Civil Defense and Disaster Control		RESERVE FOR UNCOLLECTED TAXES		CURRENT FINANCES DECEMBER 31,	
Environmental Inspection and Control		EXPENDITURES TOTAL	234,116,958.00	ASSETS	
Weights and Measures	176,159.00	CAPITAL DEBT AUTHORIZED, DECEMBER 31,		Cash Dec. 31,	19,229,074.00
Correctional and Penal		ISSUED AND UNISSUED GROSS DEBT		Taxes Receivable	
Other Public Safety		School		Emergencies and Other Deferred Charges	628.00
		Self-liquidating		State Aid Receivable	
		Other	949,113,374	Other Receivable	5,956,462.00
		Total	949,113,374	TOTAL	25,196,164.00
PUBLIC WORKS		ISSUED AND OUTSTANDING		LIABILITIES RESERVES, AND SURPLUS	14,510,260.00
Roads and Bridges, Streets, Drainage	4,524,688.00	School		Cash Liabilities	3,942,329.00
State Aid Motor Vehicle Fund		Self-liquidating		Reserves For Receivables	6,733,575.00
County Funds	3,498,700.00	Other	931,934,262.00	Surplus Dec. 31,	25,186,164.00
Other Roads and Bridges		Total	931,934,262.00	TOTAL	
Public Buildings and Grounds		Equalized Valuation Basis			
Other Public Works	1,777,557.00	for Net Debt Computation	19,078,899,137.33		
HEALTH AND WELFARE		CAPITAL OUTLAY TOTAL	11,238,309.00		
County Health Department	411,867.00	Public Enterprises			
Mental Health Activities	15,022,818.00	Recreation—Culture			
Tubercular Patient Care		Public Works			
County Hospitals, Homes		Buildings and Grounds			
County Aid to Hospitals	4,700,000.00	Library and Education			
Health Clinics	554,971.00	Conservation			
Mosquito Extermination	8,598,567.00	All Other			
Health Services Except Environmental	29,585,210.00				
County Welfare Board	2,939,124.00				
Child Welfare					
Other Welfare Services					
RECREATION AND CONSERVATION					
Parks, Playgrounds, Shade Trees	1,661,913.00				
Land Reclamation and Conservation	4,575,005.00				
Other Recreational Services					

COUNTY CAMDEN

COUNTY SEAT Camden City

Form of Government: Board of Chosen Freeholders 7 Members

Number of Constituent Municipalities 37

Population Census 1990 502,824

Population Census 1993 506,542

Land Area - Square Miles 222.01

Net Value on which County Taxes are Apportioned 19,647,756,520

Tax Rate per \$100 .788

Tax Levy 154,788,359

Distribution of Ratables:

Class	Line Items	Assessed Valuation	% of Valuation
Vacant Land	17,168	323,832,517	2.15
Residential	145,000	10,793,272,657	71.79
Farm	1,230	26,743,657	.17
Commercial	7,937	2,782,010,418	18.50
Industrial	779	546,201,577	3.63
Apartments	543	562,652,190	3.74
<hr/>			
TOTAL	172,657	15,034,713,016	100.00

Bond Ratings:

Moody's AAA

Standard & Poors --

CAMDEN COUNTY



0530

Population 1990 95,089
Population 1993 97,126

S & P Rating

Moody Rating AAA

Land Area 263.37

Sq. Miles 13,066,038,837

Net Valuation Taxable

13,063,630,335

Net Valuation on Which County Taxes

are apportioned:

CAPE MAY COUNTY - Class 6 -

Form of Government:

Board of Chosen Freeholders

Number of Members on Governing Body - 5

PER CAPITA:

Gross Debt

3,542.61

Net Debt

939.13

Debt Service

111.85

Total Tax Levy

524.56

County Functions:

809.41

PER CENT:

Gross Debt

2.65

Net Debt

.70

EXPENDITURES		EXPENDITURES (cont'd.)		REVENUES REALIZED	
GENERAL GOVERNMENT		EDUCATION (excluding schools)		Property Taxes	
Governing Body and Public Boards	1,177,037.75	County Superintendent of Schools	129,521.00		50,948,687.00
County Clerk	1,112,542.00	Vocational Schools	3,852,703.00		
Financial Administration	1,381,913.28	County College		Financial Business Tax	
Board of Taxation	192,929.00	County Extension Services	266,146.00	Franchise Tax	
Planning, Housing, Development	1,078,238.00	Libraries		Bank Corp. Tax	
Human Resources	1,107,782.41	Other Educational Services	4,685,944.70	Other Miscellaneous Taxes	
Elections	509,919.00	STATUTORY EXPENDITURES		State Aid Revenues	12,391,846.16
General Administration	4,618,381.64	Pensions and F.I.C.A.	3,006,403.00	Federal Aid Revenues	
JUDICIARY		Employee Fringe Benefits	9,447,381.00	State and Local Fiscal Assistance Act Utilized	
Superior Court	1,651,766.52	Other Statutory Expenditures	4,000.00	Institutional Revenues	11,000.00
Surrogates Office	231,584.00	Ceta & Other Public Employment Programs		Courts	121,875.00
Probation Office	845,326.00	COUNTY FUNCTIONS TOTAL	67,738,319.38	County Clerk & Register	1,255,686.89
County Clerk (Judicial Functions)		CAPITAL IMPROVEMENTS *MEMO	200,000.00	Surrogate	102,349.27
		DEBT SERVICE		Sheriff	282,033.00
		Principal Payments	6,660,000.00	Other Miscellaneous Revenues	9,778,843.78
		Interest Payments	4,203,288.02	Other Revenues, Revenue Sharing, Tax Effort	
		DEFERRED CHARGES	13,021.13	TOTAL	74,892,321.10
		RESERVE FOR UNCOLLECTED TAXES		Prior Years Surplus Appropriated	7,500,000.00
		EXPENDITURES TOTAL	78,614,628.53	REVENUES TOTAL	82,392,321.10
PUBLIC SAFETY		CAPITAL DEBT AUTHORIZED, DECEMBER 31,		CURRENT FINANCES DECEMBER 31,	
Prosecutor's Office	1,742,865.00	ISSUED AND UNISSUED GROSS DEBT	NET DEBT	ASSETS	
County Police	14,000.00	School		Cash Dec. 31,	14,333,454.43
Sheriff's Office	834,662.00	Self-liquidating		Taxes Receivable	228,375.14
Civil Defense and Disaster Control	235,413.25	Other	344,079,396	Emergencies and Other Deferred Charges	
Environmental Inspection and Control		Total	344,079,396	State Aid Receivable	
Weights and Measures	50,473.00			Other Receivable	1,471,280.46
Correctional and Penal	3,311,057.00			TOTAL	16,033,110.03
Other Public Safety	245,916.00	ISSUED AND OUTSTANDING		LIABILITIES RESERVES, AND SURPLUS	
		School		Cash Liabilities	4,700,962.37
		Self-liquidating		Reserves For Receivables	1,627,062.20
		Other	337,533,382.00	Surplus Dec. 31,	9,705,085.46
		Total	337,533,382.00	TOTAL	16,033,110.03
PUBLIC WORKS		Equalized Valuation Basis for Net Debt Computation	12,986,549,660.67		
Roads and Bridges, Streets, Drainage	490,031.90	CAPITAL OUTLAY TOTAL	17,631,538.65		
State Aid Motor Vehicle Fund					
County Funds	3,212,796.00	Public Enterprises			
Other Roads and Bridges		Recreation—Culture	115,232.37		
Public Buildings and Grounds	2,897,606.01	Public Works	4,149,479.70		
Other Public Works	163,453.02	Buildings and Grounds	5,680,475.05		
HEALTH AND WELFARE		Library and Education	5,686,351.53		
County Health Department	181,317.00	Conservation			
Mental Health Activities	1,634,976.00	All Other			
Tubercular Patient Care					
County Hospitals, Homes					
County Aid to Hospitals					
Health Clinics	5,605,593.00				
Mosquito Extermination	1,339,833.92				
Health Services Except Environmental	3,944,641.39				
County Welfare Board	3,743,817.14				
Child Welfare	93,572.84				
Other Welfare Services	671,629.00				
RECREATION AND CONSERVATION					
Parks, Playgrounds, Shade Trees	1,495,836.00				
Land Reclamation and Conservation	295,249.61				
Other Recreational Services	229,060.00				

COUNTY CAPE MAY

COUNTY SEAT Cape May Court House

Form of Government: Board of Chosen Freeholders 5 Members

Number of Constituent Municipalities 16

Population Census 1990 95,089

Population Census 1993 97,126

Land Area - Square Miles 263.37

Net Value on which County Taxes are Apportioned 13,066,038,837

Tax Rate per \$100 .390

Tax Levy 50,948,687

Distribution of Ratables:

Class	Line Items	Assessed Valuation	% of Valuation
Vacant Land	16,646	592,877,100	4.56
Residential	67,336	10,340,637,556	79.59
Farm	776	27,786,720	.22
Commercial	3,948	1,717,950,800	13.22
Industrial	32	19,068,400	.15
Apartments	905	294,559,056	2.27
<hr/>			
TOTAL	89,643	12,992,879,632	100.00

Bond Ratings:

Moody's AAA

Standard & Poors --



0630

Population 1990 138,053
 Population 1993 139,008
 S & P Rating AAA
 Moody Rating AAA
 Land Area 501.73

Sq. Miles 4,170,497,336

Net Valuation Taxable
 3,532,884,486
 Net Valuation on Which County Taxes
 are apportioned:

CUMBERLAND COUNTY - CLASS 3 -

Form of Government:

Board of Chosen Freeholders

Number of Members on Governing Body - 7

PER CAPITA:

Gross Debt 500.37
 Net Debt 333.89
 Debt Service 30.12
 Total Tax Levy 280.93
 County Functions: 539.56

PER CENT:

Gross Debt 1.75
 Net Debt 1.17

EXPENDITURES		EXPENDITURES (cont'd.)		REVENUES REALIZED	
GENERAL GOVERNMENT		EDUCATION (excluding schools)		Property Taxes	
Governing Body and Public Boards	2,755,974.00	County Superintendent of Schools	19,691.00		39,045,190.39
County Clerk	466,220.72	Vocational Schools	1,169,560.00	Financial Business Tax	
Financial Administration	963,163.33	County College	2,546,014.30	Franchise Tax	
Board of Taxation	107,668.79	County Extension Services	369,097.86	Bank Corp. Tax	
Planning, Housing, Development	604,731.25	Libraries	451,648.78	Other Miscellaneous Taxes	
Human Resources	945,096.37	Other Educational Services	288,565.28	State Aid Revenues	23,580,092.58
Elections	150,158.67	STATUTORY EXPENDITURES		Federal Aid Revenues	39,769.00
General Administration	2,653,480.77	Pensions and F.I.C.A.	2,830,000.00	State and Local Fiscal Assistance Act Utilized	
JUDICIARY		Employee Fringe Benefits	6,100,000.00	Institutional Revenues	6,954,585.05
Superior Court	3,296,818.09	Other Statutory Expenditures	160,000.00	Courts	135,486.75
Surrogates Office	186,310.45	Ceta & Other Public Employment Programs		County Clerk & Register	672,087.97
Probation Office		COUNTY FUNCTIONS TOTAL	70,807,246.93	Surrogate	79,875.80
County Clerk (Judicial Functions)	115,993.00	CAPITAL IMPROVEMENTS *MEMO		Sheriff	123,573.43
PUBLIC SAFETY		DEBT SERVICE		Other Miscellaneous Revenues	3,663,312.19
Prosecutor's Office	1,711,237.36	Principal Payments	2,710,000.00	Other Revenues, Revenue Sharing, Tax Effort	
County Police	113,773.00	Interest Payments	1,476,483.47	TOTAL	74,293,973.16
Sheriff's Office	1,737,034.21	DEFERRED CHARGES	9,845.16	Prior Years Surplus Appropriated	3,443,063.93
Civil Defense and Disaster Control	98,714.20	RESERVE FOR UNCOLLECTED TAXES		REVENUES TOTAL	77,737,037.09
Environmental Inspection and Control	1,000.00	EXPENDITURES TOTAL	75,003,575.56	CURRENT FINANCES DECEMBER 31,	
Weights and Measures	107,238.80	CAPITAL DEBT AUTHORIZED, DECEMBER 31,		ASSETS	
Correctional and Penal	5,994,912.29	ISSUED AND UNISSUED		Cash Dec. 31,	11,051,067.87
Other Public Safety	7,000.00	School		Taxes Receivable	
		Self-liquidating		Emergencies and Other Deferred Charges	
		Other	69,555,640	State Aid Receivable	
		Total	69,555,640	Other Receivable	1,268,256.08
				TOTAL	12,319,323.95
PUBLIC WORKS		ISSUED AND OUTSTANDING		LIABILITIES RESERVES, AND SURPLUS	
Roads and Bridges, Streets, Drainage	266,356.78	School		Cash Liabilities	5,796,201.22
State Aid Motor Vehicle Fund	50,000.00	Self-liquidating		Reserves For Receivables	1,268,256.08
County Funds	2,432,752.82	Other		Surplus Dec. 31,	5,254,866.65
Other Roads and Bridges		Total	69,545,000.00	TOTAL	12,319,323.95
Public Buildings and Grounds	2,629,299.25	Equalized Valuation Basis for Net Debt Computation	3,965,821,584.67		
Other Public Works	182,402.77	CAPITAL OUTLAY TOTAL			
HEALTH AND WELFARE		Public Enterprises			
County Health Department	123,205.61	Recreation—Culture			
Mental Health Activities	6,241,020.00	Public Works			
Tubercular Patient Care		Buildings and Grounds			
County Hospitals, Homes	170,000.00	Library and Education			
Health Clinics		Conservation			
Mosquito Extermination	405,624.86	All Other			
Health Services Except Environmental	7,445,002.00				
County Welfare Board	11,578,538.32				
Child Welfare					
Other Welfare Services	4,871,257.01				
RECREATION AND CONSERVATION					
Parks, Playgrounds, Shade Trees					
Land Reclamation and Conservation	93,000.00				
Other Recreational Services	367,685.00				

COUNTY CUMBERLAND

COUNTY SEAT Bridgeton City

Form of Government: Board of Chosen Freeholders 7 Members

Number of Constituent Municipalities 14

Population Census 1990 138,053

Population Census 1993 139,008

Land Area - Square Miles 501.73

Net Value on which County Taxes are Apportioned 4,170,497,336

Tax Rate per \$100 .936

Tax Levy 39,045,190

Distribution of Ratables:

Class	Line Items	Assessed Valuation	% of Valuation
Vacant Land	17,056	155,034,828	4.45
Residential	36,292	2,381,872,138	68.36
Farm	4,531	146,476,839	4.20
Commercial	2,611	495,841,465	14.23
Industrial	269	208,361,154	5.98
Apartments	174	96,946,900	2.78
<hr/>			
TOTAL	60,933	3,484,533,324	100.00

Bond Ratings:

Moody's AAA

Standard & Poor's AAA



CUMBERLAND COUNTY



0700

Population 1990 **778,206**
 Population 1993 **770,420**
 S & P Rating **AAA**
 Moody Rating **3AA1**
 Land Area **127.44**

Net Valuation Taxable
 17,822,375,000
 Net Valuation on Which County Taxes
 are apportioned:
 Sq. Miles 38,390,751,976

ESSEX COUNTY - Class 1 -
Form of Government:
County Exec. Plan - (O.C.C.L - 1972)
Number of Members on Governing Body - 9

PER CAPITA

Gross Debt **323.12**
 Net Debt **338.92**
 Debt Service **86.19**
 Total Tax Levy **327.78**
 County Functions: **591.94**

PER CENT.

Gross Debt **1.65**
 Net Debt **.78**

EXPENDITURES		EXPENDITURES (cont'd.)		REVENUES REALIZED	
GENERAL GOVERNMENT		EDUCATION (excluding schools)		Property Taxes	
Governing Body and Public Boards	108,561.00	County Superintendent of Schools	237,501.00	Financial Business Tax	252,526,769.39
County Clerk	2,491,906.00	Vocational Schools	7,752,000.00	Franchise Tax	2,471,237.19
Financial Administration	2,470,798.00	County College	12,855,581.00	Bank Corp. Tax	
Board of Taxation	409,288.00	County Extension Services		Other Miscellaneous Taxes	
Planning, Housing, Development	845,788.00	Libraries	7,500.00	State Aid Revenues	120,178,648.38
Human Resources	16,356,676.00	Other Educational Services	5,173,808.81	Federal Aid Revenues	6,210,038.00
Elections	2,736,684.00	STATUTORY EXPENDITURES		State and Local Fiscal Assistance Act Utilized	
General Administration	25,556,310.15	Pensions and F.I.C.A.	1,001.88	Institutional Revenues	44,294,750.93
JUDICIARY		Employee Fringe Benefits	30,300,000.99	Courts	1,241,334.32
Superior Court	32,621,499.00	Other Statutory Expenditures		County Clerk & Register	3,653,798.54
Surrogates Office		Ceta & Other Public Employment Programs		Surrogate	567,357.44
Probation Office		COUNTY FUNCTIONS TOTAL	389,637,260.36	Sheriff	1,066,803.89
County Clerk (Judicial Functions)		CAPITAL IMPROVEMENTS *MEMO		Other Miscellaneous Revenues	41,947,834.41
		DEBT SERVICE		Other Revenues, Revenue Sharing, Tax Effort	
		Principal Payments	34,942,299.89	TOTAL	474,158,572.49
		Interest Payments	31,459,398.22	Prior Years Surplus Appropriated	480,699.00
		DEFERRED CHARGES		REVENUES TOTAL	474,639,271.49
		RESERVE FOR UNCOLLECTED TAXES			
		EXPENDITURES TOTAL	456,038,958.47	CURRENT FINANCES DECEMBER 31,	
				ASSETS	
PUBLIC SAFETY		CAPITAL DEBT AUTHORIZED, DECEMBER 31,		Cash Dec. 31,	15,512,231.02
Prosecutor's Office	19,195,596.00	ISSUED AND UNISSUED GROSS DEBT		Taxes Receivable	497,939.62
County Police	2,611,361.00	School		Emergencies and Other Deferred Charges	
Sheriff's Office	19,795,926.00	Self-liquidating		State Aid Receivable	
Civil Defense and Disaster Control	165,803.00	Other	634,149,959	Other Receivable	2,203,043.47
Environmental Inspection and Control		Total	634,149,959	TOTAL	18,213,214.11
Weights and Measures				LIABILITIES, RESERVES, AND SURPLUS	
Correctional and Penal	33,285,238.00	ISSUED AND OUTSTANDING		Cash Liabilities	12,563,212.13
Other Public Safety		School		Reserves For Receivables	2,700,983.09
		Self-liquidating		Surplus Dec. 31,	2,949,018.89
		Other		TOTAL	18,213,214.11
		Total	592,905,807.00		
PUBLIC WORKS		Equalized Valuation Basis			
Roads and Bridges, Streets, Drainage	4,169,453.00	for Net Debt Computation	38,426,789,628.00		
State Aid Motor Vehicle Fund		CAPITAL OUTLAY TOTAL	18,168,200.56		
County Funds	2,768,324.00	Public Enterprises			
Other Roads and Bridges		Recreation—Culture	636,192.29		
Public Buildings and Grounds	13,182,655.00	Public Works	7,004,079.90		
Other Public Works	1,835,481.00	Buildings and Grounds	9,820,985.50		
HEALTH AND WELFARE		Library and Education	706,942.87		
County Health Department	919,670.00	Conservation			
Mental Health Activities	40,587,583.00	All Other			
Tubercular Patient Care					
County Hospitals, Homes	35,710,947.00				
County Aid to Hospitals					
Health Clinics					
Mosquito Extermination					
Health Services Except Environmental	3,140,256.03				
County Welfare Board	57,382,246.00				
Child Welfare	12,487.50				
Other Welfare Services	2,439,000.00				
RECREATION AND CONSERVATION					
Parks, Playgrounds, Shade Trees	11,094,255.00				
Land Reclamation and Conservation					
Other Recreational Services	1,417,095.00				

COUNTY ESSEX

COUNTY SEAT Newark City

Form of Government: *Board of Chosen Freeholders 9 Members

Number of Constituent Municipalities 22

Population Census 1990 778,206

Population Census 1993 770,420

Land Area - Square Miles 127.44

Net Value on which County Taxes are Apportioned 38,390,751,976

Tax Rate per \$100 .658

Tax Levy 252,526,769

Distribution of Ratables:

Class	Line Items	Assessed Valuation	% of Valuation
Vacant Land	10,597	250,005,800	1.41
Residential	143,040	12,580,276,000	71.14
Farm	45	2,674,700	.01
Commercial	11,535	2,860,506,100	16.18
Industrial	2,332	1,306,758,500	7.39
Apartments	2,695	683,838,500	3.87
<hr/>			
TOTAL	170,244	17,684,059,600	100.00

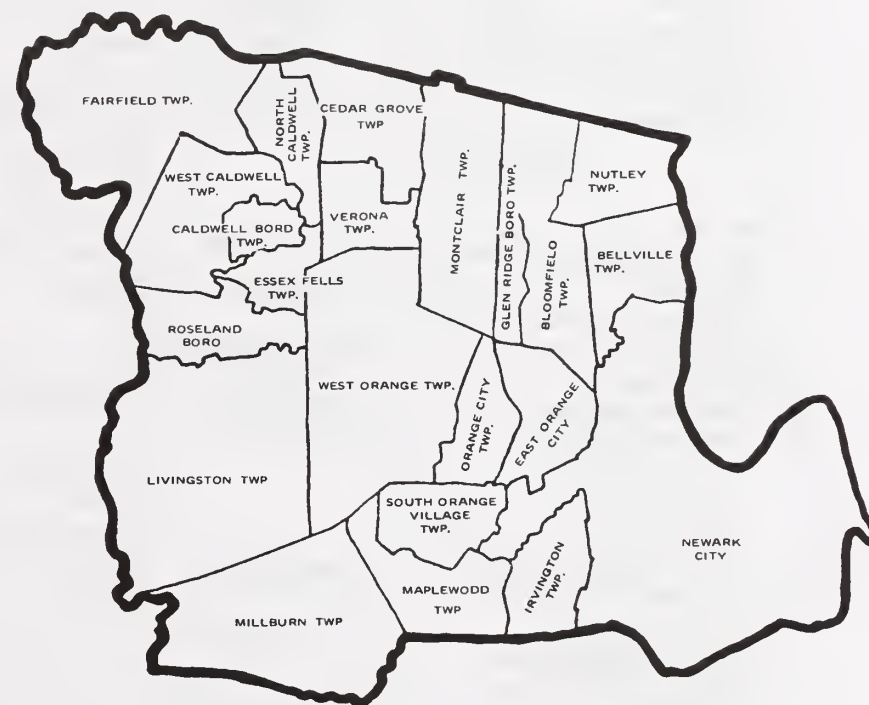
Bond Ratings:

Moody's BAA1

Standard & Poors AAA



ESSEX COUNTY



0830

Population 1990 **230,082**
 Population 1993 **238,329**
 S & P Rating **AA-**
 Moody Rating **A1**
 Land Area **328.36**

Net Valuation Taxable
 8,339,837,781
 Net Valuation on Which County Taxes
 are apportioned:
 Sq. Miles 10,600,016,806

GLOUCESTER COUNTY - Class 2 -
Form of Government:
Board of Chosen Freeholders
Number of Members on Governing Body - 7

PER CAPITA:
 Gross Debt **439.27**
 Net Debt **353.08**
 Debt Service **35.01**
 Total Tax Levy **273.00**
 County Functions: **420.62**

PER CENT:
 Gross Debt **1.03**
 Net Debt **.83**

EXPENDITURES		EXPENDITURES (cont'd.)		REVENUES REALIZED	
GENERAL GOVERNMENT		EDUCATION (excluding schools)		Property Taxes	
Governing Body and Public Boards	351,656.00	County Superintendent of Schools	236,424.00	65,062,942.27	
County Clerk	582,409.00	Vocational Schools	3,100,000.00	Financial Business Tax	
Financial Administration	1,153,782.61	County College	5,654,487.00	Franchise Tax	
Board of Taxation	158,676.00	County Extension Services	614,844.00	Bank Corp. Tax	
Planning, Housing, Development	837,452.00	Libraries	1,120.00	Other Miscellaneous Taxes	
Human Resources	1,730,694.00	Other Educational Services	2,356,016.00	State Aid Revenues	
Elections	877,478.00	STATUTORY EXPENDITURES		Federal Aid Revenues	
General Administration	8,479,917.74	Pensions and F.I.C.A.	4,509,050.00	State and Local Fiscal Assistance Act Utilized	
JUDICIARY		Employee Fringe Benefits	8,151,387.00	Institutional Revenues	
Superior Court	5,766,444.00	Other Statutory Expenditures		Courts	
Surrogates Office	272,396.00	Ceta & Other Public Employment Programs	91,590,853.35	County Clerk & Register	
Probation Office		COUNTY FUNCTIONS TOTAL		Surrogate	
County Clerk (Judicial Functions)	601,568.00	CAPITAL IMPROVEMENTS *MEMO		Sheriff	
PUBLIC SAFETY		DEBT SERVICE		Other Miscellaneous Revenues	
Prosecutor's Office	3,047,523.00	Principal Payments	5,417,000.00	Other Revenues, Revenue Sharing, Tax Effort	
County Police	2,492,724.00	Interest Payments	3,164,290.65	TOTAL	
Sheriff's Office	63,086.00	DEFERRED CHARGES		Prior Years Surplus Appropriated	
Civil Defense and Disaster Control	27,013.00	RESERVE FOR UNCOLLECTED TAXES		REVENUES TOTAL	
Environmental Inspection and Control	98,004.00	EXPENDITURES TOTAL		106,142,172.76	
Weights and Measures	4,789,628.00	CAPITAL DEBT AUTHORIZED, DECEMBER 31,		CURRENT FINANCES DECEMBER 31,	
Correctional and Penal	84,369.00	ISSUED AND UNISSUED GROSS DEBT		ASSETS	
Other Public Safety		School		Cash Dec. 31,	
PUBLIC WORKS		Self-liquidating		Taxes Receivable	
Roads and Bridges, Streets, Drainage	3,569,862.00	Other	104,689,800	Emergencies and Other Deferred Charges	
State Aid Motor Vehicle Fund	1,265,282.00	Total	104,689,800	State Aid Receivable	
County Funds				Other Receivable	
Other Roads and Bridges	3,850,460.00			TOTAL	
Public Buildings and Grounds	1,017,315.00			25,133,404.50	
Other Public Works				LIABILITIES RESERVES, AND SURPLUS	
HEALTH AND WELFARE				Cash Liabilities	
County Health Department	303,958.00			Reserves For Receivables	
Mental Health Activities	5,450,935.00			Surplus Dec. 31,	
Tubercular Patient Care				TOTAL	
County Hospitals, Homes				7,019,017.32	
County Aid to Hospitals				897,167.97	
Health Clinics				17,217,219.21	
Mosquito Extermination				25,133,404.50	
Health Services Except Environmental	8,000,734.00				
County Welfare Board	7,336,215.00				
Child Welfare					
Other Welfare Services	319,369.00				
RECREATION AND CONSERVATION					
Parks, Playgrounds, Shade Trees	1,509,287.00				
Land Reclamation and Conservation	1,929,288.00				
Other Recreational Services					

COUNTY GLOUCESTER

COUNTY SEAT Woodbury City

Form of Government: Board of Chosen Freeholders 7 Members

Number of Constituent Municipalities 24

Population Census 1990 230,082

Population Census 1993 238,329

Land Area - Square Miles 328.36

Net Value on which County Taxes are Apportioned 10,600,016,806

Tax Rate per \$100 .614

Tax Levy 65,062,942

Distribution of Ratables:

Class	Line Items	Assessed Valuation	% of Valuation
Vacant Land	14,876	283,804,546	3.44
Residential	68,233	5,458,079,020	66.09
Farm	4,935	162,207,045	1.97
Commercial	3,557	1,322,997,000	16.02
Industrial	193	857,896,890	10.39
Apartments	193	173,415,100	2.10
<hr/>			
TOTAL	91,987	8,258,399,601	100.00

Bond Ratings:

Moody's A1

Standard & Poors AA-



GLOUCESTER COUNTY



0930

Population 1990 **553,099**
 Population 1993 **552,770**
 S & P Rating **AA**
 Moody Rating **AAA**
 Land Area **46.42** Sq. Miles

Net Valuation Taxable
 20,162,921,135
 Net Valuation on Which County Taxes
 23,237,495,608

HUDSON COUNTY - Class 1 -
Form of Government:
County Exec. Plan - (O.C.C.L. - 1972)
Number of Members on Governing Body - 9

PER CAPITA
 Gross Debt **444.79**
 Net Debt **235.78**
 Debt Service **11.76**
 Total Tax Levy **261.07**
 County Functions: **540.41**

PER CENT:
 Gross Debt **1.07**
 Net Debt **.57**

EXPENDITURES		EXPENDITURES (cont'd.)		REVENUES REALIZED	
GENERAL GOVERNMENT		EDUCATION (excluding schools)		Property Taxes	
Governing Body and Public Boards	1,214,651.00	County Superintendent of Schools	152,171.00		144,311,445.00
County Clerk	1,321,379.00	Vocational Schools	12,318,500.00	Financial Business Tax	
Financial Administration	2,210,655.00	County College	5,395,037.00	Franchise Tax	
Board of Taxation		County Extension Services		Bank Corp. Tax	
Planning, Housing, Development	429,703.00	Libraries		Other Miscellaneous Taxes	
Human Resources	6,670,259.48	Other Educational Services	659,476.00	State Aid Revenues	55,881,334.36
Elections	2,960,126.00	STATUTORY EXPENDITURES		Federal Aid Revenues	
General Administration	13,183,693.31	Pensions and F.I.C.A.	17,672,053.75	State and Local Fiscal Assistance Act Utilized	
JUDICIARY		Employee Fringe Benefits	18,675,000.00	Institutional Revenues	8,787,760.55
Superior Court	7,874,356.00	Other Statutory Expenditures	56,000.00	Courts	1,515,321.06
Surrogates Office	660,164.00	Ceto & Other Public Employment Programs		County Clerk & Register	1,833,315.07
Probation Office	5,631,075.00	COUNTY FUNCTIONS TOTAL	291,942,731.63	Surrogate	228,874.85
County Clerk (Judicial Functions)	1,695,534.00	CAPITAL IMPROVEMENTS *MEMO	1,000,000.00	Sheriff	824,130.85
		DEBT SERVICE		Other Miscellaneous Revenues	78,495,014.50
		Principal Payments	2,425,000.00	Other Revenues, Revenue Sharing, Tax Effort	
		Interest Payments	4,076,351.30	TOTAL	291,877,196.24
		DEFERRED CHARGES	280,347.88	Prior Years Surplus Appropriated	14,867,939.00
		RESERVE FOR UNCOLLECTED TAXES		REVENUES TOTAL	306,745,135.24
		EXPENDITURES TOTAL	298,724,430.81	CURRENT FINANCES DECEMBER 31,	
PUBLIC SAFETY		CAPITAL DEBT AUTHORIZED, DECEMBER 31,		ASSETS	
Prosecutor's Office	11,047,601.00	ISSUED AND UNISSUED		Cash Dec. 31,	77,337,768.85
County Police	5,560,970.60	School	6,789,761	Taxes Receivable	
Sheriff's Office	6,887,869.00	Self-liquidating	99,920,000	Emergencies and Other Deferred Charges	120,000.00
Civil Defense and Disaster Control	154,939.00	Other	139,154,158	State Aid Receivable	6,690,716.09
Environmental Inspection and Control		Total	245,863,919	Other Receivable	
Weights and Measures	94,008.00			TOTAL	84,148,484.94
Correctional and Penal	29,434,729.00	ISSUED AND OUTSTANDING		LIABILITIES RESERVES, AND SURPLUS	
Other Public Safety	6,000.00	School	4,149,761.00	Cash Liabilities	60,140,768.54
		Self-liquidating		Reserves For Receivables	6,690,716.09
		Other		Surplus Dec. 31,	17,317,000.31
		Total	86,464,839.05	TOTAL	84,148,484.94
PUBLIC WORKS		Equalized Valuation Basis			
Roads and Bridges, Streets, Drainage	415,194.00	for Net Debt Computation	22,851,565,002.00		
State Aid Motor Vehicle Fund	670,205.00	CAPITAL OUTLAY TOTAL	9,640,669.80		
County Funds	954,927.00	Public Enterprises	2,646,000.00		
Other Roads and Bridges		Recreation—Culture	32,231.39		
Public Buildings and Grounds	16,091,301.00	Public Works			
Other Public Works	632,683.00	Buildings and Grounds	2,121,304.49		
HEALTH AND WELFARE		Library and Education	3,841,133.92		
County Health Department	834,726.00	Conservation			
Mental Health Activities	26,814,128.00	All Other			
Tubercular Patient Care					
County Hospitals, Homes	36,012,031.00				
County Aid to Hospitals					
Health Clinics	197,622.00				
Mosquito Extermination					
Health Services Except Environmental	6,519,459.00				
County Welfare Board	42,287,151.49				
Child Welfare	2,876,976.00				
Other Welfare Services	76,591.00				
RECREATION AND CONSERVATION					
Parks, Playgrounds, Shade Trees	3,180,187.00				
Land Reclamation and Conservation	280,242.00				
Other Recreational Services	133,388.00				

COUNTY HUDSON

COUNTY SEAT Jersey City

Form of Government: *Board of Chosen Freeholders 9 Members

Number of Constituent Municipalities 12

Population Census 1990 553,099

Population Census 1993 552,770

Land Area - Square Miles 46.42

Net Value on which County Taxes are Apportioned 23,237,495,608

Tax Rate \$100 .621

Tax Levy 144,311,445

Distribution of Ratables:

Class	Line Items	Assessed Valuation	% of Valuation
Vacant Land	7,357	984,937,718	4.92
Residential	82,774	9,621,264,622	48.08
Farm	-0-	-0-	-0-
Commercial	10,271	4,345,036,197	21.71
Industrial	2,429	3,417,110,100	17.08
Apartments	4,331	1,642,841,250	8.21
<hr/>			
TOTAL	107,162	20,011,189,887	100.00

Bond Ratings:

Moody's AAA

Standard & Poors AA



1000

Population 1990 107,776

Population 1993 113,732

S & P Rating

Moody Rating AA

Land Area 429.60

Sq. Miles 9,372,653,291

Net Valuation Taxable

9,057,057,204

Net Valuation on Which County Taxes

are apportioned:

HUNTERDON COUNTY - Class 3 -

Form of Government:

Board of Chosen Freeholders

Number of Members on Governing Body - 3

PER CAPITA:

Gross Debt

694.11

Net Debt

694.11

Debt Service

32.25

Total Tax Levy

247.84

County Functions:

371.41

PER CENT:

Gross Debt

.85

Net Debt

.85

EXPENDITURES		EXPENDITURES (cont'd.)		REVENUES REALIZED	
GENERAL GOVERNMENT		EDUCATION (excluding schools)		Property Taxes	29,187,934.00
Governing Body and Public Boards	1,226,090.00	County Superintendent of Schools	150,515.00	Financial Business Tax	
County Clerk	399,456.00	Vocational Schools	300,000.00	Franchise Tax	
Financial Administration	364,486.00	County College	2,995,000.00	Bank Corp. Tax	
Board of Taxation	169,915.00	County Extension Services	205,590.00	Other Miscellaneous Taxes	
Planning, Housing, Development	501,298.00	Libraries		State Aid Revenues	5,292,401.89
Human Resources	1,434,808.10	Other Educational Services	362,837.00	Federal Aid Revenues	
Elections	327,062.00	STATUTORY EXPENDITURES		State and Local Fiscal Assistance Act Utilized	122,518.08
General Administration	4,180,355.72	Pensions and F.I.C.A.	1,793,900.00	Institutional Revenues	47,724.08
JUDICIARY		Employee Fringe Benefits	2,870,000.00	Courts	778,925.81
Superior Court	650,816.00	Other Statutory Expenditures		County Clerk & Register	66,778.89
Surrogates Office	156,440.00	Ceta & Other Public Employment Programs		Surrogate	140,944.25
Probation Office	847,100.00	COUNTY FUNCTIONS TOTAL	38,573,722.82	Sheriff	4,299,909.79
County Clerk (Judicial Functions)	123,409.00	CAPITAL IMPROVEMENTS *MEMO	1,000,000.00	Other Miscellaneous Revenues	
		DEBT SERVICE		Other Revenues, Revenue Sharing, Tax Effort	
		Principal Payments	2,118,778.35	TOTAL	38,937,136.79
		Interest Payments	1,549,123.00	Prior Years Surplus Appropriated	5,698,037.00
		DEFERRED CHARGES		REVENUES TOTAL	44,635,173.79
		RESERVE FOR UNCOLLECTED TAXES			
PUBLIC SAFETY		EXPENDITURES TOTAL	42,241,624.17	CURRENT FINANCES DECEMBER 31,	
Prosecutor's Office	1,690,541.00			ASSETS	
County Police	1,324,044.00	CAPITAL DEBT AUTHORIZED, DECEMBER 31,		Cash Dec. 31,	10,997,800.70
Sheriff's Office	951,587.00	ISSUED AND UNISSUED GROSS DEBT		Taxes Receivable	574,431.25
Civil Defense and Disaster Control	16,056.00	School		Emergencies and Other Deferred Charges	
Environmental Inspection and Control	8,400.00	Self-liquidating		State Aid Receivable	314,126.87
Weights and Measures	36,830.00	Other	78,943,121	Other Receivable	
Correctional and Penal	1,831,153.00	Total	78,943,121	TOTAL	11,886,358.82
Other Public Safety	53,075.00			LIABILITIES RESERVES, AND SURPLUS	3,020,153.27
		ISSUED AND OUTSTANDING		Cash Liabilities	888,558.12
PUBLIC WORKS		School		Reserves For Receivables	7,977,647.43
Roads and Bridges, Streets, Drainage	830,921.00	Self-liquidating		Surplus Dec. 31,	
State Aid Motor Vehicle Fund		Other	27,392,000.00	TOTAL	11,886,358.82
County Funds	3,818,646.00	Total	27,392,000.00		
Other Roads and Bridges		Equalized Valuation Basis			
Public Buildings and Grounds	1,152,273.00	for Net Debt Computation	9,293,083,893.67		
Other Public Works	383,108.00	CAPITAL OUTLAY TOTAL	10,082,516.37		
HEALTH AND WELFARE					
County Health Department	102,429.00	Public Enterprises			
Mental Health Activities	3,363,973.00	Recreation—Culture	2,018,874.27		
Tubercular Patient Care		Public Works	4,325,738.70		
County Hospitals, Homes	2,500.00	Buildings and Grounds	3,646,869.70		
County Aid to Hospitals		Library and Education	49,400.00		
Health Clinics	28,786.00	Conservation	41,633.70		
Mosquito Extermination		All Other			
Health Services Except Environmental	1,725,231.00				
County Welfare Board	1,337,684.00				
Child Welfare					
Other Welfare Services	86,251.00				
RECREATION AND CONSERVATION					
Parks, Playgrounds, Shade Trees	6,300.00				
Land Reclamation and Conservation	172,018.00				
Other Recreational Services	597,839.00				

COUNTY HUNTERDON

COUNTY SEAT Flemington Boro.

Form of Government: Board of Chosen Freeholders 3 Members

Number of Constituent Municipalities 26

Population Census 1990 107,776

Population Census 1993 113,732

Land Area - Square Miles 429.60

Net Value on which County Taxes are Apportioned 9,372,653,291

Tax Rate per \$100 .301

Tax Levy 28,187,934

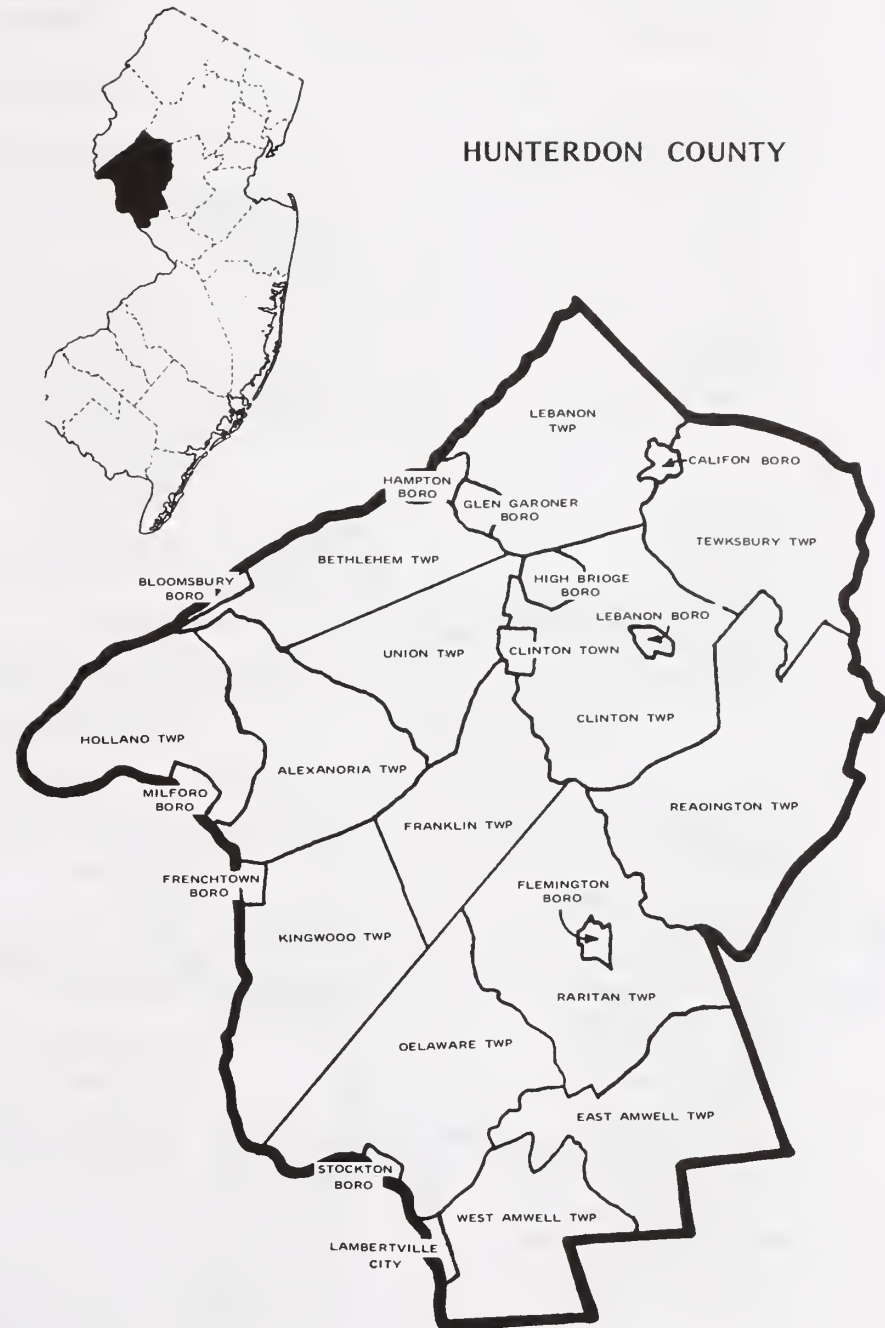
Distribution of Ratables:

Class	Line Items	Assessed Valuation	% of Valuation
Vacant Land	5,090	392,914,586	4.36
Residential	32,931	6 145,707,670	68.20
Farm	8,314	761,691,102	8.46
Commercial	1,924	1,230,293,975	13.65
Industrial	162	413,012,365	4.58
Apartments	116	67,893,900	0.75
<hr/>			
TOTAL	48,537	9,011,513,598	100.00

Bond Ratings:

Moody's AA

Standard & Poors --



1100

Population 1990 325,824
 Population 1993 328,556
 S & P Rating AA
 Moody Rating AA2
 Land Area 226.00

Sq. Miles 18,896,117,057

Net Valuation Taxable
 11,539,525,381
 Net Valuation on Which County Taxes
 are apportioned:

MERCER COUNTY - Class 2 -
Form of Government:
County Exec. Plan - (O.C.C.L. - 1972)
Number of Members on Governing Body - 7

PER CAPITA:
 Gross Debt 757.11
 Net Debt 250.42
 Debt Service 38.39
 Total Tax Levy 303.66
 County Functions: 503.72

PER CENT:
 Gross Debt 1.35
 Net Debt .45

EXPENDITURES		EXPENDITURES (cont'd.)		REVENUES REALIZED	
GENERAL GOVERNMENT		EDUCATION (excluding schools)		Property Taxes	99,770,922.22
Governing Body and Public Boards	265,055.00	County Superintendent of Schools	108,845.00	Financial Business Tax	
County Clerk		Vocational Schools	4,363,277.00	Franchise Tax	245,351.14
Financial Administration	1,045,943.00	County College	10,007,127.00	Bank Corp. Tax	
Board of Taxation	189,393.00	County Extension Services		Other Miscellaneous Taxes	
Planning, Housing, Development	891,618.00	Libraries		State Aid Revenues	28,365,185.79
Human Resources	3,889,101.00	Other Educational Services	2,489,436.00	Federal Aid Revenues	
Elections	1,616,979.00	STATUTORY EXPENDITURES		State and Local Fiscal Assistance Act Utilized	
General Administration	9,431,594.00	Pensions and F.I.C.A.	5,303,769.00	Institutional Revenues	165,320.00
JUDICIARY		Employee Fringe Benefits	9,267,675.00	Courts	305,399.94
Superior Court	5,943,669.00	Other Statutory Expenditures		County Clerk & Register	2,339,659.01
Surrogates Office	319,737.00	Ceto & Other Public Employment Programs		Surrogate	497,811.85
Probation Office	3,176,356.00	COUNTY FUNCTIONS TOTAL	152,107,285.00	Sheriff	385,506.65
County Clerk (Judicial Functions)	1,416,685.00	CAPITAL IMPROVEMENTS *MEMO	471,412.00	Other Miscellaneous Revenues	33,292,765.79
		DEBT SERVICE		Other Revenues, Revenue Sharing, Tax Effort	
		Principal Payments	8,715,000.00	TOTAL	165,367,922.38
		Interest Payments	3,898,629.35	Prior Years Surplus Appropriated	1,804,000.00
		DEFERRED CHARGES	779,546.07	REVENUES TOTAL	167,171,922.38
PUBLIC SAFETY		RESERVE FOR UNCOLLECTED TAXES			
Prosecutor's Office	4,823,524.00	EXPENDITURES TOTAL	155,500,460.42	CURRENT FINANCES DECEMBER 31,	
County Police	2,439,395.00			ASSETS	
Sheriff's Office	4,370,670.00	CAPITAL DEBT AUTHORIZED, DECEMBER 31,		Cash Dec. 31,	19,714,096.56
Civil Defense and Disaster Control	73,769.00	ISSUED AND UNISSUED GROSS DEBT	NET DEBT	Taxes Receivable	1,328,741.09
Environmental Inspection and Control		School		Emergencies and Other Deferred Charges	400,000.00
Weights and Measures		Self-liquidating		State Aid Receivable	
Correctional and Penal	13,615,707.00	Other	248,753,821	Other Receivable	1,161,463.98
Other Public Safety	174,211.00	Total	248,753,821	TOTAL	22,604,301.63
				LIABILITIES RESERVES, AND SURPLUS	17,929,943.06
PUBLIC WORKS		ISSUED AND OUTSTANDING		Cash Liabilities	2,299,746.07
Roads and Bridges, Streets, Drainage	565,938.00	School		Reserves For Receivables	2,374,612.50
State Aid Motor Vehicle Fund		Self-liquidating		Surplus Dec. 31,	22,604,301.63
County Funds		Other	230,736,119.00	TOTAL	
Other Roads and Bridges		Total	230,736,119.00		
Public Buildings and Grounds	4,295,815.00				
Other Public Works	6,365,656.00	Equalized Valuation Basis for Net Debt Computation	18,403,794,621.33		
HEALTH AND WELFARE		CAPITAL OUTLAY TOTAL	23,650,502.56		
County Health Department	264,340.00	Public Enterprises			
Mental Health Activities	21,108,977.00	Recreation—Culture	496,882.76		
Tubercular Patient Care		Public Works	5,713,112.43		
County Hospitals, Homes		Buildings and Grounds	13,743,365.55		
County Aid to Hospitals		Library and Education	3,697,141.82		
Health Clinics		Conservation			
Mosquito Extermination		All Other			
Health Services Except Environmental	10,606,698.00				
County Welfare Board	15,428,725.00				
Child Welfare	353,054.00				
Other Welfare Services	1,153,520.00				
RECREATION AND CONSERVATION					
Parks, Playgrounds, Shade Trees	5,923,349.00				
Land Reclamation and Conservation					
Other Recreational Services	817,707.00				

COUNTY MERCER

COUNTY SEAT Trenton City

Form of Government: *Board of Chosen Freeholders 7 Members

Number of Constituent Municipalities 13

Population Census 1990 325,824

Population Census 1993 328,556

Land Area - Square Miles 226.00

Net Value on which County Taxes are Apportioned 18,896,117,057

Tax Rate per \$100 .528

Tax Levy 99,770,922

Distribution of Ratables:

Class	Line Items	Assessed Valuation	% of Valuation
Vacant Land	7,918	272,855,829	2.39
Residential	92,143	7,911,637,310	69.40
Farm	2,307	132,482,994	1.15
Commercial	5,597	2,199,022,011	19.29
Industrial	350	541,822,550	4.75
Apartments	354	343,979,010	3.02
<hr/>			
TOTAL	108,669	11,400,799,704	100.00

Bond Ratings:

Moody's AA2

Standard & Poors AA



MERCER COUNTY



1200

Population 1990 671,780
 Population 1993 687,298
 S & P Rating AA+
 Moody Rating AAA
 Land Area 311.00

Sq Miles 42,564,835,739

Net Valuation Taxable
 35,019,785,342
 Net Valuation on Which County Taxes
 are apportioned:

MIDDLESEX COUNTY - Class 2 -
Form of Government:
Board of Chosen Freeholders
Number of Members on Governing Body - 7

PER CAPITA: 394.29
 Gross Debt 371.27
 Net Debt 42.96
 Debt Service 267.42
 Total Tax Levy 412.81
 County Functions:

PER CENT
 Gross Debt .63
 Net Debt .59

EXPENDITURES		EXPENDITURES (cont'd.)		REVENUES REALIZED	
GENERAL GOVERNMENT		EDUCATION (excluding schools)		Property Taxes	
Governing Body and Public Boards	1,763,220.00	County Superintendent of Schools	217,875.00		183,800,000.00
County Clerk	1,018,109.00	Vocational Schools	15,352,600.00	Financial Business Tax	
Financial Administration	1,172,092.00	County College	12,810,422.00	Franchise Tax	
Board of Taxation	226,759.00	County Extension Services	263,625.00	Bank Corp. Tax	
Planning, Housing, Development	1,340,136.00	Libraries		Other Miscellaneous Taxes	968,555.00
Human Resources	4,311,970.00	Other Educational Services	7,566,390.00	State Aid Revenues	37,344,408.00
Elections	2,238,735.00	STATUTORY EXPENDITURES		Federal Aid Revenues	8,727,791.00
General Administration	12,475,284.00	Pensions and F.I.C.A.	13,267,356.00	State and Local Fiscal Assistance Act Utilized	
JUDICIARY		Employee Fringe Benefits	18,891,500.00	Institutional Revenues	25,760,496.00
Superior Court	14,500,331.00	Other Statutory Expenditures		Courts	1,896,618.00
Surrogates Office	399,462.00	Ceta & Other Public Employment Programs		County Clerk & Register	4,657,694.00
Probation Office		COUNTY FUNCTIONS TOTAL	254,196,076.00	Surrogate	467,357.00
County Clerk (Judicial Functions)	2,934,869.00	CAPITAL IMPROVEMENTS *MEMO	500.00	Sheriff	995,800.00
		DEBT SERVICE		Other Miscellaneous Revenues	10,690,880.00
		Principal Payments	19,210,000.00	Other Revenues, Revenue Sharing, Tax Effort	
		Interest Payments	10,316,447.00	TOTAL	275,309,599.00
		DEFERRED CHARGES		Prior Years Surplus Appropriated	11,500,000.00
		RESERVE FOR UNCOLLECTED TAXES		REVENUES TOTAL	286,809,599.00
PUBLIC SAFETY		EXPENDITURES TOTAL	283,722,523.00	CURRENT FINANCES DECEMBER 31,	
Prosecutor's Office	9,797,552.00	CAPITAL DEBT AUTHORIZED, DECEMBER 31,		ASSETS	
County Police	263,103.00	ISSUED AND UNISSUED GROSS DEBT		Cash Dec. 31,	27,609,494.00
Sheriff's Office	8,177,055.00	School		Taxes Receivable	968,555.00
Civil Defense and Disaster Control	266,520.00	Self-liquidating		Emergencies and Other Deferred Charges	
Environmental Inspection and Control	387,504.00	Other	270,998,003	State Aid Receivable	
Weights and Measures	339,500.00	Total	270,998,003	Other Receivable	8,844,480.00
Correctional and Penal	22,076,151.00			TOTAL	37,422,529.00
Other Public Safety		ISSUED AND OUTSTANDING		LIABILITIES RESERVES, AND SURPLUS	23,021,190.00
		School		Cash Liabilities	
PUBLIC WORKS		Self-liquidating		Reserves For Receivables	1,695,579.00
Roads and Bridges, Streets, Drainage	3,205,105.00	Other		Surplus Dec. 31,	12,705,760.00
State Aid Motor Vehicle Fund		Total	192,727,000.00	TOTAL	37,422,529.00
County Funds	47,000.00	Equalized Valuation Basis for Net Debt Computation	43,286,217,302.33		
Other Roads and Bridges		CAPITAL OUTLAY TOTAL	78,198,741.00		
Public Buildings and Grounds	4,880,825.00	Public Enterprises			
Other Public Works	2,930,038.00	Recreation—Culture			
HEALTH AND WELFARE		Public Works	8,206.00		
County Health Department	576,005.00	Buildings and Grounds	77,112,170.00		
Mental Health Activities	24,703,126.00	Library and Education	1,078,365.00		
Tubercular Patient Care		Conservation			
County Hospitals, Homes	29,906,791.00	All Other			
County Aid to Hospitals					
Health Clinics	244,487.00				
Mosquito Extermination	1,132,889.00				
Health Services Except Environmental	3,401,386.00				
County Welfare Board	11,559,670.00				
Child Welfare	1,441,315.00				
Other Welfare Services	932,699.00				
RECREATION AND CONSERVATION					
Parks, Playgrounds, Shade Trees	3,517,492.00				
Land Reclamation and Conservation	3,652,128.00				
Other Recreational Services					

COUNTY MIDDLESEX

COUNTY SEAT New Brunswick City

Form of Government: Board of Chosen Freeholders 7 Members

Number of Constituent Municipalities 25

Population Census 1990 671,780

Population Census 1993 687,298

Land Area - Square Miles 311.00

Net Value on which County Taxes are Apportioned 42,564,835,739

Tax Rate per \$100 .432

Tax Levy 183,800,000

Distribution of Ratables:

Class	Line Items	Assessed Valuation	% of Valuation
Vacant Land	17,910	1,164,057,000	3.36
Residential	178,733	20,517,276,125	59.22
Farm	1,862	126,624,300	.36
Commercial	7,964	5,033,264,460	14.53
Industrial	2,171	6,051,315,700	17.47
Apartments	706	1,755,380,800	5.07
<hr/>			
TOTAL	209,346	34,647,918,385	100.00

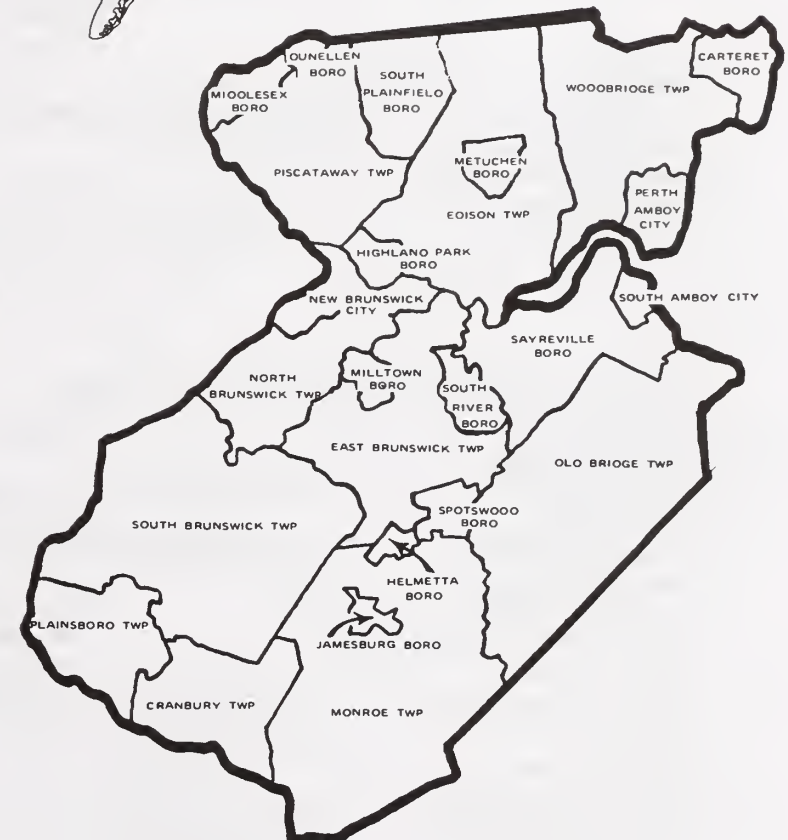
Bond Ratings:

Moody's AAA

Standard & Poors AA+



MIDDLESEX COUNTY



1330

Population 1990 553,124
 Population 1993 572,258
 S & P Rating AA+
 Moody Rating AAA
 Land Area 471.57

Net Valuation Taxable
 37,560,376,243
 Net Valuation on Which County Taxes
 are apportioned:
 Sq. Miles 39,106,031,259

MONMOUTH COUNTY - Class 5 -

Form of Government:

Board of Chosen Freeholders

Number of Members on Governing Body - 5

PER CAPITA:

Gross Debt 513.06
 Net Debt 354.16
 Debt Service 47.16
 Total Tax Levy 303.80
 County Functions: 490.11

PER CENT.

Gross Debt .75
 Net Debt .52

EXPENDITURES		EXPENDITURES (cont'd.)		REVENUES REALIZED	
GENERAL GOVERNMENT		EDUCATION (excluding schools)		Property Taxes	
Governing Body and Public Boards	797,686.00	County Superintendent of Schools	222,788.00		173,850,000.00
County Clerk	1,885,241.00	Vacational Schools	8,681,490.00	Financial Business Tax	
Financial Administration	10,034,645.75	County College	19,659,823.00	Franchise Tax	
Board of Taxation	255,985.00	County Extension Services	399,065.00	Bank Corp. Tax	
Planning, Housing, Development	1,397,978.60	Libraries		Other Miscellaneous Taxes	3,750,783.75
Human Resources	5,798,365.96	Other Educational Services	682,977.00	State Aid Revenues	52,938,633.62
Elections	1,807,950.00	STATUTORY EXPENDITURES		Federal Aid Revenues	148,241.00
General Administration	12,652,703.00	Pensions and F.I.C.A.	10,033,000.00	State and Local Fiscal Assistance Act Utilized	
JUDICIARY		Employee Fringe Benefits	14,315,214.00	Institutional Revenues	464,603.34
Superior Court	5,923,538.00	Other Statutory Expenditures		Courts	1,301,331.42
Surrogates Office	497,597.00	Ceto & Other Public Employment Programs	253,481,397.30	County Clerk & Register	5,256,444.94
Probation Office	7,124,285.00	COUNTY FUNCTIONS TOTAL	553,481,397.30	Surrogate	360,067.56
County Clerk (Judicial Functions)	1,650,046.00	CAPITAL IMPROVEMENTS *MEMO	1,200,000.00	Sheriff	1,043,206.98
		DEBT SERVICE		Other Miscellaneous Revenues	41,148,913.13
		Principal Payments	18,492,465.78	Other Revenues, Revenue Sharing, Tax Effort	
		Interest Payments	8,493,755.56	TOTAL	280,262,225.74
		DEFERRED CHARGES		Prior Years Surplus Appropriated	14,500,000.00
		RESERVE FOR UNCOLLECTED TAXES		REVENUES TOTAL	294,762,225.74
PUBLIC SAFETY		EXPENDITURES TOTAL	290,467,619.64	CURRENT FINANCES DECEMBER 31,	
Prosecutor's Office	9,942,820.00			ASSETS	
County Police	2,631,962.00	CAPITAL DEBT AUTHORIZED, DECEMBER 31,		Cash Dec. 31,	48,671,129.78
Sheriff's Office	3,111,866.00	ISSUED AND UNISSUED GROSS DEBT		Taxes Receivable	1,791,557.35
Civil Defense and Disaster Control	205,952.00	School		Emergencies and Other Deferred Charges	318,314,684.61
Environmental Inspection and Control		Self-liquidating	71,479,000	State Aid Receivable	
Weights and Measures	262,483.00	Other	222,122,625	Other Receivable	5,453,883.06
Correctional and Penal	17,833,586.00	Total	293,601,625	TOTAL	374,231,254.80
Other Public Safety	219,535.00			LIABILITIES RESERVES, AND SURPLUS	
		ISSUED AND OUTSTANDING		Cash Liabilities	26,456,979.45
PUBLIC WORKS		School		Reserves For Receivables	7,245,440.41
Roads and Bridges, Streets, Drainage	11,271,214.00	Self-liquidating		Surplus Dec. 31,	340,528,834.94
State Aid Motor Vehicle Fund		Other		TOTAL	374,231,254.80
County Funds		Total	15,420,845.71		
Other Roads and Bridges		Equalized Valuation Basis			
Public Buildings and Grounds	11,033,512.00	for Net Debt Computation	39,035,129,054.00		
Other Public Works	2,337,673.00	CAPITAL OUTLAY TOTAL	28,369,174.40		
HEALTH AND WELFARE					
County Health Department	475,268.00	Public Enterprises	3,527,194.99		
Mental Health Activities	16,848,971.00	Recreation—Culture	280,217.30		
Tubercular Patient Care		Public Works	24,073.90		
County Hospitals, Homes		Buildings and Grounds	22,161,549.53		
County Aid to Hospitals		Library and Education	2,376,138.68		
Health Clinics		Conservation			
Mosquito Extermination	850,590.00	All Other			
Health Services Except Environmental	48,398,599.45				
County Welfare Board	8,187,473.54				
Child Welfare	2,191,000.00				
Other Welfare Services	31,244.00				
RECREATION AND CONSERVATION					
Parks, Playgrounds, Shade Trees	11,730,282.00				
Land Reclamation and Conservation	269,107.00				
Other Recreational Services	1,827,882.00				

COUNTY MONMOUTH

COUNTY SEAT Freehold Borough

Form of Government: Board of Chosen Freeholders 5 Members

Number of Constituent Municipalities 53

Population Census 1990 553,124

Population Census 1993 572,258

Land Area - Square Miles 471.57

Net Value on which County Taxes are Apportioned 39,106,031,259

Tax Rate per \$100 .445

Tax Levy 173,850,009

Distribution of Ratables:

Class	Line Items	Assessed Valuation	% of Valuation
Vacant Land	20,219	1,356,025,452	3.64
Residential	172,169	28,827,484,812	77.44
Farm	4,646	461,355,355	1.24
Commercial	8,583	4,936,430,754	13.26
Industrial	496	875,767,800	2.35
Apartments	1,038	767,226,500	2.06
<hr/>			
TOTAL	207,151	37,224,290,673	100.00

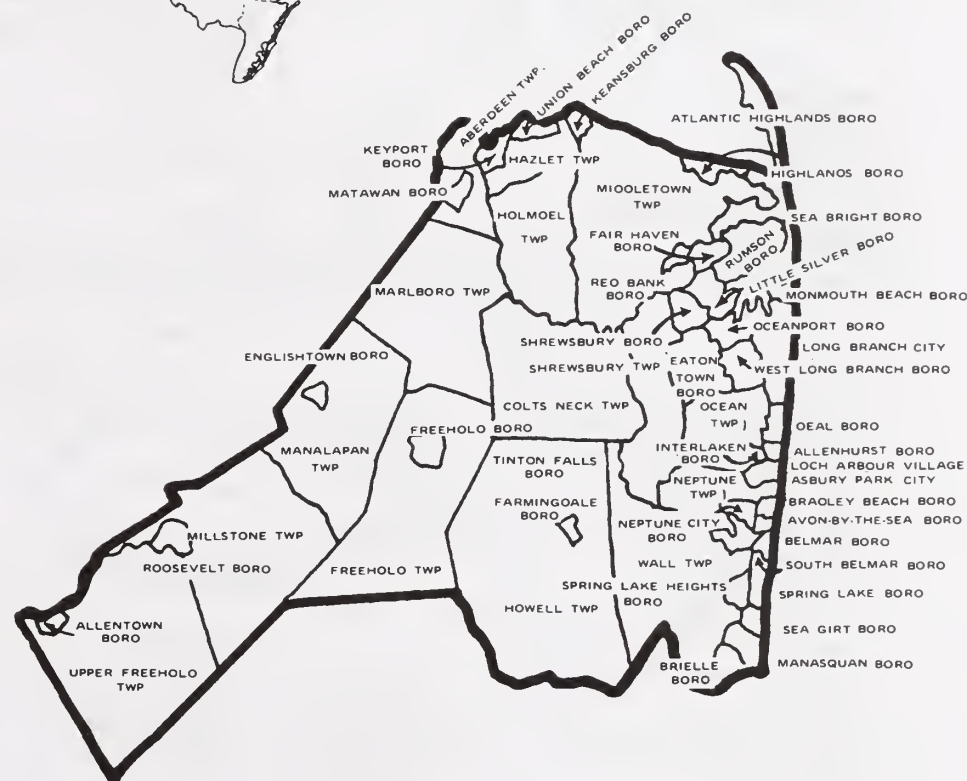
Bond Ratings:

Moody's AAA

Standard & Poors AA+



MONMOUTH COUNTY



1430

Population 1990: 421,353
 Population 1993: 432,450
 S & P Rating: AAA
 Moody Rating: AAA
 Land Area: 470.24

Net Valuation Taxable
 27,456,905,369
 Net Valuation on Which County Taxes
 are apportioned:
 Sq. Miles 39,351,607,662

MORRIS COUNTY - Class 2 -
Form of Government:
Board of Chosen Freeholders
Number of Members on Governing Body - 7

PER CAPITA:
 Gross Debt 472.36
 Net Debt 465.67
 Debt Service 42.68
 Total Tax Levy 279.44
 County Functions: 399.87

PER CENT:
 Gross Debt .52
 Net Debt .51

EXPENDITURES		EXPENDITURES (cont'd.)		REVENUES REALIZED	
GENERAL GOVERNMENT		EDUCATION (excluding schools)		Property Taxes	120,841,975.49
Governing Body and Public Boards	1,762,145.25	County Superintendent of Schools	199,020.00	Financial Business Tax	
County Clerk	1,419,000.00	Vocational Schools	3,660,000.00	Franchise Tax	
Financial Administration	2,266,742.00	County College	9,407,027.50	Bank Corp. Tax	
Board of Taxation	124,755.00	County Extension Services	326,118.00	Other Miscellaneous Taxes	
Planning, Housing, Development	3,937,949.37	Libraries	2,633,361.00	State Aid Revenues	17,722,986.78
Human Resources	5,001,275.00	Other Educational Services	380,467.00	Federal Aid Revenues	3,182,456.99
Elections	1,570,016.00	STATUTORY EXPENDITURES	7,652,295.00	State and Local Fiscal Assistance Act Utilized	
General Administration	3,872,565.00	Pensions and F.I.C.A.	12,750,000.00	Institutional Revenues	13,249,576.90
JUDICIARY		Employee Fringe Benefits		Courts	485,514.57
Superior Court	6,338,091.00	Other Statutory Expenditures		County Clerk & Register	4,897,659.13
Surrogates Office	457,325.00	Ceto & Other Public Employment Programs		Surrogate	215,886.78
Probation Office	3,841,701.00	COUNTY FUNCTIONS TOTAL	154,025,749.61	Sheriff	719,004.81
County Clerk (Judicial Functions)		CAPITAL IMPROVEMENTS *MEMO	3,250,000.00	Other Miscellaneous Revenues	10,631,450.79
		DEBT SERVICE		Other Revenues, Revenue Sharing, Tax Effort	
		Principal Payments	11,730,654.75	TOTAL	171,946,512.23
		Interest Payments	6,727,949.06	Prior Years Surplus Appropriated	11,800,000.00
		DEFERRED CHARGES	6,511.00	REVENUES TOTAL	183,746,512.23
PUBLIC SAFETY		RESERVE FOR UNCOLLECTED TAXES		CURRENT FINANCES DECEMBER 31.	
Prosecutor's Office	6,226,795.00	EXPENDITURES TOTAL	172,490,864.42	ASSETS	
County Police		CAPITAL DEBT AUTHORIZED, DECEMBER 31,		Cash Dec. 31,	25,259,964.54
Sheriff's Office	6,974,243.00	ISSUED AND UNISSUED GROSS DEBT	NET DEBT	Taxes Receivable	656,023.50
Civil Defense and Disaster Control		School		Emergencies and Other Deferred Charges	
Environmental Inspection and Control		Self-liquidating		State Aid Receivable	
Weights and Measures		Other	204,273,333	Other Receivable	2,298,073.85
Correctional and Penal	7,860,798.00	Total	204,273,333	TOTAL	28,214,061.89
Other Public Safety	362,461.50	ISSUED AND OUTSTANDING		LIABILITIES RESERVES, AND SURPLUS	
		School		Cash Liabilities	15,017,370.34
PUBLIC WORKS		Self-liquidating		Reserves For Receivables	2,954,097.35
Roads and Bridges, Streets, Drainage	3,638,380.00	Other	112,037,633.27	Surplus Dec. 31.	10,242,594.20
State Aid Motor Vehicle Fund	12,000.00	Total	112,037,633.27	TOTAL	28,214,061.89
County Funds	5,234,134.00	Equalized Valuation Basis			
Other Roads and Bridges		for Net Debt Computation	39,052,426,824.00		
Public Buildings and Grounds		CAPITAL OUTLAY TOTAL	29,919,637.00		
Other Public Works	1,489,500.00	Public Enterprises			
HEALTH AND WELFARE		Recreation—Culture	637.00		
County Health Department		Public Works	6,882,581.00		
Mental Health Activities	13,049,953.00	Buildings and Grounds	21,025,367.00		
Tubercular Patient Care		Library and Education	2,011,052.00		
County Hospitals, Homes		Conservation			
County Aid to Hospitals	1,884,534.00	All Other			
Health Clinics	30,000.00				
Mosquito Extermination	1,280,000.00				
Health Services Except Environmental	3,238,864.00				
County Welfare Board	26,742,233.99				
Child Welfare	204,650.00				
Other Welfare Services					
RECREATION AND CONSERVATION					
Parks, Playgrounds, Shade Trees	8,197,350.00				
Land Reclamation and Conservation					
Other Recreational Services					

COUNTY MORRIS

COUNTY SEAT Morristown Town

Form of Government: Board of Chosen Freeholders 7 Members

Number of Constituent Municipalities 39

Population Census 1990 421,353

Population Census 1993 432,450

Land Area - Square Miles 470.24

Net Value on which County Taxes are Apportioned 39,351,607,662

Tax Rate per \$100 .307

Tax Levy 120,697,340

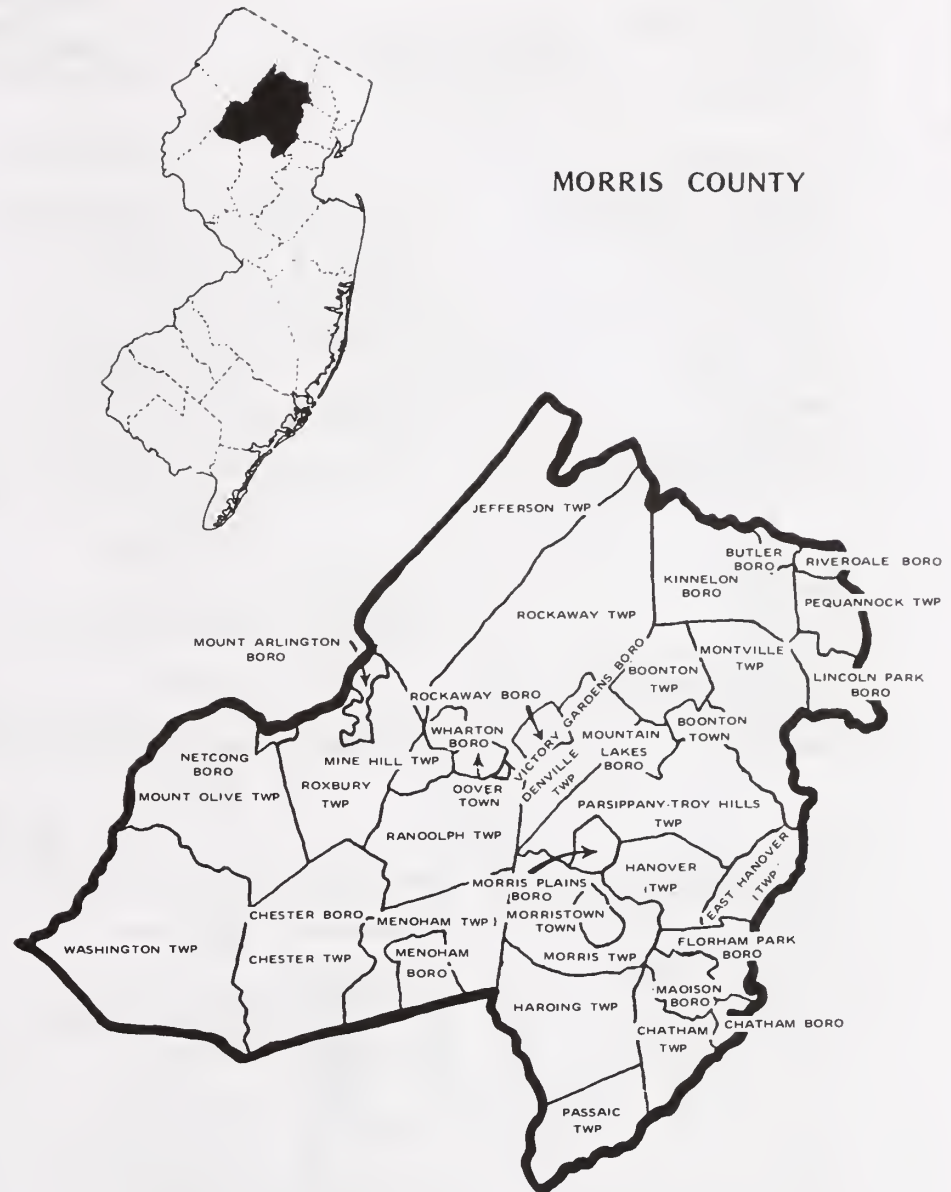
Distribution of Ratables:

Class	Line Items	Assessed Valuation	% of Valuation
Vacant Land	15,086	1,014,928,622	3.73
Residential	126,025	18,824,899,805	69.14
Farm	1,930	183,553,925	.67
Commercial	6,229	4,905,946,476	18.02
Industrial	896	1,673,077,976	6.14
Apartments	336	625,760,150	2.30
<hr/>			
TOTAL	150,502	27,228,166,954	100.00

Bond Ratings:

Moody's AAA

Standard & Poors AAA



1530

Population 1990 433,203
 Population 1993 450,365
 S & P Rating
 Maady Rating AA
 Land Area 637.09

Net Valuation Taxable
 27,858,487,792
 Net Valuation on Which County Taxes
 are appartianed:
 Sq. Miles 31,439,134,394

OCEAN COUNTY - Class 5 -

Form of Government:

Board of Chosen Freeholders

Number of Members on Governing Body - 5

PER CAPITA:

Gross Debt 679.34
 Net Debt 671.90
 Debt Service 60.84
 Total Tax Levy 297.54
 County Functions: 423.72

PER CENT.

Gross Debt .77
 Net Debt .96

EXPENDITURES		EXPENDITURES (cont'd.)		REVENUES REALIZED	
GENERAL GOVERNMENT		EDUCATION (excluding schools)		Property Taxes	134,000,957.00
Governing Body and Public Boards	1,157,782.00	County Superintendent of Schools	211,208.00	Financial Business Tax	
County Clerk	1,238,407.00	Vocational Schools	7,819,350.00	Franchise Tax	
Financial Administration	1,586,741.00	County College	7,907,206.00	Bank Corp. Tax	
Board of Taxation	412,545.00	County Extension Services	301,200.00	Other Miscellaneous Taxes	172,955.00
Planning, Housing, Development	2,830,274.00	Libraries	1,180.00	State Aid Revenues	24,782,710.63
Human Resources	5,619,682.00	Other Educational Services	2,144,167.00	Federal Aid Revenues	3,480,865.00
Elections	1,546,800.00	STATUTORY EXPENDITURES		State and Local Fiscal Assistance Act Utilized	
General Administration	13,252,677.00	Pensions and F.I.C.A.	7,015,808.00	Institutional Revenues	
JUDICIARY		Employee Fringe Benefits	12,745,750.00	Courts	425,784.54
Superior Court	10,087,289.00	Other Statutory Expenditures		County Clerk & Register	4,179,802.06
Surrogates Office	560,150.00	Ceto & Other Public Employment Programs		Surrogate	423,083.63
Probation Office		COUNTY FUNCTIONS TOTAL	160,877,519.80	Sheriff	713,864.38
County Clerk (Judicial Functions)	25,000.00	CAPITAL IMPROVEMENTS *MEMO	1,918,750.00	Other Miscellaneous Revenues	18,790,071.21
PUBLIC SAFETY		DEBT SERVICE		Other Revenues, Revenue Sharing, Tax Effort	
Prosecutor's Office	5,355,404.00	Principal Payments	14,690,275.00	TOTAL	186,970,093.45
County Police	155,835.00	Interest Payments	12,709,669.74	Prior Years Surplus Appropriated	8,000,000.00
Sheriff's Office	6,932,547.80	DEFERRED CHARGES	2,550,000.00	REVENUES TOTAL	194,970,093.45
Civil Defense and Disaster Control	170,575.00	RESERVE FOR UNCOLLECTED TAXES		CURRENT FINANCES DECEMBER 31,	
Environmental Inspection and Control	4,000.00	EXPENDITURES TOTAL	190,827,466.54	ASSETS	
Weights and Measures		CAPITAL DEBT AUTHORIZED, DECEMBER 31,		Cash Dec. 31,	49,491,280.33
Correctional and Penal	9,149,282.00	ISSUED AND UNISSUED GROSS DEBT		Taxes Receivable	1,116,141.67
Other Public Safety	120,000.00	School		Emergencies and Other Deferred Charges	
		Self-liquidating		State Aid Receivable	
		Other	305,950,792	Other Receivable	18,147,715.99
		Total	305,950,792	TOTAL	68,755,137.99
PUBLIC WORKS		ISSUED AND OUTSTANDING		LIABILITIES RESERVES, AND SURPLUS	
Roads and Bridges, Streets, Drainage	6,826,729.00	School		Cash Liabilities	33,810,493.93
State Aid Motor Vehicle Fund		Self-liquidating		Reserves For Receivables	19,263,857.66
County Funds	7,065,302.00	Other		Surplus Dec. 31,	15,680,786.40
Other Roads and Bridges		Total	233,602,000.00	TOTAL	68,755,137.99
Public Buildings and Grounds	7,657,478.00	Equalized Valuation Basis			
Other Public Works	1,515,000.00	for Net Debt Computation	31,523,157,481.67		
HEALTH AND WELFARE		CAPITAL OUTLAY TOTAL	32,186,767.67		
County Health Department	397,318.00	Public Enterprises			
Mental Health Activities	7,252,692.00	Recreation—Culture	4,203,674.67		
Tubercular Patient Care		Public Works	16,168,791.18		
County Hospitals, Homes	75,025.00	Buildings and Grounds	11,727,255.27		
County Aid to Hospitals	180,000.00	Library and Education	87,045.55		
Health Clinics		Conservation			
Mosquito Extermination	924,650.00	All Other			
Health Services Except Environmental	4,351,556.00				
County Welfare Board	20,015,479.00				
Child Welfare	1,269,289.00				
Other Welfare Services	637,200.00				
RECREATION AND CONSERVATION					
Parks, Playgrounds, Shade Trees	2,763,740.00				
Land Reclamation and Conservation	478,158.00				
Other Recreational Services	1,117,044.00				

COUNTY OCEAN

COUNTY SEAT Toms River

Form of Government: Board of Chosen Freeholders 5 Members

Number of Constituent Municipalities 33

Population Census 1990 433,203

Population Census 1990 450,365

Land Area - Square Miles 637.09

Net Value on which County Taxes are Apportioned 31,439,134,394

Tax Rate per \$100 .426

Tax Levy 134,000,957

Distribution of Ratables:

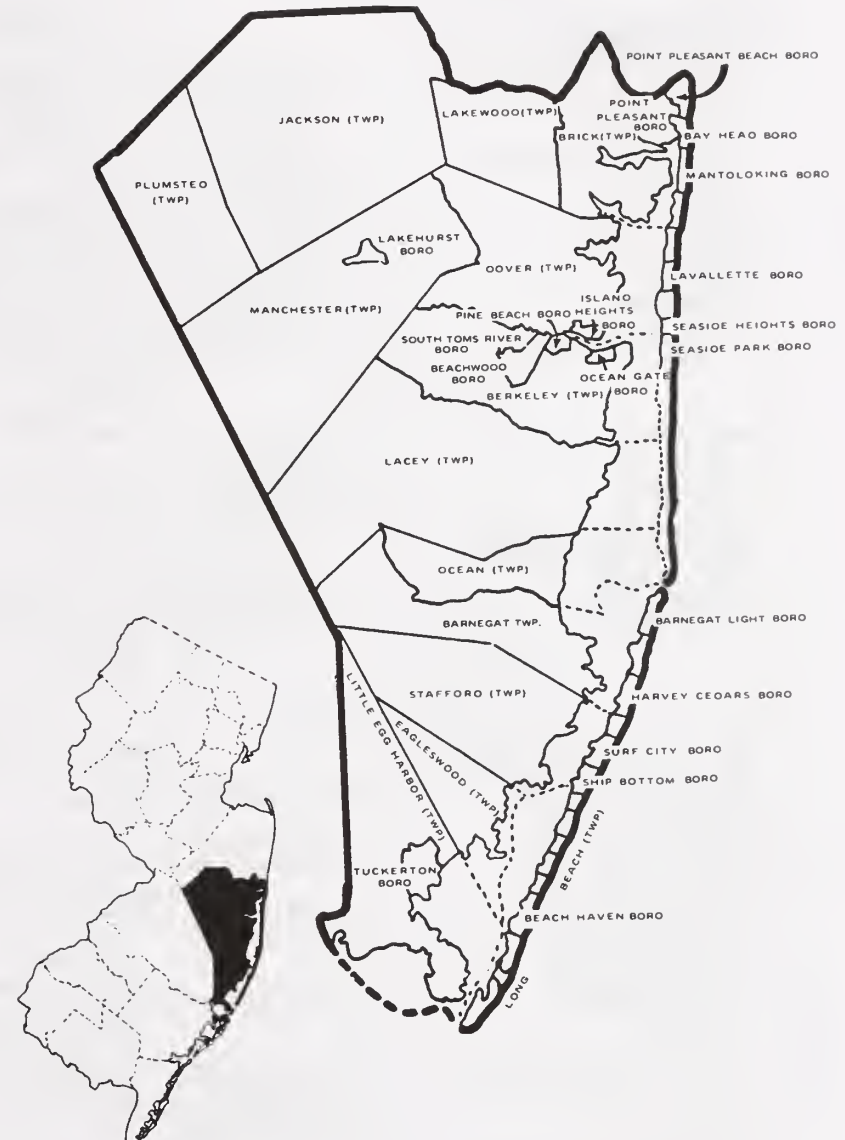
Class	Line Items	Assessed Valuation	% of Valuation
Vacant Land	54,748	1,602,355,529	5.79
Residential	196,091	22,709,031,466	82.06
Farm	799	43,782,920	.16
Commercial	5,641	2,570,312,787	9.29
Industrial	465	404,144,200	1.46
Apartments	355	342,700,600	1.24
<hr/>			
TOTAL	258,099	27,672,327,502	100.00

Bond Ratings:

Moody's AA

Standard & Poors ---

OCEAN COUNTY



1630

Population 1990 **453,060**
 Population 1993 **459,374**
 S & P Rating **AAA**
 Moody Rating **AAA**
 Land Area **192.01**

Net Valuation Taxable
 20,398,654,335
 Net Valuation on Which County Taxes
 are apportioned:
 Sq. Miles 23,700,379,820

PASSAIC COUNTY - Class 2 -

Form of Government:

Board of Chosen Freeholders

Number of Members on Governing Body - 7

PER CAPITA:

Gross Debt **506.89**
 Net Debt **505.14**
 Debt Service **41.26**
 Total Tax Levy **272.02**
 County Functions: **478.62**

PER CENT:

Gross Debt **-99**
 Net Debt **-98**

EXPENDITURES		EXPENDITURES (cont'd.)		REVENUES REALIZED	
GENERAL GOVERNMENT		EDUCATION (excluding schools)		Property Taxes	124,958,921.93
Governing Body and Public Boards	470,095.00	County Superintendent of Schools	264,800.00	Financial Business Tax	
County Clerk	1,519,050.00	Vocational Schools	1,784,050.58	Franchise Tax	
Financial Administration	833,001.00	County College	5,800,000.00	Bank Corp. Tax	
Board of Taxation	343,790.71	County Extension Services	60,300.00	Other Miscellaneous Taxes	209,858.71
Planning, Housing, Development	463,600.00	Libraries		State Aid Revenues	30,146,956.89
Human Resources	6,132,405.00	Other Educational Services	325,000.00	Federal Aid Revenues	6,876,041.82
Elections	1,370,600.00	STATUTORY EXPENDITURES		State and Local Fiscal Assistance Act Utilized	
General Administration	11,835,078.00	Pensions and F.I.C.A.	11,239,500.00	Institutional Revenues	170,983.95
JUDICIARY		Employee Fringe Benefits	10,957,000.00	Courts	499,238.80
Superior Court	9,697,100.00	Other Statutory Expenditures	333,000.00	County Clerk & Register	3,096,883.64
Surrogates Office	616,700.00	Ceto & Other Public Employment Programs		Surrogate	250,701.23
Probation Office	7,455,821.00	COUNTY FUNCTIONS TOTAL	200,831,836.29	Sheriff	661,738.15
County Clerk (Judicial Functions)	540,000.00	CAPITAL IMPROVEMENTS *MEMO	950,000.00	Other Miscellaneous Revenues	44,487,620.82
		DEBT SERVICE		Other Revenues, Revenue Sharing, Tax Effort	
		Principal Payments	10,015,000.00	TOTAL	211,358,945.94
		Interest Payments	9,940,811.82	Prior Years Surplus Appropriated	7,800,000.00
				REVENUES TOTAL	219,158,945.94
PUBLIC SAFETY		DEFERRED CHARGES	77,757.82	CURRENT FINANCES DECEMBER 31,	
Prosecutor's Office	9,150,500.00	RESERVE FOR UNCOLLECTED TAXES		ASSETS	
County Police	10,850,650.00			Cash Dec. 31,	17,072,168.57
Sheriff's Office	4,195,900.00	EXPENDITURES TOTAL	219,865,405.93	Taxes Receivable	
Civil Defense and Disaster Control	163,000.00			Emergencies and Other Deferred Charges	5,250,000.00
Environmental Inspection and Control				State Aid Receivable	
Weights and Measures	219,600.00			Other Receivable	
Correctional and Penal	18,780,000.00			TOTAL	22,322,168.57
Other Public Safety	450,600.00			LIABILITIES RESERVES, AND SURPLUS	
				Cash Liabilities	8,091,650.58
				Reserves For Receivables	5,250,000.00
				Surplus Dec. 31,	8,980,517.99
				TOTAL	22,322,168.57
PUBLIC WORKS		CAPITAL DEBT AUTHORIZED, DECEMBER 31,			
Roads and Bridges, Streets, Drainage		ISSUED AND UNISSUED GROSS DEBT	NET DEBT		
State Aid Motor Vehicle Fund		School			
County Funds	3,813,900.00	Self-liquidating			
Other Roads and Bridges		Other	232,851,202		
Public Buildings and Grounds	3,878,900.00	Total	232,851,202		
Other Public Works	756,970.00				
HEALTH AND WELFARE		ISSUED AND OUTSTANDING			
County Health Department	387,000.00	School			
Mental Health Activities	20,221,000.00	Self-liquidating			
Tubercular Patient Care		Other			
County Hospitals, Homes	20,599,443.00	Total	237,167,000.00		
County Aid to Hospitals					
Health Clinics					
Mosquito Extermination					
Health Services Except Environmental	1,875,350.00				
County Welfare Board	29,152,475.00				
Child Welfare	1,176,800.00				
Other Welfare Services	1,123,000.00				
RECREATION AND CONSERVATION		Equalized Valuation Basis	23,590,439,677.33		
Parks, Playgrounds, Shade Trees		for Net Debt Computation			
Land Reclamation and Conservation	214,607.00	CAPITAL OUTLAY TOTAL	25,371,809.74		
Other Recreational Services	781,250.00				
		Public Enterprises	1,180.62		
		Recreation—Culture	298,374.46		
		Public Works	11,059,076.26		
		Buildings and Grounds	13,309,073.88		
		Library and Education	704,104.52		
		Conservation			
		All Other			

COUNTY PASSAIC

COUNTY SEAT Paterson City

Form of Government: Board of Chosen Freeholders 7 Members

Number of Constituent Municipalities 16

Population Census 1990 453,060

Population Census 1993 459,374

Land Area - Square Miles 192.01

Net Value on which County Taxes are Apportioned 23,700,379,820

Tax Rate per \$100 .527

Tax Levy 124,958,922

Distribution of Ratables:

Class	Line Items	Assessed Valuation	% of Valuation
Vacant Land	8,875	598,039,267	2.95
Residential	99,457	13,884,723,199	68.49
Farm	,306	21,901,384	.10
Commercial	7,108	3,393,187,997	16.74
Industrial	1,490	1,805,868,468	8.91
Apartments	1,066	567,870,860	2.80
<hr/>			
TOTAL	118,302	20,271,591,175	100.00

Bond Ratings:

Moody's AAA

Standard & Poors AAA



PASSAIC COUNTY



1730

Population 1990 65,294
 Population 1993 65,148
 S & P Rating A
 Moody Rating A
 Land Area 346.56

Sq. Miles 2,783,276,528

Net Valuation Taxable
 1,893,901,218
 Net Valuation on Which County Taxes
 are apportioned:

SALEM COUNTY - Class 3 -
Form of Government:
Board of Chosen Freeholders
Number of Members on Governing Body - 7

PER CAPITA
 Gross Debt 122.13
 Net Debt 102.67
 Debt Service 17.01
 Total Tax Levy 327.55
 County Functions: 606.63

PER CENT:
 Gross Debt .31
 Net Debt .26

EXPENDITURES		EXPENDITURES (cont'd.)		REVENUES REALIZED	
GENERAL GOVERNMENT		EDUCATION (excluding schools)		Property Taxes	
Governing Body and Public Boards	692,500.00	County Superintendent of Schools	122,000.00	Financial Business Tax	21,340,473.39
County Clerk	208,725.00	Vocational Schools	1,163,000.00	Franchise Tax	
Financial Administration	2,266,297.50	County College	1,722,000.00	Bank Corp. Tax	
Board of Taxation	81,300.00	County Extension Services	175,110.00	Other Miscellaneous Taxes	2,322,973.53
Planning, Housing, Development	217,200.00	Libraries		State Aid Revenues	6,184,607.46
Human Resources	1,299,869.27	Other Educational Services	336,450.00	Federal Aid Revenues	661,460.00
Elections	239,000.00	STATUTORY EXPENDITURES		State and Local Fiscal Assistance Act Utilized	
General Administration	3,414,881.72	Pensions and F.I.C.A.	1,410,163.71	Institutional Revenues	3,924,850.30
JUDICIARY		Employee Fringe Benefits	2,569,808.39	Courts	69,964.30
Superior Court	488,180.00	Other Statutory Expenditures		County Clerk & Register	303,424.10
Surrogates Office	124,400.00	Ceta & Other Public Employment Programs		Surrogate	50,510.03
Probation Office		COUNTY FUNCTIONS TOTAL	37,811,373.67	Sheriff	39,377.30
County Clerk (Judicial Functions)	84,600.00	CAPITAL IMPROVEMENTS *MEMO		Other Miscellaneous Revenues	3,026,877.16
PUBLIC SAFETY		DEBT SERVICE		Other Revenues, Revenue Sharing, Tax Effort	
Prosecutor's Office	1,213,000.00	Principal Payments	695,000.00	TOTAL	37,924,517.57
County Police	397,650.00	Interest Payments	413,042.08	Prior Years Surplus Appropriated	1,503,531.44
Sheriff's Office	681,810.00	DEFERRED CHARGES	472,667.18	REVENUES TOTAL	39,428,049.01
Civil Defense and Disaster Control	484,560.00	RESERVE FOR UNCOLLECTED TAXES			
Environmental Inspection and Control		EXPENDITURES TOTAL	39,392,082.93	CURRENT FINANCES DECEMBER 31,	
Weights and Measures	69,000.00			ASSETS	
Correctional and Penal	3,957,000.00	CAPITAL DEBT AUTHORIZED, DECEMBER 31,		Cash Dec. 31,	3,984,540.27
Other Public Safety	59,190.00	ISSUED AND UNISSUED GROSS DEBT		Taxes Receivable	
		School		Emergencies and Other Deferred Charges	1,911,240.74
		Self-liquidating		State Aid Receivable	
		Other	7,956,800	Other Receivable	26,233.08
		Total	7,956,800	TOTAL	5,922,014.09
PUBLIC WORKS		ISSUED AND OUTSTANDING		LIABILITIES RESERVES, AND SURPLUS	
Roads and Bridges, Streets, Drainage	300,000.00	School		Cash Liabilities	3,324,942.13
State Aid Motor Vehicle Fund		Self-liquidating		Reserves For Receivables	1,420,073.82
County Funds	2,323,000.00	Other		Surplus Dec. 31,	1,176,998.14
Other Roads and Bridges		Total	6,871,100.00	TOTAL	5,922,014.09
Public Buildings and Grounds	1,510,500.00	Equalized Valuation Basis			
Other Public Works	32,000.00	for Net Debt Computation	2,600,371,771.67		
HEALTH AND WELFARE		CAPITAL OUTLAY TOTAL	101,556.58		
County Health Department	129,106.00				
Mental Health Activities	3,079,179.00	Public Enterprises			
Tubercular Patient Care	2,197.20	Recreation—Culture			
County Hospitals, Homes	3,370,000.00	Public Works			
County Aid to Hospitals	40,000.00	Buildings and Grounds			
Health Clinics		Library and Education			
Mosquito Extermination	250,000.00	Conservation			
Health Services Except Environmental	695,641.88	All Other			
County Welfare Board	2,211,947.00				
Child Welfare	1,000.00				
Other Welfare Services	141,057.00				
RECREATION AND CONSERVATION					
Parks, Playgrounds, Shade Trees					
Land Reclamation and Conservation	242,350.00				
Other Recreational Services	7,700.00				

COUNTY SALEM

COUNTY SEAT Salem City

Form of Government: Board of Chosen Freeholders 7 Members

Number of Constituent Municipalities 15

Population Census 1990 65,294

Population Census 1993 65,148

Land Area - Square Miles 346.56

Net Value on which County Taxes are Apportioned 2,783,276,528

Tax Rate per \$100 .767

Tax Levy 21,340,473

Distribution of Ratables:

Class	Line Items	Assessed Valuation	% of Valuation
Vacant Land	5,477	58,377,740	3.12
Residential	18,293	1,107,857,009	59.29
Farm	5,664	547,952,595	10.19
Commercial	1,136	250,173,965	13.39
Industrial	53	203,338,900	10.88
Apartments	57	58,340,700	3.12
<hr/>			
TOTAL	30,680	1,868,473,494	100.00

Bond Ratings:

Moody's A

Standard & Poors A



Population 1990 240,279
Population 1993 255,761
S & P Rating AAA
Moody Rating AAA
Bond Area 305.55 Sa

Net Valuation Taxable
16,351,767,508
Net Valuation on Which County Taxes
are apportioned:

Form of Government:
Board of Chosen Freeholders
Number of Members on Governing Body - 5

PER CAPITA:	
Gross Debt	627.82
Net Debt	621.82
Debt Service	108.51
Total Tax Levy	357.36
County Functions:	523.11

PER CENT:

Gross Debt	71
Net Debt	70

40

COUNTY SOMERSET

COUNTY SEAT Somerville Borough

Form of Government: Board of Chosen Freeholders 5 Members

Number of Constituent Municipalities 21

Population Census 1990 240,279

Population Census 1993 255,761

Land Area - Square Miles 305.55

Net Value on which County Taxes are Apportioned 22,952,953,431

Tax Rate \$100 .398

Tax Levy 91,400,000

Distribution of Ratables:

Class	Line Items	Assessed Valuation	% of Valuation
Vacant Land	8,557	554,949,036	3.42
Residential	81,193	11,104,179,864	68.35
Farm	2,733	321,828,167	1.98
Commercial	3,384	3,047,348,658	18.76
Industrial	567	994,064,350	6.12
Apartments	228	223,783,780	1.38
<hr/>			
TOTAL	96,662	16,245,433,855	100.00

Bond Ratings:

Moody's AAA

Standard & Poors AAA



1990

Population 1990 **130,943**
 Population 1993 **136,566**
 S & P Rating **A+**
 Moody Rating **AAA**
 Land Area **526.59**

Sq. Miles 8,251,163,868

Net Valuation Taxable
 6,749,476,807
 Net Valuation on Which County Taxes
 are apportioned:

SUSSEX COUNTY - Class 3 -
Form of Government:
Board of Chosen Freeholders
Number of Members on Governing Body - 3

PER CAPITA

Gross Debt **430.37**
 Net Debt **427.94**
 Debt Service **34.68**
 Total Tax Levy **239.41**
 County Functions: **368.50**

PER CENT:

Gross Debt **7.72**
 Net Debt **7.71**

EXPENDITURES		EXPENDITURES (cont'd.)		REVENUES REALIZED	
GENERAL GOVERNMENT		EDUCATION (excluding schools)		Property Taxes	
Governing Body and Public Boards	682,430.50	County Superintendent of Schools	99,436.00		32,695,861.00
County Clerk	289,811.00	Vocational Schools	4,649,651.00	Financial Business Tax	
Financial Administration	865,037.00	County College	2,007,248.00	Franchise Tax	128,438.21
Board of Taxation	181,154.00	County Extension Services	137,672.00	Bank Corp. Tax	
Planning, Housing, Development	468,278.00	Libraries		Other Miscellaneous Taxes	
Human Resources	692,088.00	Other Educational Services	49,500.00	State Aid Revenues	6,011,349.23
Elections	411,533.00	STATUTORY EXPENDITURES		Federal Aid Revenues	
General Administration	2,831,490.63	Pensions and F.I.C.A.	2,114,212.75	State and Local Fiscal Assistance Act Utilized	
JUDICIARY		Employee Fringe Benefits	3,544,200.00	Institutional Revenues	4,178,619.25
Superior Court	1,745,078.00	Other Statutory Expenditures		Courts	141,425.41
Surrogates Office	187,967.00	Ceta & Other Public Employment Programs		County Clerk & Register	1,123,239.65
Probation Office	399,069.00	COUNTY FUNCTIONS TOTAL	45,511,052.88	Surrogate	63,434.26
County Clerk (Judicial Functions)		CAPITAL IMPROVEMENTS *MEMO	125,000.00	Sheriff	192,732.91
		DEBT SERVICE		Other Miscellaneous Revenues	3,669,555.17
		Principal Payments	2,289,000.00	Other Revenues, Revenue Sharing, Tax Effort	
		Interest Payments	2,447,477.00	TOTAL	48,204,655.09
		DEFERRED CHARGES	76,514.75	Prior Years Surplus Appropriated	3,619,000.00
		RESERVE FOR UNCOLLECTED TAXES		REVENUES TOTAL	51,823,655.09
		EXPENDITURES TOTAL	50,324,044.63	CURRENT FINANCES DECEMBER 31,	
PUBLIC SAFETY		CAPITAL DEBT AUTHORIZED, DECEMBER 31,		ASSETS	
Prosecutor's Office	2,194,502.00	ISSUED AND UNISSUED GROSS DEBT		Cash Dec. 31,	9,301,934.95
County Police	692,856.00	School		Taxes Receivable	270,461.63
Sheriff's Office	1,201,994.00	Self-liquidating		Emergencies and Other Deferred Charges	
Civil Defense and Disaster Control	69,327.00	Other	58,774,500	State Aid Receivable	
Environmental Inspection and Control		Total	58,774,500	Other Receivable	850,433.06
Weights and Measures	233,547.00			TOTAL	10,422,829.64
Correctional and Penal	3,604,771.00			LIABILITIES RESERVES, AND SURPLUS	
Other Public Safety	52,309.00			Cash Liabilities	3,351,739.85
				Reserves For Receivables	1,120,894.69
				Surplus Dec. 31,	5,950,195.10
PUBLIC WORKS		ISSUED AND OUTSTANDING		TOTAL	10,422,829.64
Roads and Bridges, Streets, Drainage	543,283.00	School			
State Aid Motor Vehicle Fund		Self-liquidating			
County Funds	3,623,904.00	Other			
Other Roads and Bridges		Total	48,885,000.00		
Public Buildings and Grounds	1,470,145.00		48,885,000.00		
Other Public Works	584,274.00	Equalized Valuation Basis for Net Debt Computation	8,214,121,540.00		
HEALTH AND WELFARE		CAPITAL OUTLAY TOTAL	21,536,843.25		
County Health Department	217,879.00	Public Enterprises			
Mental Health Activities	1,247,745.00	Recreation—Culture			
Tubercular Patient Care		Public Works			
County Hospitals, Homes	3,415,374.00	Buildings and Grounds	2,054,323.13		
County Aid to Hospitals		Library and Education	19,162,943.07		
Health Clinics	36,921.00	Conservation	319,577.05		
Mosquito Extermination	39,175.00	All Other			
Health Services Except Environmental	2,611,282.00				
County Welfare Board	2,051,507.00				
Child Welfare					
Other Welfare Services	9,240.00				
RECREATION AND CONSERVATION					
Parks, Playgrounds, Shade Trees	113,462.00				
Land Reclamation and Conservation	132,500.00				
Other Recreational Services	30,200.00				

COUNTY SUSSEX

COUNTY SEAT Newton Town

Form of Government: Board of Chosen Freeholders 3 Members

Number of Constituent Municipalities 24

Population Census 1990 130,943

Population Census 1993 136,566

Land Area - Square Miles 526.09

Net Value on which County Taxes are Apportioned 8,251,163,868

Tax Rate per \$100 .396

Tax Levy 32,695,861

Distribution of Ratables:

Class	Line Items	Assessed Valuation	% of Valuation
Vacant Land	15,387	404,386,167	6.02
Residential	46,725	5,172,531,321	77.05
Farm	5,137	286,210,551	4.26
Commercial	2,024	700,114,709	10.43
Industrial	172	94,865,563	1.41
Apartments	97	55,303,000	.82
<hr/>			
TOTAL	69,542	6,713,411,311	100.00

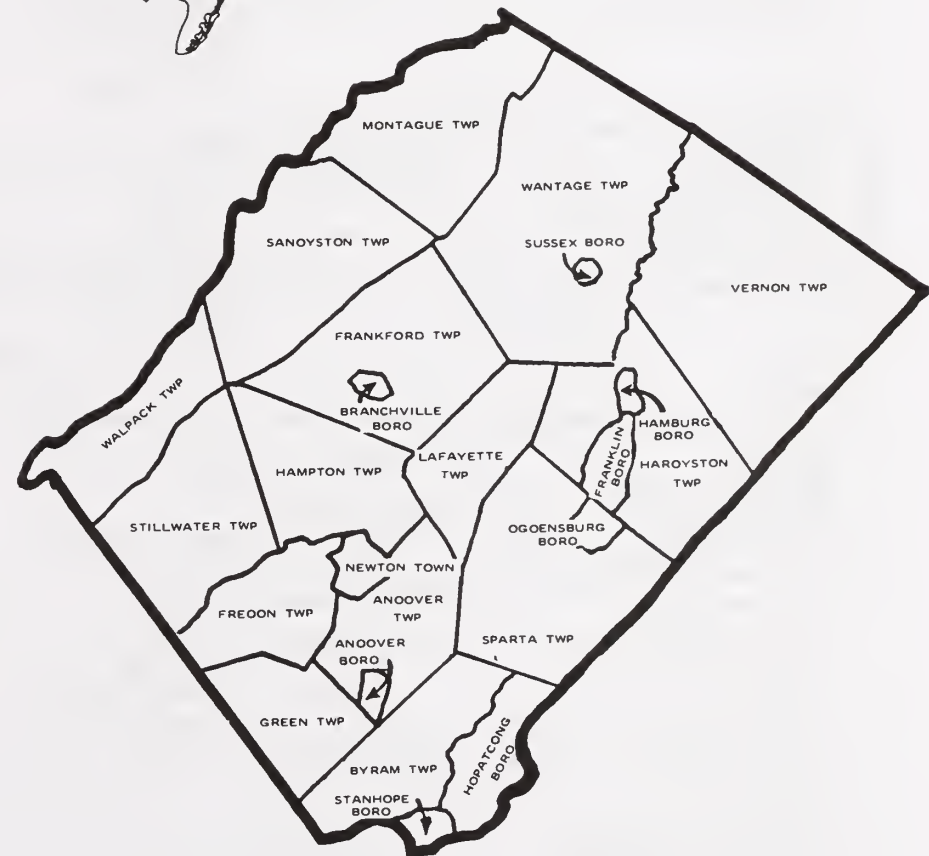
Bond Ratings:

Moody's AAA

Standard & Poors A+



SUSSEX COUNTY



2000

Population 1990 **493,819**
 Population 1993 **494,715**
 S & P Rating **AA+**
 Moody Rating **AAA**
 Land Area **102.93**

Sq. Miles 31,666,052,411

Net Valuation Taxable
 19,614,001,660
 Net Valuation on Which County Taxes
 are apportioned:

UNION COUNTY - Class 2 -
Form of Government:
County Manager Plan - (O.C.C.L. - 1972)
Number of Members on Governing Body - 9

PER CAPITA
 Gross Debt **282.58**
 Net Debt **283.45**
 Debt Service **25.43**
 Total Tax Levy **289.30**
 County Functions: **536.28**

PER CENT
 Gross Debt **4.4**
 Net Debt **4.3**

EXPENDITURES		EXPENDITURES (cont'd.)		REVENUES REALIZED	
GENERAL GOVERNMENT		EDUCATION (excluding schools)		Property Taxes	
Governing Body and Public Boards	562,790.00	County Superintendent of Schools	180,039.00		143,120,885.00
County Clerk	1,288,938.00	Vocational Schools	2,776,025.00		
Financial Administration	6,546,382.00	County College	9,129,925.00	Financial Business Tax	
Board of Taxation	204,228.00	County Extension Services	220,875.00	Franchise Tax	
Planning, Housing, Development	218,025.00	Libraries		Bank Corp. Tax	
Human Resources	10,997,560.00	Other Educational Services	583,030.00	Other Miscellaneous Taxes	
Elections	1,923,220.00	STATUTORY EXPENDITURES		State Aid Revenues	49,943,228.91
General Administration	18,251,501.00	Pensions and F.I.C.A.	11,416,643.00	Federal Aid Revenues	244,470.43
JUDICIARY		Employee Fringe Benefits	14,671,819.00	State and Local Fiscal Assistance Act Utilized	
Superior Court	8,354,332.00	Other Statutory Expenditures	50,000.00	Institutional Revenues	
Surrogates Office	568,877.00	Ceta & Other Public Employment Programs		Courts	1,180,780.12
Probation Office	6,448,297.00	COUNTY FUNCTIONS TOTAL	237,832,209.00	County Clerk & Register	3,199,636.69
County Clerk (Judicial Functions)	135,027.00	CAPITAL IMPROVEMENTS *ME90	1,100,000.00	Surrogate	312,412.68
		DEBT SERVICE		Sheriff	566,676.01
		Principal Payments	7,199,000.00	Other Miscellaneous Revenues	54,967,771.78
		Interest Payments	5,382,669.31	Other Revenues, Revenue Sharing, Tax Effort	
		DEFERRED CHARGES	48,977.12	TOTAL	253,535,861.62
		RESERVE FOR UNCOLLECTED TAXES		Prior Years Surplus Appropriated	9,000,000.00
		EXPENDITURES TOTAL	250,462,855.43	REVENUES TOTAL	262,535,861.62
PUBLIC SAFETY		CAPITAL DEBT AUTHORIZED, DECEMBER 31,		CURRENT FINANCES DECEMBER 31,	
Prosecutor's Office	9,597,335.00	ISSUED AND UNISSUED		ASSETS	
County Police	21,655,130.00	School		Cash Dec. 31,	54,015,911.63
Sheriff's Office	7,359,385.00	Self-liquidating		Taxes Receivable	779,817.33
Civil Defense and Disaster Control	170,534.00	Other	139,795,497	Emergencies and Other Deferred Charges	
Environmental Inspection and Control		Total	139,795,497	State Aid Receivable	
Weights and Measures				Other Receivable	814,776.97
Correctional and Penal				TOTAL	55,610,505.93
Other Public Safety	5,500.00			LIABILITIES RESERVES, AND SURPLUS	
		ISSUED AND OUTSTANDING		Cash Liabilities	37,034,688.50
PUBLIC WORKS		School		Reserves For Receivables	1,594,594.30
Roads and Bridges, Streets, Drainage	116,794.00	Self-liquidating		Surplus Dec. 31,	16,981,223.13
State Aid Motor Vehicle Fund		Other		TOTAL	55,610,505.93
County Funds	1,461,000.00	Total	91,286,000.00		
Other Roads and Bridges		Equalized Valuation Basis			
Public Buildings and Grounds	10,356,851.00	for Net Debt Computation	31,912,442,538.00		
Other Public Works	2,569,111.00	CAPITAL OUTLAY TOTAL	33,727,686.89		
HEALTH AND WELFARE		Public Enterprises			
County Health Department	491,353.00	Recreation—Culture	48,863.53		
Mental Health Activities	22,317,184.00	Public Works	3,125,506.43		
Tubercular Patient Care		Buildings and Grounds	26,486,173.73		
County Hospitals, Homes	19,784,954.00	Library and Education	6,067,143.20		
County Aid to Hospitals		Conservation			
Health Clinics	74,500.00	All Other			
Mosquito Extermination					
Health Services Except Environmental	1,753,930.00				
County Welfare Board	36,800,517.00				
Child Welfare	1,727,906.00				
Other Welfare Services					
RECREATION AND CONSERVATION					
Parks, Playgrounds, Shade Trees	15,976.00				
Land Reclamation and Conservation	30,425.00				
Other Recreational Services	6,882,793.00				

COUNTY UNION

COUNTY SEAT Elizabeth City

Form of Government: *Board of Chosen Freeholders 9 Members

Number of Constituent Municipalities 21

Population Census 1990 493,819

Population Census 1993 494,715

Land Area - Square Miles 102.93

Net Value on which County Taxes are Apportioned 31,666,052,411

Tax Rate per \$100 .451

Tax Levy 143,120,688

Distribution of Ratables:

Class	Line Items	Assessed Valuation	% of Valuation
Vacant Land	5,079	201,765,750	1.04
Residential	124,904	13,419,611,830	68.90
Farm	33	2,942,800	.01
Commercial	7,930	2,524,894,800	12.96
Industrial	1,667	2,736,777,700	14.05
Apartments	1,126	590,566,360	3.03
<hr/>			
TOTAL	140,739	19,476,559,240	100.00

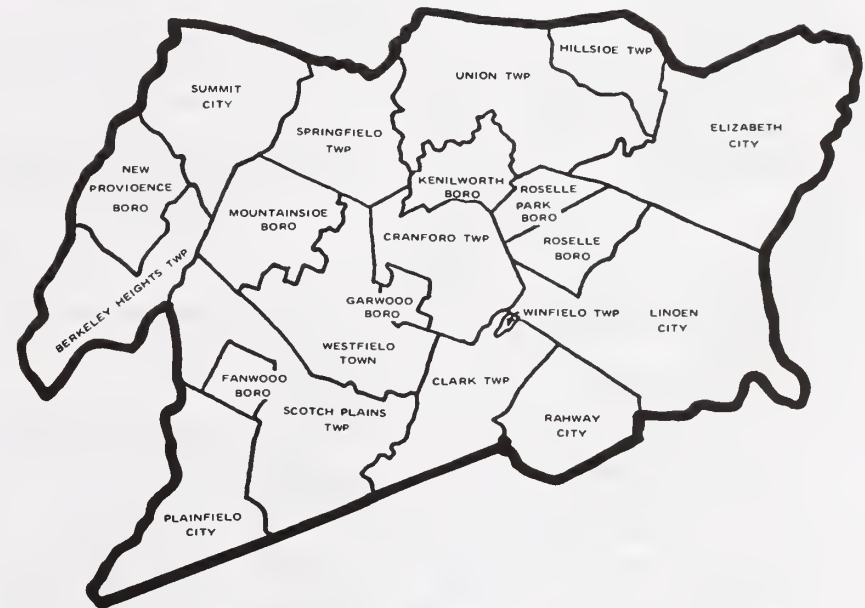
Bond Ratings:

Moody's AAA

Standard & Poors AA+



UNION COUNTY



2100

Population 1990 **91,607**
 Population 1993 **94,443**
 S & P Rating
 Moody Rating **AAA**
 Land Area **361.55**

Net Valuation Taxable
 5,142,696,971
 Net Valuation on Which County Taxes
 are apportioned:
 Sq. Miles 5,418,195,721

WARREN COUNTY - Class 3 -
Form of Government:
Board of Chosen Freeholders
Number of Members on Governing Body - 3

PER CAPITA:
 Gross Debt **327.83**
 Net Debt **316.40**
 Debt Service **33.51**
 Total Tax Levy **363.15**
 County Functions **625.63**

PER CENT:
 Gross Debt **.58**
 Net Debt **.56**

EXPENDITURES		EXPENDITURES (cont'd.)		REVENUES REALIZED	
GENERAL GOVERNMENT		EDUCATION (excluding schools)		Property Taxes	
Governing Body and Public Boards	498,460.00	County Superintendent of Schools	81,892.00		34,297,208.43
County Clerk	294,407.00	Vocational Schools	2,141,000.00	Financial Business Tax	
Financial Administration	261,961.00	County College	1,600,000.00	Franchise Tax	
Board of Taxation	143,948.00	County Extension Services	249,359.00	Bank Corp. Tax	
Planning, Housing, Development	1,291,138.00	Libraries		Other Miscellaneous Taxes	
Human Resources	1,283,106.00	Other Educational Services	267,386.00	State Aid Revenues	10,494,822.11
Elections	300,482.00	STATUTORY EXPENDITURES		Federal Aid Revenues	
General Administration	3,067,946.43	Pensions and F.I.C.A.	1,795,999.13	State and Local Fiscal Assistance Act Utilized	
JUDICIARY		Employee Fringe Benefits	4,116,948.00	Institutional Revenues	6,758,737.93
Superior Court	1,025,756.65	Other Statutory Expenditures	43,529.00	Courts	64,633.50
Surrogates Office	183,350.00	Ceto & Other Public Employment Programs		County Clerk & Register	781,280.03
Probation Office	2,203,922.00	COUNTY FUNCTIONS TOTAL	55,910,446.64	Surrogate	59,306.83
County Clerk (Judicial Functions)	273,482.00	CAPITAL IMPROVEMENTS *MEMO	771,563.00	Sheriff	98,356.54
		DEBT SERVICE		Other Miscellaneous Revenues	2,157,810.54
		Principal Payments	1,985,000.00	Other Revenues, Revenue Sharing, Tax Effort	
		Interest Payments	1,179,352.30	TOTAL	54,702,153.91
		DEFERRED CHARGES	11,062.00	Prior Years Surplus Appropriated	7,486,190.00
		RESERVE FOR UNCOLLECTED TAXES		REVENUES TOTAL	62,188,343.91
PUBLIC SAFETY		EXPENDITURES TOTAL	59,085,860.94	CURRENT FINANCES DECEMBER 31,	
Prosecutor's Office	2,260,916.00	CAPITAL DEBT AUTHORIZED, DECEMBER 31,		ASSETS	
County Police	244,836.00	ISSUED AND UNISSUED		Cash Dec. 31,	
Sheriff's Office	717,855.00	GROSS DEBT		Taxes Receivable	360,852.92
Civil Defense and Disaster Control	95,062.00	School		Emergencies and Other Deferred Charges	
Environmental Inspection and Control		Self-liquidating		State Aid Receivable	15,040,241.88
Weights and Measures	125,146.00	Other	30,960,853	Other Receivable	487,505.02
Correctional and Penal	3,552,203.00	Total	30,960,853	TOTAL	15,888,599.82
Other Public Safety	20,266.00	ISSUED AND OUTSTANDING		LIABILITIES RESERVES, AND SURPLUS	
		School		Cash Liabilities	6,553,384.57
PUBLIC WORKS		Self-liquidating		Reserves For Receivables	848,357.94
Roads and Bridges, Streets, Drainage	1,969,510.00	Other		Surplus Dec. 31,	8,486,857.31
State Aid Motor Vehicle Fund		Total	26,959,985.00	TOTAL	15,888,599.82
County Funds	4,465,113.00	Equalized Valuation Basis			
Other Roads and Bridges		for Net Debt Computation	5,321,169,957.33		
Public Buildings and Grounds	2,204,233.72	CAPITAL OUTLAY TOTAL	3,631,810.01		
Other Public Works	240,305.71	Public Enterprises			
HEALTH AND WELFARE		Recreation—Culture	91,853.98		
County Health Department	143,450.00	Public Works			
Mental Health Activities	2,988,765.00	Buildings and Grounds	3,539,956.03		
Tubercular Patient Care		Library and Education			
County Hospitals, Homes		Conservation			
County Aid to Hospitals	351,328.00	All Other			
Health Clinics					
Mosquito Extermination	258,335.00				
Health Services Except Environmental	4,823,287.00				
County Welfare Board	9,750,052.00				
Child Welfare	302,766.00				
Other Welfare Services	167,203.00				
RECREATION AND CONSERVATION					
Parks, Playgrounds, Shade Trees	15,342.00				
Land Reclamation and Conservation	80,400.00				
Other Recreational Services	10,000.00				

COUNTY WARREN

COUNTY SEAT Belvidere Town

Form of Government: Board of Chosen Freeholders 3 Members

Number of Constituent Municipalities 23

Population Census 1990 91,607

Population Census 1993 94,443

Land Area - Square Miles 361.55

Net Value on which County Taxes are Apportioned 5,418,195,721

Tax Rate per \$100 .633

Tax Levy 34,297,208

Distribution of Ratables:

Class	Line Items	Assessed Valuation	% of Valuation
Vacant Land	6,358	268,811,720	5.27
Residential	27,038	3,320,952,004	65.13
Farm	5,039	271,785,050	5.33
Commercial	1,795	587,197,654	11.52
Industrial	207	518,267,340	10.16
Apartments	136	131,877,850	2.59
<hr/>			
TOTAL	40,573	5,098,891,618	100.00

Bond Ratings:

Moody's AAA

Standard & Poors --



WARREN COUNTY



SUMMARY OF 21 COUNTY UNITS

Form of Government: 16 - Boards of Chosen Freeholders
 4 - County Executive Plan (Optional
 County Charter Law, 1972)
 1 - County Manager Plan (Optional
 County Charter Law, 1972)

Number of Constituent Municipalities _____ 567
 Population Census 1990 _____ 7,730,188
 Population Census 1993 _____ 7,858,931
 Land Area - Square Miles _____ 7,487.32
 Net Value on which County Taxes are Apportioned _____ 497,631,252,371
 County Taxes Apportioned _____ 2,287,867,423

Distribution of Ratables:

Class	Line Items	Assessed Valuation	% of Valuation
Vacant Land	329,197	13,946,913,528	3.63
Residential	2,153,924	264,250,702,698	68.87
Farm	57,949	3,537,835,448	.92
Commercial	120,492	61,922,994,266	16.14
Industrial	18,464	28,496,067,741	7.43
Apartment	16,971	11,550,316,758	3.01
<hr/>			
TOTAL	2,696,997	383,704,830,439	100.00



STATE SUMMARIES

SUMMARY COUNTY DATA SHEETS

EXPENDITURES		EXPENDITURES (cont'd.)		REVENUES REALIZED	
GENERAL GOVERNMENT		EDUCATION (excluding schools)		Property Taxes	
Governing Body and Public Boards	27,465,151.21	County Superintendent of Schools	3,731,881.60	Financial Business Tax	2,287,882,742.93
County Clerk	24,182,284.74	Vocational Schools	122,954,540.58	Franchise Tax	
Financial Administration	49,458,224.05	County College	156,785,721.80	Bank Corp. Tax	2,845,026.54
Board of Taxation	4,341,110.68	County Extension Services	4,109,510.86	Other Miscellaneous Taxes	8,888,596.07
Planning, Housing, Development	21,131,298.58	Libraries	3,094,809.78	State Aid Revenues	695,313,083.91
Human Resources	113,536,250.23	Other Educational Services	40,803,650.58	Federal Aid Revenues	30,660,311.29
Elections	26,869,156.66	STATUTORY EXPENDITURES		State and Local Fiscal Assistance Act Utilized	7,933.15
General Administration	236,105,777.49	Pensions and F.I.C.A.	143,947,026.78	Institutional Revenues	220,396,395.33
JUDICIARY		Employee Fringe Benefits	215,603,301.38	Courts	16,596,431.44
Superior Court	152,979,687.19	Other Statutory Expenditures	1,496,529.00	County Clerk & Register	54,677,530.20
Surrogates Office	7,556,707.13	Ceta & Other Public Employment Programs		Surrogate	5,290,161.66
Probation Office	58,153,612.83	COUNTY FUNCTIONS TOTAL	3,447,925,862.47	Sheriff	11,603,752.99
County Clerk (Judicial Functions)	10,527,790.64	CAPITAL IMPROVEMENTS *MEMO	17,378,225.00	Other Miscellaneous Revenues	459,737,722.82
		DEBT SERVICE		Other Revenues, Revenue Sharing, Tax Effort	
		Principal Payments	227,007,678.82	TOTAL	3,793,899,688.33
		Interest Payments	145,409,742.66	Prior Years Surplus Appropriated	184,823,994.37
		DEFERRED CHARGES	6,490,243.36	REVENUES TOTAL	3,978,723,682.70
		RESERVE FOR UNCOLLECTED TAXES			
PUBLIC SAFETY		EXPENDITURES TOTAL	3,826,833,527.31	CURRENT FINANCES DECEMBER 31,	
Prosecutor's Office	143,710,331.50	CAPITAL DEBT AUTHORIZED, DECEMBER 31,		ASSETS	
County Police	71,476,112.81	ISSUED AND UNISSUED GROSS DEBT		Cash Dec. 31,	582,958,548.26
Sheriff's Office	120,656,239.61	Schaal	6,789,761	Taxes Receivable	9,470,064.47
Civil Defense and Disaster Control	7,601,529.29	Self-liquidating	674,332,157	Emergencies and Other Deferred Charges	325,996,553.35
Environmental Inspection and Control	457,917.00	Other	4,899,667,054	State Aid Receivable	15,040,241.88
Weights and Measures	2,369,899.75	Total	5,580,788,972	Other Receivable	68,932,767.86
Correctional and Penal	205,584,459.11			TOTAL	1,002,398,175.82
Other Public Safety	2,155,386.50				
		ISSUED AND OUTSTANDING		LIABILITIES RESERVES, AND SURPLUS	
PUBLIC WORKS		Schaal	4,149,761.00	Cash Liabilities	359,836,713.36
Roads and Bridges, Streets, Drainage	53,477,851.38	Self-liquidating		Reserves For Receivables	74,652,031.67
State Aid Motor Vehicle Fund	784,205.00	Other	3,911,109,062.70	Surplus Dec. 31,	567,909,430.79
County Funds	53,512,118.82	Total	3,915,258,823.70	TOTAL	1,002,398,175.82
Other Roads and Bridges		Equalized Valuation Basis			
Public Buildings and Grounds	96,749,119.83	for Net Debt Computation	497,587,691,974.00		
Other Public Works	45,620,865.22	CAPITAL OUTLAY TOTAL	510,644,777.91		
HEALTH AND WELFARE					
County Health Department	7,115,547.26	Public Enterprises	50,198,435.34		
Mental Health Activities	287,757,092.51	Recreation—Culture	16,439,066.03		
Tubercular Patient Care	2,197.20	Public Works	86,251,337.57		
County Hospitals, Homes	233,295,655.00	Buildings and Grounds	311,521,321.81		
County Aid to Hospitals	23,285,305.00	Library and Education	43,718,181.10		
Health Clinics	11,050,066.00	Conservation	2,516,436.06		
Mosquito Extermination	8,960,988.99	All Other			
Health Services Except Environmental	167,539,774.01				
County Welfare Board	349,498,246.93				
Child Welfare	16,906,017.34				
Other Welfare Services	14,881,372.01				
RECREATION AND CONSERVATION					
Parks, Playgrounds, Shade Trees	65,905,795.00				
Land Reclamation and Conservation	9,680,249.61				
Other Recreational Services	23,057,496.00				

SUMMARY MUNICIPAL DATA SHEETS

EXPENDITURES		REVENUES-REALIZED		1993 PROPERTY TAX	
GENERAL GOVERNMENT				STATE EQUALIZED TAX RATE →	
Governing Body & Public Boards	23,170,959.07	1993 Property Taxes Collected	10,298,611,826.03	Local District School Taxes	4,742,414,147.41
Municipal Clerk	23,141,191.47	1993 Payments in Lieu of Taxes	75,239,504.26	Regional & Consolidated School Tax	844,250,684.04
Financial Administration	95,603,540.35	Delinquent Tax & Lien Collections	466,800,119.54	School Taxes in Municipal Budget	71,333,819.89
Assessment of Taxes	70,111,665.39	Business Personalty Replacement Taxes	155,762,608.91	County Taxes	2,306,229,595.84
Collection of Taxes	40,609,758.83	Taxes From Public Utilities	700,082,174.26	County Library Taxes	45,221,056.76
Planning, Housing & Development	57,293,357.51	Other Miscellaneous Tax Revenues	34,543,788.02	Local Municipal Purpose Taxes	2,746,659,574.74
Human Resources	127,144,994.85	State Aid Revenues	924,893,813.39	Veteran & Senior Citizen Taxes	59,605,705.00
Elections	3,394,101.33	Federal Aid Revenues	17,031,679.74	Total Taxes for Rate Computation	10,815,714,583.68
General Administration (other)	628,331,380.88	State and Local Fiscal Assistance Act Utilized	107.87	Special District Taxes	82,184,939.05
JUDICIARY		Sale of Acquired Property	2,835,573.31	Bank Corp. Taxes	
Municipal Courts	83,777,842.22	Other Miscellaneous Revenues	990,122,899.11	Added and Omitted Taxes	127,215,702.14
PUBLIC SAFETY		Total	13,665,924,094.44	Total Taxes Levied - ABSTRACT	10,965,509,519.87
Fire Protection	421,246,140.96	Prior Years Surplus Appropriated	543,709,940.72	Total Taxes Billed	10,857,019,192.22
Police Protection	1,145,160,849.01	REVENUES TOTAL	14,209,634,035.16	1993 TAXES COLLECTED	10,298,611,826.03
Civil Defense & Disaster Control	6,745,778.53	Reserve For Uncollected Taxes	676,598,553.91	1993 Taxes Cancelled, Abated or Adjusted	74,500,857.97
Environmental Inspection & Control	78,411,362.15	CAPITAL OUTLAY TOTAL	929,025,939.05	Transfer to Tax Title Liens or Foreclosed	60,933,019.82
Other Public Safety	816,096.36			Balance Outstanding Dec. 31, 1993	437,031,025.97
PUBLIC WORKS				PRIOR YEARS TAXES OUTSTANDING	
Streets and Drainage	343,111,236.05	Public Enterprises	151,816,501.87	Balance January 1, 1993	531,147,453.71
Sewers and Sewage Processing	328,629,161.31	Recreation-Culture	47,192,225.45	Collected in 1993	386,927,975.52
Garbage and Trash Disposal	343,196,251.80	Public Works	182,652,324.34	Cancelled, Abated or Adjusted 1993	42,479,648.18
Public Buildings and Grounds	118,118,423.74	Buildings and Grounds	489,199,356.71	Transfers to Tax Title Liens or Foreclosed	27,088,102.55
Other Public Works	104,869,233.66	Library and Education	58,091,961.52	Balance December 31, 1993	74,651,727.36
HEALTH and WELFARE		Conservation	73,569.16	TAX TITLE LIENS OUTSTANDING	
Health Services Except Environmental	89,199,039.93	All Other		Balance January 1, 1993	278,934,077.20
Welfare-Public Assistance	40,124,861.34	CAPITAL DEBT AUTHORIZED, DECEMBER 31, 1993		Transfer From Taxes	88,410,056.07
Hospital, Clinics, First Aid	3,350,371.18	ISSUED AND UNISSUED GROSS DEBT		Redeemed in 1993	97,907,662.48
Animal, Insect, & Rodent Control	5,660,700.96	School	2,712,909,341	Cancelled, Abated or Adjusted (1993)	5,163,913.66
Other Welfare Services	2,254,827.82	Self-Liquidating	1,807,076,959	Transfer to Foreclosed Property	11,820,989.00
RECREATION and CONSERVATION		Other	5,360,928,012	Balance December 31, 1993	252,451,568.13
Beaches and Boardwalks	11,684,391.60	Total	9,880,914,313	PROPERTY ACQUIRED BY DEED OR FORECLOSURE	
Parks, Playgrounds, Shade Trees	55,259,712.53	ISSUED AND OUTSTANDING		Balance January 1, 1993	376,793,668.35
Land Reclamation & Conservation	27,557,884.82	School	2,243,700,319.06	Transfers From Taxes or Liens	14,838,518.56
Other Recreational Services	69,498,004.35	Self-Liquidating	1,333,646,583.32	Sale For Cash (1993)	1,207,691.80
EDUCATION (excluding schools)		Other	6,468,106,594.48	Cancelled, Abated or Adjusted (1993)	14,616,397.15
Libraries	142,878,596.00	Total	8,045,453,496.86	Balance December 31, 1993	375,808,097.94
Other Educational Services	18,958,694.93	EQUALIZED VALUATION BASIS FOR NET DEBT COMPUTATION	497,587,691,974.00	CURRENT FINANCES DECEMBER 31, 1993	
STATUTORY EXPENDITURES		REAL PROPERTY VALUATIONS		ASSETS	
Pensions & F. I. C. A.	285,531,922.62	Code Class # of Parcels % VALN	ASSESSED VALUATION	Cash Dec. 31, 1993	2,044,435,372.79
Employee Fringe Benefits	338,155,417.55	1 Vacant Land		Taxes Receivable	511,682,753.33
Other Statutory Expenditures	1,879,277.23	2 Residential		Tax Title Liens	252,451,568.13
CETA and Other Public Employment Programs		3 Farm		Foreclosed Property	375,808,097.96
MUNICIPAL FUNCTIONS TOTAL	5,134,878,118.33	4a Commercial (See Page 48)		Emergencies & Other Deferred Charges	82,314,252.28
CAPITAL IMPROVEMENTS *MEMO*	57,488,238.09	4b Industrial		State and Federal Aid Receivable	141,962,637.80
DEBT SERVICE		4c Apartments		Other Receivables	199,287,750.80
Principal Payments	337,309,563.39	Total	2487.32 Sq. Miles	Total	3,607,942,433.09
Interest Payments	257,907,491.42	Land Area		LIABILITIES, RESERVES, AND SURPLUS	
TYPE I SCHL DEBT *MEMO	79,686,091.71	Net Valuation Taxable-Municipal	398,926,840,386.00	Cash Liabilities	1,367,543,711.82
DEFERRED CHARGES		Net Valuation Taxable-County	497,631,252,371.00	Reserves for Receivables	1,308,326,082.50
SCHOOL, COUNTY, SPECIAL DISTRICT TAXES	8,091,634,242.99	State Equalized Valuation	493,680,104,407.00	Surplus Dec. 31, 1993	932,072,638.77
RESERVE FOR UNCOLLECTED TAXES	676,598,553.91	State Equalization Ratio		Total	3,607,942,433.09
EXPENDITURES TOTAL	14,573,013,057.25				

1987 - 2000

*ABOVE DEBT SERVICE INCLUDES TYPE I SCHOOL DEBT

*Includes County Health Services Taxes, County Vocational School Taxes, or County Open Space Tax. See Table 13.

0199

Population 1990 224,327
 Population 1993 230,913
 S & P Rating
 Moody Rating

General Tax Rate Per \$100.

State Equalized Tax Rate

SUMMARY ATLANTIC COUNTY MUNICIPALITIES

PER CAPITA

Gross Debt 2,349.60
 Net Debt 915.50
 Debt Service 117.20
 Total Tax Levy 1,725.66
 Municipal Expenditures 1,182.16

PER CENT

Gross Debt 2.89
 Net Debt 1.13
 Tax Levy Collected 93.29
 Tax Levy Cancelled, Abated or Adjusted 1.61

EXPENDITURES		REVENUES-REALIZED		1993 PROPERTY TAX	
GENERAL GOVERNMENT				STATE EQUALIZED TAX RATE	
Governing Body & Public Boards	1,662,137.42	1993 Property Taxes Collected		Local District School Taxes	130,864,774.64
Municipal Clerk	1,023,665.60	1993 Payments in Lieu of Taxes		Regional & Consolidated School Tax	23,985,938.90
Financial Administration	3,865,703.79	Delinquent Tax & Lien Collections		School Taxes in Municipal Budget	2,194,633.00
Assessment of Taxes	2,375,592.88	Business Personalty Replacement Taxes		County Taxes	* 97,736,102.71
Collection of Taxes	2,276,702.01	Taxes From Public Utilities		County Library Taxes	3,205,100.00
Planning, Housing & Development	1,730,934.15	Other Miscellaneous Tax Revenues		Local Municipal Purpose Taxes	147,215,259.66
Human Resources	2,392,776.19	State Aid Revenues		Veteran & Senior Citizen Taxes	1,866,650.00
Elections	100,571.58	Federal Aid Revenues		Total Taxes for Rate Computation	397,068,458.91
General Administration (other)	32,726,166.62			Special District Taxes	1,255,677.43
JUDICIARY		Sale of Acquired Property		Bank Corp. Taxes	
Municipal Courts	3,633,978.97	Other Miscellaneous Revenues		Added and Omitted Taxes	2,020,621.37
PUBLIC SAFETY		Total		Total Taxes Levied - ABSTRACT	398,478,107.71
Fire Protection	26,662,816.01	Prior Years Surplus Appropriated		Total Taxes Billed	399,504,580.70
Police Protection	52,601,046.91	REVENUES		1993 TAXES COLLECTED	372,357,076.48
Civil Defense & Disaster Control	536,029.72	Reserve For Uncollected Taxes		1993 Taxes Cancelled, Abated or Adjusted	6,419,986.85
Environmental Inspection & Control	5,221,172.47	CAPITAL OUTLAY		Transfer to Tax Title Liens or Foreclosed	1,540,417.73
Other Public Safety	112,107.89	TOTAL		Balance Outstanding Dec. 31, 1993	22,628,112.93
PUBLIC WORKS		Public Enterprises		PRIOR YEARS TAXES OUTSTANDING	
Streets and Drainage	13,104,556.30	Recreation-Culture		Balance January 1, 1993	29,182,704.45
Sewers and Sewage Processing	10,098,162.68	Public Works		Collected in 1993	14,662,858.01
Garbage and Trash Disposal	5,028,591.80	Buildings and Grounds		Cancelled, Abated or Adjusted 1993	7,243,207.35
Public Buildings and Grounds	4,905,810.71	Library and Education		Transfers to Tax Title Liens or Foreclosed	2,639,618.66
Other Public Works	3,113,143.62	Conservation		Balance December 31, 1993	4,637,020.43
HEALTH and WELFARE		All Other		TAX TITLE LIENS OUTSTANDING	
Health Services Except Environmental	1,765,456.60	CAPITAL DEBT AUTHORIZED, DECEMBER 31, 1993		Balance January 1, 1993	16,320,966.79
Welfare-Public Assistance	1,529,928.98	ISSUED AND UNISSUED		Transfer From Taxes	4,310,456.40
Hospital, Clinics, First Aid	2,331,817.68	GROSS DEBT		Redeemed In 1993	6,269,665.64
Animal, Insect, & Rodent Control	182,875.21	NET DEBT		Cancelled, Abated or Adjusted (1993)	494,403.48
Other Welfare Services	252,338.42	School		Transfer to Foreclosed Property	343,653.50
RECREATION and CONSERVATION		Self-Liquidating		Balance December 31, 1993	13,523,700.56
Beaches and Boardwalks	3,589,610.75	Other		PROPERTY ACQUIRED BY DEED OR FORECLOSURE	
Parks, Playgrounds, Shade Trees	950,081.50	Total		Balance January 1, 1993	18,538,891.78
Land Reclamation & Conservation	2,575,548.05	ISSUED AND OUTSTANDING		Transfers From Taxes or Liens	346,353.89
Other Recreational Services	1,814,017.28	School		Sale For Cash (1993)	
EDUCATION (excluding schools)		Self-Liquidating		Cancelled, Abated or Adjusted (1993)	
Libraries	3,207,644.00	Other		Balance December 31, 1993	18,885,245.66
Other Educational Services	17,200.40	Total		CURRENT FINANCES DECEMBER 31, 1993	
STATUTORY EXPENDITURES		EQUALIZED VALUATION BASIS		ASSETS	
Pensions & F. I. C. A.	14,737,415.57	FOR NET DEBT COMPUTATION		Cash Dec. 31, 1993	66,898,671.67
Employee Fringe Benefits	7,911,772.36	REAL PROPERTY VALUATIONS		Taxes Receivable	27,265,133.36
Other Statutory Expenditures	343,446.23	Code Class # of Parcels % VAL'N		Tax Title Liens	13,523,700.56
CETA And Other Public Employment Programs	214,380,868.35	1 Vacant Land		Foreclosed Property	18,885,245.66
MUNICIPAL FUNCTIONS		2 Residential		Emergencies & Other Deferred Charges	1,778,304.78
CAPITAL IMPROVEMENTS	*MEMO*	3 Farm		State and Federal Aid Receivable	8,566,768.60
DEBT SERVICE		4a Commercial (See Page 7)		Other Receivables	6,555,629.10
Principal Payments	16,768,825.84	4b Industrial		Total	143,473,453.73
Interest Payments	10,293,354.30	4c Apartments		LIABILITIES, RESERVES, AND SURPLUS	
TYPE I SCHL DEBT *MEMO	2,780,472.27	Total		Cash Liabilities	48,129,837.23
DEFERRED CHARGES	1,171,830.89	Land Area 366.97 Sq. Miles		Reserves for Receivables	66,051,856.96
SCHOOL, COUNTY, SPECIAL DISTRICT TAXES	249,242,226.68	Net Valuation Taxable-Municipal		Surplus Dec. 31, 1993	29,291,759.54
RESERVE FOR UNCOLLECTED TAXES	30,360,826.92	Net Valuation Taxable-County		Total	143,473,453.73
EXPENDITURES	522,218,432.98	State Equalized Valuation			
TOTAL		State Equalization Ratio			

1287 50895

*ABOVE DEBT SERVICE INCLUDES TYPE I SCHOOL DEBT

*Includes County Health Services Taxes, County Vocational School Taxes, or County Open Space Tax See Table 13

Population 1990 325,380
 Population 1993 838,230
 S & P Rating
 Maady Rating

General Tax Rate Per \$100.

State Equalized Tax Rate

SUMMARY BERGEN COUNTY MUNICIPALITIES

PER CAPITA:

Gross Debt 717.20
 Net Debt 538.19
 Debt Service 65.69
 Total Tax Levy 1,751.69
 Municipal Expenditures 911.69

PER CENT:

Gross Debt .77
 Net Debt .58
 Tax Levy Collected 96.69
 Tax Levy Cancelled, Abated or Adjusted .47

EXPENDITURES		REVENUES-REALIZED		1993 PROPERTY TAX	
GENERAL GOVERNMENT		1993 Property Taxes Collected		STATE EQUALIZED TAX RATE	
Governing Body & Public Boards	933,542.04	1993 Payments in Lieu of Taxes	1,423,877,106.97	Local District School Taxes	721,953,408.58
Municipal Clerk	1,683,030.00	Delinquent Tax & Lien Collections	3,557,759.31	Regional & Consolidated School Tax	97,463,106.14
Financial Administration	10,070,623.18	Business Personality Replacement Taxes	40,190,286.05	School Taxes in Municipal Budget	1,282,566.50
Assessment of Taxes	9,111,922.91	Taxes From Public Utilities	15,321,283.50	County Taxes	208,051,904.71
Collection of Taxes	5,902,596.35	Other Miscellaneous Tax Revenues	71,285,761.98	County Library Taxes	
Planning, Housing & Development	3,727,087.58	State Aid Revenues	1,507,720.62	Local Municipal Purpose Taxes	435,553,193.93
Human Resources	6,745,002.07	Federal Aid Revenues	77,792,409.22	Veteran & Senior Citizen Taxes	6,864,200.00
Elections	264,367.38		431,062.53	Total Taxes for Rate Computation	1,471,168,379.86
General Administration (other)	60,119,100.59			Special District Taxes	
JUDICIARY		Sale of Acquired Property	60.00	Bank Corp. Taxes	
Municipal Courts	8,083,496.40	Other Miscellaneous Revenues	38,969,441.55	Added and Omitted Taxes	4,016,149.75
PUBLIC SAFETY		Total	1,722,932,876.73	Total Taxes Levied - ABSTRACT	1,468,320,329.61
Fire Protection	34,991,084.37	Prior Years Surplus Appropriated	68,861,109.97	Total Taxes Billed	1,472,583,235.89
Police Protection	149,129,727.12	REVENUES	1,791,793,986.70	1993 TAXES COLLECTED	1,423,877,106.97
Civil Defense & Disaster Control	592,733.17	Reserve For Uncollected Taxes	65,684,657.22	1993 Taxes Cancelled, Abated or Adjusted	6,961,082.14
Environmental Inspection & Control	9,115,032.98			Transfer to Tax Title Liens or Foreclosed	1,486,303.97
Other Public Safety	6,250.00	CAPITAL OUTLAY	77,563,008.00	Balance Outstanding Dec. 31, 1993	40,247,093.32
PUBLIC WORKS		Total		PRIOR YEARS TAXES OUTSTANDING	
Streets and Drainage	41,679,921.60	Public Enterprises	4,091,742.13	Balance January 1, 1993	45,409,534.71
Sewers and Sewage Processing	72,784,864.44	Recreation-Culture	3,544,682.55	Collected in 1993	39,130,226.11
Garbage and Trash Disposal	63,990,514.54	Public Works	19,107,852.91	Cancelled, Abated or Adjusted 1993	2,585,371.75
Public Buildings and Grounds	12,514,628.23	Buildings and Grounds	49,838,128.41	Transfers to Tax Title Liens or Foreclosed	740,122.22
Other Public Works	13,043,373.18	Library and Education	980,602.00	Balance December 31, 1993	2,953,814.63
HEALTH and WELFARE		Conservation		TAX TITLE LIENS OUTSTANDING	
Health Services Except Environmental	7,907,192.72	All Other		Balance January 1, 1993	6,985,558.73
Welfare-Public Assistance	1,290,685.74	CAPITAL DEBT AUTHORIZED, DECEMBER 31, 1993		Transfer From Taxes	2,511,106.86
Hospital, Clinics, First Aid	168,043.50	ISSUED AND UNISSUED		Redeemed In 1993	1,006,277.47
Animal, Insect, & Rodent Control	365,397.74	School	100,462,606	Cancelled, Abated or Adjusted (1993)	65,350.19
Other Welfare Services	22,538.00	Self-Liquidating	54,019,692	Transfer to Foreclosed Property	295,502.22
RECREATION and CONSERVATION		Other	446,692,642	Balance December 31, 1993	8,129,535.72
Beaches and Boardwalks		Total	601,174,941	PROPERTY ACQUIRED BY DEED OR FORECLOSURE	
Parks, Playgrounds, Shade Trees	9,250,678.44	ISSUED AND OUTSTANDING		Balance January 1, 1993	14,263,331.89
Land Reclamation & Conservation	6,397,105.33	School	54,130,605.77	Transfers From Taxes or Liens	301,981.14
Other Recreational Services	8,746,110.29	Self-Liquidating	38,710,371.46	Sale For Cash (1993)	38,440.00
EDUCATION (excluding schools)		Other	368,266,615.53	Cancelled, Abated or Adjusted (1993)	5,990.00
Libraries	27,025,497.14	Total	471,107,592.76	Balance December 31, 1993	14,520,883.02
Other Educational Services	50,684.00	EQUALIZED VALUATION BASIS		CURRENT FINANCES DECEMBER 31, 1993	
STATUTORY EXPENDITURES		FOR NET DEBT COMPUTATION	77,942,115,305.67	ASSETS	
Pensions & F. I. C. A.	31,373,416.61	REAL PROPERTY VALUATIONS		Cash Dec. 31, 1993	230,625,693.20
Employee Fringe Benefits	38,459,211.36	Code Class # of Parcels % VAL'N		Taxes Receivable	43,200,907.95
Other Statutory Expenditures	235,501.00	1 Vacant Land		Tax Title Liens	8,129,535.72
CETA And Other Public Employment Programs		2 Residential		Foreclosed Property	14,520,883.02
MUNICIPAL FUNCTIONS		3 Farm		Emergencies & Other Deferred Charges	8,438,997.71
CAPITAL IMPROVEMENTS		4a Commercial (See Page 9)		State and Federal Aid Receivable	2,430,493.45
DEBT SERVICE		4b Industrial		Other Receivables	11,660,688.60
Principal Payments	37,113,341.36	4c Apartments		Total	319,057,189.65
Interest Payments	18,786,107.88	Total		LIABILITIES, RESERVES, AND SURPLUS	
TYPE I SCHL DEBT *MEMO	1,255,096.80	Land Area 334.57 Sq. Miles		Cash Liabilities	136,473,615.33
DEFERRED CHARGES	6,847,594.25	Net Valuation Taxable-Municipal	63,214,812,092.00	Reserves for Receivables	75,976,046.29
SCHOOL, COUNTY, SPECIAL DISTRICT TAXES	1,028,750,985.93	Net Valuation Taxable-County	75,638,849,325.00	Surplus Dec. 31, 1993	106,607,528.03
RESERVE FOR UNCOLLECTED TAXES	65,634,657.22	State Equalized Valuation	75,759,176,280.00	Total	319,057,189.65
EXPENDITURES		State Equalization Ratio			
TOTAL	1,792,960,694.64				

0399

Population 1990 **395,066**
 Population 1993 **394,927**
 S & P Rating
 Moody Rating

General Tax Rate Per \$100.

State Equalized Tax Rate

SUMMARY BURLINGTON COUNTY MUNICIPALITIES

PER CAPITA

Gross Debt **1,053.94**
 Net Debt **523.73**
 Debt Service **48.23**
 Total Tax Levy **1,195.38**
 Municipal Expenditures **489.05**

PER CENT

Gross Debt **2.23**
 Net Debt **1.12**
 Tax Levy Collected **95.53**
 Tax Levy Cancelled, Abated or Adjusted **.50**

EXPENDITURES		REVENUES-REALIZED		1993 PROPERTY TAX	
GENERAL GOVERNMENT		1993 Property Taxes Collected		STATE EQUALIZED TAX RATE	
Governing Body & Public Boards	803,373.00	1993 Payments in Lieu of Taxes		Local District School Taxes	196,978,086.81
Municipal Clerk	1,353,320.00	Delinquent Tax & Lien Collections		Regional & Consolidated School Tax	45,570,389.73
Financial Administration	3,235,135.69	Business Personal Replacement Taxes		School Taxes in Municipal Budget	51,348.00
Assessment of Taxes	1,727,517.53	Taxes From Public Utilities		County Taxes	99,714,500.88
Collection of Taxes	2,263,435.63	Other Miscellaneous Tax Revenues		County Library Taxes	4,755,000.00
Planning, Housing & Development	1,973,624.47	State Aid Revenues		Local Municipal Purpose Taxes	64,906,627.88
Human Resources	2,957,856.12	Federal Aid Revenues		Veteran & Senior Citizen Taxes	2,945,155.00
Elections	44,979.00	Sale of Acquired Property		Total Taxes for Rate Computation	414,921,108.30
General Administration (other)	18,255,756.81	Other Miscellaneous Revenues		Special District Taxes	8,891,391.97
JUDICIARY		Total		Bank Corp. Taxes	
Municipal Courts	3,282,902.83	Prior Years Surplus Appropriated		Added and Omitted Taxes	51,222,300.93
PUBLIC SAFETY		REVENUES TOTAL		Total Taxes Levied - ABSTRACT	472,089,646.20
Fire Protection	2,307,824.90	Reserve For Uncollected Taxes		Total Taxes Billed	426,256,242.34
Police Protection	38,940,047.39	CAPITAL OUTLAY TOTAL		1993 TAXES COLLECTED	407,217,156.07
Civil Defense & Disaster Control	107,469.26	Public Enterprises		1993 Taxes Cancelled, Abated or Adjusted	2,504,287.64
Environmental Inspection & Control	3,395,650.31	Recreation-Culture		Transfer to Tax Title Liens or Foreclosed	945,028.97
Other Public Safety	4,000.00	Public Works		Balance Outstanding Dec. 31, 1993	15,589,859.61
PUBLIC WORKS		Buildings and Grounds		PRIOR YEARS TAXES OUTSTANDING	
Streets and Drainage	15,565,396.86	Library and Education		Balance January 1, 1993	21,164,091.38
Sewers and Sewage Processing	2,322,732.00	Conservation		Collected in 1993	17,575,297.95
Garbage and Trash Disposal	14,280,372.24	All Other		Cancelled, Abated or Adjusted 1993	1,269,201.68
Public Buildings and Grounds	3,880,654.10	CAPITAL DEBT AUTHORIZED, DECEMBER 31, 1993		Transfers to Tax Title Liens or Foreclosed	227,664.47
Other Public Works	2,492,618.00	ISSUED AND UNISSUED		Balance December 31, 1993	2,091,927.28
HEALTH and WELFARE		GROSS DEBT		TAX TITLE LIENS OUTSTANDING	
Health Services Except Environmental	257,251.00	NET DEBT		Balance January 1, 1993	7,739,570.08
Welfare-Public Assistance	468,724.45	School		Transfer From Taxes	1,083,388.52
Hospital, Clinics, First Aid		Self-Liquidating		Redeemed In 1993	863,865.54
Animal, Insect, & Rodent Control	156,298.00	Other		Cancelled, Abated or Adjusted (1993)	40,657.33
Other Welfare Services	48,913.00	Total		Transfer to Foreclosed Property	33,078.15
RECREATION and CONSERVATION		ISSUED AND OUTSTANDING		Balance December 31, 1993	7,885,357.58
Beaches and Boardwalks	20,050.00	School		PROPERTY ACQUIRED BY DEED OR FORECLOSURE	
Parks, Playgrounds, Shade Trees	1,967,684.39	Self-Liquidating		Balance January 1, 1993	7,042,393.38
Land Reclamation & Conservation	352,433.90	Other		Transfers From Taxes or Liens	141,244.15
Other Recreational Services	2,055,829.00	Total		Sale For Cash (1993)	43,324.00
EDUCATION (excluding schools)		EQUALIZED VALUATION BASIS		Cancelled, Abated or Adjusted (1993)	
Libraries	2,590,168.54	FOR NET DEBT COMPUTATION		Balance December 31, 1993	7,140,313.53
Other Educational Services	70,931.06	REAL PROPERTY VALUATIONS		CURRENT FINANCES DECEMBER 31, 1993	
STATUTORY EXPENDITURES		Code Class # of Parcels % VAL'N ASSESSED VALUATION		ASSETS	
Pensions & F. I. C. A.	7,916,208.98	1 Vacant Land		Cash Dec. 31, 1993	113,037,808.07
Employee Fringe Benefits	10,168,837.66	2 Residential		Taxes Receivable	17,681,786.89
Other Statutory Expenditures	113,493.57	3 Farm		Tax Title Liens	7,885,357.58
CETA And Other Public Employment Programs		4a Commercial (See Page 11)		Foreclosed Property	7,140,313.53
MUNICIPAL FUNCTIONS TOTAL	145,351,539.69	4b Industrial		Emergencies & Other Deferred Charges	1,308,503.48
CAPITAL IMPROVEMENTS *MEMO*	1,475,325.00	4c Apartments		State and Federal Aid Receivable	1,608,961.35
DEBT SERVICE		Total		Other Receivables	16,602,402.74
Principal Payments	11,361,047.77	Land Area 817.54 Sq. Miles		Total	165,265,133.64
Interest Payments	7,634,951.08	Net Valuation Taxable-Municipal		LIABILITIES, RESERVES, AND SURPLUS	
TYPE I SCHL DEBT *MEMO	127,625.00	Net Valuation Taxable-County		Cash Liabilities	57,716,758.39
DEFERRED CHARGES	2,085,715.25	State Equalized Valuation		Reserves for Receivables	49,189,417.02
SCHOOL, COUNTY, SPECIAL DISTRICT TAXES	355,960,717.39	State Equalization Ratio		Surplus Dec. 31, 1993	58,359,957.73
RESERVE FOR UNCOLLECTED TAXES	26,653,989.88			Total	165,265,133.64
EXPENDITURES TOTAL	549,097,961.06				

1987 30893

*ABOVE DEBT SERVICE INCLUDES TYPE I SCHOOL DEBT

Population 1990 502,324
 Population 1993 506,542
 S & P Rating
 Moody Rating

General Tax Rate Per \$100.

State Equalized Tax Rate

SUMMARY CAMDEN COUNTY MUNICIPALITIES

PER CAPITA

Gross Debt 1,131.45
 Net Debt 572.77
 Debt Service 52.34
 Total Tax Levy 1,073.04
 Municipal Expenditures 618.26

PER CENT

Gross Debt 2.92
 Net Debt 1.52
 Tax Levy Collected 94.06
 Tax Levy Cancelled, Abated or Adjusted .97

EXPENDITURES		REVENUES-REALIZED		1993 PROPERTY TAX	
GENERAL GOVERNMENT				STATE EQUALIZED TAX RATE	
Governing Body & Public Boards	944,112.16	1993 Property Taxes Collected	539,004,032.21	Local District School Taxes	228,300,167.38
Municipal Clerk	703,854.46	1993 Payments in Lieu of Taxes	6,484,566.02	Regional & Consolidated School Tax	36,182,681.94
Financial Administration	5,016,685.07	Delinquent Tax & Lien Collections	25,263,945.10	School Taxes in Municipal Budget	
Assessment of Taxes	2,259,490.72	Business Personalty Replacement Taxes	7,808,833.43	County Taxes	154,788,359.48
Collection of Taxes	2,217,644.03	Taxes From Public Utilities	38,559,772.71	County Library Taxes	2,577,424.00
Planning, Housing & Development	2,891,635.32	Other Miscellaneous Tax Revenues	236,214.95	Local Municipal Purpose Taxes	106,127,337.20
Human Resources	10,265,188.24	State Aid Revenues	63,644,928.45	Veteran & Senior Citizen Taxes	4,792,200.00
Elections	295,548.05	Federal Aid Revenues	265,765.25	Total Taxes for Rate Computation	533,268,170.00
General Administration (other)	24,771,323.53			Special District Taxes	8,914,458.59
JUDICIARY				Bank Corp. Taxes	
Municipal Courts	4,392,301.05	Sale of Acquired Property	54,800.00	Added and Omitted Taxes	4,632,054.48
PUBLIC SAFETY		Other Miscellaneous Revenues	44,402,765.67	Total Taxes Levied - ABSTRACT	542,022,483.07
Fire Protection	18,303,386.30	Total	695,725,623.79	Total Taxes Billed	541,147,280.92
Police Protection	55,849,160.41	Prior Years Surplus Appropriated	25,353,162.16	1993 TAXES COLLECTED	509,004,032.21
Civil Defense & Disaster Control	162,494.44	REVENUES TOTAL	721,078,785.95	1993 Taxes Cancelled, Abated or Adjusted	4,702,170.02
Environmental Inspection & Control	4,735,841.16	Reserve For Uncollected Taxes	41,053,632.39	Transfer to Tax Title Liens or Foreclosed	4,409,495.48
Other Public Safety	36,378.00	CAPITAL OUTLAY TOTAL	53,812,676.19	Balance Outstanding Dec. 31, 1993	23,028,083.18
PUBLIC WORKS				PRIOR YEARS TAXES OUTSTANDING	
Streets and Drainage	13,387,216.69	Public Enterprises	6,249,623.24	Balance January 1, 1993	26,516,012.39
Sewers and Sewage Processing	6,368,194.35	Recreation-Culture	2,122,697.97	Collected in 1993	21,386,440.86
Garbage and Trash Disposal	33,858,907.83	Public Works	10,259,084.37	Cancelled, Abated or Adjusted 1993	1,675,454.95
Public Buildings and Grounds	7,075,280.40	Buildings and Grounds	35,094,005.10	Transfers to Tax Title Liens or Foreclosed	972,179.66
Other Public Works	6,405,254.12	Library and Education	87,265.51	Balance December 31, 1993	2,581,936.92
HEALTH and WELFARE		Conservation		TAX TITLE LIENS OUTSTANDING	
Health Services Except Environmental	1,131,820.42	All Other		Balance January 1, 1993	20,706,978.47
Welfare-Public Assistance	1,377,326.60	CAPITAL DEBT AUTHORIZED, DECEMBER 31, 1993		Transfer From Taxes	5,493,453.11
Hospital, Clinics, First Aid		ISSUED AND UNISSUED		Redeemed In 1993	3,899,757.86
Animal, Insect, & Rodent Control	116,145.54	School	193,225,363	Cancelled, Abated or Adjusted (1993)	1,130,229.15
Other Welfare Services		Self-Liquidating	80,137,763	Transfer to Foreclosed Property	5,139.00
RECREATION and CONSERVATION		Other	284,564,931	Balance December 31, 1993	21,167,305.57
Beaches and Boardwalks	260.00	Total	557,928,553	PROPERTY ACQUIRED BY DEED OR	
Parks, Playgrounds, Shade Trees	1,530,700.76	ISSUED AND OUTSTANDING		FORECLOSURE	
Land Reclamation & Conservation	243,283.60	School	164,600,945.48	Balance January 1, 1993	31,487,304.12
Other Recreational Services	2,690,068.38	Self-Liquidating	51,470,089.26	Transfers From Taxes or Liens	5,139.00
EDUCATION (excluding schools)		Other	252,815,994.38	Sale For Cash (1993)	58,679.34
Libraries	4,466,558.23	Total	468,887,029.12	Cancelled, Abated or Adjusted (1993)	354,447.66
Other Educational Services	346,568.09	EQUALIZED VALUATION BASIS		Balance December 31, 1993	31,079,316.12
STATUTORY EXPENDITURES		FOR NET DEBT COMPUTATION	19,078,899,137.33	CURRENT FINANCES DECEMBER 31, 1993	
Pensions & F. I. C. A.	13,244,490.19	REAL PROPERTY VALUATIONS		ASSETS	
Employee Fringe Benefits	14,658,700.98	Code Class # of Parcels % VAL'N	ASSESSED VALUATION	Cash Dec. 31, 1993	85,896,310.89
Other Statutory Expenditures	76,195.00	1 Vacant Land		Taxes Receivable	25,610,020.10
CETA And Other Public Employment Programs		2 Residential		Tax Title Liens	21,167,305.57
MUNICIPAL FUNCTIONS TOTAL	240,322,014.12	3 Farm		Foreclosed Property	31,079,316.12
CAPITAL IMPROVEMENTS *MEMO*	1,680,202.83	4a Commercial (See Page 13)		Emergencies & Other Deferred Charges	3,455,326.18
DEBT SERVICE		4b Industrial		State and Federal Aid Receivable	2,620,104.00
Principal Payments	14,463,667.90	4c Apartments		Other Receivables	11,165,467.06
Interest Payments	12,046,385.49	Total		Total	180,993,849.91
DEFERRED CHARGES		Land Area 222.01 Sq. Miles		LIABILITIES, RESERVES, AND SURPLUS	
SCHOOL, COUNTY, SPECIAL DISTRICT TAXES	5,277,591.09	Net Valuation Taxable-Municipal	15,219,638,045.00	Cash Liabilities	51,325,574.04
RESERVE FOR UNCOLLECTED TAXES	431,263,091.39	Net Valuation Taxable-County	19,647,756,522.00	Reserves for Receivables	88,881,813.02
EXPENDITURES TOTAL	746,426,382.33	State Equalized Valuation	19,344,098,230.00	Surplus Dec. 31, 1993	40,786,462.35
		State Equalization Ratio		Total	180,993,849.91

0599

Population 1990 95,089
 Population 1993 97,126
 S & P Rating
 Moody Rating

General Tax Rate Per \$100.

State Equalized Tax Rate

SUMMARY CAPE MAY COUNTY MUNICIPALITIES

PER CAPITA:

Gross Debt 2,204.04
 Net Debt 1,447.42
 Debt Service 196.14
 Total Tax Levy 2,107.11
 Municipal Expenditures 1,526.90

PER CENT:

Gross Debt 1.65
 Net Debt 1.08
 Tax Levy Collected 92.37
 Tax Levy Cancelled, Abated or Adjusted .68

EXPENDITURES		REVENUES-REALIZED		1993 PROPERTY TAX	
GENERAL GOVERNMENT		1993 Property Taxes Collected		STATE EQUALIZED TAX RATE	
Governing Body & Public Boards	339,671.64	1993 Payments in Lieu of Taxes		Local District School Taxes	62,356,533.82
Municipal Clerk	675,531.70	Delinquent Tax & Lien Collections		Regional & Consolidated School Tax	8,735,767.00
Financial Administration	2,433,775.18	Business Personal Replacement Taxes		School Taxes in Municipal Budget	16,230.00
Assessment of Taxes	1,267,432.73	Taxes From Public Utilities		County Taxes	* 52,255,290.88
Collection of Taxes	1,200,064.46	Other Miscellaneous Tax Revenues		County Library Taxes	2,484,362.64
Planning, Housing & Development	710,339.09	State Aid Revenues		Local Municipal Purpose Taxes	75,106,947.05
Human Resources	1,250,324.21	Federal Aid Revenues		Veteran & Senior Citizen Taxes	1,191,350.00
Elections	55,504.70	Sale of Acquired Property		Total Taxes for Rate Computation	202,146,481.39
General Administration (other)	17,903,293.03	Other Miscellaneous Revenues		Special District Taxes	2,828,465.99
JUDICIARY		Total		Bank Corp. Taxes	
Municipal Courts	1,776,462.94	Prior Years Surplus Appropriated		Added and Omitted Taxes	871,101.83
PUBLIC SAFETY		REVENUES TOTAL		Total Taxes Levied - ABSTRACT	204,654,699.21
Fire Protection	7,477,795.86	Reserve For Uncollected Taxes		Total Taxes Billed	205,268,205.24
Police Protection	19,588,990.71	CAPITAL OUTLAY TOTAL		1993 TAXES COLLECTED	190,624,439.84
Civil Defense & Disaster Control	146,489.05	Public Enterprises		1993 Taxes Cancelled, Abated or Adjusted	1,394,557.92
Environmental Inspection & Control	1,854,029.73	Recreation-Culture		Transfer to Tax Title Liens or Foreclosed	688,695.18
Other Public Safety		Public Works		Balance Outstanding Dec. 31, 1993	12,560,512.30
PUBLIC WORKS		Buildings and Grounds		PRIOR YEARS TAXES OUTSTANDING	
Streets and Drainage	7,246,771.61	Library and Education		Balance January 1, 1993	14,025,557.37
Sewers and Sewage Processing	6,662,016.26	Conservation		Collected in 1993	12,545,359.57
Garbage and Trash Disposal	5,615,005.78	All Other		Cancelled, Abated or Adjusted 1993	131,031.70
Public Buildings and Grounds	5,947,642.62	CAPITAL DEBT AUTHORIZED, DECEMBER 31, 1993		Transfers to Tax Title Liens or Foreclosed	90,537.04
Other Public Works	5,485,601.01	ISSUED AND UNISSUED		Balance December 31, 1993	1,258,629.06
HEALTH and WELFARE		GROSS DEBT		TAX TITLE LIENS OUTSTANDING	
Health Services Except Environmental	256,358.14	NET DEBT		Balance January 1, 1993	4,324,802.70
Welfare-Public Assistance	257,596.25	School		Transfer From Taxes	790,168.60
Hospital, Clinics, First Aid		Self-Liquidating		Redeemed in 1993	1,592,364.66
Animal, Insect, & Rodent Control	164,108.14	Other		Cancelled, Abated or Adjusted (1993)	40,860.59
Other Welfare Services		Total		Transfer to Foreclosed Property	178,026.96
RECREATION and CONSERVATION		ISSUED AND OUTSTANDING		Balance December 31, 1993	3,303,719.09
Beaches and Boardwalks	3,701,127.11	School		PROPERTY ACQUIRED BY DEED OR FORECLOSURE	
Parks, Playgrounds, Shade Trees	415,454.23	Self-Liquidating		Balance January 1, 1993	7,360,273.90
Land Reclamation & Conservation	312,410.01	Other		Transfers From Taxes or Liens	61,290.95
Other Recreational Services	1,931,785.04	Total		Sale For Cash (1993)	1,910.00
EDUCATION (excluding schools)		EQUALIZED VALUATION BASIS		Cancelled, Abated or Adjusted (1993)	3,729.64
Libraries	903,080.00	FOR NET DEBT COMPUTATION		Balance December 31, 1993	7,415,925.21
Other Educational Services	1,612,367.00	REAL PROPERTY VALUATIONS		CURRENT FINANCES DECEMBER 31, 1993	
STATUTORY EXPENDITURES		Code Class # of Parcels % VAL'N ASSESSED VALUATION		ASSETS	
Pensions & F. I. C. A.	5,629,943.74	1 Vacant Land		Cash Dec. 31, 1993	41,147,231.23
Employee Fringe Benefits	7,659,859.60	2 Residential		Taxes Receivable	13,819,141.36
Other Statutory Expenditures	157,500.00	3 Farm		Tax Title Liens	3,303,719.09
CETA And Other Public Employment Programs		4a Commercial (See Page 15)		Foreclosed Property	7,415,925.21
MUNICIPAL FUNCTIONS TOTAL	110,608,331.57	4b Industrial		Emergencies & Other Deferred Charges	1,041,007.13
CAPITAL IMPROVEMENTS *MEMO*	2,153,781.00	4c Apartments		State and Federal Aid Receivable	568,829.06
DEBT SERVICE		Total		Other Receivables	2,685,732.53
Principal Payments	11,891,900.75	Land Area 63.37 Sq. Miles		Total	69,981,585.61
Interest Payments	7,168,204.61	Net Valuation Taxable-Municipal		LIABILITIES, RESERVES, AND SURPLUS	
TYPE I SCHL DEBT *MEMO	16,230.00	Net Valuation Taxable-County		Cash Liabilities	20,862,143.25
DEFERRED CHARGES	1,205,341.50	State Equalized Valuation		Reserves for Receivables	27,643,428.01
SCHOOL, COUNTY, SPECIAL DISTRICT TAXES	129,676,650.33	State Equalization Ratio		Surplus Dec. 31, 1993	21,676,014.35
REVENUES FROM UNCOLLECTED TAXES	17,437,899.65			Total	69,981,585.61
EXPENDITURES TOTAL	276,979,319.41				

*Includes County Health Services Taxes, County Vocational School Taxes, or County Open Space Tax See Table 13.

*ABOVE DEBT SERVICE INCLUDES TYPE I SCHOOL DEBT

0699

Population 1990 133,053
 Population 1993 139,003
 S & P Rating
 Moody Rating

General Tax Rate Per \$100.

State Equalized Tax Rate

SUMMARY CUMBERLAND COUNTY MUNICIPALITIES

PER CAPITA

Gross Debt 839.37
 Net Debt 265.21
 Debt Service 36.43
 Total Tax Levy 766.86
 Municipal Expenditures 579.24

PER CENT

Gross Debt 2.94
 Net Debt .93
 Tax Levy Collected 92.19
 Tax Levy Cancelled, Abated or Adjusted .66

EXPENDITURES		REVENUES-REALIZED		1993 PROPERTY TAX	
GENERAL GOVERNMENT		1993 Property Taxes Collected		STATE EQUALIZED TAX RATE	
Governing Body & Public Boards	184,338.00	1993 Payments in Lieu of Taxes		Local District School Taxes	
Municipal Clerk	230,903.00	Delinquent Tax & Lien Collections		Regional & Consolidated School Tax	
Financial Administration	1,745,401.64	Business Personalty Replacement Taxes		School Taxes in Municipal Budget	
Assessment of Taxes	659,585.85	Taxes From Public Utilities		County Taxes	
Collection of Taxes	902,037.01	Other Miscellaneous Tax Revenues		County Library Taxes	
Planning, Housing & Development	1,140,965.59	State Aid Revenues		Local Municipal Purpose Taxes	
Human Resources	3,101,891.32	Federal Aid Revenues		Veteran & Senior Citizen Taxes	
Elections	82,803.02	Sale of Acquired Property		Total Taxes far Role Computation	
General Administration (other)	10,132,414.19	Other Miscellaneous Revenues		Special District Taxes	
JUDICIARY		TOTAL		Bank Corp. Taxes	
Municipal Courts	1,057,944.30	Prior Years Surplus Appropriated		Added and Omitted Taxes	
PUBLIC SAFETY		REVENUES		Total Taxes Levied - ABSTRACT	
Fire Protection	2,727,056.96	Reserve For Uncollected Taxes		Total Taxes Billed	
Police Protection	11,460,117.18	CAPITAL OUTLAY		1993 TAXES COLLECTED	
Civil Defense & Disaster Control	118,811.30	TOTAL		1993 Taxes Cancelled, Abated or Adjusted	
Environmental Inspection & Control	1,154,718.51	Public Enterprises		Transfer to Tax Title Liens or Foreclosed	
Other Public Safety		Recreation-Culture		Balance Outstanding Dec. 31, 1993	
PUBLIC WORKS		Public Works		PRIOR YEARS TAXES OUTSTANDING	
Streets and Drainage	6,835,582.26	Buildings and Grounds		Balance January 1, 1993	
Sewers and Sewage Processing	468,698.29	Library and Education		Collected in 1993	
Garbage and Trash Disposal	2,436,868.18	Conservation		Cancelled, Abated or Adjusted 1993	
Public Buildings and Grounds	2,132,994.60	All Other		Transfers to Tax Title Liens or Foreclosed	
Other Public Works	388,345.02	CAPITAL DEBT AUTHORIZED, DECEMBER 31, 1993		Balance December 31, 1993	
HEALTH and WELFARE		ISSUED AND UNISSUED		TAX TITLE LIENS OUTSTANDING	
Health Services Except Environmental	2,387,563.00	GROSS DEBT		Balance January 1, 1993	
Welfare-Public Assistance	3,143,833.97	NET DEBT		Transfer From Taxes	
Hospital, Clinics, First Aid	64,100.00	SCHOOL		Redeemed in 1993	
Animal, Insect, & Radent Control	209,510.49	Self-Liquidating		Cancelled, Abated or Adjusted (1993)	
Other Welfare Services		Other		Transfer to Foreclosed Property	
RECREATION and CONSERVATION		TOTAL		Balance December 31, 1993	
Beaches and Boardwalks	470,768.76	ISSUED AND OUTSTANDING		PROPERTY ACQUIRED BY DEED OR	
Parks, Playgrounds, Shade Trees	155,471.00	SCHOOL		FORECLOSURE	
Land Reclamation & Conservation	1,071,061.20	Self-Liquidating		Balance January 1, 1993	
Other Recreational Services		Other		Transfers From Taxes or Liens	
EDUCATION (excluding schools)		TOTAL		Sale For Cash (1993)	
Libraries	1,217,636.00	EQUALIZED VALUATION BASIS		Cancelled, Abated or Adjusted (1993)	
Other Educational Services	54,514.00	FOR NET DEBT COMPUTATION		Balance December 31, 1993	
STATUTORY EXPENDITURES		REAL PROPERTY VALUATIONS		CURRENT FINANCES DECEMBER 31, 1993	
Pensions & F. I. C. A.	2,922,012.29	Code Class # of Parcels % VAL'N		ASSETS	
Employee Fringe Benefits	3,937,991.50	1 Vacant Land		Cash Dec. 31, 1993	
Other Statutory Expenditures	17,831.51	2 Residential		Taxes Receivable	
CETA And Other Public Employment Programs		3 Farm		Tax Title Liens	
MUNICIPAL FUNCTIONS	62,618,769.94	4a Commercial (See Page 17)		Foreclosed Property	
CAPITAL IMPROVEMENTS	*MEMO* 944,530.00	4b Industrial		Emergencies & Other Deferred Charges	
DEBT SERVICE		4c Apartments		State and Federal Aid Receivable	
Principal Payments	3,671,479.53	Total		Other Receivables	
Interest Payments	1,115,209.78	Land Area 501.73 Sq. Miles		Total	
TYPE I SCHL DEBT *MEMO	1,783,429.75	Net Valuation Taxable-Municipal		LIABILITIES, RESERVES, AND SURPLUS	
DEFERRED CHARGES	3,397,731.06	Net Valuation Taxable-County		Cash Liabilities	
SCHOOL, COUNTY, SPECIAL DISTRICT TAXES	84,907,834.32	State Equalized Valuation		Reserves for Receivables	
RESERVE FOR UNCOLLECTED TAXES	9,715,529.15	State Equalization Ratio		Surplus Dec. 31, 1993	
EXPENDITURES	165,426,573.78			Total	

1987 1000

*ABOVE DEBT SERVICE INCLUDES TYPE I SCHOOL DEBT

*Includes County Health Services Taxes, County Vocational School Taxes, or County Open Space Tax See Table 13

0799

Population 1990 778,236
 Population 1993 770,423
 S & P Rating
 Moody Rating

General Tax Rate Per \$100.

State Equalized Tax Rate

SUMMARY ESSEX COUNTY MUNICIPALITIES

PER CAPITA

Gross Debt 1,146.18
 Net Debt 498.91
 Debt Service 78.35
 Total Tax Levy 1,335.70
 Municipal Expenditures 1,141.61

PER CENT.

Gross Debt 2.30
 Net Debt 1.00
 Tax Levy Collected 92.37
 Tax Levy Cancelled, Abated or Adjusted 1.35

EXPENDITURES		REVENUES-REALIZED		1993 PROPERTY TAX	
GENERAL GOVERNMENT				STATE EQUALIZED TAX RATE	
Governing Body & Public Boards	8,921,573.64	1993 Property Taxes Collected	950,105,461.66	Local District School Taxes	432,932,721.19
Municipal Clerk	5,178,051.49	1993 Payments in Lieu of Taxes	4,575,556.79	Regional & Consolidated School Tax	15,913,139.23
Financial Administration	14,573,354.38	Delinquent Tax & Lien Collections	49,928,148.95	School Taxes in Municipal Budget	9,149,385.36
Assessment of Taxes	16,360,256.63	Business Personalty Replacement Taxes	29,506,605.37	County Taxes	252,526,769.39
Collection of Taxes	2,584,221.81	Taxes From Public Utilities	58,157,639.87	County Library Taxes	
Planning, Housing & Development	5,673,559.96	Other Miscellaneous Tax Revenues	17,343,536.29	Local Municipal Purpose Taxes	315,922,271.68
Human Resources	20,140,278.83	State Aid Revenues	159,877,361.90	Veteran & Senior Citizen Taxes	3,398,850.00
Elections	435,391.02	Federal Aid Revenues	9,190,206.00	Total Taxes for Rate Computation	1,028,843,136.85
General Administration (other)	96,884,674.81			Special District Taxes	
JUDICIARY				Bank Corp. Taxes	
Municipal Courts	9,729,017.68	Sale of Acquired Property	2,390,603.46	Added and Omitted Taxes	3,605,524.59
PUBLIC SAFETY		Other Miscellaneous Revenues	215,835,668.43	Total Taxes Levied - ABSTRACT	1,029,049,811.44
Fire Protection	89,211,546.71	Total	1,495,910,808.54	Total Taxes Billed	1,028,537,676.72
Police Protection	140,416,503.00	Prior Years Surplus Appropriated	47,565,431.00	1993 TAXES COLLECTED	950,105,461.66
Civil Defense & Disaster Control	576,606.65	REVENUES TOTAL	1,543,476,239.54	1993 Taxes Cancelled, Abated or Adjusted	13,951,777.12
Environmental Inspection & Control	5,123,310.20	Reserve For Uncollected Taxes	83,183,635.04	Transfer to Tax Title Liens or Foreclosed	16,435,649.32
Other Public Safety	93,506.00	CAPITAL OUTLAY TOTAL	55,797,772.99	Balance Outstanding Dec. 31, 1993	48,044,788.62
PUBLIC WORKS				PRIOR YEARS TAXES OUTSTANDING	
Streets and Drainage	29,645,893.22	Public Enterprises	6,660,774.44	Balance January 1, 1993	62,480,922.76
Sewers and Sewage Processing	79,415,997.93	Recreation-Culture	12,092,139.80	Collected in 1993	35,335,103.92
Garbage and Trash Disposal	27,399,495.84	Public Works	6,780,030.06	Cancelled, Abated or Adjusted 1993	7,717,644.39
Public Buildings and Grounds	14,812,440.87	Buildings and Grounds	21,454,810.51	Transfers to Tax Title Liens or Foreclosed	7,960,986.64
Other Public Works	4,870,263.92	Library and Education	8,810,018.18	Balance December 31, 1993	11,467,087.81
HEALTH and WELFARE		Conservation		TAX TITLE LIENS OUTSTANDING	
Health Services Except Environmental	22,305,182.38	All Other		Balance January 1, 1993	53,805,219.77
Welfare-Public Assistance	17,879,679.69	CAPITAL DEBT AUTHORIZED, DECEMBER 31, 1993		Transfer From Taxes	23,303,283.46
Hospital, Clinics, First Aid	355,032.00	ISSUED AND UNISSUED		Redeemed in 1993	14,720,332.33
Animal, Insect, & Rodent Control	416,773.16	School	369,580,801	Cancelled, Abated or Adjusted (1993)	1,433,325.36
Other Welfare Services	882,230.00	Self-Liquidating	140,775,591	Transfer to Foreclosed Property	9,530,911.32
RECREATION and CONSERVATION		Other	372,684,491	Balance December 31, 1993	51,423,934.22
Beaches and Boardwalks	2,000.00	Total	883,040,884	PROPERTY ACQUIRED BY DEED OR FORECLOSURE	
Parks, Playgrounds, Shade Trees	8,112,094.21	ISSUED AND OUTSTANDING		Balance January 1, 1993	90,709,747.23
Land Reclamation & Conservation	2,288,513.02	School	239,972,774.00	Transfers From Taxes or Liens	12,650,304.84
Other Recreational Services	9,425,901.46	Self-Liquidating	124,557,426.81	Sale For Cash (1993)	30,970.00
EDUCATION (excluding schools)		Other	327,972,126.01	Cancelled, Abated or Adjusted (1993)	11,637,534.84
Libraries	23,631,387.71	Total	692,502,326.82	Balance December 31, 1993	91,691,547.23
Other Educational Services	5,375,428.60	EQUALIZED VALUATION BASIS		CURRENT FINANCES DECEMBER 31, 1993	
STATUTORY EXPENDITURES		FOR NET DEBT COMPUTATION	38,426,789,628.00	ASSETS	
Pensions & F. I. C. A.	39,395,454.99	REAL PROPERTY VALUATIONS		Cash Dec. 31, 1993	196,297,210.94
Employee Fringe Benefits	30,027,981.16	Code Class # of Parcels % VAL'N		Taxes Receivable	59,511,876.43
Other Statutory Expenditures	101,413.00	1 Vacant Land		Tax Title Liens	51,423,934.22
CETA And Other Public Employment Programs		2 Residential		Foreclosed Property	91,691,547.23
MUNICIPAL FUNCTIONS TOTAL	732,239,830.97	3 Farm		Emergencies & Other Deferred Charges	2,855,674.67
CAPITAL IMPROVEMENTS *MEMO*	3,874,580.99	4a Commercial (See Page 19)		State and Federal Aid Receivable	71,454,042.57
DEBT SERVICE		4b Industrial		Other Receivables	42,266,856.20
Principal Payments	35,754,261.09	4c Apartments		Total	515,501,142.26
Interest Payments	24,379,434.06	Total		LIABILITIES, RESERVES, AND SURPLUS	
TYPE I SCHL DEBT *MEMO	5,435,055.09	Land Area 127.44 Sq. Miles		Cash Liabilities	199,798,153.44
DEFERRED CHARGES	3,764,523.06	Net Valuation Taxable-Municipal	17,322,375,000.00	Reserves for Receivables	244,069,727.58
SCHOOL, COUNTY, SPECIAL DISTRICT TAXES	709,522,015.17	Net Valuation Taxable-County	38,390,751,976.00	Surplus Dec. 31, 1993	71,633,261.24
RESERVE FOR UNCOLLECTED TAXES	83,183,635.04	State Equalized Valuation	37,549,502,005.00	Total	515,501,142.26
EXPENDITURES TOTAL	1,589,042,699.39	State Equalization Ratio			

*ABOVE DEBT SERVICE INCLUDES TYPE I SCHOOL DEBT

0399

Population 1990 230,082

Population 1993 233,329

S & P Rating

Moody Rating

General Tax Rate Per \$100.

State Equalized Tax Rate

SUMMARY GLOUCESTER COUNTY MUNICIPALITIES

PER CAPITAL

Gross Debt 1,140.00

Net Debt 299.30

Debt Service 33.22

Total Tax Levy 1,025.59

Municipal Expenditures 523.75

PER CENT


Gross Debt 2.68

Net Debt .70

Tax Levy Collected 94.41

Tax Levy Cancelled, Abated

or Adjusted .40

EXPENDITURES		REVENUES-REALIZED		1993 PROPERTY TAX	
GENERAL GOVERNMENT				STATE EQUALIZED TAX RATE 	
Governing Body & Public Boards	662,065.42	1993 Property Taxes Collected	231,440,998.38	Local District School Taxes	105,032,371.99
Municipal Clerk	751,778.29	1993 Payments in Lieu of Taxes	83,341.20	Regional & Consolidated School Tax	13,766,796.25
Financial Administration	1,503,236.88	Delinquent Tax & Lien Collections	12,869,736.92	School Taxes in Municipal Budget	
Assessment of Taxes	1,920,232.37	Business Personalty Replacement Taxes	2,461,522.16	County Taxes	65,062,942.27
Collection of Taxes	1,251,213.62	Taxes From Public Utilities	18,460,642.17	County Library Taxes	1,137,436.00
Planning, Housing & Development	994,964.51	Other Miscellaneous Tax Revenues	1,069,968.17	Local Municipal Purpose Taxes	49,398,302.30
Human Resources	2,045,794.38	State Aid Revenues	15,647,140.06	Veteran & Senior Citizen Taxes	2,060,150.00
Elections	73,839.80	Federal Aid Revenues	9,900.00	Total Taxes for Rate Computation	236,457,988.81
General Administration (other)	12,717,890.70			Special District Taxes	7,370,565.39
JUDICIARY		Sale of Acquired Property	34,355.00	Bank Corp. Taxes	
Municipal Courts	1,987,700.56	Other Miscellaneous Revenues	16,950,131.81	Added and Omitted Taxes	2,660,156.10
PUBLIC SAFETY		Total	299,027,735.75	Total Taxes Levied - ABSTRACT	244,428,560.30
Fire Protection	1,942,936.02	Prior Years Surplus Appropriated	15,199,682.12	Total Taxes Billed	245,151,238.55
Police Protection	25,929,305.39	REVENUES TOTAL	314,227,417.87	1993 TAXES COLLECTED	231,440,998.38
Civil Defense & Disaster Control	154,259.44	Reserve For Uncollected Taxes	15,910,527.35	1993 Taxes Cancelled, Abated or Adjusted	992,690.22
Environmental Inspection & Control	2,398,466.16	CAPITAL OUTLAY TOTAL	15,812,269.22	Transfer to Tax Title Liens or Foreclosed	1,365,988.21
Other Public Safety				Balance Outstanding Dec. 31, 1993	11,356,008.22
PUBLIC WORKS		Public Enterprises	5,477,241.04	PRIOR YEARS TAXES OUTSTANDING	
Streets and Drainage	9,093,551.40	Recreation-Culture	770,356.91	Balance January 1, 1993	14,536,454.19
Sewers and Sewage Processing	1,102,720.00	Public Works	2,156,498.80	Collected in 1993	11,277,858.00
Garbage and Trash Disposal	13,298,479.89	Buildings and Grounds	7,390,753.97	Cancelled, Abated or Adjusted 1993	668,632.58
Public Buildings and Grounds	1,774,539.42	Library and Education	17,418.50	Transfers to Tax Title Liens or Foreclosed	1,170,218.98
Other Public Works	2,423,365.79	Conservation		Balance December 31, 1993	1,419,744.63
HEALTH AND WELFARE		All Other		TAX TITLE LIENS OUTSTANDING	
Health Services Except Environmental	619,132.97	CAPITAL DEBT AUTHORIZED, DECEMBER 31, 1993		Balance January 1, 1993	5,891,237.00
Welfare-Public Assistance	868,239.62	ISSUED AND UNISSUED		Transfer From Taxes	2,770,020.53
Hospital, Clinics, First Aid		School	168,600,743	Redeemed in 1993	1,592,151.42
Animal, Insect, & Rodent Control	81,513.00	Self-Liquidating	37,759,819	Cancelled, Abated or Adjusted (1993)	942,926.37
Other Welfare Services	88,474.50	Other	65,333,786	Transfer to Foreclosed Property	38,733.80
RECREATION AND CONSERVATION		Total	271,694,354	Balance December 31, 1993	6,087,447.94
Beaches and Boardwalks		ISSUED AND OUTSTANDING		PROPERTY ACQUIRED BY DEED OR FORECLOSURE	
Parks, Playgrounds, Shade Trees	1,127,471.68	School	156,414,249.00	Balance January 1, 1993	25,199,702.27
Land Reclamation & Conservation	346,030.53	Self-Liquidating	28,249,563.67	Transfers From Taxes or Liens	
Other Recreational Services	1,004,351.32	Other	58,155,129.40	Sale For Cash (1993)	34,355.00
EDUCATION (excluding schools)		Total	240,818,942.07	Cancelled, Abated or Adjusted (1993)	110,595.00
Libraries	2,198,317.78	EQUALIZED VALUATION BASIS		Balance December 31, 1993	25,054,752.27
Other Educational Services	47,961.62	FOR NET DEBT COMPUTATION	10,136,996,229.33	CURRENT FINANCES DECEMBER 31, 1993	
STATUTORY EXPENDITURES		REAL PROPERTY VALUATIONS		ASSETS	
Pensions & F. I. C. A.	4,822,025.47	Code Class # of Parcels % VALN	ASSESSED VALUATION	Cash Dec. 31, 1993	46,384,681.67
Employee Fringe Benefits	6,623,605.65	1 Vacant Land		Taxes Receivable	12,775,752.85
Other Statutory Expenditures	35,367.60	2 Residential		Tax Title Liens	6,087,447.94
CETA And Other Public Employment Programs		3 Farm		Foreclosed Property	25,054,752.27
MUNICIPAL FUNCTIONS		4a Commercial (See Page 21)		Emergencies & Other Deferred Charges	2,339,396.03
CAPITAL IMPROVEMENTS		4b Industrial		State and Federal Aid Receivable	234,395.85
DEBT SERVICE		4c Apartments		Other Receivables	2,358,323.91
Principal Payments	5,566,941.89	Total		Total	95,234,750.52
Interest Payments	3,543,031.27			LIABILITIES, RESERVES, AND SURPLUS	
DEFERRED CHARGES		Land Area 28.36 Sq. Miles		Cash Liabilities	23,237,377.98
SCHOOL, COUNTY, SPECIAL DISTRICT TAXES	1,101,173.87	Net Valuation Taxable-Municipal	8,339,837,781.00	Reserves for Receivables	46,268,975.15
RESERVE FOR UNCOLLECTED TAXES	15,910,527.35	Net Valuation Taxable-County	10,600,016,806.00	Surplus Dec. 31, 1993	25,729,397.39
EXPENDITURES TOTAL	318,335,843.06	State Equalized Valuation	10,551,327,576.00	Total	95,234,750.52
		State Equalization Ratio			

0999

Population 1990 553,399
 Population 1993 552,770
 S & P Rating
 Moody Rating

General Tax Rate Per \$100.

State Equalized Tax Rate

SUMMARY HUDSON COUNTY MUNICIPALITIES

PER CAPITA

Gross Debt 1,969.30
 Net Debt 1,055.36
 Debt Service 120.50
 Total Tax Levy 1,125.07
 Municipal Expenditures 1,167.56

PER CENT:

Gross Debt 4.76
 Net Debt 2.55
 Tax Levy Collected 91.13
 Tax Levy Cancelled, Abated or Adjusted .58

EXPENDITURES		REVENUES-REALIZED		1993 PROPERTY TAX	
GENERAL GOVERNMENT				STATE EQUALIZED TAX RATE →	
Governing Body & Public Boards	1,629,219.00	1993 Property Taxes Collected	573,797,021.04	Local District School Taxes	237,498,553.25
Municipal Clerk	1,763,246.26	1993 Payments in Lieu of Taxes	24,850,922.21	Regional & Consolidated School Tax	
Financial Administration	7,271,087.53	Delinquent Tax & Lien Collections	50,057,825.47	School Taxes in Municipal Budget	7,661,212.25
Assessment of Taxes	5,516,575.31	Business Personalty Replacement Taxes	19,185,101.74	County Taxes	144,311,445.00
Collection of Taxes	2,484,533.94	Taxes From Public Utilities	64,088,776.71	County Library Taxes	
Planning, Housing & Development	4,056,298.00	Other Miscellaneous Tax Revenues	2,879,941.35	Local Municipal Purpose Taxes	229,561,727.87
Human Resources	16,625,525.27	State Aid Revenues	136,405,058.25	Veteran & Senior Citizen Taxes	2,492,700.09
Elections	837,571.44	Federal Aid Revenues	200,000.00	Total Taxes for Rate Computation	621,525,638.37
General Administration (other)	48,597,865.68			Special District Taxes	
JUDICIARY		Sale of Acquired Property	6,000.00	Bank Corp. Taxes	
Municipal Courts	9,675,010.88	Other Miscellaneous Revenues	79,944,281.77	Added and Omitted Taxes	2,870,520.52
PUBLIC SAFETY		Total	951,416,928.54	Total Taxes Levied - ABSTRACT	621,903,458.89
Fire Protection	83,625,754.86	Prior Years Surplus Appropriated	12,961,664.52	Total Taxes Billed	629,645,717.70
Police Protection	113,375,895.91	REVENUES TOTAL	964,376,593.06	1993 TAXES COLLECTED	573,797,021.04
Civil Defense & Disaster Control	151,101.80	Reserve For Uncollected Taxes	55,324,155.17	1993 Taxes Cancelled, Abated or Adjusted	3,669,507.67
Environmental Inspection & Control	5,038,720.40	CAPITAL OUTLAY TOTAL	97,321,964.82	Transfer to Tax Title Liens or Foreclosed	7,065,947.65
Other Public Safety	238,668.47			Balance Outstanding Dec. 31, 1993	45,113,487.89
PUBLIC WORKS		Public Enterprises	6,271,193.01	PRIOR YEARS TAXES OUTSTANDING	
Streets and Drainage	22,125,035.93	Recreation-Culture	2,410,472.05	Balance January 1, 1993	64,564,599.61
Sewers and Sewage Processing	36,140,402.52	Public Works	11,503,902.23	Collected in 1993	32,144,427.78
Garbage and Trash Disposal	13,888,803.92	Buildings and Grounds	35,238,531.67	Cancelled, Abated or Adjusted 1993	12,337,205.32
Public Buildings and Grounds	6,497,196.53	Library and Education	41,897,865.86	Transfers to Tax Title Liens or Foreclosed	3,094,151.40
Other Public Works	8,727,405.13	Conservation		Balance December 31, 1993	16,988,815.11
HEALTH and WELFARE		All Other		TAX TITLE LIENS OUTSTANDING	
Health Services Except Environmental	12,568,768.41			Balance January 1, 1993	58,694,997.66
Welfare-Public Assistance	2,386,030.36	CAPITAL DEBT AUTHORIZED, DECEMBER 31, 1993		Transfer From Taxes	10,353,102.63
Hospital, Clinics, First Aid	42,500.00	ISSUED AND UNISSUED		Redeemed In 1993	34,661,280.54
Animal, Insect, & Rodent Control	112,125.00	School	243,893,958	Cancelled, Abated or Adjusted (1993)	236,687.63
Other Welfare Services	145,663.00	Self-Liquidating	111,593,198	Transfer to Foreclosed Property	
RECREATION and CONSERVATION		Other	733,084,380	Balance December 31, 1993	34,150,132.12
Beaches and Boardwalks	4,444,060.47	Total	1,088,571,537	PROPERTY ACQUIRED BY DEED OR FORECLOSURE	
Parks, Playgrounds, Shade Trees	599,172.58	ISSUED AND OUTSTANDING		Balance January 1, 1993	31,911,009.06
Land Reclamation & Conservation	3,570,341.92	School	209,461,596.00	Transfers From Taxes or Liens	
Other Recreational Services		Self-Liquidating	92,981,428.00	Sale For Cash (1993)	
EDUCATION (excluding schools)		Other	648,784,435.11	Cancelled, Abated or Adjusted (1993)	
Libraries	10,539,060.00	Total	951,227,459.11	Balance December 31, 1993	31,911,009.06
Other Educational Services	577,625.00	EQUALIZED VALUATION BASIS		CURRENT FINANCES DECEMBER 31, 1993	
STATUTORY EXPENDITURES		FOR NET DEBT COMPUTATION	22,851,565,002.00	ASSETS	
Pensions & F. I. C. A.	35,637,734.84	REAL PROPERTY VALUATIONS		Cash Dec. 31, 1993	118,191,464.44
Employee Fringe Benefits	52,939,288.78	Code Class # of Parcels % VALN		Taxes Receivable	62,102,303.00
Other Statutory Expenditures	15,100.00	1 Vacant Land		Tax Title Liens	34,150,132.12
CETA And Other Public Employment Programs		2 Residential		Foreclosed Property	31,911,009.06
MUNICIPAL FUNCTIONS TOTAL	511,841,437.14	3 Farm		Emergencies & Other Deferred Charges	31,924,118.33
CAPITAL IMPROVEMENTS *MEMO*	634,600.00	4a Commercial (See Page 23)		State and Federal Aid Receivable	10,005,016.81
DEBT SERVICE		4b Industrial		Other Receivables	30,553,334.69
Principal Payments	25,097,437.76	4c Apartments		Total	318,837,378.45
Interest Payments	41,509,127.86	Total		LIABILITIES, RESERVES, AND SURPLUS	
TYPE I SCHL DEBT *MEMO	16,021,308.87	Land Area 46.42 Sq. Miles		Cash Liabilities	119,279,032.91
DEFERRED CHARGES	11,619,928.92	Net Valuation Taxable-Municipal	20,162,921,135.00	Reserves for Receivables	161,466,050.15
SCHOOL, COUNTY, SPECIAL DISTRICT TAXES	389,471,210.50	Net Valuation Taxable-County	23,237,495,608.00	Surplus Dec. 31, 1993	38,092,295.39
RESERVE FOR UNCOLLECTED TAXES	55,324,155.17	State Equalized Valuation	22,287,211,236.00	Total	319,837,378.45
EXPENDITURES TOTAL	1,034,863,277.35	State Equalization Ratio			

1/24/11 (11/93)

*ABOVE DEBT SERVICE INCLUDES TYPE I SCHOOL DEBT

Population 1990 107,776
 Population 1993 113,732
 S & P Rating
 Moody Rating

General Tax Rate Per \$100.

State Equalized Tax Rate

SUMMARY HUNTERDON COUNTY MUNICIPALITIES

PER CAPITA
 Gross Debt 1,050.94
 Net Debt 365.33
 Debt Service 34.37
 Total Tax Levy 1,481.03
 Municipal Expenditures 580.35

PER CENT
 Gross Debt 1.29
 Net Debt .45
 Tax Levy Collected 95.91
 Tax Levy Cancelled, Abated or Adjusted .29

EXPENDITURES		REVENUES-REALIZED		1993 PROPERTY TAX	
GENERAL GOVERNMENT				STATE EQUALIZED TAX RATE	
Governing Body & Public Boards	36,189.00	1993 Property Taxes Collected	162,018,394.29	Local District School Taxes	76,878,392.30
Municipal Clerk	97,477.00	1993 Payments in Lieu of Taxes	66,242.30	Regional & Consolidated School Tax	39,867,237.73
Financial Administration	1,149,891.18	Delinquent Tax & Lien Collections	8,055,438.13	School Taxes in Municipal Budget	
Assessment of Taxes	871,090.16	Business Personalty Replacement Taxes	1,714,997.93	County Taxes	28,187,934.00
Collection of Taxes	701,797.20	Taxes From Public Utilities	12,629,689.19	County Library Taxes	2,276,516.00
Planning, Housing & Development	1,434,753.29	Other Miscellaneous Tax Revenues	971,756.89	Local Municipal Purpose Taxes	18,736,202.65
Human Resources	677,047.54	State Aid Revenues	4,755,946.42	Veteran & Senior Citizen Taxes	620,850.00
Elections	23,315.91	Federal Aid Revenues		Total Taxes for Rate Computation	165,567,632.68
General Administration (other)	8,212,939.79			Special District Taxes	228,746.81
JUDICIARY				Bank Corp. Taxes	
Municipal Courts	1,242,113.14	Sale of Acquired Property		Added and Omitted Taxes	3,270,777.37
PUBLIC SAFETY		Other Miscellaneous Revenues	9,648,848.82	Total Taxes Levied - ABSTRACT	168,446,306.86
Fire Protection	2,291,530.27			Total Taxes Billed	168,926,381.73
Police Protection	8,291,053.90	Prior Years Surplus Appropriated	20,276,843.17	1993 TAXES COLLECTED	162,018,894.29
Civil Defense & Disaster Control	61,901.00	REVENUES TOTAL	220,138,662.14	1993 Taxes Cancelled, Abated or Adjusted	482,867.37
Environmental Inspection & Control	1,349,009.00	Reserve For Uncollected Taxes	11,506,984.20	Transfer to Tax Title Liens or Foreclosed	361,113.77
Other Public Safety		CAPITAL OUTLAY TOTAL	11,997,258.56	Balance Outstanding Dec. 31, 1993	6,263,516.35
PUBLIC WORKS				PRIOR YEARS TAXES OUTSTANDING	
Streets and Drainage	8,523,179.34	Public Enterprises	3,965,164.04	Balance January 1, 1993	8,132,359.39
Sewers and Sewage Processing	329,615.00	Recreation-Culture	236,933.86	Collected in 1993	7,155,985.06
Garbage and Trash Disposal	1,482,884.64	Public Works	2,828,425.30	Cancelled, Abated or Adjusted 1993	257,125.38
Public Buildings and Grounds	1,825,393.16	Buildings and Grounds	4,699,345.54	Transfers to Tax Title Liens or Foreclosed	135,079.35
Other Public Works	469,793.48	Library and Education	267,389.82	Balance December 31, 1993	584,169.60
HEALTH and WELFARE		Conservation		TAX TITLE LIENS OUTSTANDING	
Health Services Except Environmental	263,986.00	All Other		Balance January 1, 1993	2,592,532.69
Welfare-Public Assistance	143,955.00	CAPITAL DEBT AUTHORIZED, DECEMBER 31, 1993		Transfer From Taxes	520,888.10
Hospital, Clinics, First Aid	5,100.00	ISSUED AND UNISSUED GROSS DEBT		Redeemed In 1993	899,953.07
Animal, Insect, & Rodent Control	69,482.00	School 64,511,965		Cancelled, Abated or Adjusted (1993)	8,091.33
Other Welfare Services		Self-Liquidating 15,060,025	1,607,274	Transfer to Foreclosed Property	97,140.80
RECREATION and CONSERVATION		Other 39,953,695	39,947,608	Balance December 31, 1993	2,108,235.59
Beaches and Boardwalks		Total 119,525,686	41,554,882	PROPERTY ACQUIRED BY DEED OR	
Parks, Playgrounds, Shade Trees	405,777.18	ISSUED AND OUTSTANDING		FORECLOSURE	
Land Reclamation & Conservation	727,912.45	School 40,229,144.75		Balance January 1, 1993	1,063,256.73
Other Recreational Services	614,861.64	Self-Liquidating 10,678,230.56		Transfers From Taxes or Liens	26,602.27
EDUCATION (excluding schools)		Other 35,569,389.64		Sale For Cash (1993)	
Libraries	382,757.93	Total 86,476,764.95		Cancelled, Abated or Adjusted (1993)	298,500.00
Other Educational Services	3,624,993.00	EQUALIZED VALUATION BASIS		Balance December 31, 1993	791,359.00
STATUTORY EXPENDITURES		FOR NET DEBT COMPUTATION	9,293,083,893.67	CURRENT FINANCES DECEMBER 31, 1993	
Pensions & F. I. C. A.	2,104,930.93	REAL PROPERTY VALUATIONS		ASSETS	
Employee Fringe Benefits	2,691,241.44	Code Class # of Parcels % VAL'N	ASSESSED VALUATION	Cash Dec. 31, 1993	59,966,185.95
Other Statutory Expenditures	44,435.00	1 Vacant Land		Taxes Receivable	6,847,685.95
CETA And Other Public Employment Programs		2 Residential		Tax Title Liens	2,108,235.59
MUNICIPAL FUNCTIONS TOTAL	50,150,406.57	3 Farm		Foreclosed Property	791,359.00
CAPITAL IMPROVEMENTS *MEMO*	2,079,625.00	4a Commercial (See Page 25)		Emergencies & Other Deferred Charges	381,396.77
DEBT SERVICE		4b Industrial		State and Federal Aid Receivable	402,515.29
Principal Payments	2,650,057.61	4c Apartments		Other Receivables	882,992.28
Interest Payments	1,259,361.92	Total		Total	71,380,870.82
DEFERRED CHARGES	494,309.63	Land Area 629.60 Sq. Miles		LIABILITIES, RESERVES, AND SURPLUS	
SCHOOL, COUNTY, SPECIAL DISTRICT TAXES	146,439,324.84	Net Valuation Taxable-Municipal	9,057,057,204.00	Cash Liabilities	17,140,113.24
RESERVE FOR UNCOLLECTED TAXES	11,506,984.20	Net Valuation Taxable-County	9,372,653,291.00	Reserves for Receivables	10,733,155.82
EXPENDITURES TOTAL	212,500,446.77	State Equalized Valuation	9,468,132,399.00	Surplus Dec. 31, 1993	43,507,596.74
		State Equalization Rate		Total	71,380,870.82

Population 1990 325,324
 Population 1993 328,556
 S & P Rating
 Moody Rating

General Tax Rate Per \$100.

State Equalized Tax Rate

SUMMARY MERCER COUNTY MUNICIPALITIES

PER CAPITA

Gross Debt 1,751.11
 Net Debt 923.76
 Debt Service 92.09
 Total Tax Levy 1,358.25
 Municipal Expenditures 917.50

PER CENT:

Gross Debt 3.13
 Net Debt 1.66
 Tax Levy Collected 93.19
 Tax Levy Cancelled, Abated or Adjusted .34

EXPENDITURES		REVENUES-REALIZED		1993 PROPERTY TAX	
GENERAL GOVERNMENT		1993 Property Taxes Collected		STATE EQUALIZED TAX RATE	
Governing Body & Public Boards	1,083,473.00	414,774,031.33		Local District School Taxes	129,075,395.00
Municipal Clerk	1,173,392.39	3,353,464.06		Regional & Consolidated School Tax	75,741,077.19
Financial Administration	4,258,632.36	16,793,612.08		School Taxes in Municipal Budget	666,441.00
Assessment of Taxes	1,486,215.88	7,483,642.60		County Taxes	* 101,635,084.73
Collection of Taxes	1,108,477.00	36,696,323.28		County Library Taxes	4,630,270.00
Planning, Housing & Development	3,797,547.39	1,691,710.38		Local Municipal Purpose Taxes	102,788,524.27
Human Resources	10,871,171.61	64,680,144.89		Veteran & Senior Citizen Taxes	2,815,850.00
Elections	122,142.00	745,908.00		Total Taxes for Rate Computation	437,352,642.19
General Administration (other)	32,809,454.31	Sole of Acquired Property		Special District Taxes	7,584,328.89
JUDICIARY		Other Miscellaneous Revenues		Bank Corp. Taxes	
Municipal Courts	4,359,716.33	54,038,103.72		Added and Omitted Taxes	4,141,335.47
PUBLIC SAFETY		Total		Total Taxes Levied - ABSTRACT	446,252,456.46
Fire Protection	17,946,140.31	605,256,940.39		Total Taxes Billed	445,061,597.44
Police Protection	50,052,332.52	Prior Years Surplus Appropriated		1993 TAXES COLLECTED	414,774,031.38
Civil Defense & Disaster Control	223,165.00	REVENUES TOTAL		1993 Taxes Cancelled, Abated or Adjusted	3,727,861.73
Environmental Inspection & Control	4,132,680.04	30,990,420.97		Transfer to Tax Title Liens or Foreclosed	462,306.72
Other Public Safety	41,274.00	CAPITAL OUTLAY TOTAL		Balance Outstanding Dec. 31, 1993	26,097,397.61
PUBLIC WORKS		49,821,487.45		PRIOR YEARS TAXES OUTSTANDING	
Streets and Drainage	12,614,305.32	Public Enterprises		Balance January 1, 1993	24,870,408.56
Sewers and Sewage Processing	12,889,864.10	10,569,639.60		Collected in 1993	14,931,409.58
Garbage and Trash Disposal	20,601,500.28	Recreation-Culture		Cancelled, Abated or Adjusted 1993	2,159,834.09
Public Buildings and Grounds	11,340,588.95	11,406,165.16		Transfers to Tax Title Liens or Foreclosed	3,144,552.07
Other Public Works	7,347,013.46	Buildings and Grounds		Balance December 31, 1993	4,584,612.82
HEALTH and WELFARE		25,752,755.06		TAX TITLE LIENS OUTSTANDING	
Health Services Except Environmental	6,663,767.63	Library and Education		Balance January 1, 1993	7,659,220.55
Welfare-Public Assistance	1,837,230.91	13,835.15		Transfer From Taxes	3,870,808.93
Hospital, Clinics, First Aid		Conservation		Redeemed in 1993	1,812,201.50
Animal, Insect, & Rodent Control	422,040.59	11,053.00		Cancelled, Abated or Adjusted (1993)	64,013.00
Other Welfare Services		CAPITAL DEBT AUTHORIZED, DECEMBER 31, 1993		Transfer to Foreclosed Property	
RECREATION and CONSERVATION		ISSUED AND UNISSUED GROSS DEBT NET DEBT		Balance December 31, 1993	9,653,814.98
Beaches and Boardwalks		SCHOOL 122,517,448 50,000		PROPERTY ACQUIRED BY DEED OR FORECLOSURE	
Parks, Playgrounds, Shade Trees	2,470,753.91	Self-Liquidating 135,845,719 18,355,422		Balance January 1, 1993	24,813,207.00
Land Reclamation & Conservation	226,166.51	Other 316,975,109 286,742,860		Transfers From Taxes or Liens	
Other Recreational Services	2,897,731.88	Total 575,338,277 305,148,283		Sale For Cash (1993)	62,090.00
EDUCATION (excluding schools)		ISSUED AND OUTSTANDING		Cancelled, Abated or Adjusted (1993)	556,210.07
Libraries	4,806,211.60	SCHOOL 84,787,248.72		Balance December 31, 1993	24,194,907.00
Other Educational Services	273,681.00	Self-Liquidating 76,066,697.47		CURRENT FINANCES DECEMBER 31, 1993	
STATUTORY EXPENDITURES		Other 254,386,141.70		ASSETS	
Pensions & F. I. C. A.	13,548,324.93	Total 415,240,087.89		Cash Dec. 31, 1993	93,722,928.06
Employee Fringe Benefits	6,917,783.93	EQUALIZED VALUATION BASIS FOR NET DEBT COMPUTATION 18,403,794,621.33		Taxes Receivable	30,632,010.43
Other Statutory Expenditures	16,091.94	REAL PROPERTY VALUATIONS		Tax Title Liens	9,653,814.98
CETA And Other Public Employment Programs		Code Class # of Parcels % VAL'N ASSESSED VALUATION		Foreclosed Property	24,194,907.00
MUNICIPAL FUNCTIONS TOTAL	238,338,921.08	1 Vacant Land		Emergencies & Other Deferred Charges	3,224,981.21
CAPITAL IMPROVEMENTS *MEMO*	1,177,280.00	2 Residential		State and Federal Aid Receivable	5,556,069.74
DEBT SERVICE		3 Farm		Other Receivables	18,700,357.91
Principal Payments	15,647,178.03	4a Commercial (See Page 27)		Total	185,735,069.33
Interest Payments	14,607,929.65	4b Industrial		LIABILITIES, RESERVES, AND SURPLUS	
TYPE I SCHL DEBT *MEMO	1,562,469.00	4c Apartments		Cash Liabilities	91,692,326.66
DEFERRED CHARGES	1,864,063.52	Total		Reserves for Receivables	66,984,649.32
SCHOOL, COUNTY, SPECIAL DISTRICT TAXES	339,332,596.79	Land Area 226.00 Sq. Miles		Surplus Dec. 31, 1993	27,058,093.35
RESERVE FOR UNCOLLECTED TAXES	30,990,420.97	Net Valuation Taxable-Municipal 11,539,525,381.00		Total	185,735,069.33
EXPENDITURES TOTAL	640,731,109.04	Net Valuation Taxable-County 13,396,117,057.00			
		State Equalized Valuation 13,632,404,641.00			
		State Equalization Ratio			

*ABOVE DEBT SERVICE INCLUDES TYPE I SCHOOL DEBT

*Includes County Health Services Taxes, County Vocational School Taxes, or County Open Space Tax. See Table 13.

1299

Population 1990 **571,780**
 Population 1993 **587,298**
 S & P Rating
 Moody Rating

General Tax Rate Per \$100.

State Equalized Tax Rate

SUMMARY MIDDLESEX COUNTY MUNICIPALITIES

PER CAPITA
 Gross Debt **1,619.74**
 Net Debt **1,010.40**
 Debt Service **84.53**
 Total Tax Levy **1,384.59**
 Municipal Expenditures **721.84**

PER CENT
 Gross Debt **2.57**
 Net Debt **1.60**
 Tax Levy Collected **96.17**
 Tax Levy Cancelled, Abated or Adjusted **7.6**

EXPENDITURES		REVENUES-REALIZED		1993 PROPERTY TAX	
GENERAL GOVERNMENT		1993 Property Taxes Collected		STATE EQUALIZED TAX RATE	
Governing Body & Public Boards	1,217,292.86	1993 Payments in Lieu of Taxes		Local District School Taxes	540,422,953.50
Municipal Clerk	1,889,372.53	Delinquent Tax & Lien Collections		Regional & Consolidated School Tax	17,740,425.33
Financial Administration	10,177,063.12	Business Personalty Replacement Taxes		School Taxes in Municipal Budget	5,355,446.13
Assessment of Taxes	8,033,162.21	Taxes From Public Utilities		County Taxes	183,800,000.00
Collection of Taxes	2,553,978.23	Other Miscellaneous Tax Revenues		County Library Taxes	
Planning, Housing & Development	4,379,473.77	State Aid Revenues		Local Municipal Purpose Taxes	182,440,380.61
Human Resources	8,711,973.08	Federal Aid Revenues		Veteran & Senior Citizen Taxes	5,409,400.00
Elections	167,714.34	Sale of Acquired Property		Total Taxes for Rate Computation	935,178,607.07
General Administration (other)	66,657,199.63	Other Miscellaneous Revenues		Special District Taxes	15,981,127.42
JUDICIARY		Total		Bank Corp. Taxes	
Municipal Courts	5,723,009.72	Prior Years Surplus Appropriated		Added and Omitted Taxes	5,875,648.29
PUBLIC SAFETY		REVENUES		Total Taxes Levied - ABSTRACT	951,625,982.78
Fire Protection	16,497,434.11	Reserve For Uncollected Taxes		Total Taxes Billed	890,849,983.17
Police Protection	88,048,846.41	CAPITAL OUTLAY		1993 TAXES COLLECTED	856,868,155.74
Civil Defense & Disaster Control	359,892.29	TOTAL		1993 Taxes Cancelled, Abated or Adjusted	6,801,662.79
Environmental Inspection & Control	7,307,644.49	Public Enterprises		Transfer to Tax Title Liens or Foreclosed	3,035,665.14
Other Public Safety	1,300.00	Recreation-Culture		Balance Outstanding Dec. 31, 1993	25,156,583.64
PUBLIC WORKS		Public Works		PRIOR YEARS TAXES OUTSTANDING	
Streets and Drainage	23,933,083.78	Buildings and Grounds		Balance January 1, 1993	31,996,949.50
Sewers and Sewage Processing	15,363,964.75	Library and Education		Collected in 1993	23,867,115.54
Garbage and Trash Disposal	18,545,042.50	Conservation		Cancelled, Abated or Adjusted 1993	775,995.93
Public Buildings and Grounds	7,845,594.75	All Other		Transfers to Tax Title Liens or Foreclosed	1,338,739.45
Other Public Works	5,806,599.21	CAPITAL DEBT AUTHORIZED, DECEMBER 31, 1993		Balance December 31, 1993	6,015,098.59
HEALTH and WELFARE		ISSUED AND UNISSUED		TAX TITLE LIENS OUTSTANDING	
Health Services Except Environmental	3,627,572.41	GROSS DEBT		Balance January 1, 1993	14,614,947.10
Welfare-Public Assistance	1,727,489.60	NET DEBT		Transfer From Taxes	5,073,037.32
Hospital, Clinics, First Aid	83,750.00	SCHOOL		Redeemed In 1993	5,573,921.08
Animal, Insect, & Rodent Control	509,244.50	Self-Liquidating		Cancelled, Abated or Adjusted (1993)	237,616.27
Other Welfare Services	333,650.00	Other		Transfer to Foreclosed Property	178,304.34
RECREATION and CONSERVATION		Total		Balance December 31, 1993	13,698,142.73
Beaches and Boardwalks	6,951,212.00	ISSUED AND OUTSTANDING		PROPERTY ACQUIRED BY DEED OR FORECLOSURE	
Parks, Playgrounds, Shade Trees	3,534,711.29	SCHOOL		Balance January 1, 1993	21,206,149.15
Land Reclamation & Conservation	7,080,066.51	Self-Liquidating		Transfers From Taxes or Liens	77,687.65
Other Recreational Services		Other		Sale For Cash (1993)	61,500.00
EDUCATION (excluding schools)		Total		Cancelled, Abated or Adjusted (1993)	2,830.88
Libraries	16,332,854.66	EQUALIZED VALUATION BASIS		Balance December 31, 1993	21,219,505.92
Other Educational Services	1,740,868.98	FOR NET DEBT COMPUTATION		CURRENT FINANCES DECEMBER 31, 1993	
STATUTORY EXPENDITURES		REAL PROPERTY VALUATIONS		ASSETS	
Pensions & F. I. C. A.	20,082,535.75	Code Class # of Parcels % VALN		Cash Dec. 31, 1993	188,176,881.13
Employee Fringe Benefits	31,512,999.82	1 Vacant Land		Taxes Receivable	31,171,682.12
Other Statutory Expenditures	152,826.00	2 Residential		Tax Title Liens	13,698,142.73
CETA And Other Public Employment Programs		3 Farm		Foreclosed Property	21,219,505.92
MUNICIPAL FUNCTIONS	386,889,410.30	4a Commercial (See Page 29)		Emergencies & Other Deferred Charges	4,802,964.74
CAPITAL IMPROVEMENTS	*MEMO* 8,634,430.75	4b Industrial		State and Federal Aid Receivable	2,278,391.35
DEBT SERVICE		4c Apartments		Other Receivables	17,182,504.66
Principal Payments	29,781,839.02	Total		Total	278,530,072.05
Interest Payments	28,316,994.58	Land Area 11.00 Sq. Miles		LIABILITIES, RESERVES, AND SURPLUS	
TYPE I SCHL DEBT *MEMO	4,742,036.99	Net Valuation Taxable-Municipal		Cash Liabilities	157,077,253.29
DEFERRED CHARGES	9,415,797.41	Net Valuation Taxable-County		Reserves for Receivables	72,839,286.36
SCHOOL, COUNTY, SPECIAL DISTRICT TAXES	763,309,953.88	State Equalized Valuation		Surplus Dec. 31, 1993	48,614,533.00
RESERVE FOR UNCOLLECTED TAXES	41,712,945.76	State Equalization Ratio		Total	278,530,072.65
EXPENDITURES	TOTAL 1,259,426,941.95				

*ABOVE DEBT SERVICE INCLUDES TYPE I SCHOOL DEBT

Population 1990 553,124
 Population 1993 572,258
 S & P Rating
 Moody Rating

General Tax Rate Per \$100.

State Equalized Tax Rate

SUMMARY MONMOUTH COUNTY MUNICIPALITIES

PER CAPITA:
 Gross Debt 1,141.39
 Net Debt 619.13
 Debt Service 77.06
 Total Tax Levy 1,505.97
 Municipal Expenditures 725.64

PER CENT:
 Gross Debt 1.73
 Net Debt .91
 Tax Levy Collected 96.26
 Tax Levy Cancelled, Abated or Adjusted .44

EXPENDITURES		REVENUES-REALIZED		1993 PROPERTY TAX	
GENERAL GOVERNMENT		1993 Property Taxes Collected		STATE EQUALIZED TAX RATE	
Governing Body & Public Boards	873,570.25	1993 Payments in Lieu of Taxes	915,081,679.06	Local District School Taxes	347,157,717.77
Municipal Clerk	1,438,053.67	Delinquent Tax & Lien Collections	1,279,599.26	Regional & Consolidated School Tax	118,520,790.09
Financial Administration	5,855,901.68	Business Personalty Replacement Taxes	43,053,999.33	School Taxes in Municipal Budget	32,000.00
Assessment of Taxes	3,287,070.21	Taxes From Public Utilities	5,457,846.82	County Taxes	* 178,659,278.00
Collection of Taxes	3,460,596.27	Other Miscellaneous Tax Revenues	57,558,697.76	County Library Taxes	4,979,585.00
Planning, Housing & Development	3,738,253.64	State Aid Revenues	32,519.19	Local Municipal Purpose Taxes	185,461,747.52
Human Resources	8,562,863.94	Federal Aid Revenues	42,847,308.53	Veteran & Senior Citizen Taxes	3,314,500.00
Elections	156,491.21	Sale of Acquired Property	1,702,297.81	Total Taxes for Rate Computation	938,125,618.38
General Administration (other)	37,808,544.74	Other Miscellaneous Revenues	88.05	Special District Taxes	9,692,718.29
JUDICIARY				Bank Corp. Taxes	
Municipal Courts	6,074,894.07	Prior Years Surplus Appropriated	6,378.33	Added and Omitted Taxes	17,299,109.17
PUBLIC SAFETY		REVENUES TOTAL	58,955,544.69	Total Taxes Levied - ABSTRACT	861,802,945.83
Fire Protection	16,884,018.06	Reserve For Uncollected Taxes	1,025,975,958.83	Total Taxes Billed	846,789,747.84
Police Protection	72,708,709.63	CAPITAL OUTLAY TOTAL	48,428,471.42	1993 TAXES COLLECTED	815,081,679.06
Civil Defense & Disaster Control	1,782,379.99	Public Enterprises	1,074,404,430.25	1993 Taxes Cancelled, Abated or Adjusted	3,751,858.86
Environmental Inspection & Control	5,726,927.53	Recreation-Culture	58,216,483.53	Transfer to Tax Title Liens or Foreclosed	3,343,447.18
Other Public Safety	700.00	Public Works	57,321,214.98	Balance Outstanding Dec. 31, 1993	35,705,682.75
PUBLIC WORKS		Buildings and Grounds		PRIOR YEARS TAXES OUTSTANDING	
Streets and Drainage	29,998,184.01	Library and Education	9,879,775.09	Balance January 1, 1993	44,926,540.44
Sewers and Sewage Processing	11,323,080.75	Conservation	2,539,738.18	Collected in 1993	37,242,551.65
Garbage and Trash Disposal	18,942,985.45	All Other	17,523,080.76	Cancelled, Abated or Adjusted 1993	889,367.58
Public Buildings and Grounds	8,861,771.25	CAPITAL DEBT AUTHORIZED, DECEMBER 31, 1993	27,247,436.50	Transfers to Tax Title Liens or Foreclosed	1,058,160.63
Other Public Works	7,817,284.92	ISSUED AND UNISSUED	131,184.45	Balance December 31, 1993	5,736,460.58
HEALTH and WELFARE		School		TAX TITLE LIENS OUTSTANDING	
Health Services Except Environmental	3,741,337.22	Self-Liquidating	190,254,689	Balance January 1, 1993	14,386,284.75
Welfare-Public Assistance	1,120,916.10	Other	147,916,001	Transfer From Taxes	4,542,735.21
Hospital, Clinics, First Aid	68,190.00	Total	338,177,477	Redeemed In 1993	5,781,874.10
Animal, Insect, & Rodent Control	270,726.17	EQUALIZED VALUATION BASIS		Cancelled, Abated or Adjusted (1993)	110,451.68
Other Welfare Services	195,015.00	FOR NET DEBT COMPUTATION	39,035,129,054.00	Transfer to Foreclosed Property	26,811.06
RECREATION and CONSERVATION		REAL PROPERTY VALUATIONS		Balance December 31, 1993	13,009,483.12
Beaches and Boardwalks	1,073,041.09	Code Class # of Parcels % VALN	ASSESSED VALUATION	PROPERTY ACQUIRED BY DEED OR FORECLOSURE	
Parks, Playgrounds, Shade Trees	3,739,356.99	1 Vacant Land		Balance January 1, 1993	25,105,765.86
Land Reclamation & Conservation	1,901,113.14	2 Residential		Transfers From Taxes or Liens	50,293.41
Other Recreational Services	4,922,879.83	3 Farm		Sale For Cash (1993)	26,000.00
EDUCATION (excluding schools)		4a Commercial (See Page 31)		Cancelled, Abated or Adjusted (1993)	141,286.22
Libraries	5,263,092.63	4b Industrial		Balance December 31, 1993	24,988,773.05
Other Educational Services	187,690.35	4c Apartments		CURRENT FINANCES DECEMBER 31, 1993	
STATUTORY EXPENDITURES		Total	565,004,184.74	ASSETS	
Pensions & F. I. C. A.	16,802,851.36	EQUALIZED VALUATION BASIS		Cash Dec. 31, 1993	194,653,606.19
Employee Fringe Benefits	21,001,837.05	FOR NET DEBT COMPUTATION	39,035,129,054.00	Taxes Receivable	41,442,143.33
Other Statutory Expenditures	66,980.02	REAL PROPERTY VALUATIONS		Tax Title Liens	13,009,483.12
CETA And Other Public Employment Programs	305,657,308.22	Code Class # of Parcels % VALN	ASSESSED VALUATION	Foreclosed Property	24,988,773.05
MUNICIPAL FUNCTIONS		1 Vacant Land		Emergencies & Other Deferred Charges	4,088,373.30
CAPITAL IMPROVEMENTS	*MEMO*	2 Residential		State and Federal Aid Receivable	3,391,264.40
DEBT SERVICE		3 Farm		Other Receivables	6,459,245.07
Principal Payments	27,938,579.86	4a Commercial (See Page 31)		Total	288,032,888.46
Interest Payments	16,155,973.82	4b Industrial		LIABILITIES, RESERVES, AND SURPLUS	
TYPE I SCHL DEBT *MEMO	7,857,513.94	4c Apartments		Cash Liabilities	111,202,242.55
DEFERRED CHARGES		Total	565,004,184.74	Reserves for Receivables	86,126,124.40
SCHOOL, COUNTY, SPECIAL DISTRICT TAXES	659,042,089.14	Land Area 71.57 Sq. Miles		Surplus Dec. 31, 1993	90,704,524.51
RESERVE FOR UNCOLLECTED TAXES	53,216,433.53	Net Valuation Taxable-Municipal	37,560,376,243.00	Total	288,032,888.46
EXPENDITURES TOTAL	1,076,868,953.51	Net Valuation Taxable-County	39,136,031,259.00		
		State Equalized Valuation	38,364,191,357.00		
		State Equalization Ratio			

Population 1990 421,353
 Population 1993 432,450
 S & P Rating
 Moody Rating

General Tax Rate Per \$100.

State Equalized Tax Rate

SUMMARY MORRIS COUNTY MUNICIPALITIES

PER CAPITA

Gross Debt 1,751.25
 Net Debt 988.70
 Debt Service 99.62
 Total Tax Levy 1,779.48
 Municipal Expenditures 797.95

PER CENT

Gross Debt 2.17
 Net Debt 1.09
 Tax Levy Collected 96.93
 Tax Levy Cancelled, Abated or Adjusted .62

EXPENDITURES		REVENUES-REALIZED		1993 PROPERTY TAX	
GENERAL GOVERNMENT				STATE EQUALIZED TAX RATE	
Governing Body & Public Boards	664,467.73	1993 Property Taxes Collected	754,359,077.69	Local District School Taxes	352,657,004.95
Municipal Clerk	884,402.16	1993 Payments in Lieu of Taxes	430,415.37	Regional & Consolidated School Tax	72,779,342.57
Financial Administration	4,882,851.15	Delinquent Tax & Lien Collections	22,553,954.24	School Taxes in Municipal Budget	37,559,727.90
Assessment of Taxes	3,146,994.43	Business Personalty Replacement Taxes	6,868,340.72	County Taxes	* 118,961,516.92
Collection of Taxes	2,067,742.22	Taxes From Public Utilities	35,577,791.43	County Library Taxes	
Planning, Housing & Development	3,533,890.98	Other Miscellaneous Tax Revenues	3,478,631.63	Local Municipal Purpose Taxes	179,037,989.39
Human Resources	3,672,228.42	State Aid Revenues	19,674,590.54	Veteran & Senior Citizen Taxes	2,315,350.00
Elections	101,489.05	Federal Aid Revenues		Total Taxes for Rate Computation	762,310,931.72
General Administration (other)	30,493,524.77			Special District Taxes	3,178,712.16
JUDICIARY		Sale of Acquired Property		Bank Corp. Taxes	
Municipal Courts	4,204,615.85	Other Miscellaneous Revenues	64,577,295.63	Added and Omitted Taxes	6,359,752.77
PUBLIC SAFETY		Total	907,520,099.25	Total Taxes Levied - ABSTRACT	769,534,046.65
Fire Protection	8,910,844.70	Prior Years Surplus Appropriated	35,062,651.00	Total Taxes Billed	777,821,921.27
Police Protection	63,265,124.94	REVENUES	942,582,750.25	1993 TAXES COLLECTED	754,359,079.69
Civil Defense & Disaster Control	254,631.61	Reserve For Uncollected Taxes	36,999,373.97	1993 Taxes Cancelled, Abated or Adjusted	4,826,017.97
Environmental Inspection & Control	5,511,941.03	CAPITAL OUTLAY	TOTAL	Transfer to Tax Title Liens or Foreclosed	2,492,735.69
Other Public Safety	252,987.00		52,309,238.31	Balance Outstanding Dec. 31, 1993	18,203,077.91
PUBLIC WORKS		Public Enterprises	11,775,301.64	PRIOR YEARS TAXES OUTSTANDING	
Streets and Drainage	24,262,705.62	Recreation-Culture	2,140,224.02	Balance January 1, 1993	23,561,095.99
Sewers and Sewage Processing	11,835,328.64	Public Works	8,383,303.32	Collected in 1993	20,361,720.84
Garbage and Trash Disposal	19,065,368.49	Buildings and Grounds	29,747,136.24	Cancelled, Abated or Adjusted 1993	434,169.21
Public Buildings and Grounds	6,730,744.73	Library and Education	263,273.08	Transfers to Tax Title Liens or Foreclosed	665,470.10
Other Public Works	9,358,060.25	Conservation		Balance December 31, 1993	2,099,735.84
HEALTH and WELFARE		All Other		TAX TITLE LIENS OUTSTANDING	
Health Services Except Environmental	6,411,262.00	CAPITAL DEBT AUTHORIZED, DECEMBER 31, 1993		Balance January 1, 1993	8,284,824.17
Welfare-Public Assistance	734,674.63	ISSUED AND UNISSUED	GROSS DEBT	Transfer From Taxes	3,280,661.35
Hospital, Clinics, First Aid	23,128.00	School	87,897,460	Redeemed In 1993	2,289,694.89
Animal, Insect, & Rodent Control	529,425.69	Self-Liquidating	292,500,462	Cancelled, Abated or Adjusted (1993)	39,191.26
Other Welfare Services	15,978.00	Other	467,746,044	Transfer to Foreclosed Property	51,460.03
RECREATION and CONSERVATION		Total	848,143,968	Balance December 31, 1993	9,185,139.34
Beaches and Boardwalks	9,556.33	ISSUED AND OUTSTANDING		PROPERTY ACQUIRED BY DEED OR FORECLOSURE	
Parks, Playgrounds, Shade Trees	4,263,045.23	School	74,794,190.33	Balance January 1, 1993	8,815,122.31
Land Reclamation & Conservation	1,123,635.10	Self-Liquidating	197,438,502.03	Transfers From Taxes or Liens	58,050.49
Other Recreational Services	4,570,360.54	Other	342,830,324.63	Sale For Cash (1993)	31,425.17
EDUCATION (excluding schools)		Total	615,063,016.99	Cancelled, Abated or Adjusted (1993)	76,974.83
Libraries	11,611,997.71	EQUALIZED VALUATION BASIS		Balance December 31, 1993	8,764,772.80
Other Educational Services	75,591.00	FOR NET DEBT COMPUTATION	39,052,426,824.00	CURRENT FINANCES DECEMBER 31, 1993	
STATUTORY EXPENDITURES		REAL PROPERTY VALUATIONS		ASSETS	
Pensions & F. I. C. A.	14,031,755.49	Code Class # of Parcels % VAL'N	ASSESSED VALUATION	Cash Dec. 31, 1993	107,762,132.09
Employee Fringe Benefits	16,742,564.15	1 Vacant Land		Taxes Receivable	20,302,813.75
Other Statutory Expenditures	43,133.31	2 Residential		Tax Title Liens	9,185,139.34
CETA And Other Public Employment Programs		3 Farm		Foreclosed Property	8,764,772.80
MUNICIPAL FUNCTIONS	TOTAL	4a Commercial (See Page 33)		Emergencies & Other Deferred Charges	3,472,232.42
CAPITAL IMPROVEMENTS	*MEMO*	4b Industrial		State and Federal Aid Receivable	6,667,976.41
DEBT SERVICE		4c Apartments		Other Receivables	5,457,464.49
Principal Payments	25,432,146.16	Total		Total	161,612,531.30
Interest Payments	17,649,669.77	Land Area 70.24 Sq. Miles		LIABILITIES, RESERVES, AND SURPLUS	
DEFERRED CHARGES		Net Valuation Taxable-Municipal	27,456,905,369.00	Cash Liabilities	55,524,209.31
SCHOOL, COUNTY, SPECIAL DISTRICT TAXES	585,136,304.50	Net Valuation Taxable-County	39,351,607,662.00	Reserves for Receivables	43,136,130.90
RESERVE FOR UNCOLLECTED TAXES	36,999,373.97	State Equalized Valuation	38,919,436,116.00	Surplus Dec. 31, 1993	62,952,191.09
EXPENDITURES	TOTAL	State Equalization Rate		Total	161,612,531.30
	930,209,352.37				

Population 1990 433,203
 Population 1993 450,365
 S & P Rating
 Moody Rating

General Tax Rate Per \$100.

State Equalized Tax Rate

SUMMARY OCEAN COUNTY MUNICIPALITIES

PER CAPITA
 Gross Debt 1,017.10
 Net Debt 624.87
 Debt Service 61.57
 Total Tax Levy 1,355.39
 Municipal Expenditures 660.35

PER CENT.
 Gross Debt 1.45
 Net Debt .86
 Tax Levy Collected 94.05
 Tax Levy Cancelled, Abated or Adjusted .59

EXPENDITURES		REVENUES-REALIZED		1993 PROPERTY TAX	
GENERAL GOVERNMENT		1993 Property Taxes Collected		STATE EQUALIZED TAX RATE	
Governing Body & Public Boards	494,253.30	1993 Payments in Lieu of Taxes	531,330.07	Local District School Taxes	202,433,961.31
Municipal Clerk	1,056,366.19	Delinquent Tax & Lien Collections	29,563,572.47	Regional & Consolidated School Tax	108,083,447.05
Financial Administration	3,748,907.07	Business Personalty Replacement Taxes	2,003,152.11	School Taxes in Municipal Budget	3,800,698.00
Assessment of Taxes	3,318,385.47	Taxes From Public Utilities	41,954,768.55	County Taxes	137,250,957.00
Collection of Taxes	3,212,055.92	Other Miscellaneous Tax Revenues	67,944.25	County Library Taxes	10,753,900.00
Planning, Housing & Development	2,820,543.96	State Aid Revenues	26,920,914.08	Local Municipal Purpose Taxes	134,639,777.02
Human Resources	4,126,344.54	Federal Aid Revenues	879,103.81	Veteran & Senior Citizen Taxes	6,879,650.00
Elections	103,240.00			Total Taxes for Rate Computation	603,842,390.38
General Administration (other)	26,147,508.26			Special District Taxes	8,867,407.25
JUDICIARY		Sale of Acquired Property	80,607.08	Bank Corp. Taxes	
Municipal Courts	4,041,588.96	Other Miscellaneous Revenues	43,198,474.37	Added and Omitted Taxes	4,589,086.74
PUBLIC SAFETY		Total	714,012,775.66	Total Taxes Levied - ABSTRACT	610,419,234.37
Fire Protection	1,661,900.16	Prior Years Surplus Appropriated	34,168,895.84	Total Taxes Billed	604,817,333.05
Police Protection	58,567,179.64	REVENUES TOTAL	748,181,671.50	1993 TAXES COLLECTED	568,812,858.87
Civil Defense & Disaster Control	575,725.68	Reserve For Uncollected Taxes	41,340,750.74	1993 Taxes Cancelled, Abated or Adjusted	3,531,679.11
Environmental Inspection & Control	3,017,106.55			Transfer to Tax Title Liens or Foreclosed	4,206,200.04
Other Public Safety	300.00	CAPITAL OUTLAY TOTAL	29,776,259.85	Balance Outstanding Dec. 31, 1993	28,263,758.04
PUBLIC WORKS				PRIOR YEARS TAXES OUTSTANDING	
Streets and Drainage	16,553,148.16	Public Enterprises	4,692,495.83	Balance January 1, 1993	29,859,073.45
Sewers and Sewage Processing	4,611,853.58	Recreation-Culture	1,729,041.41	Collected in 1993	24,490,704.46
Garbage and Trash Disposal	29,485,295.89	Public Works	10,917,743.54	Cancelled, Abated or Adjusted 1993	1,077,703.70
Public Buildings and Grounds	4,323,328.70	Buildings and Grounds	11,993,447.83	Transfers to Tax Title Liens or Foreclosed	1,116,438.97
Other Public Works	7,947,242.78	Library and Education	443,531.24	Balance December 31, 1993	3,174,226.32
HEALTH and WELFARE		Conservation		TAX TITLE LIENS OUTSTANDING	
Health Services Except Environmental	1,338,943.97	All Other		Balance January 1, 1993	14,637,284.01
Welfare-Public Assistance	1,257,974.82	CAPITAL DEBT AUTHORIZED, DECEMBER 31, 1993		Transfer From Taxes	5,455,942.56
Hospital, Clinics, First Aid	70,700.00	ISSUED AND UNISSUED		Redeemed In 1993	5,061,110.34
Animal, Insect, & Rodent Control	536,803.75	School	139,903,020	Cancelled, Abated or Adjusted (1993)	64,358.26
Other Welfare Services	1,501.00	Self-Liquidating	72,065,628	Transfer to Foreclosed Property	268,204.89
RECREATION and CONSERVATION		Other	246,098,971	Balance December 31, 1993	14,699,553.08
Beaches and Boardwalks	3,258,736.32	Total	458,067,620	PROPERTY ACQUIRED BY DEED OR	
Parks, Playgrounds, Shade Trees	2,064,442.09	ISSUED AND OUTSTANDING		FORECLOSURE	
Land Reclamation & Conservation	1,615,774.32	School	137,971,113.32	Balance January 1, 1993	29,401,717.02
Other Recreational Services	3,148,045.84	Self-Liquidating	57,575,657.90	Transfers From Taxes or Liens	298,386.77
EDUCATION (excluding schools)		Other	206,889,887.26	Sale For Cash (1993)	268,664.86
Libraries	1,165,031.00	Total	402,436,658.48	Cancelled, Abated or Adjusted (1993)	83,235.44
Other Educational Services	1,043,850.00	EQUALIZED VALUATION BASIS		Balance December 31, 1993	29,348,203.49
STATUTORY EXPENDITURES		FOR NET DEBT COMPUTATION	31,523,157,481.67	CURRENT FINANCES DECEMBER 31, 1993	
Pensions & F. I. C. A.	13,258,713.40	REAL PROPERTY VALUATIONS		ASSETS	
Employee Fringe Benefits	19,576,760.62	Code Class # of Parcels % VAL'N	ASSESSED VALUATION	Cash Dec. 31, 1993	95,714,181.29
Other Statutory Expenditures	208,150.00	1 Vacant Land		Taxes Receivable	31,437,984.36
CETA And Other Public Employment Programs		2 Residential		Tax Title Liens	14,699,553.08
MUNICIPAL FUNCTIONS TOTAL	224,337,705.94	3 Farm		Foreclosed Property	29,348,203.49
CAPITAL IMPROVEMENTS *MEMO*	1,867,262.00	4a Commercial (See Page 35)		Emergencies & Other Deferred Charges	3,607,085.15
DEBT SERVICE		4b Industrial		State and Federal Aid Receivable	2,519,961.54
Principal Payments	16,179,243.64	4c Apartments		Other Receivables	7,184,492.80
Interest Payments	11,550,631.55	Total		Total	184,511,461.73
DEFERRED CHARGES		Land Area 37.09 Sq. Miles		LIABILITIES, RESERVES, AND SURPLUS	
SCHOOL, COUNTY, SPECIAL DISTRICT TAXES	3,992,314.10	Net Valuation Taxable-Municipal	27,858,437,792.00	Cash Liabilities	51,711,313.61
RESERVE FOR UNCOLLECTED TAXES	471,190,370.61	Net Valuation Taxable-County	31,439,134,394.00	Reserves for Receivables	82,387,471.58
EXPENDITURES TOTAL	763,591,066.53	State Equalized Valuation	30,940,116,734.00	Surplus Dec. 31, 1993	50,412,676.54
		State Equalization Ratio		Total	184,511,461.73

Population 1990 453,060
 Population 1993 459,374
 S & P Rating
 Moody Rating

General Tax Rate Per \$100.

State Equalized Tax Rate

SUMMARY PASSAIC COUNTY MUNICIPALITIES

PER CAPITA:

Gross Debt 928.42
 Net Debt 563.06
 Debt Service 85.22
 Total Tax Levy 1,221.95
 Municipal Expenditures 788.56

PER CENT.

Gross Debt 1.81
 Net Debt 1.10
 Tax Levy Collected 94.89
 Tax Levy Cancelled, Abated or Adjusted 4.53

EXPENDITURES		REVENUES-REALIZED		1993 PROPERTY TAX	
GENERAL GOVERNMENT				STATE EQUALIZED TAX RATE	
Governing Body & Public Boards	1,195,776.56	1993 Property Taxes Collected	540,368,323.62	Local District School Taxes	239,392,194.63
Municipal Clerk	1,216,580.44	1993 Payments in Lieu of Taxes	5,272,005.24	Regional & Consolidated School Tax	20,830,250.50
Financial Administration	4,339,652.79	Delinquent Tax & Lien Collections	22,143,609.19	School Taxes in Municipal Budget	786,652.00
Assessment of Taxes	2,538,546.70	Business Personalty Replacement Taxes	10,756,696.60	County Taxes	124,958,921.93
Collection of Taxes	1,304,203.74	Taxes From Public Utilities	25,209,054.26	County Library Taxes	
Planning, Housing & Development	5,965,715.36	Other Miscellaneous Tax Revenues		Local Municipal Purpose Taxes	173,546,668.86
Human Resources	9,302,139.74	State Aid Revenues	77,558,511.10	Veteran & Senior Citizen Taxes	3,140,500.00
Elections	206,679.18	Federal Aid Revenues	1,291,901.00	Total Taxes for Rate Computation	562,655,187.92
General Administration (other)	31,659,981.34			Special District Taxes	
JUDICIARY		Sale of Acquired Property	300.00	Bank Corp. Taxes	
Municipal Courts	4,471,174.47	Other Miscellaneous Revenues	34,283,572.37	Added and Omitted Taxes	1,817,160.11
PUBLIC SAFETY		Total	717,883,973.38	Total Taxes Levied - ABSTRACT	561,331,848.03
Fire Protection	30,424,538.96	Prior Years Surplus Appropriated	19,300,115.00	Total Taxes Billed	571,362,464.95
Police Protection	61,085,213.78	REVENUES	TOTAL	1993 TAXES COLLECTED	540,368,323.62
Civil Defense & Disaster Control	284,643.94	Reserve For Uncollected Taxes	28,997,121.12	1993 Taxes Cancelled, Abated or Adjusted	3,614,091.03
Environmental Inspection & Control	2,093,454.06	CAPITAL OUTLAY	TOTAL	Transfer to Tax Title Liens or Foreclosed	5,035,115.51
Other Public Safety				Balance Outstanding Dec. 31, 1993	17,353,538.08
PUBLIC WORKS		Public Enterprises	209,425.08	PRIOR YEARS TAXES OUTSTANDING	
Streets and Drainage	16,153,524.70	Recreation-Culture	6,591,834.91	Balance January 1, 1993	19,101,740.73
Sewers and Sewage Processing	31,488,464.42	Public Works	8,684,822.67	Collected in 1993	16,166,816.61
Garbage and Trash Disposal	19,064,434.00	Buildings and Grounds	21,448,273.13	Cancelled, Abated or Adjusted 1993	796,206.72
Public Buildings and Grounds	3,881,600.23	Library and Education	156,076.00	Transfers to Tax Title Liens or Foreclosed	808,149.81
Other Public Works	5,736,879.79	Conservation		Balance December 31, 1993	1,330,567.59
HEALTH and WELFARE		All Other		TAX TITLE LIENS OUTSTANDING	
Health Services Except Environmental	7,414,566.35	CAPITAL DEBT AUTHORIZED, DECEMBER 31, 1993		Balance January 1, 1993	15,997,579.55
Welfare-Public Assistance	1,160,106.92	ISSUED AND UNISSUED	GROSS DEBT	Transfer From Taxes	5,980,298.56
Hospital, Clinics, First Aid	20,000.00	School	91,315,608	Redeemed in 1993	5,976,792.58
Animal, Insect, & Rodent Control	358,538.00	Self-Liquidating	59,043,719	Cancelled, Abated or Adjusted (1993)	40,098.03
Other Welfare Services	195,050.00	Other	276,133,207	Transfer to Foreclosed Property	102,588.94
RECREATION and CONSERVATION		Total	426,492,535	Balance December 31, 1993	15,858,398.56
Beaches and Boardwalks		ISSUED AND OUTSTANDING		PROPERTY ACQUIRED BY DEED OR FORECLOSURE	
Parks, Playgrounds, Shade Trees	2,751,899.08	School	85,829,937.33	Balance January 1, 1993	6,897,420.67
Land Reclamation & Conservation	1,843,490.60	Self-Liquidating	55,575,072.25	Transfers From Taxes or Liens	109,721.33
Other Recreational Services	2,754,362.69	Other	243,577,046.08	Sale For Cash (1993)	151,676.00
EDUCATION (excluding schools)		Total	384,982,055.66	Cancelled, Abated or Adjusted (1993)	716,199.00
Libraries	8,861,801.00	EQUALIZED VALUATION BASIS		Balance December 31, 1993	6,139,267.00
Other Educational Services	202,823.33	FOR NET DEBT COMPUTATION	23,590,439,677.33	CURRENT FINANCES DECEMBER 31, 1993	
STATUTORY EXPENDITURES		REAL PROPERTY VALUATIONS		ASSETS	
Pensions & F. I. C. A.	14,967,677.83	Code Class # of Parcels % VAL'N	ASSESSED VALUATION	Cash Dec. 31, 1993	71,962,275.65
Employee Fringe Benefits	16,090,354.45	1 Vacant Land		Taxes Receivable	18,684,105.67
Other Statutory Expenditures	34,002.00	2 Residential		Tax Title Liens	15,858,398.56
CETA And Other Public Employment Programs		3 Farm		Foreclosed Property	6,139,267.00
MUNICIPAL FUNCTIONS	TOTAL	4a Commercial (See Page 37)		Emergencies & Other Deferred Charges	2,530,266.20
CAPITAL IMPROVEMENTS	*MEMO*	4b Industrial		State and Federal Aid Receivable	6,097,490.29
DEBT SERVICE		4c Apartments		Other Receivables	2,245,061.62
Principal Payments	22,625,848.54	Total		Total	123,496,864.99
Interest Payments	16,523,794.41	Land Area 692.01 Sq. Miles		LIABILITIES, RESERVES, AND SURPLUS	
TYPE I SCHL DEBT *MEMO	5,855,099.00	Net Valuation Taxable-Municipal	20,399,654,335.00	Cash Liabilities	47,736,463.03
DEFERRED CHARGES	5,030,730.59	Net Valuation Taxable-County	23,700,379,820.00	Reserves for Receivables	42,926,832.35
SCHOOL, COUNTY, SPECIAL DISTRICT TAXES	385,969,019.06	State Equalized Valuation	23,209,021,310.00	Surplus Dec. 31, 1993	32,833,569.06
RESERVE FOR UNCOLLECTED TAXES	28,997,121.12	State Equalization Ratio		Total	123,496,864.99
EXPENDITURES	TOTAL				

1799

Population 1990 65,294
 Population 1993 65,148
 S & P Rating
 Moody Rating

General Tax Rate Per \$100.

State Equalized Tax Rate

SUMMARY SALEM COUNTY MUNICIPALITIES

PER CAPITA:

Gross Debt 633.72
 Net Debt 170.61
 Debt Service 22.76
 Total Tax Levy 863.14
 Municipal Expenditures 708.89

PER CENT:

Gross Debt 1.59
 Net Debt .43
 Tax Levy Collected 90.94
 Tax Levy Cancelled, Abated or Adjusted .35

EXPENDITURES		REVENUES-REALIZED		1993 PROPERTY TAX	
GENERAL GOVERNMENT		1993 Property Taxes Collected		STATE EQUALIZED TAX RATE	
Governing Body & Public Boards	79,435.00	1993 Payments in Lieu of Taxes		Local District School Taxes	
Municipal Clerk	103,690.00	Delinquent Tax & Lien Collections		Regional & Consolidated School Tax	
Financial Administration	845,259.00	Business Personality Replacement Taxes		School Taxes in Municipal Budget	
Assessment of Taxes	346,758.32	Taxes From Public Utilities		County Taxes	
Collection of Taxes	466,626.18	Other Miscellaneous Tax Revenues		County Library Taxes	
Planning, Housing & Development	773,263.65	State Aid Revenues		Local Municipal Purpose Taxes	
Human Resources	997,604.16	Federal Aid Revenues		Veteran & Senior Citizen Taxes	
Elections	1,660.00	Sale of Acquired Property		Total Taxes for Rate Computation	
General Administration (other)	7,672,625.12	Other Miscellaneous Revenues		Special District Taxes	
JUDICIARY	795,736.04	Prior Years Surplus Appropriated		Bank Corp. Taxes	
Municipal Courts		REVENUES		Added and Omitted Taxes	
PUBLIC SAFETY		CAPITAL OUTLAY		Total Taxes Levied - ABSTRACT	
Fire Protection	878,473.70	Public Enterprises		Total Taxes Billed	
Police Protection	6,492,451.10	Recreation-Culture		1993 TAXES COLLECTED	
Civil Defense & Disaster Control	109,087.00	Public Works		1993 Taxes Cancelled, Abated or Adjusted	
Environmental Inspection & Control	568,170.79	Buildings and Grounds		Transfer to Tax Title Liens or Foreclosed	
Other Public Safety		Library and Education		Balance Outstanding Dec. 31, 1993	
PUBLIC WORKS		Conservation		PRIOR YEARS TAXES OUTSTANDING	
Streets and Drainage	3,733,680.08	All Other		Balance January 1, 1993	
Sewers and Sewage Processing	712,115.74	CAPITAL DEBT AUTHORIZED, DECEMBER 31, 1993		Collected in 1993	
Garbage and Trash Disposal	2,813,955.78	ISSUED AND UNISSUED		Cancelled, Abated or Adjusted 1993	
Public Buildings and Grounds	873,536.39	SCHOOL		Transfers to Tax Title Liens or Foreclosed	
Other Public Works	858,372.00	Self-Liquidating		Balance December 31, 1993	
HEALTH and WELFARE		Other		TAX TITLE LIENS OUTSTANDING	
Health Services Except Environmental	164,856.12	Total		Balance January 1, 1993	
Welfare-Public Assistance	115,801.00	GROSS DEBT		Transfer From Taxes	
Hospital, Clinics, First Aid	16,960.00	NET DEBT		Redeemed In 1993	
Animal, Insect, & Rodent Control	199,944.49	SCHOOL		Cancelled, Abated or Adjusted (1993)	
Other Welfare Services		Self-Liquidating		Transfer to Foreclosed Property	
RECREATION and CONSERVATION		Other		Balance December 31, 1993	
Beaches and Boardwalks	25,000.00	Total		PROPERTY ACQUIRED BY DEED OR	
Parks, Playgrounds, Shade Trees	130,550.00	ISSUED AND OUTSTANDING		FORECLOSURE	
Land Reclamation & Conservation	1,875,752.84	SCHOOL		Balance January 1, 1993	
Other Recreational Services	689,979.00	Self-Liquidating		Transfers From Taxes or Liens	
EDUCATION (excluding schools)		Other		Sale For Cash (1993)	
Libraries	221,650.00	Total		Cancelled, Abated or Adjusted (1993)	
Other Educational Services	1,792,831.00	EQUALIZED VALUATION BASIS		Balance December 31, 1993	
STATUTORY EXPENDITURES		FOR NET DEBT COMPUTATION		CURRENT FINANCES DECEMBER 31, 1993	
Pensions & F. I. C. A.	1,425,513.05	REAL PROPERTY VALUATIONS		ASSETS	
Employee Fringe Benefits	2,596,612.88	Code Class # of Parcels % VAL'N		Cosh Dec. 31, 1993	
Other Statutory Expenditures	56,250.00	ASSESSED VALUATION		Taxes Receivable	
CETA And Other Public Employment Programs	38,484,249.43	1 Vacant Land		Tax Title Liens	
MUNICIPAL FUNCTIONS		2 Residential		Foreclosed Property	
CAPITAL IMPROVEMENTS	*MEMO*	3 Farm		Emergencies & Other Deferred Charges	
DEBT SERVICE		4a Commercial(See Page 39)		State and Federal Aid Receivable	
Principal Payments	913,816.00	4b Industrial		Other Receivables	
Interest Payments	563,793.98	4c Apartments		Total	
TYPE I SCHL DEBT *MEMO	363,234.25	Total		LIABILITIES, RESERVES, AND SURPLUS	
DEFERRED CHARGES	327,033.31	Land Area 46.56 Sq. Miles		Cash Liabilities	
SCHOOL, COUNTY, SPECIAL DISTRICT TAXES	51,666,170.25	Net Valuation Taxable-Municipal		Reserves for Receivables	
RESERVE FOR UNCOLLECTED TAXES	5,889,007.45	Net Valuation Taxable-County		Surplus Dec. 31, 1993	
EXPENDITURES		State Equalized Valuation		Total	
TOTAL	97,849,070.42	State Equalization Ratio			

*ABOVE DEBT SERVICE INCLUDES TYPE I SCHOOL DEBT

1899

Population 1990 240,279

Population 1993 255,761

S & P Rating

Moody Rating

General Tax Rate Per \$100.

State Equalized Tax Rate

SUMMARY SOMERSET COUNTY MUNICIPALITIES

PER CAPITA

Gross Debt 1,145.13

Net Debt 673.52

Debt Service 70.95

Total Tax Levy 1,645.33

Municipal Expenditures 629.11

PER CENT:

Gross Debt 1.30

Net Debt .76

Tax Levy Collected 96.7%

Tax Levy Cancelled, Abated
or Adjusted .34

EXPENDITURES		REVENUES-REALIZED		1993 PROPERTY TAX	
GENERAL GOVERNMENT				STATE EQUALIZED TAX RATE →	
Governing Body & Public Boards	151,580.00	1993 Property Taxes Collected	409,928,729.20	Local District School Taxes	229,273,240.39
Municipal Clerk	547,625.29	1993 Payments in Lieu of Taxes	257,281.13	Regional & Consolidated School Tax	13,948,215.38
Financial Administration	2,497,444.68	Delinquent Tax & Lien Collections	13,276,970.55	School Taxes in Municipal Budget	
Assessment of Taxes	1,779,414.02	Business Personalty Replacement Taxes	4,996,641.61	County Taxes	94,846,956.98
Collection of Taxes	1,156,415.29	Taxes From Public Utilities	23,187,106.52	County Library Taxes	4,063,271.12
Planning, Housing & Development	1,734,252.63	Other Miscellaneous Tax Revenues	762,042.50	Local Municipal Purpose Taxes	69,986,500.17
Human Resources	1,808,884.93	State Aid Revenues	11,695,428.49	Veteran & Senior Citizen Taxes	1,540,250.00
Elections	103,307.49	Federal Aid Revenues	31,362.00	Total Taxes for Rate Computation	413,658,434.43
General Administration (other)	17,653,214.83			Special District Taxes	4,136,632.19
JUDICIARY		Sale of Acquired Property		Bank Corp. Taxes	
Municipal Courts	2,836,557.15	Other Miscellaneous Revenues	27,823,909.87	Added and Omitted Taxes	4,823,937.68
PUBLIC SAFETY		Total	491,959,471.87	Total Taxes Levied - ABSTRACT	421,078,754.30
Fire Protection	5,699,376.27	Prior Years Surplus Appropriated	23,587,925.69	Total Taxes Billed	423,790,789.48
Police Protection	31,725,591.68	REVENUES	515,547,397.56	1993 TAXES COLLECTED	409,928,729.20
Civil Defense & Disaster Control	140,141.00	Reserve For Uncollected Taxes	18,695,880.59	1993 Taxes Cancelled, Abated or Adjusted	1,438,127.76
Environmental Inspection & Control	2,920,659.78			Transfer to Tax Title Liens or Foreclosed	660,152.64
Other Public Safety		CAPITAL OUTLAY	47,424,390.57	Balance Outstanding Dec. 31, 1993	11,757,803.99
PUBLIC WORKS		TOTAL		PRIOR YEARS TAXES OUTSTANDING	
Streets and Drainage	12,971,039.79	Public Enterprises	17,475,144.61	Balance January 1, 1993	14,923,711.52
Sewers and Sewage Processing	3,694,315.09	Recreation—Culture	898,599.57	Collected in 1993	12,863,695.36
Garbage and Trash Disposal	3,783,679.68	Public Works	8,367,937.64	Cancelled, Abated or Adjusted 1993	401,108.71
Public Buildings and Grounds	3,150,952.93	Buildings and Grounds	18,984,699.22	Transfers to Tax Title Liens or Foreclosed	78,363.43
Other Public Works	1,904,119.00	Library and Education	1,635,493.37	Balance December 31, 1993	1,580,544.02
HEALTH and WELFARE		Conservation	62,516.16	TAX TITLE LIENS OUTSTANDING	
Health Services Except Environmental	2,721,446.86	All Other		Balance January 1, 1993	2,072,611.83
Welfare-Public Assistance	437,713.24			Transfer From Taxes	746,712.44
Hospital, Clinics, First Aid	48,950.00	CAPITAL DEBT AUTHORIZED, DECEMBER 31, 1993		Redeemed in 1993	413,275.19
Animal, Insect, & Rodent Control	310,408.20	ISSUED AND UNISSUED		Cancelled, Abated or Adjusted (1993)	11,908.42
Other Welfare Services	9,806.00	School	77,998,405	Transfer to Foreclosed Property	56,757.74
RECREATION and CONSERVATION		Self-Liquidating	38,040,153	Balance December 31, 1993	2,337,382.92
Beaches and Boardwalks		Other	176,854,081	PROPERTY ACQUIRED BY DEED OR FORECLOSURE	
Parks, Playgrounds, Shade Trees	1,051,752.00	Total	292,892,640	Balance January 1, 1993	2,258,952.00
Land Reclamation & Conservation	347,659.33	ISSUED AND OUTSTANDING		Transfers From Taxes or Liens	63,287.19
Other Recreational Services	2,356,160.02	School	71,698,405.35	Sale For Cash (1993)	
EDUCATION (excluding schools)		Self-Liquidating	33,664,036.97	Cancelled, Abated or Adjusted (1993)	
Libraries	3,786,501.00	Other	147,224,838.73	Balance December 31, 1993	2,322,239.19
Other Educational Services	19,325.00	Total	252,587,281.05	CURRENT FINANCES DECEMBER 31, 1993	
STATUTORY EXPENDITURES		EQUALIZED VALUATION BASIS		ASSETS	
Pensions & F. I. C. A.	6,672,295.68	FOR NET DEBT COMPUTATION	22,590,935,937.67	Cash Dec. 31, 1993	63,725,037.96
Employee Fringe Benefits	8,097,449.92	REAL PROPERTY VALUATIONS		Taxes Receivable	13,338,349.00
Other Statutory Expenditures	29,800.00	Code Class # of Parcels % VAL'N	ASSESSED VALUATION	Tax Title Liens	2,337,382.97
CETA And Other Public Employment Programs		1 Vacant Land		Foreclosed Property	2,322,239.19
MUNICIPAL FUNCTIONS		2 Residential		Emergencies & Other Deferred Charges	1,624,186.78
CAPITAL IMPROVEMENTS	*MEMO*	3 Farm		State and Federal Aid Receivable	810,771.11
DEBT SERVICE		4a Commercial (See Page 41)		Other Receivables	2,091,438.34
Principal Payments	10,877,001.99	4b Industrial		Total	86,249,404.80
Interest Payments	7,268,241.66	4c Apartments		LIABILITIES, RESERVES, AND SURPLUS	
DEFERRED CHARGES		Total		Cash Liabilities	28,892,894.94
SCHOOL, COUNTY, SPECIAL DISTRICT TAXES	1,912,552.75	Land Area 305.55 Sq. Miles		Reserves for Receivables	19,342,747.23
RESERVE FOR UNCOLLECTED TAXES	346,268,316.45	Net Valuation Taxable-Municipal	16,351,767,503.00	Surplus Dec. 31, 1993	37,513,772.63
EXPENDITURES	18,695,880.59	Net Valuation Taxable-County	22,952,953,431.00	Total	86,249,404.80
TOTAL	507,169,833.22	State Equalized Valuation	23,050,961,775.03		
		State Equalization Ratio			

1999

Population 1990 **130,943**
 Population 1993 **136,566**
 S & P Rating
 Moody Rating

General Tax Rate Per \$100.

State Equalized Tax Rate

SUMMARY SUSSEX COUNTY MUNICIPALITIES

PER CAPITA:

Gross Debt **925.02**
 Net Debt **374.35**
 Debt Service **36.43**
 Total Tax Levy **1,347.34**
 Municipal Expenditures **564.27**

PER CENT

Gross Debt **1.54**
 Net Debt **.62**
 Tax Levy Collected **93.65**
 Tax Levy Cancelled, Abated
 or Adjusted **.50**

EXPENDITURES		REVENUES-REALIZED		1993 PROPERTY TAX	
GENERAL GOVERNMENT		1993 Property Taxes Collected		STATE EQUALIZED TAX RATE	
Governing Body & Public Boards	62,009.00	1993 Payments in Lieu of Taxes		Local District School Taxes	80,011,513.53
Municipal Clerk	74,375.00	Delinquent Tax & Lien Collections		Regional & Consolidated School Tax	31,138,543.04
Financial Administration	1,211,467.00	Business Personalty Replacement Taxes		School Taxes in Municipal Budget	*
Assessment of Taxes	1,179,494.82	Taxes From Public Utilities		County Taxes	34,193,908.00
Collection of Taxes	1,294,095.37	Other Miscellaneous Tax Revenues		County Library Taxes	2,257,996.00
Planning, Housing & Development	1,720,377.48	State Aid Revenues		Local Municipal Purpose Taxes	35,065,133.12
Human Resources	891,099.10	Federal Aid Revenues		Veteran & Senior Citizen Taxes	860,000.00
Elections	71,544.15	Sole of Acquired Property		Total Taxes for Rate Computation	183,527,098.69
General Administration (other)	7,841,935.03	Other Miscellaneous Revenues		Special District Taxes	49,500.60
JUDICIARY		TOTAL		Bank Corp. Taxes	
Municipal Courts	1,187,188.33	Prior Years Surplus Appropriated		Added and Omitted Taxes	1,283,762.82
PUBLIC SAFETY		REVENUES		Total Taxes Levied - ABSTRACT	184,000,362.11
Fire Protection	1,601,082.24	Reserve For Uncollected Taxes		Total Taxes Billed	184,340,044.66
Police Protection	11,049,660.94	CAPITAL OUTLAY		1993 TAXES COLLECTED	172,626,617.32
Civil Defense & Disaster Control	62,425.36	Public Enterprises		1993 Taxes Cancelled, Abated or Adjusted	928,608.75
Environmental Inspection & Control	1,614,357.89	Recreation-Culture		Transfer to Tax Title Liens or Foreclosed	1,173,739.75
Other Public Safety		Public Works		Balance Outstanding Dec. 31, 1993	10,061,083.84
PUBLIC WORKS		Buildings and Grounds		PRIOR YEARS TAXES OUTSTANDING	
Streets and Drainage	9,348,589.70	Library and Education		Balance January 1, 1993	11,884,078.48
Sewers and Sewage Processing	911,006.72	Conservation		Collected in 1993	10,077,831.75
Garbage and Trash Disposal	2,636,403.72	All Other		Cancelled, Abated or Adjusted 1993	323,476.99
Public Buildings and Grounds	1,564,298.94	CAPITAL DEBT AUTHORIZED, DECEMBER 31, 1993		Transfers to Tax Title Liens or Foreclosed	275,703.68
Other Public Works	1,609,122.86	ISSUED AND UNISSUED		Balance December 31, 1993	1,207,366.06
HEALTH and WELFARE		GROSS DEBT		TAX TITLE LIENS OUTSTANDING	
Health Services Except Environmental	737,774.64	NET DEBT		Balance January 1, 1993	3,006,683.43
Welfare-Public Assistance	416,574.96	School		Transfer From Taxes	1,027,766.73
Hospital, Clinics, First Aid	10,700.00	Self-Liquidating		Redeemed In 1993	792,923.90
Animal, Insect, & Rodent Control	277,232.42	Other		Cancelled, Abated or Adjusted (1993)	68,170.75
Other Welfare Services		Total		Transfer to Foreclosed Property	173,989.22
RECREATION and CONSERVATION		ISSUED AND OUTSTANDING		Balance December 31, 1993	2,999,366.29
Beaches and Boardwalks	234,541.43	School		PROPERTY ACQUIRED BY DEED OR	
Parks, Playgrounds, Shade Trees	102,998.12	Self-Liquidating		FORECLOSURE	
Land Reclamation & Conservation	856,398.37	Other		Balance January 1, 1993	7,935,553.22
Other Recreational Services		Total		Transfers From Taxes or Liens	174,262.88
EDUCATION (excluding schools)		EQUALIZED VALUATION BASIS		Sale For Cash (1993)	9,949.00
Libraries	463,173.00	FOR NET DEBT COMPUTATION		Cancelled, Abated or Adjusted (1993)	196,690.64
Other Educational Services	116,610.00	REAL PROPERTY VALUATIONS		Balance December 31, 1993	7,903,176.46
STATUTORY EXPENDITURES		Code Class # of Parcels % VAL'N		CURRENT FINANCES DECEMBER 31, 1993	
Pensions & F. I. C. A.	2,926,832.58	ASSESSED VALUATION		ASSETS	
Employee Fringe Benefits	4,277,695.76	1 Vacant Land		Cash Dec. 31, 1993	29,848,234.37
Other Statutory Expenditures	55,753.00	2 Residential		Taxes Receivable	11,268,149.90
CETA And Other Public Employment Programs	56,386,817.93	3 Farm		Tax Title Liens	2,999,366.29
MUNICIPAL FUNCTIONS		4a Commercial (See Page 43)		Foreclosed Property	7,903,176.46
CAPITAL IMPROVEMENTS	*MEMO*	4b Industrial		Emergencies & Other Deferred Charges	1,462,287.14
DEBT SERVICE		4c Apartments		State and Federal Aid Receivable	1,138,620.37
Principal Payments	3,441,098.37	Total		Other Receivables	930,111.14
Interest Payments	1,534,452.66	Land Area 24.71 Sq. Miles		Total	55,549,945.67
DEFERRED CHARGES	1,145,305.79	Net Valuation Taxable-Municipal		LIABILITIES, RESERVES, AND SURPLUS	
SCHOOL, COUNTY, SPECIAL DISTRICT TAXES	147,651,466.17	Net Valuation Taxable-County		Cash Liabilities	12,971,748.50
RESERVE FOR UNCOLLECTED TAXES	14,551,341.42	State Equalized Valuation -		Reserves for Receivables	23,025,251.54
EXPENDITURES		State Equalization Ratio		Surplus Dec. 31, 1993	19,552,945.63
TOTAL	224,710,932.34			Total	55,549,945.67

*Includes County Health Services Taxes, County Vocational School Taxes, or County Open Space Tax. See Table 13.

State Equalized Tax Rate

Gross Debt	1.36
Net Debt	.29
Tax Levy Collected	96.05
Tax Levy Cancelled, Abated or Adjusted	.43

1287 5000

71

2199

Population 1990 91,507
 Population 1993 94,443
 S & P Rating
 Moody Rating

General Tax Rate Per \$100.

State Equalized Tax Rate

SUMMARY WARREN COUNTY MUNICIPALITIES

PER CAPITA:

Gross Debt 831.47
 Net Debt 303.05
 Debt Service 25.00
 Total Tax Levy 1,206.94
 Municipal Expenditures 558.34

PER CENT:

Gross Debt 1.48
 Net Debt .54
 Tax Levy Collected 92.99
 Tax Levy Cancelled, Abated or Adjusted .69

EXPENDITURES		REVENUES-REALIZED		1993 PROPERTY TAX STATE EQUALIZED TAX RATE	
GENERAL GOVERNMENT					
Governing Body & Public Boards	84,972.00	1993 Property Taxes Collected	106,082,368.92	Local District School Taxes	53,118,025.00
Municipal Clerk	97,390.00	1993 Payments in Lieu of Taxes	183,872.20	Regional & Consolidated School Tax	11,236,962.00
Financial Administration	1,195,344.84	Delinquent Tax & Lien Collections	7,289,285.74	School Taxes in Municipal Budget	
Assessment of Taxes	731,449.67	Business Personalty Replacement Taxes	1,601,453.30	County Taxes	34,297,208.43
Collection of Taxes	781,830.41	Taxes From Public Utilities	9,493,535.67	County Library Taxes	2,100,196.00
Planning, Housing & Development	1,148,801.24	Other Miscellaneous Tax Revenues		Local Municipal Purpose Taxes	12,099,765.81
Human Resources	1,004,376.63	State Aid Revenues	6,514,730.48	Veteran & Senior Citizen Taxes	838,900.00
Elections	22,948.01	Federal Aid Revenues		Total Taxes for Rate Computation	113,691,057.24
General Administration (other)	6,036,161.26			Special District Taxes	
JUDICIARY		Sale of Acquired Property		Bank Corp. Taxes	
Municipal Courts	1,090,254.51	Other Miscellaneous Revenues	8,996,185.73	Added and Omitted Taxes	1,125,231.36
PUBLIC SAFETY				Total Taxes Levied - ABSTRACT	113,977,388.60
Fire Protection	1,457,630.89			Total Taxes Billed	114,080,089.45
Police Protection	7,310,304.28	Prior Years Surplus Appropriated	11,826,708.04	1993 TAXES COLLECTED	106,082,368.92
Civil Defense & Disaster Control	105,469.64	REVENUES	151,988,140.08	1993 Taxes Cancelled, Abated or Adjusted	782,829.17
Environmental Inspection & Control	961,155.70	Reserve For Uncollected Taxes	9,451,463.42	Transfer to Tax Title Liens or Foreclosed	760,364.70
Other Public Safety		CAPITAL OUTLAY	7,284,931.99	Balance Outstanding Dec. 31, 1993	6,539,570.91
PUBLIC WORKS				PRIOR YEARS TAXES OUTSTANDING	
Streets and Drainage	4,595,840.72	Public Enterprises	1,838,736.40	Balance January 1, 1993	7,068,077.94
Sewers and Sewage Processing	1,020,818.19	Recreation-Culture	114,159.44	Collected in 1993	6,414,154.77
Garbage and Trash Disposal	1,829,652.72	Public Works	1,658,709.19	Cancelled, Abated or Adjusted 1993	105,149.24
Public Buildings and Grounds	1,163,463.55	Buildings and Grounds	3,673,326.96	Transfers to Tax Title Liens or Foreclosed	191,866.21
Other Public Works	1,628,259.00	Library and Education		Balance December 31, 1993	356,907.72
HEALTH and WELFARE		Conservation		TAX TITLE LIENS OUTSTANDING	
Health Services Except Environmental	47,086.35	All Other		Balance January 1, 1993	3,382,866.73
Welfare-Public Assistance	74,467.10			Transfer From Taxes	990,790.79
Hospital, Clinics, First Aid	12,200.00	CAPITAL DEBT AUTHORIZED, DECEMBER 31, 1993		Redeemed in 1993	875,130.97
Animal, Insect, & Radent Control	82,456.36	ISSUED AND UNISSUED	GROSS DEBT	Cancelled, Abated or Adjusted (1993)	90,548.89
Other Welfare Services	61,471.90	School	22,830,000	Transfer to Foreclosed Property	38,794.18
RECREATION and CONSERVATION		Self-Liquidating	29,725,734	Balance December 31, 1993	3,369,183.49
Beaches and Boardwalks	5,000.00	Other	25,971,085	PROPERTY ACQUIRED BY DEED OR FORECLOSURE	
Parks, Playgrounds, Shade Trees	335,601.52	Total	78,526,820	Balance January 1, 1993	1,998,029.12
Land Reclamation & Conservation	156,651.41			Transfers From Taxes or Liens	53,768.38
Other Recreational Services	544,384.92	ISSUED AND OUTSTANDING		Sale For Cash (1993)	
EDUCATION (excluding schools)		School	18,032,999.46	Cancelled, Abated or Adjusted (1993)	
Libraries	840,301.07	Self-Liquidating	25,308,980.57	Balance December 31, 1993	2,051,797.50
Other Educational Services	1,712,726.50	Other	17,913,220.08	CURRENT FINANCES DECEMBER 31, 1993	
STATUTORY EXPENDITURES		Total	61,255,200.11	ASSETS	
Pensions & F. I. C. A.	1,866,361.68	EQUALIZED VALUATION BASIS FOR NET DEBT COMPUTATION	5,321,169,957.33	Cash Dec. 31, 1993	40,078,651.39
Employee Fringe Benefits	2,351,250.14	REAL PROPERTY VALUATIONS		Taxes Receivable	6,896,478.63
Other Statutory Expenditures	56,007.05	Code Class # of Parcels % VALN	ASSESSED VALUATION	Tax Title Liens	3,369,183.48
CETA And Other Public Employment Programs		1 Vacant Land		Foreclosed Property	2,051,797.50
MUNICIPAL FUNCTIONS		2 Residential		Emergencies & Other Deferred Charges	735,816.81
CAPITAL IMPROVEMENTS	*MEMO*	3 Farm		State and Federal Aid Receivable	930,136.26
DEBT SERVICE		4a Commercial (See Page 47)		Other Receivables	1,134,709.83
Principal Payments	1,626,652.04	4b Industrial		Total	55,196,772.90
Interest Payments	734,854.74	4c Apartments		LIABILITIES, RESERVES, AND SURPLUS	
DEFERRED CHARGES		Total		Cash Liabilities	12,958,059.20
SCHOOL, COUNTY, SPECIAL DISTRICT TAXES	505,649.43	Land Area 61.55 Sq. Miles		Reserves for Receivables	13,411,043.79
RESERVE FOR UNCOLLECTED TAXES	100,752,391.43	Net Valuation Taxable-Municipal	5,142,696,971.00	Surplus Dec. 31, 1993	28,827,659.91
EXPENDITURES	9,451,463.42	Net Valuation Taxable-County	5,418,195,721.00	Total	55,196,772.90
TOTAL	153,434,100.32	State Equalized Valuation	5,345,240,044.00		
		State Equalization Ratio			

1330

Population 1990 17,033
 Population 1993 17,611
 S & P Rating
 Moody Rating A

General Tax Rate Per \$100 3.10
 State Equalized Tax Rate 2.31

ABERDEEN TOWNSHIP - MONMOUTH CO.

Form of Government:

Council-Manager Plan E (OMCL 50)

Number of Members on Governing Body - 7

PER CAPITA:

Gross Debt 697.67
 Net Debt 275.65
 Debt Service 38.14
 Total Tax Levy 1,382.56
 Municipal Expenditures 500.18

PER CENT

Gross Debt 1.42
 Net Debt .56
 Tax Levy Collected 95.19
 Tax Levy Cancelled, Abated or Adjusted .19

EXPENDITURES		REVENUES-REALIZED		1993 PROPERTY TAX	
GENERAL GOVERNMENT		1993 Property Taxes Collected		STATE EQUALIZED TAX RATE	
Governing Body & Public Boards	67,061.00	1993 Payments in Lieu of Taxes		Local District School Taxes	
Municipal Clerk	101,856.00	Delinquent Tax & Lien Collections		Regional & Consolidated School Tax	
Financial Administration	58,957.00	Business Personality Replacement Taxes		School Taxes in Municipal Budget	
Assessment of Taxes	81,501.00	Taxes From Public Utilities		County Taxes	
Collection of Taxes	109,021.00	Other Miscellaneous Tax Revenues		County Library Taxes	
Planning, Housing & Development	104,310.00	State Aid Revenues		Local Municipal Purpose Taxes	
Human Resources	5,900.00	Federal Aid Revenues		Veteran & Senior Citizen Taxes	
Elections	1,116,670.42	Sale of Acquired Property		Total Taxes for Rate Computation	
General Administration (other)	111,008.00	Other Miscellaneous Revenues		Special District Taxes	
JUDICIARY		Prior Years Surplus Appropriated		Bank Corp. Taxes	
Municipal Courts	1,752,862.25	REVENUES TOTAL		Added and Omitted Taxes	
PUBLIC SAFETY		CAPITAL OUTLAY TOTAL		Total Taxes Levied - ABSTRACT	
Fire Protection	5,000.00	Public Enterprises		Total Taxes Billed	
Police Protection	126,323.00	Recreation-Culture		1993 TAXES COLLECTED	
Civil Defense & Disaster Control	799,106.00	Public Works		1993 Taxes Cancelled, Abated or Adjusted	
Environmental Inspection & Control	173,220.66	Buildings and Grounds		Transfer to Tax Title Liens or Foreclosed	
Other Public Safety	134,119.00	Library and Education		Balance Outstanding Dec. 31, 1993	
PUBLIC WORKS		Conservation		PRIOR YEARS TAXES OUTSTANDING	
Streets and Drainage	47,238.00	All Other		Balance January 1, 1993	
Sewers and Sewage Processing	277,502.00	CAPITAL DEBT AUTHORIZED, DECEMBER 31, 1993		Collected in 1993	
Garbage and Trash Disposal	13,349.47	ISSUED AND UNISSUED		GROSS DEBT	
Public Buildings and Grounds	4,000.00	SCHOOL		NET DEBT	
Other Public Works	286,576.00	Self-Liquidating		Balance January 1, 1993	
HEALTH and WELFARE		Other		Collected in 1993	
Health Services Except Environmental	338,422.00	Total		Cancelled, Abated or Adjusted 1993	
Welfare-Public Assistance	507,233.00	ISSUED AND OUTSTANDING		Transfers to Tax Title Liens or Foreclosed	
Hospital, Clinics, First Aid	6,221,296.80	SCHOOL		Balance December 31, 1993	
Animal, Insect, & Rodent Control	100,000.00	Self-Liquidating		TAX TITLE LIENS OUTSTANDING	
Other Welfare Services	279,599.39	Other		Balance January 1, 1993	
RECREATION and CONSERVATION		Total		Transfer From Taxes	
Beaches and Boardwalks	107,390.11	EQUALIZED VALUATION BASIS		Redeemed in 1993	
Parks, Playgrounds, Shade Trees	19,732,916.38	FOR NET DEBT COMPUTATION		Cancelled, Abated or Adjusted (1993)	
Land Reclamation & Conservation	1,809,251.22	REAL PROPERTY VALUATIONS		Transfer to Foreclosed Property	
Other Recreational Services	23,541,501.90	Code Class # of Parcels % VAL'N		Balance December 31, 1993	
EDUCATION (excluding schools)		1 Vacant Land 652 2.08		PROPERTY ACQUIRED BY DEED OR FORECLOSURE	
Libraries	392,050.00	2 Residential 5664 81.53		Balance January 1, 1993	
Other Educational Services	279,599.39	3 Farm 17 .12		Transfers From Taxes or Liens	
STATUTORY EXPENDITURES		4a Commercial 183 11.14		Sale For Cash (1993)	
Pensions & F. I. C. A.	107,390.11	4b Industrial 6 2.90		Cancelled, Abated or Adjusted (1993)	
Employee Fringe Benefits	19,732,916.38	4c Apartments 10 2.22		Balance December 31, 1993	
Other Statutory Expenditures	1,809,251.22	Total 6537		CURRENT FINANCES DECEMBER 31, 1993	
CETA and Other Public Employment Programs	23,541,501.90	Land Area 5.45 Sq. Miles		ASSETS	
MUNICIPAL FUNCTIONS TOTAL		Net Valuation Taxable-Municipal		Cosh Dec. 31, 1993	
CAPITAL IMPROVEMENTS		Net Valuation Taxable-County		Taxes Receivable	
DEBT SERVICE		State Equalized Valuation		Tax Title Liens	
Principal Payments	392,050.00	State Equalization Ratio		Foreclosed Property	
Interest Payments	279,599.39			Emergencies & Other Deferred Charges	
DEFERRED CHARGES				State and Federal Aid Receivable	
SCHOOL, COUNTY, SPECIAL DISTRICT TAXES	107,390.11			Other Receivables	
RESERVE FOR UNCOLLECTED TAXES	19,732,916.38			Total	
EXPENDITURES TOTAL	23,541,501.90			LIABILITIES, RESERVES, AND SURPLUS	
				Cosh Liabilities	
				Reserves for Receivables	
				Surplus Dec. 31, 1993	
				Total	

*Includes County Health Services Taxes, County Vocational School Taxes, or County Open Space Tax. See Table 13.

*Includes County Health Services Taxes, County Vocational School Taxes, or County Open Space Tax. See Table 13

General Tax Rate Per \$100.	1.86
State Equalized Tax Rate	1.76

ALEXANDRIA TWP. - HUNTERDON CO.

Form of Government:

Township Committee

Number of Members on Governing Body - 3

PER CAPITA:

Gross Debt	173.93
------------	--------

Net Debt

Debt Service

Total Tax Levy	1,432.33
----------------	----------

Municipal Expenditures	348.43
------------------------	--------

PER CENT:

Gross Debt	.22
------------	-----

Net Debt

Tox Levy Collected 95.03

Tax Levy Cancelled, Abated

or Adjusted .30

EXPENDITURES		REVENUES-REALIZED		1993 PROPERTY TAX	
GENERAL GOVERNMENT				STATE EQUALIZED TAX RATE	
Governing Body & Public Boards		1993 Property Taxes Collected	5,179,323.70	Local District School Taxes	1.12
Municipal Clerk		1993 Payments in Lieu of Taxes		Regional & Consolidated School Tax	.31
Financial Administration	23,400.00	Delinquent Tax & Lien Collections	414,077.79	School Taxes in Municipal Budget	
Assessment of Taxes	23,470.00	Business Personalty Replacement Taxes	45,779.40	County Taxes	.30
Collection of Taxes	23,230.00	Taxes From Public Utilities	206,093.00	County Library Taxes	.03
Planning, Housing & Development	88,672.72	Other Miscellaneous Tax Revenues		Local Municipal Purpose Taxes	
Human Resources	19,114.00	State Aid Revenues	177,335.00	Veteran & Senior Citizen Taxes	
Elections	1,187.12	Federal Aid Revenues		Total Taxes for Rate Computation	1.76
General Administration (other)	154,537.78			Special District Taxes	
JUDICIARY		Sale of Acquired Property		Bank Corp. Taxes	
Municipal Courts	12,634.00	Other Miscellaneous Revenues	316,743.93	Added and Omitted Taxes	
PUBLIC SAFETY		Total	6,339,857.82	Total Taxes Levied - ABSTRACT	
Fire Protection	62,486.40	Prior Years Surplus Appropriated	760,000.00	Total Taxes Billed	
Police Protection	25,030.00	REVENUES TOTAL	7,099,857.82	1993 TAXES COLLECTED	
Civil Defense & Disaster Control	100.00	Reserve For Uncollected Taxes	459,000.00	1993 Taxes Cancelled, Abated or Adjusted	
Environmental Inspection & Control		CAPITAL OUTLAY TOTAL	159,289.46	Transfer to Tax Title Liens or Foreclosed	
Other Public Safety				Balance Outstanding Dec. 31, 1993	
PUBLIC WORKS		Public Enterprises		PRIOR YEARS TAXES OUTSTANDING	
Streets and Drainage	301,737.10	Recreation-Culture		Balance January 1, 1993	
Sewers and Sewage Processing		Public Works	116,393.46	Collected in 1993	
Garbage and Trash Disposal	4,680.00	Buildings and Grounds	42,896.00	Cancelled, Abated or Adjusted 1993	
Public Buildings and Grounds		Library and Education		Transfers to Tax Title Liens or Foreclosed	
Other Public Works		Conservation		Balance December 31, 1993	
HEALTH and WELFARE		All Other		TAX TITLE LIENS OUTSTANDING	
Health Services Except Environmental	23,000.00			Balance January 1, 1993	
Welfare-Public Assistance	5,850.00	CAPITAL DEBT AUTHORIZED, DECEMBER 31, 1993		Transfer From Taxes	
Hospital, Clinics, First Aid		ISSUED AND UNISSUED		Redeemed In 1993	
Animal, Insect, & Rodent Control	5,250.00	School	656,429	Cancelled, Abated or Adjusted (1993)	
Other Welfare Services		Self-Liquidating		Transfer to Foreclosed Property	
RECREATION and CONSERVATION		Other		Balance December 31, 1993	
Beaches and Boardwalks		Total	656,429	PROPERTY ACQUIRED BY DEED OR FORECLOSURE	
Parks, Playgrounds, Shade Trees		ISSUED AND OUTSTANDING		Balance January 1, 1993	
Land Reclamation & Conservation	6,300.00	School	656,429.35	Transfers From Taxes or Liens	
Other Recreational Services	11,000.00	Self-Liquidating		Sale For Cash (1993)	
EDUCATION (excluding schools)		Other		Cancelled, Abated or Adjusted (1993)	
Libraries		Total	656,429.35	Balance December 31, 1993	
Other Educational Services		EQUALIZED VALUATION BASIS		CURRENT FINANCES DECEMBER 31, 1993	
STATUTORY EXPENDITURES		FOR NET DEBT COMPUTATION	292,346,015	ASSETS	
Pensions & F. I. C. A.	28,436.00	REAL PROPERTY VALUATIONS		Cash Dec. 31, 1993	
Employee Fringe Benefits	22,875.28	Code Class # of Parcels % VAL'N ASSESSED VALUATION		Taxes Receivable	
Other Statutory Expenditures		1 Vacant Land 295 7.82 22,197,800.00		Tax Title Liens	
CETA And Other Public Employment Programs		2 Residential 1106 73.37 209,733,000.00		Foreclosed Property	
MUNICIPAL FUNCTIONS TOTAL	842,960.40	3 Farm 500 14.30 39,756,229.00		Emergencies & Other Deferred Charges	
CAPITAL IMPROVEMENTS *ME MO*	231,000.00	4a Commercial 23 3.27 9,291,100.00		State and Federal Aid Receivable	
DEBT SERVICE		4b Industrial 3 .89 2,314,600.00		Other Receivables	
Principal Payments		4c Apartments 2 .16 443,600.00		Total	
Interest Payments		Total 1934 233,936,329.00		LIABILITIES, RESERVES, AND SURPLUS	
DEFERRED CHARGES		Land Area 28.20 Sq. Miles		Cash Liabilities	
SCHOOL, COUNTY, SPECIAL DISTRICT TAXES	13,199.36	Net Valuation Taxable-Municipal	235,156,842	Reserves for Receivables	
RESERVE FOR UNCOLLECTED TAXES	5,290,198.65	Net Valuation Taxable-County	301,550,005	Surplus Dec. 31, 1993	
EXPENDITURES TOTAL	6,605,358.41	State Equalized Valuation	300,899,462	Total	
		State Equalization Ratio	34.75		

Population 1990 3,434
 Population 1993 3,518
 S & P Rating
 Moody Rating

General Tax Rate Per \$100. 2.20
 State Equalized Tax Rate 2.06

ALLAMUCHY TOWNSHIP - WARREN CO.

Form of Government:

Small Municipality Plan C (OMCL 50)

Number of Members on Governing Body - 5

PER CAPITA:

Gross Debt 311.26
 Net Debt
 Debt Service
 Total Tax Levy 1,572.48
 Municipal Expenditures 385.03

PER CENT:

Gross Debt .41
 Net Debt
 Tax Levy Collected 99.34
 Tax Levy Cancelled, Abated or Adjusted .17

EXPENDITURES		REVENUES-REALIZED		1993 PROPERTY TAX	
GENERAL GOVERNMENT				STATE EQUALIZED TAX RATE	
Governing Body & Public Boards		1993 Property Taxes Collected	5,439,946.15	Local District School Taxes	1.18
Municipal Clerk		1993 Payments in Lieu of Taxes		Regional & Consolidated School Tax	3,136,776.09
Financial Administration	34,522.60	Delinquent Tax & Lien Collections	201,865.55	School Taxes in Municipal Budget	
Assessment of Taxes	38,141.92	Business Personality Replacement Taxes	39,596.84	County Taxes	.65
Collection of Taxes	39,124.00	Taxes From Public Utilities	268,851.00	County Library Taxes	.06
Planning, Housing & Development	64,390.00	Other Miscellaneous Tax Revenues		Local Municipal Purpose Taxes	.18
Human Resources	4,421.00	State Aid Revenues	118,220.00	Veteran & Senior Citizen Taxes	
Elections		Federal Aid Revenues		Total Taxes for Rate Computation	2.07
General Administration (other)	275,387.00			Special District Taxes	
JUDICIARY		Sale of Acquired Property		Bank Corp. Taxes	
Municipal Courts	59,250.00	Other Miscellaneous Revenues	339,982.55	Added and Omitted Taxes	43,493.26
PUBLIC SAFETY				Total Taxes Levied - ABSTRACT	5,531,978.50
Fire Protection	48,218.00			Total Taxes Billed	5,531,978.50
Police Protection	10,000.00	Prior Years Surplus Appropriated	250,000.00	1993 TAXES COLLECTED	5,439,946.15
Civil Defense & Disaster Control	4,750.00	REVENUES	6,658,462.09	1993 Taxes Cancelled, Abated or Adjusted	9,680.00
Environmental Inspection & Control	38,143.00	Reserve For Uncollected Taxes	341,530.87	Transfer to Tax Title Liens or Foreclosed	5,561.60
Other Public Safety		CAPITAL OUTLAY	104,164.61	Balance Outstanding Dec. 31, 1993	76,790.75
PUBLIC WORKS		TOTAL		PRIOR YEARS TAXES OUTSTANDING	
Streets and Drainage	134,000.00	Public Enterprises		Balance January 1, 1993	192,528.40
Sewers and Sewage Processing	10,000.00	Recreation-Culture		Collected in 1993	187,471.45
Garbage and Trash Disposal	6,000.00	Public Works	95,175.61	Cancelled, Abated or Adjusted 1993	5,056.95
Public Buildings and Grounds	48,650.00	Buildings and Grounds	8,989.00	Transfers to Tax Title Liens or Foreclosed	
Other Public Works		Library and Education		Balance December 31, 1993	
HEALTH and WELFARE		Conservation		TAX TITLE LIENS OUTSTANDING	
Health Services Except Environmental		All Other		Balance January 1, 1993	20,561.38
Welfare-Public Assistance	3,250.00			Transfer From Taxes	6,152.04
Hospital, Clinics, First Aid		CAPITAL DEBT AUTHORIZED, DECEMBER 31, 1993		Redeemed In 1993	14,394.10
Animal, Insect, & Rodent Control	7,000.00	ISSUED AND UNISSUED	GROSS DEBT	Cancelled, Abated or Adjusted (1993)	
Other Welfare Services		School	1,095,000	Transfer to Foreclosed Property	
RECREATION and CONSERVATION		Self-Liquidating		Balance December 31, 1993	12,319.32
Beaches and Boardwalks		Other		PROPERTY ACQUIRED BY DEED OR	
Parks, Playgrounds, Shade Trees		Total	1,095,000	FORECLOSURE	
Land Reclamation & Conservation	8,600.00	ISSUED AND OUTSTANDING		Balance January 1, 1993	
Other Recreational Services	24,450.00	School	1,095,000.00	Transfers From Taxes or Liens	
EDUCATION (excluding schools)		Self-Liquidating		Sale For Cash (1993)	
Libraries		Other		Cancelled, Abated or Adjusted (1993)	
Other Educational Services		Total	1,095,000.00	Balance December 31, 1993	
STATUTORY EXPENDITURES		EQUALIZED VALUATION BASIS		CURRENT FINANCES DECEMBER 31, 1993	
Pensions & F. I. C. A.	38,000.00	FOR NET DEBT COMPUTATION	269,518,768	ASSETS	
Employee Fringe Benefits	44,280.00	REAL PROPERTY VALUATIONS		Cash Dec. 31, 1993	1,556,320.07
Other Statutory Expenditures		Code Class # of Parcels % VAL'N ASSESSED VALUATION		Taxes Receivable	76,790.75
CETA And Other Public Employment Programs		1 Vacant Land 220 5.30 13,140,050.00		Tax Title Liens	12,319.32
MUNICIPAL FUNCTIONS		2 Residential 1528 84.76 210,200,500.00		Foreclosed Property	
CAPITAL IMPROVEMENTS	*MEMO*	3 Farm 165 3.82 9,485,950.00		Emergencies & Other Deferred Charges	
DEBT SERVICE		4a Commercial 19 5.81 14,413,100.00		State and Federal Aid Receivable	
Principal Payments		4b Industrial 1 .30 741,900.00		Other Receivables	11,588.10
Interest Payments		4c Apartments		Total	1,657,018.24
DEFERRED CHARGES		Total 1933 247,981,500.00		LIABILITIES, RESERVES, AND SURPLUS	
SCHOOL, COUNTY, SPECIAL DISTRICT TAXES	22,437.94	Land Area 20.30 Sq. Miles		Cash Liabilities	405,825.14
RESERVE FOR UNCOLLECTED TAXES	5,016,440.77	Net Valuation Taxable-Municipal	250,011,600	Reserves for Receivables	100,693.17
EXPENDITURES		Net Valuation Taxable-County	271,739,429	Surplus Dec. 31, 1993	1,150,494.93
TOTAL		State Equalized Valuation	266,741,351	Total	1,657,018.24
		State Equalization Ratio	93.68		

0201

Population 1990 5,900
 Population 1993 6,042
 S & P Rating
 Moody Rating A A3

General Tax Rate Per \$100. 2.92
 State Equalized Tax Rate 1.96

ALLENDALE BOROUGH - BERGEN CO.

Form of Government:

Borough Council

Number of Members on Governing Body - 6

PER CAPITA

Gross Debt 1,279.26
 Net Debt 1,053.48
 Debt Service 102.97
 Total Tax Levy 2,350.36
 Municipal Expenditures 1,041.76

PER CENT.

Gross Debt 1.03
 Net Debt .89
 Tax Levy Collected 98.16
 Tax Levy Cancelled, Abated or Adjusted .02

EXPENDITURES		REVENUES-REALIZED		1993 PROPERTY TAX	
GENERAL GOVERNMENT		1993 Property Taxes Collected		STATE EQUALIZED TAX RATE	
Governing Body & Public Boards		1993 Payments in Lieu of Taxes	13,985,451.82	Local District School Taxes	5,673,047.50
Municipal Clerk	21,500.00	Delinquent Tax & Lien Collections	5,596.41	Regional & Consolidated School Tax	3,061,273.89
Financial Administration	262,660.69	Business Personalty Replacement Taxes	200,757.23	School Taxes in Municipal Budget	
Assessment of Taxes	120,313.30	Taxes From Public Utilities	46,442.04	County Taxes	1,996,732.70
Collection of Taxes	9,275.18	Other Miscellaneous Tax Revenues	1,189,647.39	County Library Taxes	
Planning, Housing & Development	84,607.00	State Aid Revenues	301,890.81	Local Municipal Purpose Taxes	3,428,982.69
Human Resources		Federal Aid Revenues		Veteran & Senior Citizen Taxes	23,900.00
Elections				Total Taxes for Rate Computation	14,183,936.78
General Administration (other)	419,442.16			Special District Taxes	
JUDICIARY				Bank Corp. Taxes	
Municipal Courts	34,477.64			Added and Omitted Taxes	43,831.93
PUBLIC SAFETY				Total Taxes Levied - ABSTRACT	14,203,868.71
Fire Protection	531,014.92			Total Taxes Billed	14,248,062.31
Police Protection	1,149,325.40			1993 TAXES COLLECTED	13,985,451.82
Civil Defense & Disaster Control	1,000.00			1993 Taxes Cancelled, Abated or Adjusted	3,346.32
Environmental Inspection & Control	70,514.94			Transfer to Tax Title Liens or Foreclosed	23,406.72
Other Public Safety				Balance Outstanding Dec. 31, 1993	235,857.45
PUBLIC WORKS				PRIOR YEARS TAXES OUTSTANDING	
Streets and Drainage	506,060.07			Balance January 1, 1993	227,475.73
Sewers and Sewage Processing	912,000.00			Collected in 1993	200,757.23
Garbage and Trash Disposal				Cancelled, Abated or Adjusted 1993	13.73
Public Buildings and Grounds	97,543.56			Transfers to Tax Title Liens or Foreclosed	22,454.86
Other Public Works	33,000.00			Balance December 31, 1993	4,249.96
HEALTH and WELFARE				TAX TITLE LIENS OUTSTANDING	
Health Services Except Environmental	30,680.23			Balance January 1, 1993	4,334.99
Welfare-Public Assistance				Transfer From Taxes	51,526.42
Hospital, Clinics, First Aid				Redeemed In 1993	
Animal, Insect, & Radent Control				Cancelled, Abated or Adjusted (1993)	
Other Welfare Services				Transfer to Foreclosed Property	
RECREATION and CONSERVATION				Balance December 31, 1993	55,861.41
Beaches and Boardwalks	22,100.00			PROPERTY ACQUIRED BY DEED OR	
Parks, Playgrounds, Shade Trees	67,044.59			FORECLOSURE	
Land Reclamation & Conservation	150,300.00			Balance January 1, 1993	
Other Recreational Services				Transfers From Taxes or Liens	
EDUCATION (excluding schools)				Sale For Cash (1993)	
Libraries	273,116.00			Cancelled, Abated or Adjusted (1993)	
Other Educational Services				Balance December 31, 1993	
STATUTORY EXPENDITURES				CURRENT FINANCES DECEMBER 31, 1993	
Pensions & F. I. C. A.	264,764.70			ASSETS	
Employee Fringe Benefits	284,200.00			Cash Dec. 31, 1993	1,360,040.18
Other Statutory Expenditures				Taxes Receivable	240,107.41
CETA And Other Public Employment Programs				Tax Title Liens	55,861.41
MUNICIPAL FUNCTIONS	5,344,941.38			Foreclosed Property	
CAPITAL IMPROVEMENTS	70,000.00			Emergencies & Other Deferred Charges	200,000.00
DEBT SERVICE				State and Federal Aid Receivable	
Principal Payments	423,852.00			Other Receivables	7,571.60
Interest Payments	198,285.20			Total	1,863,580.60
DEFERRED CHARGES				LIABILITIES, RESERVES, AND SURPLUS	
SCHOOL, COUNTY, SPECIAL DISTRICT TAXES	10,731,034.09			Cash Liabilities	778,098.91
RESERVE FOR UNCOLLECTED TAXES	327,251.01			Reserves for Receivables	303,540.42
EXPENDITURES	17,025,393.68			Surplus Dec. 31, 1993	781,941.27
				Total	1,863,580.60

1331

Population 1990
Population 1993
S & P Rating
Moody Rating

759
734

General Tax Rate Per \$100.

1.45

State Equalized Tax Rate

1.52

ALLENHURST BOROUGH - MONMOUTH CO.

Form of Government:

Commission (1911)

Number of Members on Governing Body - 3

PER CAPITA:

Gross Debt 2,131.64
Net Debt 2,131.64
Debt Service 326.47
Total Tax Levy 2,223.94
Municipal Expenditures 2,794.00

PER CENT:

Gross Debt 1.42
Net Debt 1.42
Tax Levy Collected 95.25
Tax Levy Cancelled, Abated or Adjusted .74

EXPENDITURES		REVENUES-REALIZED		1993 PROPERTY TAX	
GENERAL GOVERNMENT				STATE EQUALIZED TAX RATE	
Governing Body & Public Boards				Local District School Taxes	.18 190,109.00
Municipal Clerk				Regional & Consolidated School Tax	
Financial Administration	45,325.00	1993 Property Taxes Collected	1,576,299.18	School Taxes in Municipal Budget	
Assessment of Taxes	9,250.00	1993 Payments in Lieu of Taxes		County Taxes	-.49 *
Collection of Taxes	4,150.00	Delinquent Tax & Lien Collections	47,660.14	County Library Taxes	.02 21,703.27
Planning, Housing & Development	3,500.00	Business Personalty Replacement Taxes	11,771.28	Local Municipal Purpose Taxes	-.82 886,927.85
Human Resources	4,216.00	Taxes From Public Utilities	187,094.00	Veteran & Senior Citizen Taxes	4,150.00
Elections	470.00	Other Miscellaneous Tax Revenues		Total Taxes for Rate Computation	1.51 1,632,177.54
General Administration (other)	232,195.65	State Aid Revenues	38,090.50	Special District Taxes	
JUDICIARY		Federal Aid Revenues	1,106.13	Bank Corp. Taxes	
Municipal Courts	19,948.98			Added and Omitted Taxes	4,342.96
PUBLIC SAFETY		Sale of Acquired Property		Total Taxes Levied - ABSTRACT	1,632,370.50
Fire Protection	37,644.33	Other Miscellaneous Revenues	892,473.79	Total Taxes Billed	1,637,624.20
Police Protection	551,261.50		2,754,495.02	1993 TAXES COLLECTED	1,576,299.18
Civil Defense & Disaster Control	21,830.50	Prior Years Surplus Appropriated	87,000.00	1993 Taxes Cancelled, Abated or Adjusted	12,387.39
Environmental Inspection & Control	7,025.00	REVENUES TOTAL	2,841,495.02	Transfer to Tax Title Liens or Foreclosed	
Other Public Safety		Reserve For Uncollected Taxes	56,716.85	Balance Outstanding Dec. 31, 1993	48,937.13
PUBLIC WORKS		CAPITAL OUTLAY TOTAL	710,474.68	PRIOR YEARS TAXES OUTSTANDING	
Streets and Drainage	58,400.00			Balance January 1, 1993	47,660.14
Sewers and Sewage Processing		Public Enterprises	68,536.52	Collected in 1993	47,660.14
Gorbage and Trash Disposal	208,651.00	Recreation-Culture	35,797.64	Cancelled, Abated or Adjusted 1993	
Public Buildings and Grounds	14,234.99	Public Works	570,906.38	Transfers to Tax Title Liens or Foreclosed	
Other Public Works	15,847.00	Buildings and Grounds	35,234.14	Balance December 31, 1993	
HEALTH and WELFARE		Library and Education		TAX TITLE LIENS OUTSTANDING	
Health Services Except Environmental	7,350.00	Conservation		Balance January 1, 1993	
Welfare-Public Assistance	160.00	All Other		Transfer From Taxes	
Hospital, Clinics, First Aid		CAPITAL DEBT AUTHORIZED, DECEMBER 31, 1993		Redeemed In 1993	
Animal, Insect, & Rodent Control		ISSUED AND UNISSUED		Cancelled, Abated or Adjusted (1993)	
Other Welfare Services		School		Transfer to Foreclosed Property	
RECREATION and CONSERVATION		Self-Liquidating	361,343	Balance December 31, 1993	
Beaches and Boardwalks	251,669.09	Other	1,203,277	PROPERTY ACQUIRED BY DEED OR	
Parks, Playgrounds, Shade Trees	50.00	Total	1,564,621	FORECLOSURE	
Land Reclamation & Conservation	4,175.20			Balance January 1, 1993	
Other Recreational Services	2,800.00	ISSUED AND OUTSTANDING		Transfers From Taxes or Liens	
EDUCATION (excluding schools)		School		Sale For Cash (1993)	
Libraries		Self-Liquidating	192,500.00	Cancelled, Abated or Adjusted (1993)	
Other Educational Services		Other	756,875.00	Balance December 31, 1993	
STATUTORY EXPENDITURES		Total	949,375.00	CURRENT FINANCES DECEMBER 31, 1993	
Pensions & F. I. C. A.	63,983.68	EQUALIZED VALUATION BASIS		ASSETS	
Employee Fringe Benefits	165,000.00	FOR NET DEBT COMPUTATION	110,546,221	Cash Dec. 31, 1993	228,917.75
Other Statutory Expenditures	3,000.00	REAL PROPERTY VALUATIONS		Taxes Receivable	48,937.13
CETA And Other Public Employment Programs		Code Class # of Parcels % VAL'N	ASSESSED VALUATION	Tax Title Liens	
MUNICIPAL FUNCTIONS TOTAL	1,732,137.92	1 Vacant Land 10 .88	979,400.00	Foreclosed Property	
CAPITAL IMPROVEMENTS *MEMO*	10,000.00	2 Residential 294 85.13	95,063,600.00	Emergencies & Other Deferred Charges	12,724.72
DEBT SERVICE		3 Farm		State and Federal Aid Receivable	
Principal Payments	183,517.82	4a Commercial 25 10.25	11,449,300.00	Other Receivables	6,557.10
Interest Payments	51,114.17	4b Industrial 1 2.50	2,788,000.00	Total	297,136.70
		4c Apartments 5 1.25	1,391,300.00	LIABILITIES, RESERVES, AND SURPLUS	
		Total 335	111,671,600.00	Cash Liabilities	72,596.71
DEFERRED CHARGES	22,309.32	Land Area .30 Sq. Miles		Reserves for Receivables	55,404.23
SCHOOL, COUNTY, SPECIAL DISTRICT TAXES	741,099.69	Net Valuation Taxable-Municipal	111,964,853	Surplus Dec. 31, 1993	169,045.74
RESERVE FOR UNCOLLECTED TAXES	56,716.85	Net Valuation Taxable-County	115,560,696	Total	297,136.70
EXPENDITURES TOTAL	2,791,895.77	State Equalized Valuation	107,700,774		
		State Equalization Ratio	103.97		

*Includes County Health Services Taxes, County Vocational School Taxes, or County Open Space Tax See Table 13

Population 1990 1,323
 Population 1993 1,393
 S & P Rating
 Maady Rating

General Tax Rate Per \$100. 3.30
 State Equalized Tax Rate 2.42

ALLENTOWN BOROUGH - MONMOUTH CO.

Form of Government:

Borough Council

Number of Members on Governing Body - 6

PER CAPITA

Gross Debt 2,065.92
 Net Debt 113.53
 Debt Service 28.59
 Total Tax Levy 1,129.52
 Municipal Expenditures 651.73

PER CENT

Gross Debt 4.54
 Net Debt .25
 Tax Levy Collected 93.98
 Tax Levy Cancelled, Abated or Adjusted .29

EXPENDITURES		REVENUES-REALIZED		1993 PROPERTY TAX	
GENERAL GOVERNMENT				STATE EQUALIZED TAX RATE →	
Governing Body & Public Boords		1993 Property Taxes Collected	2,010,039.34	Local District School Taxes	
Municipal Clerk		1993 Payments in Lieu of Taxes		Regional & Consolidated School Tax	1.30
Financial Administration	51,200.00	Delinquent Tax & Lien Collections	76,344.05	School Taxes in Municipal Budget	
Assessment of Taxes	7,636.00	Business Personalty Replacement Taxes	7,196.44	County Taxes	.47
Collection of Taxes	21,792.00	Taxes From Public Utilities	75,716.00	County Library Taxes	.02
Planning, Housing & Development	10,505.20	Other Miscellaneous Tax Revenues		Local Municipal Purpose Taxes	.63
Human Resources	81,620.74	State Aid Revenues	149,290.12	Veteron & Senior Citizen Taxes	
Elections	525.00	Federal Aid Revenues		Total Taxes for Rate Computation	2.42
General Administration (other)	127,683.00			Special District Taxes	
JUDICIARY		Sale of Acquired Property		Bank Corp. Taxes	
Municipal Courts	48,310.12	Other Miscellaneous Revenues	197,575.68	Added and Omitted Taxes	
PUBLIC SAFETY		Total	2,516,161.63	Total Taxes Levied - ABSTRACT	2,136,294.57
Fire Protection	47,020.80	Prior Years Surplus Appropriated	230,000.00	Total Taxes Billed	2,138,815.44
Police Protection	275,632.31	REVENUES TOTAL	2,746,161.63	1993 TAXES COLLECTED	2,010,039.34
Civil Defense & Disaster Control	300.00	Reserve For Uncollected Taxes	147,784.91	1993 Taxes Cancelled, Abated or Adjusted	6,175.59
Environmental Inspection & Control	30,448.20	CAPITAL OUTLAY TOTAL	29,270.00	Transfer to Tax Title Liens or Foreclosed	11,054.79
Other Public Safety				Balance Outstanding Dec. 31, 1993	111,545.72
PUBLIC WORKS				PRIOR YEARS TAXES OUTSTANDING	
Streets and Drainage	65,135.70	Public Enterprises	21,635.85	Balance January 1, 1993	81,014.83
Sewers and Sewage Processing		Recreation-Culture		Collected in 1993	73,991.29
Garbage and Trash Disposal	102,000.00	Public Works	7,634.15	Cancelled, Abated or Adjusted 1993	.39
Public Buildings and Grounds	33,302.32	Buildings and Grounds		Transfers to Tax Title Liens or Foreclosed	6,992.64
Other Public Works	6,000.00	Library and Education		Balance December 31, 1993	30.51
HEALTH and WELFARE		Conservation		TAX TITLE LIENS OUTSTANDING	
Health Services Except Environmental	600.00	All Other		Balance January 1, 1993	28,233.27
Welfare-Public Assistance	4,643.80			Transfer From Taxes	19,431.71
Hospital, Clinics, First Aid		CAPITAL DEBT AUTHORIZED, DECEMBER 31, 1993		Redeemed In 1993	2,352.75
Animal, Insect, & Rodent Control		ISSUED AND UNISSUED		Cancelled, Abated or Adjusted (1993)	
Other Welfare Services		School	93,839	Transfer to Foreclosed Property	
RECREATION and CONSERVATION		Self-Liquidating	3,601,923	Balance December 31, 1993	45,312.22
Beaches and Boardwalks		Other	215,015	PROPERTY ACQUIRED BY DEED OR	
Parks, Playgrounds, Shade Trees	950.00	Total	3,910,777	FORECLOSURE	
Land Reclamation & Conservation	5,623.20	ISSUED AND OUTSTANDING		Balance January 1, 1993	8,700.00
Other Recreational Services	4,875.00	School	93,839.16	Transfers From Taxes or Liens	
EDUCATION (excluding schools)		Self-Liquidating	3,101,873.54	Sale For Cash (1993)	
Libraries	5,000.00	Other	145,000.00	Cancelled, Abated or Adjusted (1993)	
Other Educational Services		Total	3,340,712.70	Balance December 31, 1993	8,700.00
STATUTORY EXPENDITURES		EQUALIZED VALUATION BASIS		CURRENT FINANCES DECEMBER 31, 1993	
Pensions & F. I. C. A.	40,049.00	FOR NET DEBT COMPUTATION	86,167,654	ASSETS	
Employee Fringe Benefits	55,200.00	REAL PROPERTY VALUATIONS		Cash Dec. 31, 1993	447,922.07
Other Statutory Expenditures		Code Class # of Parcels % VAL'N	ASSESSED VALUATION	Taxes Receivable	111,576.23
CETA And Other Public Employment Programs		1 Vacant Land 31 2.72	1,699,400.00	Tax Title Liens	45,312.22
MUNICIPAL FUNCTIONS TOTAL	1,026,052.39	2 Residential 537 84.33	52,674,100.00	Foreclosed Property	8,700.00
CAPITAL IMPROVEMENTS *MEMO*	10,000.00	3 Form 4 .01	6,600.00	Emergencies & Other Deferred Charges	
DEBT SERVICE		4a Commercial 37 10.18	6,357,350.00	State and Federal Aid Receivable	
Principal Payments	45,000.00	4b Industrial 2 2.77	1,727,600.00	Other Receivables	13,674.03
Interest Payments	9,123.75	4c Apartments 611	62,465,050.00	Total	627,184.55
DEFERRED CHARGES	5,859.95	Total Land Area 60 Sq. Miles		LIABILITIES, RESERVES, AND SURPLUS	
SCHOOL, COUNTY, SPECIAL DISTRICT TAXES	1,565,404.43	Net Valuation Taxable-Municipal	64,343,994	Cash Liabilities	112,290.94
RESERVE FOR UNCOLLECTED TAXES	147,734.91	Net Valuation Taxable-County	88,366,113	Reserves for Receivables	179,262.48
EXPENDITURES TOTAL	2,800,230.43	State Equalized Valuation	86,888,533	Surplus Dec. 31, 1993	335,631.13
		State Equalization Ratio	73.48	Total	627,184.55

*Includes County Health Services Taxes, County Vocational School Taxes, or County Open Space Tax. See Table 13.

1731

Population 1990 **2,795**
 Population 1993 **2,897**
 S & P Rating
 Moody Rating

General Tax Rate Per \$100. **3.44**
 State Equalized Tax Rate **1.79**

ALLOWAY TOWNSHIP - SALEM COUNTY
 Form of Government:
Township Committee
 Number of Members on Governing Body - 3

PER CAPITA
 Gross Debt **710.74**
 Net Debt **91.13**
 Debt Service **17.63**
 Total Tax Levy **912.78**
 Municipal Expenditures **384.68**

PER CENT.
 Gross Debt **1.51**
 Net Debt **.19**
 Tax Levy Collected **89.72**
 Tax Levy Cancelled, Abated or Adjusted **.04**

EXPENDITURES		REVENUES-REALIZED		1993 PROPERTY TAX	
GENERAL GOVERNMENT				STATE EQUALIZED TAX RATE 1.79	
Governing Body & Public Boards		1993 Property Taxes Collected	2,379,185.67	Local District School Taxes	1.02
Municipal Clerk		1993 Payments in Lieu of Taxes		Regional & Consolidated School Tax	1,496,609.00
Financial Administration	30,000.00	Delinquent Tax & Lien Collections	308,495.04	School Taxes in Municipal Budget	
Assessment of Taxes	14,900.00	Business Personalty Replacement Taxes	29,017.88	County Taxes	.74
Collection of Taxes	20,203.38	Taxes From Public Utilities	223,053.00	County Library Taxes	
Planning, Housing & Development	19,700.00	Other Miscellaneous Tax Revenues		Local Municipal Purpose Taxes	.03
Human Resources	19,918.96	State Aid Revenues	99,808.00	Veteran & Senior Citizen Taxes	38,193.23
Elections	255.00	Federal Aid Revenues	13,435.96	Total Taxes for Rate Computation	1.79
General Administration (other)	217,756.71			Special District Taxes	
JUDICIARY				Bank Corp. Taxes	
Municipal Courts	19,500.00	Sale of Acquired Property		Added and Omitted Taxes	22,670.04
PUBLIC SAFETY		Other Miscellaneous Revenues	239,077.97	Total Taxes Levied - ABSTRACT	2,644,324.48
Fire Protection	16,402.00		3,292,073.52	Total Taxes Billed	2,651,827.60
Police Protection	6,250.00	Prior Years Surplus Appropriated	186,000.01	1993 TAXES COLLECTED	2,379,185.67
Civil Defense & Disaster Control	7,265.00	REVENUES TOTAL	3,478,073.53	1993 Taxes Cancelled, Abated or Adjusted	1,048.46
Environmental Inspection & Control	21,500.00	Reserve For Uncollected Taxes	315,723.80	Transfer to Tax Title Liens or Foreclosed	15,175.16
Other Public Safety				Balance Outstanding Dec. 31, 1993	256,418.29
PUBLIC WORKS		CAPITAL OUTLAY TOTAL		PRIOR YEARS TAXES OUTSTANDING	
Streets and Drainage	94,000.00			Balance January 1, 1993	289,674.66
Sewers and Sewage Processing		Public Enterprises		Collected in 1993	282,490.11
Garbage and Trash Disposal	110,965.07	Recreation-Culture		Cancelled, Abated or Adjusted 1993	
Public Buildings and Grounds	22,400.00	Public Works		Transfers to Tax Title Liens or Foreclosed	2,319.95
Other Public Works	64,100.00	Buildings and Grounds		Balance December 31, 1993	4,864.60
HEALTH and WELFARE		Library and Education		TAX TITLE LIENS OUTSTANDING	
Health Services Except Environmental	925.00	Conservation		Balance January 1, 1993	37,230.65
Welfare-Public Assistance	4,800.00	All Other		Transfer From Taxes	18,068.71
Hospital, Clinics, First Aid				Redeemed In 1993	26,004.93
Animal, Insect, & Rodent Control	8,404.49			Cancelled, Abated or Adjusted (1993)	
Other Welfare Services				Transfer to Foreclosed Property	
RECREATION and CONSERVATION				Balance December 31, 1993	29,294.43
Beaches and Boardwalks				PROPERTY ACQUIRED BY DEED OR	
Parks, Playgrounds, Shade Trees	2,000.00			FORECLOSURE	
Land Reclamation & Conservation				Balance January 1, 1993	1,017,500.00
Other Recreational Services	200.00			Transfers From Taxes or Liens	
EDUCATION (excluding schools)				Sale For Cash (1993)	
Libraries				Cancelled, Abated or Adjusted (1993)	
Other Educational Services	100.00			Balance December 31, 1993	1,017,500.00
STATUTORY EXPENDITURES				CURRENT FINANCES DECEMBER 31, 1993	
Pensions & F. I. C. A.	20,849.00			ASSETS	
Employee Fringe Benefits	17,000.00			Cash Dec. 31, 1993	686,609.39
Other Statutory Expenditures				Taxes Receivable	261,282.89
CETA And Other Public Employment Programs				Tax Title Liens	29,294.43
MUNICIPAL FUNCTIONS TOTAL	739,394.61			Foreclosed Property	1,017,500.00
CAPITAL IMPROVEMENTS *MEMO*				Emergencies & Other Deferred Charges	68,229.11
DEBT SERVICE				State and Federal Aid Receivable	
Principal Payments	36,000.00			Other Receivables	5,510.61
Interest Payments	15,093.83			Total	2,068,426.43
DEFERRED CHARGES	8,225.24			LIABILITIES, RESERVES, AND SURPLUS	
SCHOOL, COUNTY, SPECIAL DISTRICT TAXES	2,583,461.16			Cash Liabilities	446,930.64
RESERVE FOR UNCOLLECTED TAXES	315,723.80			Reserves for Receivables	1,313,587.93
EXPENDITURES TOTAL	3,697,888.64			Surplus Dec. 31, 1993	307,907.86
				Total	2,068,426.43

1987-3000

Population 1990 2,530
 Population 1993 2,535
 S & P Rating
 Moody Rating 9AA

General Tax Rate Per \$100.

2.22

State Equalized Tax Rate

2.27

ALPHA BOROUGH - WARREN COUNTY

Form of Government:

Borough Council

Number of Members on Governing Body - 6

PER CAPITA

Gross Debt 751.33
 Net Debt 545.15
 Debt Service 45.36
 Total Tax Levy 1,025.68
 Municipal Expenditures 502.18

PER CENT:

Gross Debt 1.55
 Net Debt 1.19
 Tax Levy Collected 92.93
 Tax Levy Cancelled, Abated or Adjusted

EXPENDITURES		REVENUES-REALIZED		1993 PROPERTY TAX	
GENERAL GOVERNMENT				STATE EQUALIZED TAX RATE ———→	
Governing Body & Public Boards		1993 Property Taxes Collected	2,419,965.32	Local District School Taxes 1.20	1,374,771.00
Municipal Clerk		1993 Payments in Lieu of Taxes		Regional & Consolidated School Tax	
Financial Administration	25,100.00	Delinquent Tax & Lien Collections	177,172.00	School Taxes in Municipal Budget	
Assessment of Taxes	12,686.00	Business Personalty Replacement Taxes	32,334.02	County Taxes .64	733,533.48
Collection of Taxes	12,533.00	Taxes From Public Utilities	137,834.00	County Library Taxes	
Planning, Housing & Development	14,178.00	Other Miscellaneous Tax Revenues		Local Municipal Purpose Taxes .43	490,514.00
Human Resources	8,694.00	State Aid Revenues	170,536.70	Veteran & Senior Citizen Taxes	51,250.00
Elections	1,100.00	Federal Aid Revenues		Total Taxes for Rate Computation 2.27	2,650,068.48
General Administration (other)	138,930.00			Special District Taxes	
JUDICIARY		Sale of Acquired Property		Bank Corp. Taxes	
Municipal Courts	10,547.00	Other Miscellaneous Revenues	153,053.53	Added and Omitted Taxes	1,270.75
PUBLIC SAFETY		Total	3,090,895.57	Total Taxes Levied - ABSTRACT	2,600,089.23
Fire Protection	36,712.00	Prior Years Surplus Appropriated	253,600.00	Total Taxes Billed	2,604,051.05
Police Protection	186,600.00	REVENUES TOTAL	3,344,495.57	1993 TAXES COLLECTED	2,419,965.32
Civil Defense & Disaster Control	1,070.00	Reserve For Uncollected Taxes	248,036.00	1993 Taxes Cancelled, Abated or Adjusted	
Environmental Inspection & Control	13,310.00	CAPITAL OUTLAY TOTAL	477,057.07	Transfer to Tax Title Liens or Foreclosed	
Other Public Safety				Balance Outstanding Dec. 31, 1993	184,085.73
PUBLIC WORKS		Public Enterprises	304,381.71	PRIOR YEARS TAXES OUTSTANDING	
Streets and Drainage	101,770.00	Recreation-Culture		Balance January 1, 1993	164,261.48
Sewers and Sewage Processing		Public Works	157,769.16	Collected in 1993	162,098.93
Garbage and Trash Disposol	151,865.00	Buildings and Grounds	14,956.20	Cancelled, Abated or Adjusted 1993	
Public Buildings and Grounds	52,000.00	Library and Education		Transfers to Tax Title Liens or Foreclosed	
Other Public Works		Conservation		Balance December 31, 1993	2,162.55
HEALTH and WELFARE		All Other		TAX TITLE LIENS OUTSTANDING	
Health Services Except Environmental	80.00			Balance January 1, 1993	174,606.52
Welfare-Public Assistance	803.00			Transfer From Taxes	
Hospital, Clinics, First Aid				Redeemed In 1993	15,073.07
Animal, Insect, & Rodent Control	2,700.00			Cancelled, Abated or Adjusted (1993)	
Other Welfare Services				Transfer to Foreclosed Property	
RECREATION and CONSERVATION				Balance December 31, 1993	159,533.45
Beaches and Boardwalks				PROPERTY ACQUIRED BY DEED OR	
Parks, Playgrounds, Shade Trees				FORECLOSURE	
Land Reclamation & Conservation				Balance January 1, 1993	28,092.50
Other Recreational Services				Transfers From Taxes or Liens	
EDUCATION (excluding schools)				Sale For Cash (1993)	
Libraries	38,213.00			Cancelled, Abated or Adjusted (1993)	
Other Educational Services				Balance December 31, 1993	28,092.50
STATUTORY EXPENDITURES				CURRENT FINANCES DECEMBER 31, 1993	
Pensions & F. I. C. A.	32,042.00			ASSETS	
Employee Fringe Benefits	42,700.00			Cash Dec. 31, 1993	944,143.20
Other Statutory Expenditures	1,500.00			Taxes Receivable	186,248.28
CETA And Other Public Employment Programs				Tax Title Liens	159,533.45
MUNICIPAL FUNCTIONS				Foreclosed Property	28,092.50
CAPITAL IMPROVEMENTS	15,000.00			Emergencies & Other Deferred Charges	21,800.00
DEBT SERVICE				State and Federal Aid Receivable	1,745.09
Principal Payments	40,000.00			Other Receivables	47,669.23
Interest Payments	75,000.00			Total	1,389,231.75
DEFERRED CHARGES				LIABILITIES, RESERVES, AND SURPLUS	
SCHOOL, COUNTY, SPECIAL DISTRICT TAXES	2,108,304.48			Cash Liabilities	304,219.37
RESERVE FOR UNCOLLECTED TAXES	248,036.00			Reserves for Receivables	421,543.46
EXPENDITURES TOTAL	3,331,320.48			Surplus Dec. 31, 1993	663,463.42
				Total	1,389,231.75

0222

Population 1990 1,716
 Population 1993 1,332
 S & P Rating AA+
 Moody Rating AA1

General Tax Rate Per \$100. .80
 State Equalized Tax Rate .84

ALPINE BOROUGH - BERGEN COUNTY

Form of Government:

Borough Council

Number of Members on Governing Body - 6

PER CAPITA

Gross Debt 1,409.67
 Net Debt 1,409.67
 Debt Service 190.24
 Total Tax Levy 3,397.98
 Municipal Expenditures 1,479.36

PER CENT.

Gross Debt .36
 Net Debt .36
 Tax Levy Collected 94.91
 Tax Levy Cancelled, Abated or Adjusted .44

EXPENDITURES		REVENUES-REALIZED		1993 PROPERTY TAX	
GENERAL GOVERNMENT		1993 Property Taxes Collected		STATE EQUALIZED TAX RATE	
Governing Body & Public Boards	30,000.00	1993 Payments in Lieu of Taxes		Local District School Taxes .37	
Municipal Clerk		Delinquent Tax & Lien Collections		Regional & Consolidated School Tax	
Financial Administration	45,440.00	Business Personalty Replacement Taxes		School Taxes in Municipal Budget	
Assessment of Taxes	12,810.00	Taxes From Public Utilities		County Taxes .28	
Collection of Taxes	15,679.00	Other Miscellaneous Tax Revenues		County Library Taxes	
Planning, Housing & Development	24,192.00	State Aid Revenues		Local Municipal Purpose Taxes .18	
Human Resources	75,924.00	Federal Aid Revenues		Veteran & Senior Citizen Taxes	
Elections	1,277.00	Sale of Acquired Property		Total Taxes for Rate Computation .83	
General Administration (other)	193,065.00	Other Miscellaneous Revenues		Special District Taxes	
JUDICIARY		Prior Years Surplus Appropriated		Bank Corp. Taxes	
Municipal Courts	33,069.00	REVENUES TOTAL		Added and Omitted Taxes	
PUBLIC SAFETY		CAPITAL OUTLAY TOTAL		Total Taxes Levied - ABSTRACT	
Fire Protection	66,698.00	Public Enterprises		Total Taxes Billed	
Police Protection	883,156.00	Recreation-Culture		1993 TAXES COLLECTED	
Civil Defense & Disaster Control	1,000.00	Public Works		1993 Taxes Cancelled, Abated or Adjusted	
Environmental Inspection & Control	38,593.00	Buildings and Grounds		Transfer to Tax Title Liens or Foreclosed	
Other Public Safety		Library and Education		Balance Outstanding Dec. 31, 1993	
PUBLIC WORKS		Conservation		PRIOR YEARS TAXES OUTSTANDING	
Streets and Drainage	179,905.00	All Other		Balance January 1, 1993	
Sewers and Sewage Processing		CAPITAL DEBT AUTHORIZED, DECEMBER 31, 1993		Collected in 1993	
Garbage and Trash Disposal	20,999.00	ISSUED AND UNISSUED		Cancelled, Abated or Adjusted 1993	
Public Buildings and Grounds	16,060.00	SCHOOL		Transfers to Tax Title Liens or Foreclosed	
Other Public Works		Self-Liquidating		Balance December 31, 1993	
HEALTH and WELFARE		Other		TAX TITLE LIENS OUTSTANDING	
Health Services Except Environmental	30,219.00	GROSS DEBT		Balance January 1, 1993	
Welfare-Public Assistance	347.00	NET DEBT		Transfer From Taxes	
Hospital, Clinics, First Aid		Total		Redeemed in 1993	
Animal, Insect, & Rodent Control	3,500.00	ISSUED AND OUTSTANDING		Cancelled, Abated or Adjusted (1993)	
Other Welfare Services		SCHOOL		Transfer to Foreclosed Property	
RECREATION and CONSERVATION		Self-Liquidating		Balance December 31, 1993	
Beaches and Boardwalks	1,000.00	Other		PROPERTY ACQUIRED BY DEED OR	
Parks, Playgrounds, Shade Trees	23,149.00	Total		FORECLOSURE	
Land Reclamation & Conservation	3,000.00	EQUALIZED VALUATION BASIS		Balance January 1, 1993	
Other Recreational Services		FOR NET DEBT COMPUTATION		Transfers From Taxes or Liens	
EDUCATION (excluding schools)		REAL PROPERTY VALUATIONS		Sale For Cash (1993)	
Libraries	500.00	Code Class # of Parcels % VAL'N		Cancelled, Abated or Adjusted (1993)	
Other Educational Services		ASSESSED VALUATION		Balance December 31, 1993	
STATUTORY EXPENDITURES		1 Vacant Land 118 11.04		CURRENT FINANCES DECEMBER 31, 1993	
Pensions & F. I. C. A.	34,190.00	2 Residential 588 84.14		ASSETS	
Employee Fringe Benefits	145,522.00	3 Farm		Cash Dec. 31, 1993	
Other Statutory Expenditures		4a Commercial 18 4.32		Taxes Receivable	
CETA And Other Public Employment Programs	1,884,294.00	4b Industrial		Tax Title Liens	
MUNICIPAL FUNCTIONS TOTAL	10,000.00	4c Apartments		Foreclosed Property	
CAPITAL IMPROVEMENTS *MEMO*		Total 724		Emergencies & Other Deferred Charges	
DEBT SERVICE		Land Area 6.20 Sq. Miles		State and Federal Aid Receivable	
Principal Payments	190,000.00	Net Valuation Taxable-Municipal		Other Receivables	
Interest Payments	158,519.00	Net Valuation Taxable-County		Total	
DEFERRED CHARGES	29,775.00	State Equalized Valuation		LIABILITIES, RESERVES, AND SURPLUS	
SCHOOL, COUNTY, SPECIAL DISTRICT TAXES	4,851,049.92	State Equalization Ratio		Cash Liabilities	
RESERVE FOR UNCOLLECTED TAXES	448,523.00			Reserves for Receivables	
EXPENDITURES TOTAL	7,562,160.92			Surplus Dec. 31, 1993	

1931

Population 1990
Population 1993
S & P Rating
Moody Rating

700
744

General Tax Rate Per \$100.
1.99
State Equalized Tax Rate
2.30

ANDOVER BOROUGH - SUSSEX COUNTY

Form of Government:
Borough Council

Number of Members on Governing Body - 6

PER CAPITA

Gross Debt 9.06
Net Debt 8.06
Debt Service
Total Tax Levy 1,145.91
Municipal Expenditures 570.32

PER CENT.

Gross Debt .02
Net Debt .02
Tax Levy Collected 90.17
Tax Levy Cancelled, Abated
or Adjusted .10

EXPENDITURES		REVENUES-REALIZED		1993 PROPERTY TAX	
GENERAL GOVERNMENT				STATE EQUALIZED TAX RATE	
Governing Body & Public Boards	23,104.00	1993 Property Taxes Collected		Local District School Taxes	
Municipal Clerk	18,180.00	1993 Payments in Lieu of Taxes		Regional & Consolidated School Tax 1.50	
Financial Administration	11,080.00	Delinquent Tax & Lien Collections		School Taxes in Municipal Budget	
Assessment of Taxes	6,668.00	Business Personalty Replacement Taxes		County Taxes .48	
Collection of Taxes	10,734.00	Taxes From Public Utilities		County Library Taxes .04	
Planning, Housing & Development	19,923.21	Other Miscellaneous Tax Revenues		Local Municipal Purpose Taxes .28	
Human Resources		State Aid Revenues		Veteran & Senior Citizen Taxes	
Elections		Federal Aid Revenues		Total Taxes for Rate Computation 2.30	
General Administration (other)	44,190.57	Sale of Acquired Property		Special District Taxes	
JUDICIARY		Other Miscellaneous Revenues		Bank Corp. Taxes	
Municipal Courts	24,829.00	Total		Added and Omitted Taxes	
PUBLIC SAFETY		Prior Years Surplus Appropriated		Total Taxes Levied - ABSTRACT	
Fire Protection	43,672.00	REVENUES TOTAL		Total Taxes Billed	
Police Protection	11,900.00	Reserve For Uncollected Taxes		1993 TAXES COLLECTED	
Civil Defense & Disaster Control	920.00	CAPITAL OUTLAY TOTAL		1993 Taxes Cancelled, Abated or Adjusted	
Environmental Inspection & Control	18,015.00			Transfer to Tax Title Liens or Foreclosed	
Other Public Safety				Balance Outstanding Dec. 31, 1993	
PUBLIC WORKS				PRIOR YEARS TAXES OUTSTANDING	
Streets and Drainage	41,610.00			Balance January 1, 1993	
Sewers and Sewage Processing	5,775.00			Collected in 1993	
Garbage and Trash Disposal	5,991.80			Cancelled, Abated or Adjusted 1993	
Public Buildings and Grounds	13,561.00			Transfers to Tax Title Liens or Foreclosed	
Other Public Works				Balance December 31, 1993	
HEALTH and WELFARE				TAX TITLE LIENS OUTSTANDING	
Health Services Except Environmental	4,725.00			Balance January 1, 1993	
Welfare-Public Assistance	687.00			Transfer From Taxes	
Hospital, Clinics, First Aid	500.00			Redeemed in 1993	
Animal, Insect, & Rodent Control	3,262.00			Cancelled, Abated or Adjusted (1993)	
Other Welfare Services				Transfer to Foreclosed Property	
RECREATION and CONSERVATION				Balance December 31, 1993	
Beaches and Boardwalks				PROPERTY ACQUIRED BY DEED OR	
Parks, Playgrounds, Shade Trees	14,105.42			FORECLOSURE	
Land Reclamation & Conservation				Balance January 1, 1993	
Other Recreational Services	3,000.00			Transfers From Taxes or Liens	
EDUCATION (excluding schools)				Sale For Cash (1993)	
Libraries				Cancelled, Abated or Adjusted (1993)	
Other Educational Services				Balance December 31, 1993	
STATUTORY EXPENDITURES				CURRENT FINANCES DECEMBER 31, 1993	
Pensions & F. I. C. A.	11,200.00			ASSETS	
Employee Fringe Benefits				Cash Dec. 31, 1993	
Other Statutory Expenditures	650.00			Taxes Receivable	
CETA And Other Public Employment Programs				Tax Title Liens	
MUNICIPAL FUNCTIONS TOTAL	338,283.00			Foreclosed Property	
CAPITAL IMPROVEMENTS *MEMO*	12,000.00			Emergencies & Other Deferred Charges	
DEBT SERVICE				State and Federal Aid Receivable	
Principal Payments				Other Receivables	
Interest Payments				Total	
DEFERRED CHARGES	7,725.00			LIABILITIES, RESERVES, AND SURPLUS	
SCHOOL, COUNTY, SPECIAL DISTRICT TAXES	748,327.63			Cash Liabilities	
RESERVE FOR UNCOLLECTED TAXES	78,311.00			Reserves for Receivables	
EXPENDITURES TOTAL	1,172,646.60			Surplus Dec. 31, 1993	
				Total	

1992

Population 1990 5,438
 Population 1993 5,556
 S & P Rating
 Moody Rating A

General Tax Rate Per \$100. 2.41
 State Equalized Tax Rate 2.33

ANDOVER TOWNSHIP - SUSSEX COUNTY

Form of Government:
Township Committee
 Number of Members on Governing Body - 5

PER CAPITA

Gross Debt 320.63
 Net Debt 320.63
 Debt Service 49.77
 Total Tax Levy 1,451.42
 Municipal Expenditures 610.90

PER CENT

Gross Debt .52
 Net Debt .52
 Tax Levy Collected 92.69
 Tax Levy Cancelled, Abated or Adjusted 1.42

EXPENDITURES		REVENUES-REALIZED		1993 PROPERTY TAX	
GENERAL GOVERNMENT				STATE EQUALIZED TAX RATE →	
Governing Body & Public Boards				Local District School Taxes	
Municipal Clerk				Regional & Consolidated School Tax 1.31	
Financial Administration	109,694.00	1993 Property Taxes Collected		School Taxes in Municipal Budget	
Assessment of Taxes	29,147.00	1993 Payments in Lieu of Taxes		County Taxes .41 *	
Collection of Taxes	35,071.00	Delinquent Tax & Lien Collections		County Library Taxes .03	
Planning, Housing & Development	59,173.92	Business Personalty Replacement Taxes		Local Municipal Purpose Taxes .57	
Human Resources	49,524.00	Taxes From Public Utilities		Veteran & Senior Citizen Taxes	
Elections		Other Miscellaneous Tax Revenues		Total Taxes for Rate Computation 2.32	
General Administration (other)	260,636.31	State Aid Revenues		Special District Taxes	
JUDICIARY		Federal Aid Revenues		Bank Corp. Taxes	
Municipal Courts	34,243.00	Sale of Acquired Property		Added and Omitted Taxes	
PUBLIC SAFETY		Other Miscellaneous Revenues		Total Taxes Levied - ABSTRACT	
Fire Protection	33,688.00	Prior Years Surplus Appropriated		Total Taxes Billed	
Police Protection	534,175.65	REVENUES TOTAL		1993 TAXES COLLECTED	
Civil Defense & Disaster Control		Reserve For Uncollected Taxes		1993 Taxes Cancelled, Abated or Adjusted	
Environmental Inspection & Control	33,345.29	CAPITAL OUTLAY TOTAL		Transfer to Tax Title Liens or Foreclosed	
Other Public Safety				Balance Outstanding Dec. 31, 1993	
PUBLIC WORKS				PRIOR YEARS TAXES OUTSTANDING	
Streets and Drainage	487,763.21	Public Enterprises		Balance January 1, 1993	
Sewers and Sewage Processing	29,558.00	Recreation-Culture		Collected in 1993	
Garbage and Trash Disposal	383,000.00	Public Works		Cancelled, Abated or Adjusted 1993	
Public Buildings and Grounds	57,200.00	Buildings and Grounds		Transfers to Tax Title Liens or Foreclosed	
Other Public Works		Library and Education		Balance December 31, 1993	
HEALTH and WELFARE		Conservation		TAX TITLE LIENS OUTSTANDING	
Health Services Except Environmental	9,513.00	All Other		Balance January 1, 1993	
Welfare-Public Assistance	8,853.00	CAPITAL DEBT AUTHORIZED, DECEMBER 31, 1993		Transfer From Taxes	
Hospital, Clinics, First Aid		ISSUED AND UNISSUED GROSS DEBT NET DEBT		Redeemed in 1993	
Animal, Insect, & Rodent Control	4,770.00	School		Cancelled, Abated or Adjusted (1993)	
Other Welfare Services		Self-Liquidating		Transfer to Foreclosed Property	
RECREATION and CONSERVATION		Other		Balance December 31, 1993	
Beaches and Boardwalks		Total		PROPERTY ACQUIRED BY DEED OR FORECLOSURE	
Parks, Playgrounds, Shade Trees	14,094.00			Balance January 1, 1993	
Land Reclamation & Conservation	5,500.00	ISSUED AND OUTSTANDING		Transfers From Taxes or Liens	
Other Recreational Services	3,000.00	School		Sale For Cash (1993)	
EDUCATION (excluding schools)		Self-Liquidating		Cancelled, Abated or Adjusted (1993)	
Libraries		Other		Balance December 31, 1993	
Other Educational Services		Total		CURRENT FINANCES DECEMBER 31, 1993	
STATUTORY EXPENDITURES		EQUALIZED VALUATION BASIS FOR NET DEBT COMPUTATION		ASSETS	
Pensions & F. I. C. A.	106,561.62	REAL PROPERTY VALUATIONS		Cash Dec. 31, 1993	
Employee Fringe Benefits	174,000.00	Code Class # of Parcels % VAL'N ASSESSED VALUATION		Taxes Receivable	
Other Statutory Expenditures	100.00	1 Vacant Land 373 10.88		Tax Title Liens	
CETA and Other Public Employment Programs		2 Residential 1591 64.15		Foreclosed Property	
MUNICIPAL FUNCTIONS TOTAL	2,462,611.00	3 Farm 275 6.12		Emergencies & Other Deferred Charges	
CAPITAL IMPROVEMENTS *MEMO*	100,000.00	4a Commercial 100 16.99		State and Federal Aid Receivable	
DEBT SERVICE		4b Industrial 11 1.19		Other Receivables	
Principal Payments	190,000.00	4c Apartments 10 .66		Total	
Interest Payments	80,973.78	Total 2360		LIABILITIES, RESERVES, AND SURPLUS	
DEFERRED CHARGES		Land Area 21.20 Sq. Miles		Cash Liabilities	
SCHOOL, COUNTY, SPECIAL DISTRICT TAXES	6,057,457.51	Net Valuation Taxable-Municipal		Reserves for Receivables	
RESERVE FOR UNCOLLECTED TAXES	630,000.00	Net Valuation Taxable-County		Surplus Dec. 31, 1993	
EXPENDITURES TOTAL	9,451,442.29	State Equalized Valuation		Total	
		State Equalization Ratio			

1-47 12/91

*Includes County Health Services Taxes, County Vocational School Taxes, or County Open Space Tax. See Table 13.

Population 1990 16,799
 Population 1993 15,772
 S & P Rating
 Moody Rating A

General Tax Rate Per \$100 3.61
 State Equalized Tax Rate 3.66

ASBURY PARK CITY - MONMOUTH CO.

Form of Government:

Council-Manager (1923)

Number of Members on Governing Body - 5

PER CAPITA:

Grass Debt 1,393.73
 Net Debt 333.74
 Debt Service 33.58
 Total Tax Levy 941.65
 Municipal Expenditures 1,326.76

PER CENT

Grass Debt 5.47
 Net Debt 1.31
 Tax Levy Collected 79.22
 Tax Levy Cancelled, Abated or Adjusted 1.31

EXPENDITURES		REVENUES-REALIZED		1993 PROPERTY TAX	
GENERAL GOVERNMENT				STATE EQUALIZED TAX RATE	
Governing Body & Public Boards	65,650.00	1993 Property Taxes Collected	11,765,284.00	Local District School Taxes	1.31 5,299,956.50
Municipal Clerk	129,109.00	1993 Payments in Lieu of Taxes	329,730.69	Regional & Consolidated School Tax	
Financial Administration	363,918.00	Delinquent Tax & Lien Collections	2,533,913.00	School Taxes in Municipal Budget	.01 32,000.00
Assessment of Taxes	111,732.00	Business Personalty Replacement Taxes	466,926.00	County Taxes	.43 1,936,711.36
Collection of Taxes	183,900.00	Taxes From Public Utilities	1,092,207.01	County Library Taxes	
Planning, Housing & Development	20,815.00	Other Miscellaneous Tax Revenues		Local Municipal Purpose Taxes	1.87 7,567,495.01
Human Resources	1,274,134.00	State Aid Revenues	8,152,406.83	Veteran & Senior Citizen Taxes	51,550.00
Elections	11,499.00	Federal Aid Revenues		Total Taxes for Rate Computation	3.67 14,887,712.97
General Administration (other)	1,771,866.00			Special District Taxes	
JUDICIARY		Sale of Acquired Property		Bank Corp. Taxes	
Municipal Courts	236,630.00	Other Miscellaneous Revenues	1,214,953.15	Added and Omitted Taxes	15,508.00
PUBLIC SAFETY		Total	25,555,320.68	Total Taxes Levied - ABSTRACT	14,851,670.87
Fire Protection	2,636,769.00	Prior Years Surplus Appropriated		Total Taxes Billed	14,851,671.00
Police Protection	3,280,970.00	REVENUES TOTAL	25,555,320.68	1993 TAXES COLLECTED	11,765,284.00
Civil Defense & Disaster Control	7,000.00	Reserve For Uncollected Taxes	3,235,829.70	1993 Taxes Cancelled, Abated or Adjusted	268,893.00
Environmental Inspection & Control	156,833.00	CAPITAL OUTLAY TOTAL	95,716.00	Transfer to Tax Title Liens or Foreclosed	1,219,670.00
Other Public Safety				Balance Outstanding Dec. 31, 1993	1,597,824.00
PUBLIC WORKS		Public Enterprises		PRIOR YEARS TAXES OUTSTANDING	
Streets and Drainage	493,600.00	Recreation-Culture	1,500.00	Balance January 1, 1993	1,906,173.00
Sewers and Sewage Processing	1,321,922.00	Public Works		Collected in 1993	1,177,517.00
Garbage and Trash Disposal		Buildings and Grounds	94,215.00	Cancelled, Abated or Adjusted 1993	86,957.00
Public Buildings and Grounds	174,273.00	Library and Education		Transfers to Tax Title Liens or Foreclosed	
Other Public Works	1,056,834.00	Conservation		Balance December 31, 1993	641,699.00
HEALTH and WELFARE		All Other		TAX TITLE LIENS OUTSTANDING	
Health Services Except Environmental		CAPITAL DEBT AUTHORIZED, DECEMBER 31, 1993		Balance January 1, 1993	3,854,631.00
Welfare-Public Assistance	120,450.00	ISSUED AND UNISSUED		Transfer From Taxes	1,219,670.00
Hospital, Clinics, First Aid		School	17,793,600	Redeemed in 1993	1,356,296.00
Animal, Insect, & Rodent Control		Self-Liquidating	140,680	Cancelled, Abated or Adjusted (1993)	
Other Welfare Services		Other	4,126,500	Transfer to Foreclosed Property	
RECREATION and CONSERVATION		Total	22,060,780	Balance December 31, 1993	3,718,005.00
Beaches and Boardwalks	6,500.00	ISSUED AND OUTSTANDING		PROPERTY ACQUIRED BY DEED OR FORECLOSURE	
Parks, Playgrounds, Shade Trees		School	12,526,300.00	Balance January 1, 1993	602,500.00
Land Reclamation & Conservation	271,726.00	Self-Liquidating		Transfers From Taxes or Liens	
Other Recreational Services	40,000.00	Other	1,224,000.00	Sale For Cash (1993)	
EDUCATION (excluding schools)		Total	13,750,300.00	Cancelled, Abated or Adjusted (1993)	
Libraries	231,000.00	EQUALIZED VALUATION BASIS FOR NET DEBT COMPUTATION	401,857,027	Balance December 31, 1993	602,500.00
Other Educational Services		REAL PROPERTY VALUATIONS		CURRENT FINANCES DECEMBER 31, 1993	
STATUTORY EXPENDITURES		Code Class # of Parcels % VAL'N ASSESSED VALUATION		ASSETS	
Pensions & F. I. C. A.	806,460.00	1 Vacant Land 268 1.23	4,874,100.00	Cash Dec. 31, 1993	6,496,538.00
Employee Fringe Benefits	1,420,000.00	2 Residential 2671 53.96	214,118,350.00	Taxes Receivable	2,239,523.00
Other Statutory Expenditures		3 Farm		Tax Title Liens	3,718,005.00
CETA And Other Public Employment Programs		4a Commercial 438 26.52	105,229,600.00	Foreclosed Property	602,500.00
MUNICIPAL FUNCTIONS		4b Industrial 5 .30	1,200,900.00	Emergencies & Other Deferred Charges	78,222.00
CAPITAL IMPROVEMENTS		4c Apartments 166 17.99	71,380,600.00	State and Federal Aid Receivable	820,063.00
DEBT SERVICE		Total 3548	396,803,550.00	Other Receivables	29,941.00
Principal Payments	340,000.00			Total	13,984,792.00
Interest Payments	189,657.25			LIABILITIES, RESERVES, AND SURPLUS	
TYPE I SCHL DEBT *MEMO				Cash Liabilities	6,466,740.00
	196,878.00			Reserves for Receivables	6,589,969.00
DEFERRED CHARGES				Surplus Dec. 31, 1993	928,083.00
SCHOOL, COUNTY, SPECIAL DISTRICT TAXES	7,268,667.86			Total	13,984,792.00
RESERVE FOR UNCOLLECTED TAXES	3,235,829.70				
EXPENDITURES TOTAL	27,873,934.12				

0102

Population 1990 37,986
 Population 1993 37,291
 S & P Rating A-
 Moody Rating AAA

General Tax Rate Per \$100. 2.50
 State Equalized Tax Rate 2.23

ATLANTIC CITY CITY - ATLANTIC COUNTY

Form of Government:

Mayor-Council Plan D (OMCL 50)

Number of Members on Governing Body - 5

PER CAPITA

Gross Debt 4,537.79
 Net Debt 1,795.47
 Debt Service 307.38
 Total Tax Levy 4,140.14
 Municipal Expenditures 3,556.78

PER CENT.

Gross Debt 2.37
 Net Debt .94
 Tax Levy Collected 94.29
 Tax Levy Cancelled, Abated or Adjusted .43

EXPENDITURES		REVENUES-REALIZED		1993 PROPERTY TAX	
GENERAL GOVERNMENT				STATE EQUALIZED TAX RATE	
Governing Body & Public Boards	1,363,794.18	1993 Property Taxes Collected		Local District School Taxes	38,159,033.50
Municipal Clerk		1993 Payments in Lieu of Taxes		Regional & Consolidated School Tax	
Financial Administration	1,397,451.49	Delinquent Tax & Lien Collections		School Taxes in Municipal Budget	
Assessment of Taxes	1,171,793.07	Business Personalty Replacement Taxes		County Taxes	30,337,600.43
Collection of Taxes	577,078.97	Taxes From Public Utilities		County Library Taxes	
Planning, Housing & Development	576,369.16	Other Miscellaneous Tax Revenues		Local Municipal Purpose Taxes	84,779,850.20
Human Resources	708,560.00	State Aid Revenues		Veteran & Senior Citizen Taxes	205,450.00
Elections		Federal Aid Revenues		Total Taxes for Rate Computation	153,481,939.13
General Administration (other)	21,161,088.25	Sale of Acquired Property		Special District Taxes	779,886.82
JUDICIARY		Other Miscellaneous Revenues		Bank Corp. Taxes	
Municipal Courts	1,415,009.45	Prior Years Surplus Appropriated		Added and Omitted Taxes	333,566.74
PUBLIC SAFETY		REVENUES		Total Taxes Levied - ABSTRACT	154,389,940.69
Fire Protection	17,870,879.62	Reserve For Uncollected Taxes		Total Taxes Billed	154,278,118.79
Police Protection	29,100,499.37	CAPITAL OUTLAY		1993 TAXES COLLECTED	145,475,306.31
Civil Defense & Disaster Control	242,016.44	TOTAL		1993 Taxes Cancelled, Abated or Adjusted	661,837.99
Environmental Inspection & Control	3,089,881.50	Public Enterprises		Transfer to Tax Title Liens or Foreclosed	5,930.85
Other Public Safety	112,107.89	Recreation-Culture		Balance Outstanding Dec. 31, 1993	8,135,043.64
PUBLIC WORKS		Public Works		PRIOR YEARS TAXES OUTSTANDING	
Streets and Drainage	997,594.59	Buildings and Grounds		Balance January 1, 1993	14,136,090.24
Sewers and Sewage Processing	4,940,284.46	Library and Education		Collected in 1993	2,094,374.94
Garbage and Trash Disposal		Conservation		Cancelled, Abated or Adjusted 1993	7,083,043.00
Public Buildings and Grounds	2,279,529.57	All Other		Transfers to Tax Title Liens or Foreclosed	1,468,126.56
Other Public Works	922,597.66	CAPITAL DEBT AUTHORIZED, DECEMBER 31, 1993		Balance December 31, 1993	3,490,545.74
HEALTH and WELFARE		ISSUED AND UNISSUED		TAX TITLE LIENS OUTSTANDING	
Health Services Except Environmental	1,692,103.10	GROSS DEBT		Balance January 1, 1993	9,284,732.39
Welfare-Public Assistance	1,223,356.70	NET DEBT		Transfer From Taxes	1,474,057.41
Hospital, Clinics, First Aid	2,329,517.68	SCHOOL		Redeemed In 1993	3,417,949.04
Animal, Insect, & Rodent Control		Self-Liquidating		Cancelled, Abated or Adjusted (1993)	466,158.45
Other Welfare Services	201,471.42	Other		Transfer to Foreclosed Property	
RECREATION and CONSERVATION		Total		Balance December 31, 1993	6,874,682.31
Beaches and Boardwalks	2,484,364.82	ISSUED AND OUTSTANDING		PROPERTY ACQUIRED BY DEED OR	
Parks, Playgrounds, Shade Trees	5,000.00	SCHOOL		FORECLOSURE	
Land Reclamation & Conservation	1,601,046.37	Self-Liquidating		Balance January 1, 1993	5,205,872.00
Other Recreational Services	1,342,790.75	Other		Transfers From Taxes or Liens	
EDUCATION (excluding schools)		Total		Sale For Cash (1993)	
Libraries	2,500,000.00	EQUIALIZED VALUATION BASIS		Cancelled, Abated or Adjusted (1993)	
Other Educational Services		FOR NET DEBT COMPUTATION		Balance December 31, 1993	5,205,872.00
STATUTORY EXPENDITURES		REAL PROPERTY VALUATIONS		CURRENT FINANCES DECEMBER 31, 1993	
Pensions & F. I. C. A.	8,273,903.02	Code Class # of Parcels % VAL'N		ASSETS	
Employee Fringe Benefits		1 Vacant Land 2685 4.24		Cash Dec. 31, 1993	26,573,476.85
Other Statutory Expenditures	275,000.00	2 Residential 11051 12.64		Taxes Receivable	11,625,589.38
CETA And Other Public Employment Programs		3 Farm 80.31		Tax Title Liens	6,874,682.31
MUNICIPAL FUNCTIONS		4a Commercial 13 .29		Foreclosed Property	5,205,872.00
CAPITAL IMPROVEMENTS		4b Industrial 222 2.03		Emergencies & Other Deferred Charges	762,844.74
DEBT SERVICE		Total 16079		State and Federal Aid Receivable	4,601,473.00
Principal Payments	7,540,000.00	Land Area 11.84 Sq. Miles		Other Receivables	3,271,371.82
Interest Payments	3,922,674.37	Net Valuation Taxable-Municipal		Total	58,915,310.10
TYPE I SCHL DEBT *MEMO	402,891.25	Net Valuation Taxable-County		LIABILITIES, RESERVES, AND SURPLUS	
DEFERRED CHARGES	516,965.99	State Equalized Valuation		Cash Liabilities	25,181,473.06
SCHOOL, COUNTY, SPECIAL DISTRICT TAXES	69,276,525.75	State Equalization Ratio		Reserves for Receivables	26,918,074.97
RESERVE FOR UNCOLLECTED TAXES	10,801,282.27			Surplus Dec. 31, 1993	6,815,762.07
EXPENDITURES				Total	58,915,310.10
TOTAL	201,912,537.91				

1987 1990

* ABOVE DEBT SERVICE INCLUDES TYPE I SCHOOL DEBT

1334

Population 1990 4,629
 Population 1993 4,786
 S & P Rating 938+
 Moody Rating A

General Tax Rate Per \$100. 2.32
 State Equalized Tax Rate 2.42

ATLANTIC HIGHLANDS - MONMOUTH CO.

Form of Government:

Borough Council

Number of Members on Governing Body - 6

PER CAPITA

Grass Debt 2,739.33
 Net Debt 594.70
 Debt Service 63.53
 Total Tax Levy 1,575.53
 Municipal Expenditures 791.07

PER CENT

Grass Debt 4.15
 Net Debt .92
 Tax Levy Collected 95.05
 Tax Levy Cancelled, Abated or Adjusted .93

EXPENDITURES		REVENUES-REALIZED		1993 PROPERTY TAX	
GENERAL GOVERNMENT				STATE EQUALIZED TAX RATE	
Governing Body & Public Boards		1993 Property Taxes Collected		Local District School Taxes	1,912,935.00
Municipal Clerk		1993 Payments in Lieu of Taxes		Regional & Consolidated School Tax	1,912,269.35
Financial Administration	73,493.99	Delinquent Tax & Lien Collections		School Taxes in Municipal Budget	
Assessment of Taxes	38,586.51	Business Personalty Replacement Taxes		County Taxes	1,430,022.90
Collection of Taxes	40,193.00	Taxes from Public Utilities		County Library Taxes	57,753.20
Planning, Housing & Development	15,924.35	Other Miscellaneous Tax Revenues		Local Municipal Purpose Taxes	2,209,889.29
Human Resources	9,155.00	State Aid Revenues		Veteran & Senior Citizen Taxes	36,900.00
Elections	2,550.87	Federal Aid Revenues		Total Taxes for Rate Computation	7,559,775.23
General Administration (other)	302,144.13	Sole of Acquired Property		Special District Taxes	
JUDICIARY		Other Miscellaneous Revenues		Bank Corp. Taxes	
Municipal Courts	67,665.00	Total		Added and Omitted Taxes	17,406.59
PUBLIC SAFETY		Prior Years Surplus Appropriated		Total Taxes Levied - ABSTRACT	7,540,481.82
Fire Protection	63,409.11	REVENUES		Total Taxes Billed	7,545,679.52
Police Protection	882,610.00	Reserve For Uncollected Taxes		1993 TAXES COLLECTED	7,172,187.01
Civil Defense & Disaster Control	2,000.00	CAPITAL OUTLAY		1993 Taxes Cancelled, Abated or Adjusted	62,308.29
Environmental Inspection & Control	37,730.59	TOTAL		Transfer to Tax Title Liens or Foreclosed	15,519.52
Other Public Safety		Public Enterprises		Balance Outstanding Dec. 31, 1993	295,164.70
PUBLIC WORKS		Recreation-Culture		PRIOR YEARS TAXES OUTSTANDING	
Streets and Drainage	228,893.59	Public Works		Balance January 1, 1993	336,239.84
Sewers and Sewage Processing	377,714.19	Buildings and Grounds		Collected in 1993	331,364.63
Garbage and Trash Disposal	111,214.30	Library and Education		Cancelled, Abated or Adjusted 1993	
Public Buildings and Grounds	55,861.92	Conservation		Transfers to Tax Title Liens or Foreclosed	
Other Public Works		All Other		Balance December 31, 1993	4,875.21
HEALTH and WELFARE		CAPITAL DEBT AUTHORIZED, DECEMBER 31, 1993		TAX TITLE LIENS OUTSTANDING	
Health Services Except Environmental	4,722.22	ISSUED AND UNISSUED		Balance January 1, 1993	65,690.90
Welfare-Public Assistance	5,590.00	GROSS DEBT		Transfer From Taxes	15,519.52
Hospital, Clinics, First Aid		NET DEBT		Redeemed In 1993	9,371.65
Animal, Insect, & Rodent Control	7,645.00	SCHOOL		Cancelled, Abated or Adjusted (1993)	
Other Welfare Services		Self-Liquidating		Transfer to Foreclosed Property	
RECREATION and CONSERVATION		Other		Balance December 31, 1993	71,839.77
Beaches and Boardwalks		Total		PROPERTY ACQUIRED BY DEED OR	
Parks, Playgrounds, Shade Trees	85,329.07	ISSUED AND OUTSTANDING		FORECLOSURE	
Land Reclamation & Conservation		SCHOOL		Balance January 1, 1993	25,030.00
Other Recreational Services		Self-Liquidating		Transfers From Taxes or Liens	
EDUCATION (excluding schools)		Other		Sole For Cash (1993)	
Libraries	33,679.28	Total		Cancelled, Abated or Adjusted (1993)	
Other Educational Services		EQUALIZED VALUATION BASIS		Balance December 31, 1993	25,030.00
STATUTORY EXPENDITURES		FOR NET DEBT COMPUTATION		CURRENT FINANCES DECEMBER 31, 1993	
Pensions & F. I. C. A.	119,769.28	REAL PROPERTY VALUATIONS		ASSETS	
Employee Fringe Benefits	230,118.22	Code Class # of Parcels % VAL'N		Cash Dec. 31, 1993	1,279,891.46
Other Statutory Expenditures		ASSESSED VALUATION		Taxes Receivable	300,039.91
CETA And Other Public Employment Programs		1 Vacant Land 165 3.16		Tax Title Liens	71,833.77
MUNICIPAL FUNCTIONS	2,800,996.62	2 Residential 1477 83.94		Foreclosed Property	25,030.00
CAPITAL IMPROVEMENTS	3,000.00	3 Farm		Emergencies & Other Deferred Charges	195,313.53
DEBT SERVICE		4a Commercial 85 8.80		State and Federal Aid Receivable	
Principal Payments	176,371.67	4b Industrial 4 .71		Other Receivables	113,938.75
Interest Payments	127,900.65	4c Apartments 9 3.38		Total	1,986,052.42
DEFERRED CHARGES	59,518.53	Total 1740		LIABILITIES, RESERVES, AND SURPLUS	
SCHOOL, COUNTY, SPECIAL DISTRICT TAXES	5,312,985.95	Land Area 1.20 Sq. Miles		Cash Liabilities	873,501.09
RESERVE FOR UNCOLLECTED TAXES	621,267.52	Net Valuation Taxable-Municipal		Reserves for Receivables	510,240.58
EXPENDITURES	9,099,040.94	Net Valuation Taxable-County		Surplus Dec. 31, 1993	602,310.75
		State Equalized Valuation		Total	1,986,052.42
		State Equalization Ratio			

*Includes County Health Services Taxes, County Vocational School Taxes, or County Open Space Tax. See Table 13.

0401

Population 1990 9,205
 Population 1993 9,201
 S & P Rating
 Moody Rating AAA

General Tax Rate Per \$100. 4.25
 State Equalized Tax Rate 2.62

AUDUBON BOROUGH - CAMDEN COUNTY

Form of Government:

Commission (1911)

Number of Members on Governing Body - 3

PER CAPITA

Gross Debt 1,153.09
 Net Debt 432.08
 Debt Service 42.97
 Total Tax Levy 1,047.96
 Municipal Expenditures 535.31

PER CENT

Gross Debt 2.37
 Net Debt 1.33
 Tax Levy Collected 95.89
 Tax Levy Cancelled, Abated or Adjusted .11

EXPENDITURES		REVENUES-REALIZED		1993 PROPERTY TAX	
GENERAL GOVERNMENT				STATE EQUALIZED TAX RATE	
Governing Body & Public Boards		1993 Property Taxes Collected	9,249,922.19	Local District School Taxes	1.23
Municipal Clerk		1993 Payments in Lieu of Taxes		Regional & Consolidated School Tax	4,507,633.00
Financial Administration	23,739.00	Delinquent Tax & Lien Collections	470,929.52	School Taxes in Municipal Budget	
Assessment of Taxes	18,085.00	Business Personality Replacement Taxes	148,775.91	County Taxes	.82
Collection of Taxes	153,536.00	Taxes From Public Utilities	614,472.00	County Library Taxes	
Planning, Housing & Development	14,000.00	Other Miscellaneous Tax Revenues		Local Municipal Purpose Taxes	.57
Human Resources	104,980.00	State Aid Revenues	480,570.11	Veteran & Senior Citizen Taxes	
Elections	15,341.00	Federal Aid Revenues		Total Taxes for Rate Computation	2.62
General Administration (other)	557,701.00			Special District Taxes	
JUDICIARY		Sale of Acquired Property		Bank Corp. Taxes	
Municipal Courts	141,445.00	Other Miscellaneous Revenues	488,045.76	Added and Omitted Taxes	12,932.65
PUBLIC SAFETY		Total	11,452,716.49	Total Taxes Levied - ABSTRACT	9,642,306.58
Fire Protection	116,755.30	Prior Years Surplus Appropriated	800,000.00	Total Taxes Billed	9,646,283.87
Police Protection	776,904.54	REVENUES	TOTAL	1993 TAXES COLLECTED	9,249,922.19
Civil Defense & Disaster Control	5,489.00	Reserve For Uncollected Taxes	600,749.18	1993 Taxes Cancelled, Abated or Adjusted	10,800.75
Environmental Inspection & Control	49,231.00	CAPITAL OUTLAY	TOTAL	Transfer to Tax Title Liens or Foreclosed	
Other Public Safety			655,829.74	Balance Outstanding Dec. 31, 1993	385,560.93
PUBLIC WORKS		Public Enterprises		PRIOR YEARS TAXES OUTSTANDING	
Streets and Drainage	250,431.00	Recreation-Culture		Balance January 1, 1993	442,314.03
Sewers and Sewage Processing	70,612.00	Public Works	414,156.81	Collected in 1993	420,428.56
Garbage and Trash Disposal	753,406.00	Buildings and Grounds	241,672.93	Cancelled, Abated or Adjusted 1993	3,967.88
Public Buildings and Grounds	131,427.00	Library and Education		Transfers to Tax Title Liens or Foreclosed	
Other Public Works	55,970.00	Conservation		Balance December 31, 1993	17,917.59
HEALTH and WELFARE		All Other		TAX TITLE LIENS OUTSTANDING	
Health Services Except Environmental	6,650.00			Balance January 1, 1993	50,500.96
Welfare-Public Assistance	5,430.00	CAPITAL DEBT AUTHORIZED, DECEMBER 31, 1993		Transfer From Taxes	
Hospital, Clinics, First Aid		ISSUED AND UNISSUED	GROSS DEBT	Redeemed in 1993	50,500.96
Animal, Insect, & Rodent Control		School	6,634,000	Cancelled, Abated or Adjusted (1993)	
Other Welfare Services		Self-Liquidating		Transfer to Foreclosed Property	
RECREATION and CONSERVATION		Other	3,975,600	Balance December 31, 1993	
Beaches and Boardwalks		Total	10,609,600	PROPERTY ACQUIRED BY DEED OR	
Parks, Playgrounds, Shade Trees	1.00			FORECLOSURE	
Land Reclamation & Conservation	4,609.69	ISSUED AND OUTSTANDING		Balance January 1, 1993	285.00
Other Recreational Services	10,000.00	School	1,684,000.00	Transfers From Taxes or Liens	
EDUCATION (excluding schools)		Self-Liquidating		Sale For Cash (1993)	
Libraries	124,489.00	Other	3,975,600.00	Cancelled, Abated or Adjusted (1993)	
Other Educational Services	300.00	Total	5,659,600.00	Balance December 31, 1993	285.00
STATUTORY EXPENDITURES		EQUALIZED VALUATION BASIS		CURRENT FINANCES DECEMBER 31, 1993	
Pensions & F. I. C. A.	222,303.00	FOR NET DEBT COMPUTATION	369,252,702	ASSETS	
Employee Fringe Benefits	299,750.00	REAL PROPERTY VALUATIONS		Cash Dec. 31, 1993	1,775,922.19
Other Statutory Expenditures	3,000.00	Code Class # of Parcels % VAL'N	ASSESSED VALUATION	Taxes Receivable	403,478.52
CETA And Other Public Employment Programs		1 Vacant Land 54 .34	772,200.00	Tax Title Liens	
MUNICIPAL FUNCTIONS		2 Residential 3004 83.64	189,067,630.00	Foreclosed Property	285.00
CAPITAL IMPROVEMENTS		3 Farm		Emergencies & Other Deferred Charges	3,864.21
DEBT SERVICE		4a Commercial 145 13.25	29,945,000.00	State and Federal Aid Receivable	6,394.00
Principal Payments	189,046.00	4b Industrial 3 .28	629,900.00	Other Receivables	29,179.08
Interest Payments	207,311.21	4c Apartments 13 2.49	5,633,600.00	Total	2,219,123.00
		Total 3219	226,053,330.00	LIABILITIES, RESERVES, AND SURPLUS	
DEFERRED CHARGES		Land Area 1.48 Sq. Miles		Cash Liabilities	1,151,398.02
SCHOOL, COUNTY, SPECIAL DISTRICT TAXES	2,875.00	Net Valuation Taxable-Municipal	226,507,163	Reserves for Receivables	429,693.77
RESERVE FOR UNCOLLECTED TAXES	7,523,339.45	Net Valuation Taxable-County	380,436,604	Surplus Dec. 31, 1993	638,031.21
EXPENDITURES		State Equalized Valuation	366,650,706	Total	2,219,123.00
TOTAL	12,457,956.37	State Equalization Ratio	61.73		

0402

Population 1990 1,150
 Population 1993 1,099
 S & P Rating
 Moody Rating

General Tax Rate Per \$100 4.85
 State Equalized Tax Rate 5.03

AUDUBON PARK BOROUGH - CAMDEN CO.

Form of Government:

Borough Council

Number of Members on Governing Body - 6

PER CAPITA

Gross Debt 34.31
 Net Debt 34.31
 Debt Service 9.26
 Total Tax Levy 411.29
 Municipal Expenditures 430.30

PER CENT

Gross Debt .45
 Net Debt .45
 Tax Levy Collected 100.00
 Tax Levy Cancelled, Abated or Adjusted

EXPENDITURES		REVENUES-REALIZED		1993 PROPERTY TAX	
GENERAL GOVERNMENT				STATE EQUALIZED TAX RATE	
Governing Body & Public Boards				Local District School Taxes	2.63
Municipal Clerk				Regional & Consolidated School Tax	
Financial Administration	21,504.50			School Taxes in Municipal Budget	
Assessment of Taxes	925.00			County Taxes	.84
Collection of Taxes	686.50			County Library Taxes	.03
Planning, Housing & Development				Local Municipal Purpose Taxes	1.52
Human Resources	48,168.00			Veteran & Senior Citizen Taxes	
Elections	2,410.00			Total Taxes for Rate Computation	5.02
General Administration (other)	71,774.35			Special District Taxes	
JUDICIARY				Bank Corp. Taxes	
Municipal Courts	33,896.81			Added and Omitted Taxes	
PUBLIC SAFETY				Total Taxes Levied - ABSTRACT	452,012.41
Fire Protection	642.40			Total Taxes Billed	452,184.72
Police Protection	140,325.41			1993 TAXES COLLECTED	452,184.72
Civil Defense & Disaster Control	1,350.00			1993 Taxes Cancelled, Abated or Adjusted	
Environmental Inspection & Control				Transfer to Tax Title Liens or Foreclosed	
Other Public Safety				Balance Outstanding Dec. 31, 1993	
PUBLIC WORKS				PRIOR YEARS TAXES OUTSTANDING	
Streets and Drainage	2,100.00			Balance January 1, 1993	
Sewers and Sewage Processing				Collected in 1993	
Garbage and Trash Disposal	65,000.00			Cancelled, Abated or Adjusted 1993	
Public Buildings and Grounds	5,050.00			Transfers to Tax Title Liens or Foreclosed	
Other Public Works				Balance December 31, 1993	
HEALTH and WELFARE				TAX TITLE LIENS OUTSTANDING	
Health Services Except Environmental	2,925.25			Balance January 1, 1993	
Welfare-Public Assistance	2,609.88			Transfer From Taxes	
Hospital, Clinics, First Aid				Redeemed In 1993	
Animal, Insect, & Rodent Control	2,200.00			Cancelled, Abated or Adjusted (1993)	
Other Welfare Services				Transfer to Foreclosed Property	
RECREATION and CONSERVATION				Balance December 31, 1993	
Beaches and Boardwalks				PROPERTY ACQUIRED BY DEED OR FORECLOSURE	
Parks, Playgrounds, Shade Trees	2,600.00			Balance January 1, 1993	
Land Reclamation & Conservation				Transfers From Taxes or Liens	
Other Recreational Services	2,750.00			Sale For Cash (1993)	
EDUCATION (excluding schools)				Cancelled, Abated or Adjusted (1993)	
Libraries	4,986.00			Balance December 31, 1993	
Other Educational Services				CURRENT FINANCES DECEMBER 31, 1993	
STATUTORY EXPENDITURES				ASSETS	
Pensions & F. I. C. A.	25,200.29			Cash Dec. 31, 1993	146,981.87
Employee Fringe Benefits	25,000.00			Taxes Receivable	
Other Statutory Expenditures	1,500.00			Tax Title Liens	
CETA And Other Public Employment Programs				Foreclosed Property	
MUNICIPAL FUNCTIONS				Emergencies & Other Deferred Charges	14,326.15
CAPITAL IMPROVEMENTS				State and Federal Aid Receivable	5,302.00
DEBT SERVICE				Other Receivables	9,164.96
Principal Payments	7,950.00			Total	175,774.98
Interest Payments	1,127.13			LIABILITIES, RESERVES, AND SURPLUS	
DEFERRED CHARGES				Cash Liabilities	85,478.09
SCHOOL, COUNTY, SPECIAL DISTRICT TAXES	215.27			Reserves for Receivables	9,164.96
RESERVE FOR UNCOLLECTED TAXES	315,001.41			Surplus Dec. 31, 1993	81,131.93
EXPENDITURES				Total	175,774.98
TOTAL	737,896.20				

3501

Population 1990 1,809
 Population 1993 1,740
 S & P Rating AAA
 Maady Rating AAA

General Tax Rate Per \$100.

.83

State Equalized Tax Rate

.90

AVALON BOROUGH - CAPE MAY COUNTY

Form of Government:

Mayor-Council Plan B (OMCL 50)

Number of Members on Governing Body - 5

PER CAPITA.

Grass Debt 4,615.76
 Net Debt 9,699.44
 Debt Service 961.48
 Total Tax Levy 3,470.37
 Municipal Expenditures 5,251.34

PER CENT.

Grass Debt 1.55
 Net Debt 1.03
 Tax Levy Collected 97.11
 Tax Levy Cancelled, Abated or Adjusted .21

EXPENDITURES		REVENUES-REALIZED		1993 PROPERTY TAX	
GENERAL GOVERNMENT				STATE EQUALIZED TAX RATE	
Governing Body & Public Baards	106,990.00	1993 Property Taxes Collected		Local District School Taxes	.10
Municipal Clerk	96,566.00	1993 Payments in Lieu of Taxes		Regional & Consalidated School Tax	
Financial Administration	237,622.92	Delinquent Tax & Lien Collections		School Taxes in Municipal Budget	
Assessment of Taxes	50,550.00	Business Personaly Replacement Taxes		County Taxes	.40
Collection of Taxes	43,845.86	Taxes From Public Utilities		Caunty Library Taxes	.03
Planning, Hausing & Developement	41,550.00	Other Miscellaneous Tax Revenues		Local Municipal Purpase Taxes	.37
Human Resaources	59,772.00	State Aid Revenues		Veteran & Senior Citizen Taxes	
Elections	4,327.08	Federal Aid Revenues		Total Taxes for Rate Computation	.90
General Administration (ather)	744,400.00	Sale of Acquired Property		Special District Taxes	
JUDICIARY		Other Miscellaneous Revenues		Bank Corp. Taxes	
Municipal Courts	94,201.72	TOTAL		Added and Omitted Taxes	
PUBLIC SAFETY		Prior Years Surplus Appropriated		Total Taxes Levied - ABSTRACT	43,946.64
Fire Protection	60,071.80	REVENUES		Total Taxes Billed	14,737,926.02
Police Protection	1,595,806.49	Reserve For Uncollected Taxes		1993 TAXES COLLECTED	14,903,084.07
Civil Defense & Disaster Control	13,375.00	CAPITAL OUTLAY		1993 Taxes Cancelled, Abated or Adjusted	14,472,841.44
Environmental Inspection & Control	106,225.00	TOTAL		Transfer to Tax Title Liens or Foreclosed	30,713.06
Other Public Safety		Public Enterprises		Balance Outstanding Dec. 31, 1993	399,529.57
PUBLIC WORKS		Recreation-Culture		PRIOR YEARS TAXES OUTSTANDING	
Streets and Drainage	236,900.00	Public Works		Balance January 1, 1993	588,504.89
Sewers and Sewage Prrocessing	367,100.00	Buildings and Grounds		Collected in 1993	567,087.42
Garbage and Trash Disposal		Library and Education		Cancelled, Abated or Adjusted 1993	
Public Buildings and Grounds	1,133,185.00	Conservation		Tranfers to Tax Title Liens or Foreclosed	
Other Public Works		All Other		Balance December 31, 1993	21,417.47
HEALTH and WELFARE		CAPITAL DEBT AUTHORIZED, DECEMBER 31, 1993		TAX TITLE LIENS OUTSTANDING	
Health Services Except Environmental		ISSUED AND UNISSUED		Balance January 1, 1993	15,392.46
Welfare-Public Assistance	1,000.00	GROSS DEBT		Transfer From Taxes	
Hospital, Clinics, First Aid		NET DEBT		Redeemed In 1993	
Animal, Insect, & Rodent Control	8,800.00	School		Cancelled, Abated or Adjusted (1993)	
Other Welfare Services		Self-Liquidating		Transfer to Foreclosed Property	
RECREATION and CONSERVATION		Other		Balance December 31, 1993	15,392.46
Beaches and Baardwalks	400,600.00	Total		PROPERTY ACQUIRED BY DEED OR	
Parks, Playgrounds, Shade Trees		ISSUED AND OUTSTANDING		FORECLOSURE	
Land Reclamation & Conservation	29,090.00	School		Balance January 1, 1993	134,380.20
Other Recreational Services	138,500.00	Self-Liquidating		Transfers From Taxes or Liens	
EDUCATION (excluding schools)		Other		Sale For Cosh (1993)	
Libraries		Total		Cancelled, Abated or Adjusted (1993)	
Other Educational Services		EQUALIZED VALUATION BASIS		Balance December 31, 1993	134,380.20
STATUTORY EXPENDITURES		FOR NET DEBT COMPUTATION		CURRENT FINANCES DECEMBER 31, 1993	
Pensions & F. I. C. A.	434,344.00	REAL PROPERTY VALUATIONS		ASSETS	
Employee Fringe Benefits	684,000.00	Code Class # of Parcels % VAL'N ASSESSED VALUATION		Cash Dec. 31, 1993	2,695,909.45
Other Statutory Expenditures		1 Vacant Land 330 4.04 63,063,300.00		Taxes Receivable	420,947.04
CETA And Other Public Employment Programs		2 Residential 4704 90.64 1,525,986,650.00		Tax Title Liens	15,392.46
MUNICIPAL FUNCTIONS	6,736,822.87	3 Farm 133 5.19 87,387,800.00		Foreclosed Property	134,380.20
CAPITAL IMPROVEMENTS	*MEMO* 302,281.00	4a Commercial 133 5.19 87,387,800.00		Emergencies & Other Deferred Charges	44,300.00
DEBT SERVICE		4b Industrial 4 .13 2,161,000.00		State and Federal Aid Receivable	3,007.41
Principal Payments	1,065,000.00	4c Apartments 4 .13 2,161,000.00		Other Receivables	16,207.64
Interest Payments	607,974.44	Total 5171 1,684,598,750.00		Total	3,330,144.20
DEFERRED CHARGES	44,300.00	Land Area 5.02 Sq. Miles		LIABILITIES, RESERVES, AND SURPLUS	
SCHOOL, COUNTY, SPECIAL DISTRICT TAXES	8,650,527.25	Net Valuation Taxable-Municipal		Cash Liabilities	912,843.10
RESERVE FOR UNCOLLECTED TAXES	700,634.03	Net Valuation Taxable-County		Reserves for Receivables	586,927.37
EXPENDITURES		State Equalized Valuation		Surplus Dec. 31, 1993	1,830,373.73
TOTAL	17,805,258.59	State Equalization Ratio		Total	3,330,144.20

Population 1990 2,165
 Population 1993 2,113
 S & P Rating
 Moody Rating

General Tax Rate Per \$100. 1.93
 State Equalized Tax Rate 1.73

AVON-BY-THE-SEA BORO. - MONMOUTH CO.

Form of Government:

Commission (1911)

Number of Members on Governing Body - 3

PER CAPITA

Gross Debt 1,568.33
 Net Debt 952.19
 Debt Service 130.44
 Total Tax Levy 1,926.14
 Municipal Expenditures 1,320.97

PER CENT

Gross Debt 1.47
 Net Debt .89
 Tax Levy Collected 96.42
 Tax Levy Cancelled, Abated or Adjusted .25

EXPENDITURES		REVENUES-REALIZED		1993 PROPERTY TAX	
GENERAL GOVERNMENT				STATE EQUALIZED TAX RATE →	
Governing Body & Public Boards		1993 Property Taxes Collected	3,936,060.09	Local District School Taxes .31	1,404,183.00
Municipal Clerk		1993 Payments in Lieu of Taxes		Regional & Consolidated School Tax	
Financial Administration	97,528.84	Delinquent Tax & Lien Collections	123,293.11	School Taxes in Municipal Budget	
Assessment of Taxes	7,602.00	Business Personally Replacement Taxes	13,957.40	County Taxes .45	* 1,042,246.63
Collection of Taxes	45,977.16	Taxes From Public Utilities	146,761.17	County Library Taxes	
Planning, Housing & Development	6,000.00	Other Miscellaneous Tax Revenues		Local Municipal Purpose Taxes .71	1,627,897.07
Human Resources	35,480.50	State Aid Revenues	88,411.06	Veteran & Senior Citizen Taxes	15,750.00
Elections	600.00	Federal Aid Revenues		Total Taxes for Rate Computation 1.77	4,090,076.75
General Administration (other)	133,278.00			Special District Taxes	
JUDICIARY		Sale of Acquired Property		Bank Corp. Taxes	
Municipal Courts	35,090.00	Other Miscellaneous Revenues	248,735.31	Added and Omitted Taxes	5,234.44
PUBLIC SAFETY		Total	4,557,228.14	Total Taxes Levied - ABSTRACT	4,079,561.19
Fire Protection	27,018.90	Prior Years Surplus Appropriated	494,000.00	Total Taxes Billed	4,079,561.19
Police Protection	656,589.03	REVENUES TOTAL	5,051,228.14	1993 TAXES COLLECTED	3,936,060.09
Civil Defense & Disaster Control	1,300.00	Reserve For Uncollected Taxes	522,977.82	1993 Taxes Cancelled, Abated or Adjusted	10,584.75
Environmental Inspection & Control	18,031.00	CAPITAL OUTLAY	TOTAL	Transfer to Tax Title Liens or Foreclosed	
Other Public Safety			1,334,618.52	Balance Outstanding Dec. 31, 1993	132,916.35
PUBLIC WORKS		Public Enterprises	311,445.12	PRIOR YEARS TAXES OUTSTANDING	
Streets and Drainage	284,133.60	Recreation-Culture		Balance January 1, 1993	255,284.46
Sewers and Sewage Processing	147,000.00	Public Works	1,027.50	Collected in 1993	123,293.11
Garbage and Trash Disposal	106,700.00	Buildings and Grounds	1,022,145.90	Cancelled, Abated or Adjusted 1993	77,050.36
Public Buildings and Grounds	47,905.40	Library and Education		Transfers to Tax Title Liens or Foreclosed	
Other Public Works		Conservation		Balance December 31, 1993	54,940.99
HEALTH and WELFARE		All Other		TAX TITLE LIENS OUTSTANDING	
Health Services Except Environmental	4,050.00	CAPITAL DEBT AUTHORIZED, DECEMBER 31, 1993		Balance January 1, 1993	411.89
Welfare-Public Assistance	2,450.00	ISSUED AND UNISSUED		Transfer From Taxes	
Hospital, Clinics, First Aid		GROSS DEBT		Redeemed in 1993	
Animal, Insect, & Rodent Control	3,023.00	School		Cancelled, Abated or Adjusted (1993)	
Other Welfare Services		Self-Liquidating	1,297,364	Transfer to Foreclosed Property	
RECREATION and CONSERVATION		Other	2,023,730	Balance December 31, 1993	411.89
Beaches and Boardwalks		Total	3,321,094	PROPERTY ACQUIRED BY DEED OR FORECLOSURE	
Parks, Playgrounds, Shade Trees				Balance January 1, 1993	3,875.00
Land Reclamation & Conservation	153.00	ISSUED AND OUTSTANDING		Transfers From Taxes or Liens	
Other Recreational Services	51,950.00	School		Sale For Cash (1993)	
EDUCATION (excluding schools)		Self-Liquidating	847,890.00	Cancelled, Abated or Adjusted (1993)	
Libraries	80,053.00	Other	2,023,030.00	Balance December 31, 1993	3,875.00
Other Educational Services		Total	2,870,920.00	CURRENT FINANCES DECEMBER 31, 1993	
STATUTORY EXPENDITURES		EQUALIZED VALUATION BASIS FOR NET DEBT COMPUTATION	226,261,861	ASSETS	
Pensions & F. I. C. A.	131,499.16	REAL PROPERTY VALUATIONS		Cash Dec. 31, 1993	854,690.62
Employee Fringe Benefits	129,800.00	Code Class # of Parcels % VAL'N	ASSESSED VALUATION	Taxes Receivable	187,857.34
Other Statutory Expenditures		1 Vacant Land 13 .63	1,304,600.00	Tax Title Liens	411.39
CETA And Other Public Employment Programs	2,053,109.59	2 Residential 936 89.49	184,350,100.00	Foreclosed Property	3,875.00
MUNICIPAL FUNCTIONS		3 Farm		Emergencies & Other Deferred Charges	15,000.00
CAPITAL IMPROVEMENTS	*MEMO*	4a Commercial 54 7.52	15,482,300.00	State and Federal Aid Receivable	59,122.71
DEBT SERVICE		4b Industrial 2 .30	611,100.00	Other Receivables	105,659.80
Principal Payments	134,180.00	4c Apartments 9 2.07	4,259,300.00	Total	1,226,617.36
Interest Payments	78,552.73	Total 1013	206,007,400.00	LIABILITIES, RESERVES, AND SURPLUS	
DEFERRED CHARGES		Land Area .40 Sq. Miles		Cash Liabilities	193,563.51
SCHOOL, COUNTY, SPECIAL DISTRICT TAXES	2,446,429.68	Net Valuation Taxable-Municipal	206,327,854	Reserves for Receivables	354,025.05
RESERVE FOR UNCOLLECTED TAXES	522,977.82	Net Valuation Taxable-County	226,293,773	Surplus Dec. 31, 1993	679,023.80
EXPENDITURES		State Equalized Valuation	229,957,507	Total	1,226,617.36
TOTAL	5,244,249.82	State Equalization Ratio	89.71		

Population 1990 12,235
 Population 1993 12,978
 S & P Rating AAA
 Moody Rating

General Tax Rate Per \$100 3.06
 State Equalized Tax Rate 2.61

BARNEGAT TOWNSHIP - OCEAN COUNTY

Form of Government: Township Committee

Number of Members on Governing Body - 3

PER CAPITA

Gross Debt 1,853.48
 Net Debt 940.36
 Debt Service 45.70
 Total Tax Levy 1,072.74
 Municipal Expenditures 541.77

PER CENT

Gross Debt 4.47
 Net Debt 2.27
 Tax Levy Collected 93.17
 Tax Levy Cancelled, Abated or Adjusted .29

EXPENDITURES		REVENUES-REALIZED		1993 PROPERTY TAX	
GENERAL GOVERNMENT				STATE EQUALIZED TAX RATE	
Governing Body & Public Boards		1993 Property Taxes Collected	12,973,848.52	Local District School Taxes	1.56
Municipal Clerk	77,740.00	1993 Payments in Lieu of Taxes		Regional & Consolidated School Tax	
Financial Administration	114,265.00	Delinquent Tax & Lien Collections	819,708.11	School Taxes in Municipal Budget	
Assessment of Taxes	87,306.00	Business Personalty Replacement Taxes	14,785.64	County Taxes	.45
Collection of Taxes	92,690.50	Taxes From Public Utilities	760,964.95	County Library Taxes	.04
Planning, Housing & Development	67,637.50	Other Miscellaneous Tax Revenues		Local Municipal Purpose Taxes	.56
Human Resources	79,702.64	State Aid Revenues	621,699.41	Veteran & Senior Citizen Taxes	
Elections		Federal Aid Revenues		Total Taxes for Rate Computation	2.61
General Administration (other)	930,224.00			Special District Taxes	
JUDICIARY				Bank Corp. Taxes	
Municipal Courts	105,010.00	Sale of Acquired Property	57,027.08	Added and Omitted Taxes	
PUBLIC SAFETY		Other Miscellaneous Revenues	1,189,009.89	Total Taxes Levied - ABSTRACT	13,922,045.52
Fire Protection	64,333.00			Total Taxes Billed	13,924,843.95
Police Protection	1,518,782.09	Prior Years Surplus Appropriated	1,330,000.00	1993 TAXES COLLECTED	12,973,848.52
Civil Defense & Disaster Control	1,500.00	REVENUES	17,767,043.60	1993 Taxes Cancelled, Abated or Adjusted	39,897.19
Environmental Inspection & Control	56,900.00	Reserve For Uncollected Taxes	1,440,000.00	Transfer to Tax Title Liens or Foreclosed	205,896.46
Other Public Safety				Balance Outstanding Dec. 31, 1993	705,201.78
PUBLIC WORKS		CAPITAL OUTLAY	TOTAL	PRIOR YEARS TAXES OUTSTANDING	
Streets and Drainage	384,655.00	Public Enterprises	388,943.39	Balance January 1, 1993	737,807.70
Sewers and Sewage Processing	726,505.00	Recreation-Culture		Collected in 1993	656,605.31
Garbage and Trash Disposal		Public Works	49,462.76	Cancelled, Abated or Adjusted 1993	2,266.33
Public Buildings and Grounds	65,120.00	Buildings and Grounds	813,246.23	Transfers to Tax Title Liens or Foreclosed	58,951.05
Other Public Works	30,000.00	Library and Education	89,399.05	Balance December 31, 1993	19,985.01
HEALTH and WELFARE		Conservation		TAX TITLE LIENS OUTSTANDING	
Health Services Except Environmental	20,000.00	All Other		Balance January 1, 1993	597,950.21
Welfare-Public Assistance	25,687.00			Transfer From Taxes	277,294.75
Hospital, Clinics, First Aid	500.00			Redeemed in 1993	163,102.80
Animal, Insect, & Rodent Control	56,500.00			Cancelled, Abated or Adjusted (1993)	
Other Welfare Services				Transfer to Foreclosed Property	
RECREATION and CONSERVATION				Balance December 31, 1993	712,142.16
Beaches and Boardwalks				PROPERTY ACQUIRED BY DEED OR FORECLOSURE	
Parks, Playgrounds, Shade Trees	2,410.00			Balance January 1, 1993	997,305.00
Land Reclamation & Conservation	5,850.00			Transfers From Taxes or Liens	
Other Recreational Services	151,006.00			Sale For Cash (1993)	38,917.00
EDUCATION (excluding schools)				Cancelled, Abated or Adjusted (1993)	
Libraries				Balance December 31, 1993	958,388.00
Other Educational Services	385.00			CURRENT FINANCES DECEMBER 31, 1993	
STATUTORY EXPENDITURES				ASSETS	
Pensions & F. I. C. A.	271,800.00			Cash Dec. 31, 1993	2,939,010.20
Employee Fringe Benefits				Taxes Receivable	725,186.79
Other Statutory Expenditures	15,000.00			Tax Title Liens	712,142.16
CETA and Other Public Employment Programs				Foreclosed Property	958,388.00
MUNICIPAL FUNCTIONS				Emergencies & Other Deferred Charges	208,400.00
TOTAL	4,951,508.73			State and Federal Aid Receivable	7,105.67
CAPITAL IMPROVEMENTS				Other Receivables	433,487.65
MEMO	55,000.00			Total	5,983,720.47
DEBT SERVICE				LIABILITIES, RESERVES, AND SURPLUS	
Principal Payments	392,560.00			Cash Liabilities	1,146,948.80
Interest Payments	200,474.15			Reserves for Receivables	2,829,204.60
				Surplus Dec. 31, 1993	2,007,567.07
DEFERRED CHARGES				Total	5,983,720.47
SCHOOL, COUNTY, SPECIAL DISTRICT TAXES	10,825,044.76				
RESERVE FOR UNCOLLECTED TAXES	1,440,000.00				
EXPENDITURES	17,857,187.64				
TOTAL					

*Includes County Health Services Taxes, County Vocational School Taxes, or County Open Space Tax. See Table 13

Population 1990 675
 Population 1993 650
 S & P Rating
 Moody Rating

General Tax Rate Per \$100 1.00
 State Equalized Tax Rate 1.00

BARNEGAT LIGHT BOROUGH - OCEAN CO.

Form of Government:

Borough Council

Number of Members on Governing Body - 6

PER CAPITA:

Gross Debt 2,537.40
 Net Debt 1,942.96
 Debt Service 113.73
 Total Tax Levy 4,959.68
 Municipal Expenditures 2,234.23

PER CENT:

Gross Debt .52
 Net Debt .39
 Tax Levy Collected 96.59
 Tax Levy Cancelled, Abated or Adjusted .94

EXPENDITURES		REVENUES-REALIZED		1993 PROPERTY TAX	
GENERAL GOVERNMENT				STATE EQUALIZED TAX RATE	
Governing Body & Public Boards		1993 Property Taxes Collected	3,113,917.16	Local District School Taxes	
Municipal Clerk		1993 Payments in Lieu of Taxes		Regional & Consolidated School Tax	.28 904,563.30
Financial Administration	40,675.00	Delinquent Tax & Lien Collections	135,547.21	School Taxes in Municipal Budget	.10 320,553.51
Assessment of Taxes	13,400.00	Business Personalty Replacement Taxes	5,978.88	County Taxes	.42 1,352,490.05
Collection of Taxes	24,485.00	Taxes From Public Utilities	78,801.00	County Library Taxes	.04 118,068.96
Planning, Housing & Development	33,000.00	Other Miscellaneous Tax Revenues		Local Municipal Purpose Taxes	.16 520,000.00
Human Resources	4,125.00	State Aid Revenues	41,312.00	Veteran & Senior Citizen Taxes	
Elections		Federal Aid Revenues	19,000.00	Total Taxes far Rate Computation	1.00 3,226,131.32
General Administration (other)	152,450.00			Special District Taxes	
JUDICIARY		Sale of Acquired Property		Bank Corp. Taxes	
Municipal Courts	13,250.00	Other Miscellaneous Revenues	424,283.95	Added and Omitted Taxes	8,110.49
PUBLIC SAFETY				Total Taxes Levied - ABSTRACT	3,223,791.80
Fire Protection	19,377.00			Total Taxes Billed	3,224,317.49
Police Protection	161,900.00	Prior Years Surplus Appropriated	479,000.00	1993 TAXES COLLECTED	3,113,917.16
Civil Defense & Disaster Control	8,600.00	REVENUES TOTAL	4,297,840.20	1993 Taxes Cancelled, Abated or Adjusted	30,190.26
Environmental Inspection & Control	7,750.00	Reserve For Uncollected Taxes	238,000.00	Transfer to Tax Title Liens or Foreclosed	
Other Public Safety		CAPITAL OUTLAY TOTAL	452,810.79	Balance Outstanding Dec. 31, 1993	80,220.07
PUBLIC WORKS				PRIOR YEARS TAXES OUTSTANDING	
Streets and Drainage	115,000.00	Public Enterprises	141,961.34	Balance January 1, 1993	138,782.90
Sewers and Sewage Processing	22,900.00	Recreation-Culture	13,599.35	Collected in 1993	135,547.21
Garbage and Trash Disposal	197,718.00	Public Works	238,126.54	Cancelled, Abated or Adjusted 1993	
Public Buildings and Grounds	28,850.00	Buildings and Grounds	59,123.56	Transfers to Tax Title Liens or Foreclosed	
Other Public Works		Library and Education		Balance December 31, 1993	3,235.69
HEALTH and WELFARE		Conservation		TAX TITLE LIENS OUTSTANDING	
Health Services Except Environmental	24,850.00	All Other		Balance January 1, 1993	
Welfare-Public Assistance	3,600.00	CAPITAL DEBT AUTHORIZED, DECEMBER 31, 1993		Transfer From Taxes	
Hospital, Clinics, First Aid	1,000.00	ISSUED AND UNISSUED		Redeemed in 1993	
Animal, Insect, & Rodent Control	6,000.00	School	72,312	Cancelled, Abated or Adjusted (1993)	
Other Welfare Services		Self-Liquidating	632,737	Transfer to Foreclosed Property	
RECREATION and CONSERVATION		Other	976,760	Balance December 31, 1993	
Beaches and Boardwalks	140,250.00	Total	1,681,810	PROPERTY ACQUIRED BY DEED OR	
Parks, Playgrounds, Shade Trees	10,600.00			FORECLOSURE	
Land Reclamation & Conservation	1,296.60	ISSUED AND OUTSTANDING		Balance January 1, 1993	38,250.00
Other Recreational Services	26,425.00	School	72,312.95	Transfers From Taxes or Liens	
EDUCATION (excluding schools)		Self-Liquidating	100,000.00	Sale For Cash (1993)	
Libraries		Other	820,491.00	Cancelled, Abated or Adjusted (1993)	
Other Educational Services		Total	992,803.95	Balance December 31, 1993	38,250.00
STATUTORY EXPENDITURES		EQUALIZED VALUATION BASIS		CURRENT FINANCES DECEMBER 31, 1993	
Pensions & F. I. C. A.	29,191.00	FOR NET DEBT COMPUTATION	325,665.480	ASSETS	
Employee Fringe Benefits	29,000.00	REAL PROPERTY VALUATIONS		Cash Dec. 31, 1993	855,058.12
Other Statutory Expenditures	3,600.00	Code Class # of Parcels % VALN	ASSESSED VALUATION	Taxes Receivable	83,455.76
CETA And Other Public Employment Programs		1 Vacant Land 124 7.08	22,621,800.00	Tox Title Liens	
MUNICIPAL FUNCTIONS TOTAL	1,125,293.60	2 Residential 1059 85.45	273,113,980.00	Foreclosed Property	38,250.00
CAPITAL IMPROVEMENTS *MEMO*	70,000.00	3 Farm		Emergencies & Other Deferred Charges	30,000.00
DEBT SERVICE		4a Commercial 49 6.36	21,929,525.00	State and Federal Aid Receivable	
Principal Payments	43,841.00	4b Industrial		Other Receivables	16,091.23
Interest Payments	30,115.54	4c Apartments 4 .62	1,966,100.00	Total	1,022,355.11
		Total 1236	319,631,405.00	LIABILITIES, RESERVES, AND SURPLUS	
DEFERRED CHARGES	15,000.00	Land Area .70 Sq. Miles		Cash Liabilities	322,910.92
SCHOOL, COUNTY, SPECIAL DISTRICT TAXES	2,695,631.32	Net Valuation Taxable-Municipal	320,339,349	Reserves for Receivables	137,796.99
RESERVE FOR UNCOLLECTED TAXES	238,000.00	Net Valuation Taxable-County	319,708,048	Surplus Dec. 31, 1993	562,147.20
EXPENDITURES TOTAL	4,147,931.46	State Equalized Valuation	321,301,129	Total	1,022,855.11
		State Equalization Rate	99.70		

0403

Population 1990 6,774
 Population 1993 6,586
 S & P Rating
 Moody Rating A

General Tax Rate Per \$100 4.71
 State Equalized Tax Rate 3.10

BARRINGTON BOROUGH - CAMDEN CO.

Form of Government:
 Borough Council

Number of Members on Governing Body - 6

PER CAPITA

Gross Debt 524.39
 Net Debt 523.97
 Debt Service 49.96
 Total Tax Levy 1,291.47
 Municipal Expenditures 550.66

PER CENT:

Gross Debt 1.37
 Net Debt 1.37
 Tax Levy Collected 96.79
 Tax Levy Cancelled, Abated or Adjusted .23

EXPENDITURES		REVENUES-REALIZED		1993 PROPERTY TAX	
GENERAL GOVERNMENT				STATE EQUALIZED TAX RATE	
Governing Body & Public Boords		1993 Property Taxes Collected	7,662,455.38	Local District School Taxes	1.31
Municipal Clerk		1993 Payments in Lieu of Taxes		Regional & Consolidated School Tax	
Financial Administration	20,668.00	Delinquent Tax & Lien Collections	269,693.72	School Taxes in Municipal Budget	
Assessment of Taxes	30,326.75	Business Personalty Replacement Taxes	241,286.48	County Taxes	.81
Collection of Taxes	17,004.65	Taxes From Public Utilities	414,375.88	County Library Taxes	.03
Planning, Housing & Development	13,516.00	Other Miscellaneous Tax Revenues		Local Municipal Purpose Taxes	.75
Human Resources	46,196.72	State Aid Revenues	412,672.07	Veteran & Senior Citizen Taxes	
Elections		Federal Aid Revenues	4,950.00	Total Taxes for Rate Computation	3.10
General Administration (other)	422,813.24			Special District Taxes	
JUDICIARY		Sale of Acquired Property		Bank Corp. Taxes	
Municipal Courts	59,581.38	Other Miscellaneous Revenues	303,776.14	Added and Omitted Taxes	
PUBLIC SAFETY		Total	9,309,209.67	Total Taxes Levied - ABSTRACT	7,912,880.30
Fire Protection	85,247.80	Prior Years Surplus Appropriated	353,780.73	Total Taxes Billed	7,916,574.69
Police Protection	766,755.35	REVENUES	9,662,990.40	1993 TAXES COLLECTED	7,662,455.38
Civil Defense & Disaster Control	4,950.00	Reserve For Uncollected Taxes	322,408.87	1993 Taxes Cancelled, Abated or Adjusted	17,907.65
Environmental Inspection & Control		CAPITAL OUTLAY	1,001,778.05	Transfer to Tax Title Liens or Foreclosed	11,539.11
Other Public Safety		Total		Balance Outstanding Dec. 31, 1993	224,672.55
PUBLIC WORKS		Public Enterprises	57,085.43	PRIOR YEARS TAXES OUTSTANDING	
Streets and Drainage	862,684.34	Recreation-Culture		Balance January 1, 1993	274,500.89
Sewers and Sewage Processing		Public Works	395,544.37	Collected in 1993	258,505.76
Garbage and Trash Disposal	31,018.00	Buildings and Grounds	549,148.25	Cancelled, Abated or Adjusted 1993	4,803.03
Public Buildings and Grounds	24,803.00	Library and Education		Transfers to Tax Title Liens or Foreclosed	
Other Public Works		Conservation		Balance December 31, 1993	11,192.09
HEALTH and WELFARE		All Other		TAX TITLE LIENS OUTSTANDING	
Health Services Except Environmental	6,275.00			Balance January 1, 1993	54,136.25
Welfare-Public Assistance	1,924.00	CAPITAL DEBT AUTHORIZED, DECEMBER 31, 1993		Transfer From Taxes	11,539.11
Hospital, Clinics, First Aid		ISSUED AND UNISSUED	GROSS DEBT	Redeemed in 1993	11,187.96
Animal, Insect, & Rudent Control		School		Cancelled, Abated or Adjusted (1993)	
Other Welfare Services		Self-Liquidating	612,359	Transfer to Foreclosed Property	
RECREATION and CONSERVATION		Other	2,844,538	Balance December 31, 1993	64,487.40
Beaches and Boardwalks	19,715.00	Total	3,456,897	PROPERTY ACQUIRED BY DEED OR	
Parks, Playgrounds, Shade Trees	8,733.55			FORECLOSURE	
Land Reclamation & Conservation	13,825.00	ISSUED AND OUTSTANDING		Balance January 1, 1993	15,000.00
Other Recreational Services		School		Transfers From Taxes or Liens	
EDUCATION (excluding schools)		Self-Liquidating	495,000.00	Sale For Cash (1993)	
Libraries		Other	2,579,600.00	Cancelled, Abated or Adjusted (1993)	
Other Educational Services		Total	3,074,600.00	Balance December 31, 1993	15,000.00
STATUTORY EXPENDITURES		EQUALIZED VALUATION BASIS		CURRENT FINANCES DECEMBER 31, 1993	
Pensions & F. I. C. A.	203,483.41	FOR NET DEBT COMPUTATION	251,991,735	ASSETS	
Employee Fringe Benefits	331,192.21	REAL PROPERTY VALUATIONS		Cash Dec. 31, 1993	944,653.60
Other Statutory Expenditures	4,500.00	Code Class # of Parcels % VALN	ASSESSED VALUATION	Taxes Receivable	235,864.64
CETA And Other Public Employment Programs		1 Vacant Land 69 .63	1,060,650.00	Tax Title Liens	64,487.40
MUNICIPAL FUNCTIONS		2 Residential 1993 76.00	127,002,300.00	Foreclosed Property	15,000.00
CAPITAL IMPROVEMENTS		3 Farm 2 .13	217,900.00	Emergencies & Other Deferred Charges	
DEBT SERVICE		4a Commercial 63 6.61	11,052,600.00	State and Federal Aid Receivable	67,243.29
Principal Payments	215,000.00	4b Industrial 12 10.02	16,745,150.00	Other Receivables	50,788.98
Interest Payments	114,758.00	4c Apartments 8 6.59	11,020,000.00	Total	1,378,037.82
		Total 2147	167,098,600.00	LIABILITIES, RESERVES, AND SURPLUS	
DEFERRED CHARGES		Land Area 1.59 Sq. Miles		Cash Liabilities	376,023.06
SCHOOL, COUNTY, SPECIAL DISTRICT TAXES	5,971,531.07	Net Valuation Taxable-Municipal	167,703,948	Reserves for Receivables	366,140.94
RESERVE FOR UNCOLLECTED TAXES	322,408.87	Net Valuation Taxable-County	259,093,398	Surplus Dec. 31, 1993	635,873.82
EXPENDITURES		State Equalized Valuation	254,753,705	Total	1,378,037.82
TOTAL	9,598,219.34	State Equalization Ratio	65.75		

0331

Population 1990 1,580
 Population 1993 1,586
 S & P Rating
 Moody Rating

General Tax Rate Per \$100. 3.23
 State Equalized Tax Rate 2.13

BASS RIVER TOWNSHIP - BURLINGTON CO.

Form of Government:

Commission (1911)

Number of Members on Governing Body - 3

PER CAPITA

Gross Debt 1,613.38
 Net Debt 633.33
 Debt Service 20.30
 Total Tax Levy 941.52
 Municipal Expenditures 543.01

PER CENT

Gross Debt 3.50
 Net Debt 1.39
 Tax Levy Collected 97.44
 Tax Levy Cancelled, Abated or Adjusted

EXPENDITURES		REVENUES-REALIZED		1993 PROPERTY TAX	
GENERAL GOVERNMENT				STATE EQUALIZED TAX RATE	
Governing Body & Public Boards		1993 Property Taxes Collected	1,305,761.32	Local District School Taxes .79	550,728.00
Municipal Clerk		1993 Payments in Lieu of Taxes		Regional & Consolidated School Tax .71	495,549.17
Financial Administration	34,117.80	Delinquent Tax & Lien Collections	199,766.01	School Taxes in Municipal Budget	
Assessment of Taxes	32,500.00	Business Personalty Replacement Taxes	22,269.80	County Taxes .59	412,797.76
Collection of Taxes	22,500.00	Taxes From Public Utilities	88,281.00	County Library Taxes .04	26,125.29
Planning, Housing & Development	3,000.00	Other Miscellaneous Tax Revenues		Local Municipal Purpose Taxes	
Human Resources	14,133.00	State Aid Revenues	79,636.00	Veteran & Senior Citizen Taxes	15,850.00
Elections		Federal Aid Revenues		Total Taxes for Rate Computation 2.13	1,501,050.21
General Administration (other)	131,000.00			Special District Taxes	
JUDICIARY				Bank Corp. Taxes	
Municipal Courts	100,000.00	Sale of Acquired Property		Added and Omitted Taxes	8,056.16
PUBLIC SAFETY		Other Miscellaneous Revenues	276,334.04	Total Taxes Levied - ABSTRACT	1,493,256.37
Fire Protection	21,982.20		Total 1,972,048.17	Total Taxes Billed	1,493,256.37
Police Protection	5,000.00	Prior Years Surplus Appropriated	384,000.00	1993 TAXES COLLECTED	1,305,761.32
Civil Defense & Disaster Control	2,100.00	REVENUES TOTAL	2,356,048.17	1993 Taxes Cancelled, Abated or Adjusted	
Environmental Inspection & Control	15,500.00	Reserve For Uncollected Taxes	250,175.00	Transfer to Tax Title Liens or Foreclosed	
Other Public Safety		CAPITAL OUTLAY TOTAL	211,094.73	Balance Outstanding Dec. 31, 1993	187,495.05
PUBLIC WORKS				PRIOR YEARS TAXES OUTSTANDING	
Streets and Drainage	37,000.00	Public Enterprises		Balance January 1, 1993	213,643.67
Sewers and Sewage Processing	17,000.00	Recreation-Culture		Collected in 1993	184,823.47
Garbage and Trash Disposal	18,000.00	Public Works	32,391.27	Cancelled, Abated or Adjusted 1993	
Public Buildings and Grounds	15,000.00	Buildings and Grounds	178,703.46	Transfers to Tax Title Liens or Foreclosed	
Other Public Works	1,500.00	Library and Education		Balance December 31, 1993	28,820.20
HEALTH and WELFARE		Conservation		TAX TITLE LIENS OUTSTANDING	
Health Services Except Environmental	700.00	All Other		Balance January 1, 1993	167,126.89
Welfare-Public Assistance	1,850.00			Transfer From Taxes	
Hospital, Clinics, First Aid		CAPITAL DEBT AUTHORIZED, DECEMBER 31, 1993		Redeemed In 1993	14,942.54
Animal, Insect, & Rodent Control	6,300.00	ISSUED AND UNISSUED		Cancelled, Abated or Adjusted (1993)	
Other Welfare Services		School	1,546,430	Transfer to Foreclosed Property	
RECREATION and CONSERVATION		Self-Liquidating		Balance December 31, 1993	152,184.35
Beaches and Boardwalks		Other	1,012,396	PROPERTY ACQUIRED BY DEED OR FORECLOSURE	
Parks, Playgrounds, Shade Trees		Total	2,558,826	Balance January 1, 1993	102,300.00
Land Reclamation & Conservation	76,400.00			Transfers From Taxes or Liens	
Other Recreational Services	3,500.00	ISSUED AND OUTSTANDING		Sale For Cash (1993)	
EDUCATION (excluding schools)		School	1,546,430.28	Cancelled, Abated or Adjusted (1993)	
Libraries	275.00	Self-Liquidating		Balance December 31, 1993	102,300.00
Other Educational Services		Other	748,550.00	CURRENT FINANCES DECEMBER 31, 1993	
STATUTORY EXPENDITURES		Total	2,294,980.28	ASSETS	
Pensions & F. I. C. A.	19,000.00	EQUALIZED VALUATION BASIS		Cash Dec. 31, 1993	573,740.42
Employee Fringe Benefits		FOR NET DEBT COMPUTATION	73,011,305	Taxes Receivable	216,315.25
Other Statutory Expenditures	500.00	REAL PROPERTY VALUATIONS		Tax Title Liens	152,184.35
CETA And Other Public Employment Programs		Code Class # of Parcels % VAL'N	ASSESSED VALUATION	Foreclosed Property	102,300.00
MUNICIPAL FUNCTIONS TOTAL	578,858.00	1 Vacant Land 594 9.75	4,382,090.00	Emergencies & Other Deferred Charges	20,000.00
CAPITAL IMPROVEMENTS *MEMO*	15,000.00	2 Residential 513 71.59	32,189,750.00	State and Federal Aid Receivable	47,760.00
DEBT SERVICE		3 Farm 15 1.99	898,250.00	Other Receivables	21,194.31
Principal Payments	21,550.00	4a Commercial 50 16.67	7,495,500.00	Total	1,133,494.33
Interest Payments	10,639.72	4b Industrial		LIABILITIES, RESERVES, AND SURPLUS	
DEFERRED CHARGES		4c Apartments		Cash Liabilities	227,572.48
SCHOOL, COUNTY, SPECIAL DISTRICT TAXES	1,435,200.21	Total 1172	44,965,590.00	Reserves for Receivables	488,791.21
RESERVE FOR UNCOLLECTED TAXES	250,175.00	Land Area 77.35 Sq. Miles		Surplus Dec. 31, 1993	417,220.54
EXPENDITURES TOTAL	2,346,421.93	Net Valuation Taxable-Municipal	46,044,578	Total	1,133,494.33
		Net Valuation Taxable-County	78,057,829		
		State Equalized Valuation	69,208,670		
		State Equalization Ratio	66.00		

1502

Population 1990 1,226
 Population 1993 1,217
 S & P Rating
 Moody Rating

General Tax Rate Per \$100 1.14
 State Equalized Tax Rate 1.06

BAY HEAD BOROUGH - OCEAN COUNTY

Form of Government:

Borough Council

Number of Members on Governing Body - 6

PER CAPITA
 Gross Debt 3.49
 Net Debt 3.49
 Debt Service
 Total Tax Levy 3,528.05
 Municipal Expenditures 2,044.21

PER CENT
 Gross Debt
 Net Debt
 Tax Levy Collected 97.34
 Tax Levy Cancelled, Abated or Adjusted .03

EXPENDITURES		REVENUES-REALIZED		1993 PROPERTY TAX	
GENERAL GOVERNMENT				STATE EQUALIZED TAX RATE ———→ .29	
Governing Body & Public Boards		1993 Property Taxes Collected 4,179,412.52		Local District School Taxes	1,170,754.00
Municipal Clerk		1993 Payments in Lieu of Taxes 168,262.01		Regional & Consolidated School Tax	
Financial Administration	33,700.00	Delinquent Tax & Lien Collections 8,387.52		School Taxes in Municipal Budget	
Assessment of Taxes	17,300.00	Business Personality Replacement Taxes 169,359.00		County Taxes	* 1,781,128.54
Collection of Taxes	34,650.00	Other Miscellaneous Tax Revenues 227,779.37		County Library Taxes	151,125.93
Planning, Housing & Development	21,000.00	State Aid Revenues		Local Municipal Purpose Taxes	1,180,000.00
Human Resources	46,837.00	Federal Aid Revenues		Veteran & Senior Citizen Taxes	9,450.00
Elections	500.00	Sale of Acquired Property		Total Taxes for Rate Computation 1.06	4,292,458.47
General Administration (other)	248,850.00	Other Miscellaneous Revenues		Special District Taxes	
JUDICIARY		Total 5,318,374.78		Bank Corp. Taxes	
Municipal Courts	38,000.00	Prior Years Surplus Appropriated 491,901.82		Added and Omitted Taxes	10,622.62
PUBLIC SAFETY		REVENUES TOTAL 5,810,276.60		Total Taxes Levied - ABSTRACT	4,293,631.09
Fire Protection	63,726.20	Reserve For Uncollected Taxes 245,625.00		Total Taxes Billed	4,293,631.09
Police Protection	388,263.17	CAPITAL OUTLAY TOTAL 5,034.27		1993 TAXES COLLECTED	4,179,412.52
Civil Defense & Disaster Control	2,500.00	Public Enterprises		1993 Taxes Cancelled, Abated or Adjusted	3,633.65
Environmental Inspection & Control	20,350.00	Recreation-Culture		Transfer to Tax Title Liens or Foreclosed	4,819.11
Other Public Safety		Public Works 3,384.27		Balance Outstanding Dec. 31, 1993	105,765.85
PUBLIC WORKS		Buildings and Grounds 1,650.00		PRIOR YEARS TAXES OUTSTANDING	
Streets and Drainage	189,200.00	Library and Education		Balance January 1, 1993	151,033.41
Sewers and Sewage Processing	356,390.00	Conservation		Collected in 1993	150,958.24
Garbage and Trash Disposal	167,500.00	All Other		Cancelled, Abated or Adjusted 1993	
Public Buildings and Grounds	72,000.00	CAPITAL DEBT AUTHORIZED, DECEMBER 31, 1993		Transfers to Tax Title Liens or Foreclosed	65.94
Other Public Works	3,000.00	ISSUED AND UNISSUED GROSS DEBT NET DEBT		Balance December 31, 1993	9.23
HEALTH and WELFARE		School 4,250 4,250		TAX TITLE LIENS OUTSTANDING	
Health Services Except Environmental	3,050.00	Self-Liquidating 4,250 4,250		Balance January 1, 1993	24,312.15
Welfare-Public Assistance	875.00	Other 4,250 4,250		Transfer From Taxes	7,743.39
Hospital, Clinics, First Aid		Total 4,250 4,250		Redeemed In 1993	17,303.77
Animal, Insect, & Rodent Control	700.00	ISSUED AND OUTSTANDING		Cancelled, Abated or Adjusted (1993)	
Other Welfare Services		School		Transfer to Foreclosed Property	
RECREATION and CONSERVATION		Self-Liquidating		Balance December 31, 1993	14,751.77
Beaches and Boardwalks	1,800.00	Other		PROPERTY ACQUIRED BY DEED OR FORECLOSURE	
Parks, Playgrounds, Shade Trees	14,500.00	Total		Balance January 1, 1993	
Land Reclamation & Conservation	99,350.00	EQUALIZED VALUATION BASIS FOR NET DEBT COMPUTATION 409,457,242		Transfers From Taxes or Liens	
Other Recreational Services		REAL PROPERTY VALUATIONS		Sale For Cash (1993)	
EDUCATION (excluding schools)		Code Class # of Parcels % VAL'N ASSESSED VALUATION		Cancelled, Abated or Adjusted (1993)	
Libraries	1,000.00	1 Vacant Land 86 3.23 12,114,800.00		Balance December 31, 1993	
Other Educational Services		2 Residential 918 88.53 332,357,500.00		CURRENT FINANCES DECEMBER 31, 1993	
STATUTORY EXPENDITURES		3 Farm 1065 375,436,700.00		ASSETS	
Pensions & F. I. C. A.	133,500.00	4a Commercial 61 8.25 30,964,400.00		Cash Dec. 31, 1993	1,146,016.99
Employee Fringe Benefits	110,000.00	4b Industrial		Taxes Receivable	105,775.08
Other Statutory Expenditures		4c Apartments		Tax Title Liens	14,751.77
CETA And Other Public Employment Programs	2,068,541.37	Total 1065 375,436,700.00		Foreclosed Property	
MUNICIPAL FUNCTIONS TOTAL 2,068,541.37		Land Area .60 Sq. Miles		Emergencies & Other Deferred Charges	37,100.00
CAPITAL IMPROVEMENTS *MEMO*	63,125.00	Net Valuation Taxable-Municipal 376,049,132		State and Federal Aid Receivable	132,300.00
DEBT SERVICE		Net Valuation Taxable-County 403,543,457		Other Receivables	108,288.71
Principal Payments		State Equalized Valuation 405,456,261		Total	1,544,232.55
Interest Payments		State Equalization Ratio 92.83		LIABILITIES, RESERVES, AND SURPLUS	
DEFERRED CHARGES	173,640.73			Cash Liabilities	509,330.94
SCHOOL, COUNTY, SPECIAL DISTRICT TAXES	3,103,008.47			Reserves for Receivables	361,115.56
RESERVE FOR UNCOLLECTED TAXES	245,625.00			Surplus Dec. 31, 1993	673,786.05
EXPENDITURES TOTAL 5,590,815.57				Total	1,544,232.55

*Includes County Health Services Taxes, County Vocational School Taxes, or County Open Space Tax. See Table 13

Population 1990 61,444
 Population 1993 62,155
 S & P Rating
 Moody Rating AAA

General Tax Rate Per \$100. 3.08
 State Equalized Tax Rate 2.82

BAYONNE CITY - HUDSON COUNTY
 Form of Government:
Mayor-Council Plan C (OMCL 50)
 Number of Members on Governing Body - 5

PER CAPITA
 Gross Debt 1,232.67
 Net Debt 534.60
 Debt Service 71.40
 Total Tax Levy 1,250.93
 Municipal Expenditures 950.07

PER CENT.
 Gross Debt 2.77
 Net Debt 1.20
 Tax Levy Collected 96.70
 Tax Levy Cancelled, Abated or Adjusted .19

EXPENDITURES		REVENUES-REALIZED		1993 PROPERTY TAX	
GENERAL GOVERNMENT				STATE EQUALIZED TAX RATE	
Governing Body & Public Boards	314,800.00	1993 Property Taxes Collected	75,696,685.35	Local District School Taxes	1.09 30,026,393.50
Municipal Clerk	185,700.00	1993 Payments in Lieu of Taxes	625,656.28	Regional & Consolidated School Tax	
Financial Administration	464,000.00	Delinquent Tax & Lien Collections	2,614,170.94	School Taxes in Municipal Budget	.07 1,910,549.00
Assessment of Taxes	205,000.00	Business Personalty Replacement Taxes	2,816,890.00	County Taxes	.66 13,230,045.73
Collection of Taxes	206,000.00	Taxes From Public Utilities	2,976,196.21	County Library Taxes	
Planning, Housing & Development	49,500.00	Other Miscellaneous Tax Revenues		Local Municipal Purpose Taxes	.99 27,455,835.66
Human Resources	662,949.00	State Aid Revenues	6,533,735.29	Veteran & Senior Citizen Taxes	
Elections	46,000.00	Federal Aid Revenues		Total Taxes for Rate Computation	2.81 73,102,523.39
General Administration (other)	1,334,000.00			Special District Taxes	
JUDICIARY		Sale of Acquired Property		Bank Corp. Taxes	
Municipal Courts	812,000.00	Other Miscellaneous Revenues	5,159,303.39	Added and Omitted Taxes	71,956.90
PUBLIC SAFETY		Total	96,422,638.46	Total Taxes Levied - ABSTRACT	77,745,235.79
Fire Protection	8,342,000.00	Prior Years Surplus Appropriated	3,400,000.00	Total Taxes Billed	78,275,940.00
Police Protection	9,384,000.00	REVENUES TOTAL	99,822,638.46	1993 TAXES COLLECTED	75,696,686.35
Civil Defense & Disaster Control	40,585.00	Reserve For Uncollected Taxes	3,986,403.56	1993 Taxes Cancelled, Abated or Adjusted	143,609.92
Environmental Inspection & Control	344,250.00			Transfer to Tax Title Liens or Foreclosed	14,398.39
Other Public Safety		CAPITAL OUTLAY TOTAL	11,789,552.02	Balance Outstanding Dec. 31, 1993	2,421,245.34
PUBLIC WORKS				PRIOR YEARS TAXES OUTSTANDING	
Streets and Drainage	3,196,500.00	Public Enterprises	1,260,670.59	Balance January 1, 1993	4,667,518.94
Sewers and Sewage Processing	3,450,000.00	Recreation-Culture	5,875.00	Collected in 1993	1,989,312.52
Garbage and Trash Disposal	270,000.00	Public Works	211,181.38	Cancelled, Abated or Adjusted 1993	
Public Buildings and Grounds	927,500.00	Buildings and Grounds	2,081,299.14	Transfer to Tax Title Liens or Foreclosed	1,320,796.48
Other Public Works	538,900.00	Library and Education	8,230,525.91	Balance December 31, 1993	1,357,409.94
HEALTH and WELFARE		Conservation		TAX TITLE LIENS OUTSTANDING	
Health Services Except Environmental	1,238,637.76	All Other		Balance January 1, 1993	755,768.53
Welfare-Public Assistance	164,500.00	CAPITAL DEBT AUTHORIZED, DECEMBER 31, 1993		Transfer From Taxes	1,335,194.87
Hospital, Clinics, First Aid	27,000.00	ISSUED AND UNISSUED		Redeemed in 1993	624,858.42
Animal, Insect, & Rodent Control		GROSS DEBT		Cancelled, Abated or Adjusted (1993)	
Other Welfare Services		School	42,837,600	Transfer to Foreclosed Property	
RECREATION and CONSERVATION		Self-Liquidating	15,151,719	Balance December 31, 1993	1,466,104.98
Beaches and Boardwalks		Other	18,627,561	PROPERTY ACQUIRED BY DEED OR FORECLOSURE	
Parks, Playgrounds, Shade Trees	610,000.00	Total	76,616,880	Balance January 1, 1993	17,871,000.06
Land Reclamation & Conservation	171,500.00	ISSUED AND OUTSTANDING		Transfers From Taxes or Liens	
Other Recreational Services	133,250.00	School	39,245,600.00	Sale For Cash (1993)	
EDUCATION (excluding schools)		Self-Liquidating	13,571,719.00	Cancelled, Abated or Adjusted (1993)	
Libraries	1,414,000.00	Other	16,786,501.44	Balance December 31, 1993	17,871,000.06
Other Educational Services		Total	69,603,820.44	CURRENT FINANCES DECEMBER 31, 1993	
STATUTORY EXPENDITURES		EQUALIZED VALUATION BASIS FOR NET DEBT COMPUTATION	2,768,909,326	ASSETS	
Pensions & F. I. C. A.	3,357,000.00	REAL PROPERTY VALUATIONS		Cash Dec. 31, 1993	11,696,534.06
Employee Fringe Benefits	4,155,000.00	Code Class # of Parcels % VAL'N ASSESSED VALUATION		Taxes Receivable	3,778,655.28
Other Statutory Expenditures		1 Vacant Land 439 3.44	36,563,200.00	Tax Title Liens	1,466,104.98
CETA And Other Public Employment Programs		2 Residential 10611 56.56	1,421,502,600.00	Foreclosed Property	17,871,000.06
MUNICIPAL FUNCTIONS		3 Farm		Emergencies & Other Deferred Charges	63,000.00
CAPITAL IMPROVEMENTS		4a Commercial 1280 14.25	358,268,900.00	State and Federal Aid Receivable	174,806.75
DEBT SERVICE		4b Industrial 154 21.27	534,531,800.00	Other Receivables	42,216.10
Principal Payments	1,831,637.40	4c Apartments 320 4.47	112,422,000.00	Total	35,032,317.23
Interest Payments	2,606,003.45	Total 12804	2,513,238,500.00	LIABILITIES, RESERVES, AND SURPLUS	
TYPE I SCHL DEBT *MEMO	2,883,579.07			Cash Liabilities	6,031,800.45
DEFERRED CHARGES	555,313.10	Land Area 5.39 Sq. Miles		Reserves for Receivables	23,151,594.79
SCHOOL, COUNTY, SPECIAL DISTRICT TAXES	50,217,473.23	Net Valuation Taxable-Municipal	2,525,104,097	Surplus Dec. 31, 1993	5,898,922.00
RESERVE FOR UNCOLLECTED TAXES	3,986,403.56	Net Valuation Taxable-County	2,840,736,769	Total	35,082,317.23
EXPENDITURES TOTAL	101,241,427.50	State Equalized Valuation	2,753,379,211		
		State Equalization Rate	91.49		

1533

Population 1990 1,475
 Population 1993 1,463
 S & P Rating
 Moody Rating AAA

General Tax Rate Per \$100. 1.45
 State Equalized Tax Rate 1.33

BEACH HAVEN BOROUGH - OCEAN CO.

Form of Government:
Commission (1911)
 Number of Members on Governing Body - 3

PER CAPITA:
 Gross Debt 3,316.89
 Net Debt 2,213.23
 Debt Service 263.40
 Total Tax Levy 5,234.22
 Municipal Expenditures 3,373.03

PER CENT:
 Gross Debt .83
 Net Debt .55
 Tax Levy Collected 96.00
 Tax Levy Cancelled, Abated or Adjusted .73

EXPENDITURES		REVENUES-REALIZED		1993 PROPERTY TAX	
GENERAL GOVERNMENT		1993 Property Taxes Collected		STATE EQUALIZED TAX RATE	
Governing Body & Public Boards		1993 Payments in Lieu of Taxes		Local District School Taxes .14	
Municipal Clerk		Delinquent Tax & Lien Collections		Regional & Consolidated School Tax .25	
Financial Administration	120,840.03	Business Personalty Replacement Taxes		School Taxes in Municipal Budget	
Assessment of Taxes	41,710.00	Taxes From Public Utilities		County Taxes .42	
Collection of Taxes	55,023.00	Other Miscellaneous Tax Revenues		County Library Taxes	
Planning, Housing & Development	58,560.02	State Aid Revenues		Local Municipal Purpose Taxes .52	
Human Resources	52,123.00	Federal Aid Revenues		Veteran & Senior Citizen Taxes	
Elections	2,000.00	Sale of Acquired Property		Total Taxes for Rate Computation 1.33	
General Administration (other)	346,910.00	Other Miscellaneous Revenues		Special District Taxes	
JUDICIARY		Total		Bank Corp. Taxes	
Municipal Courts	52,755.00	Prior Years Surplus Appropriated		Added and Omitted Taxes	
PUBLIC SAFETY		REVENUES TOTAL		Total Taxes Levied - ABSTRACT	
Fire Protection	22,924.00	Reserve For Uncollected Taxes		Total Taxes Billed	
Police Protection	924,325.11	CAPITAL OUTLAY TOTAL		1993 TAXES COLLECTED	
Civil Defense & Disaster Control	18,600.00	Public Enterprises		1993 Taxes Cancelled, Abated or Adjusted	
Environmental Inspection & Control	19,760.00	Recreation-Culture		Transfer to Tax Title Liens or Foreclosed	
Other Public Safety		Public Works		Balance Outstanding Dec. 31, 1993	
PUBLIC WORKS		Buildings and Grounds		PRIOR YEARS TAXES OUTSTANDING	
Streets and Drainage	383,075.00	Library and Education		Balance January 1, 1993	
Sewers and Sewage Processing	47,500.00	Conservation		Collected in 1993	
Garbage and Trash Disposal	531,495.50	All Other		Cancelled, Abated or Adjusted 1993	
Public Buildings and Grounds	93,869.50	CAPITAL DEBT AUTHORIZED, DECEMBER 31, 1993		Transfers to Tax Title Liens or Foreclosed	
Other Public Works	30,600.00	ISSUED AND UNISSUED		Balance December 31, 1993	
HEALTH and WELFARE		SCHOOL		TAX TITLE LIENS OUTSTANDING	
Health Services Except Environmental	40,950.00	GROSS DEBT		Balance January 1, 1993	
Welfare-Public Assistance	4,100.00	NET DEBT		Transfer From Taxes	
Hospital, Clinics, First Aid	3,000.00	Self-Liquidating		Redeemed In 1993	
Animal, Insect, & Rodent Control	11,500.00	Other		Cancelled, Abated or Adjusted (1993)	
Other Welfare Services		Total		Transfer to Foreclosed Property	
RECREATION and CONSERVATION		ISSUED AND OUTSTANDING		Balance December 31, 1993	
Beaches and Boardwalks	180,971.00	SCHOOL		PROPERTY ACQUIRED BY DEED OR	
Parks, Playgrounds, Shade Trees	14,103.00	Self-Liquidating		FORECLOSURE	
Land Reclamation & Conservation	983.30	Other		Balance January 1, 1993	
Other Recreational Services	19,560.00	Total		Transfers From Taxes or Liens	
EDUCATION (excluding schools)		EQUALIZED VALUATION BASIS		Sale For Cash (1993)	
Libraries	353,493.00	FOR NET DEBT COMPUTATION		Cancelled, Abated or Adjusted (1993)	
Other Educational Services	750.00	REAL PROPERTY VALUATIONS		Balance December 31, 1993	
STATUTORY EXPENDITURES		Code Class # of Parcels % VALN		CURRENT FINANCES DECEMBER 31, 1993	
Pensions & F. I. C. A.	144,143.95	ASSESSED VALUATION		ASSETS	
Employee Fringe Benefits	303,235.00	1 Vacant Land 367 4.71		Cash Dec. 31, 1993	
Other Statutory Expenditures	20,000.00	2 Residential 2050 82.40		Taxes Receivable	
CETA And Other Public Employment Programs		3 Farm		Tax Title Liens	
MUNICIPAL FUNCTIONS TOTAL	3,899,850.41	4a Commercial 114 10.71		Foreclosed Property	
CAPITAL IMPROVEMENTS *MEMO*	25,000.00	4b Industrial		Emergencies & Other Deferred Charges	
DEBT SERVICE		4c Apartments 19 2.17		State and Federal Aid Receivable	
Principal Payments	213,136.82	Total 2550		Other Receivables	
Interest Payments	167,172.52	Land Area 1.00 Sq. Miles		Total	
DEFERRED CHARGES	147,939.00	Net Valuation Taxable-Municipal		LIABILITIES, RESERVES, AND SURPLUS	
SCHOOL, COUNTY, SPECIAL DISTRICT TAXES	4,049,778.06	Net Valuation Taxable-County		Cash Liabilities	
RESERVE FOR UNCOLLECTED TAXES	501,600.00	State Equalized Valuation		Reserves for Receivables	
EXPENDITURES TOTAL	9,584,526.81	State Equalization Ratio		Surplus Dec. 31, 1993	
				Total	

1504

Population 1990 3,324
 Population 1993 3,753
 S & P Rating
 Moody Rating AAA

General Tax Rate Per \$100.

1.97

State Equalized Tax Rate

2.14

BEACHWOOD BOROUGH - OCEAN COUNTY

Form of Government:

Borough Council

Number of Members on Governing Body - 6

PER CAPITA.

Gross Debt 371.69
 Net Debt 521.93
 Debt Service 51.66
 Total Tax Levy 314.76
 Municipal Expenditures 427.61

PER CENT

Gross Debt 2.29
 Net Debt 1.53
 Tax Levy Collected 94.39
 Tax Levy Cancelled, Abated or Adjusted .45

EXPENDITURES		REVENUES-REALIZED		1993 PROPERTY TAX	
GENERAL GOVERNMENT		1993 Property Taxes Collected 7,503,203.89		STATE EQUALIZED TAX RATE	
Governing Body & Public Boards		1993 Payments in Lieu of Taxes		Local District School Taxes	
Municipal Clerk		Delinquent Tax & Lien Collections	428,383.38	Regional & Consolidated School Tax 1.17	
Financial Administration	79,440.00	Business Personality Replacement Taxes	10,325.12	School Taxes in Municipal Budget	
Assessment of Taxes	21,175.00	Taxes From Public Utilities	446,504.00	County Taxes .45	
Collection of Taxes	63,746.00	Other Miscellaneous Tax Revenues		County Library Taxes .04	
Planning, Housing & Development	17,665.00	State Aid Revenues	584,785.62	Local Municipal Purpose Taxes .48	
Human Resources	54,341.27	Federal Aid Revenues		Veteran & Senior Citizen Taxes	
Elections	2,000.00			Total Taxes for Rate Computation 2.14	
General Administration (other)	437,350.00			Special District Taxes	
JUDICIARY				Bank Corp. Taxes	
Municipal Courts	75,270.00	Sale of Acquired Property		Added and Omitted Taxes	
PUBLIC SAFETY		Other Miscellaneous Revenues	352,424.97	Total Taxes Levied - ABSTRACT	
Fire Protection	84,568.00			Total Taxes Billed	
Police Protection	825,673.55	Prior Years Surplus Appropriated	1,000,000.00	1993 TAXES COLLECTED	
Civil Defense & Disaster Control	5,941.00	REVENUES TOTAL	10,326,126.98	1993 Taxes Cancelled, Abated or Adjusted	
Environmental Inspection & Control	22,020.00	Reserve For Uncollected Taxes	496,000.00	Transfer to Tax Title Liens or Foreclosed	
Other Public Safety		CAPITAL OUTLAY TOTAL	282,083.58	Balance Outstanding Dec. 31, 1993	
PUBLIC WORKS				PRIOR YEARS TAXES OUTSTANDING	
Streets and Drainage	71,000.00	Public Enterprises	69,599.20	Balance January 1, 1993	
Sewers and Sewage Processing	185,495.00	Recreation-Culture		Collected in 1993	
Garbage and Trash Disposal	346,385.00	Public Works	74,219.02	Cancelled, Abated or Adjusted 1993	
Public Buildings and Grounds	8,730.00	Buildings and Grounds	138,265.36	Transfers to Tax Title Liens or Foreclosed	
Other Public Works	321,355.00	Library and Education		Balance December 31, 1993	
HEALTH and WELFARE		Conservation		TAX TITLE LIENS OUTSTANDING	
Health Services Except Environmental	955.00	All Other		Balance January 1, 1993	
Welfare-Public Assistance	3,380.00	CAPITAL DEBT AUTHORIZED, DECEMBER 31, 1993		Transfer From Taxes	
Hospital, Clinics, First Aid		ISSUED AND UNISSUED		Redeemed in 1993	
Animal, Insect, & Rodent Control	4,000.00	School	581,965	Cancelled, Abated or Adjusted (1993)	
Other Welfare Services		Self-Liquidating	2,243,250	Transfer to Foreclosed Property	
RECREATION and CONSERVATION		Other	5,673,800	Balance December 31, 1993	
Beaches and Boardwalks	8,731.00	Total	8,499,015	PROPERTY ACQUIRED BY DEED OR FORECLOSURE	
Parks, Playgrounds, Shade Trees	2,857.00			Balance January 1, 1993	
Land Reclamation & Conservation	58,000.00	ISSUED AND OUTSTANDING		Transfers From Taxes or Liens	
Other Recreational Services	1,942.00	School	581,965.73	Sale For Cash (1993)	
EDUCATION (excluding schools)		Self-Liquidating	1,617,000.00	Cancelled, Abated or Adjusted (1993)	
Libraries	2,860.00	Other	2,970,600.00	Balance December 31, 1993	
Other Educational Services		Total	5,169,565.73	CURRENT FINANCES DECEMBER 31, 1993	
STATUTORY EXPENDITURES		EQUALIZED VALUATION BASIS		ASSETS	
Pensions & F. I. C. A.	154,395.65	FOR NET DEBT COMPUTATION	371,959,102	Cash Dec. 31, 1993	
Employee Fringe Benefits	290,510.00	REAL PROPERTY VALUATIONS		Taxes Receivable	
Other Statutory Expenditures	15,000.00	Code Class # of Parcels % VAL'N	ASSESSED VALUATION	Tax Title Liens	
CETA And Other Public Employment Programs		1 Vacant Land 937 6.14	24,545,900.00	Foreclosed Property	
MUNICIPAL FUNCTIONS TOTAL	3,162,285.47	2 Residential 3237 90.01	359,867,473.00	Emergencies & Other Deferred Charges	
CAPITAL IMPROVEMENTS *ME40*	25,000.00	3 Farm		State and Federal Aid Receivable	
DEBT SERVICE		4a Commercial 73 3.36	15,415,300.00	Other Receivables	
Principal Payments	342,000.00	4b Industrial		Total	
Interest Payments	151,705.46	4c Apartments		LIABILITIES, RESERVES, AND SURPLUS	
		Total 4247	399,823,673.00	Cash Liabilities	
DEFERRED CHARGES		Land Area 2.30 Sq. Miles		Reserves for Receivables	
SCHOOL, COUNTY, SPECIAL DISTRICT TAXES	6,126,492.79	Net Valuation Taxable-Municipal	401,208,465	Surplus Dec. 31, 1993	
RESERVE FOR UNCOLLECTED TAXES	496,000.00	Net Valuation Taxable-County	375,465,364	Total	
EXPENDITURES TOTAL	10,295,729.07	State Equalized Valuation	369,342,363		
		State Equalization Ratio	108.66		

*Includes County Health Services Taxes, County Vocational School Taxes, or County Open Space Tax. See Table 13

1831

Population 1990 7,086
 Population 1993 7,326
 S & P Rating
 Maady Rating A A1

General Tax Rate Per \$100. 1.23
 State Equalized Tax Rate 1.19

BEDMINSTER TOWNSHIP - SOMERSET CO.

Form of Government:

Township Committee

Number of Members on Governing Body - 3

PER CAPITA:

Gross Debt 1,471.04
 Net Debt 914.05
 Debt Service 102.30
 Total Tax Levy 1,859.91
 Municipal Expenditures 725.69

PER CENT:

Gross Debt .93
 Net Debt .61
 Tax Levy Collected 97.64
 Tax Levy Cancelled, Abated or Adjusted .23

EXPENDITURES		REVENUES-REALIZED		1993 PROPERTY TAX	
GENERAL GOVERNMENT		1993 Property Taxes Collected		STATE EQUALIZED TAX RATE	
Governing Body & Public Boards			14,246,078.91	3.34	6,610,230.00
Municipal Clerk		1993 Payments in Lieu of Taxes		Local District School Taxes	
Financial Administration	149,005.00	Delinquent Tax & Lien Collections	346,642.05	Regional & Consolidated School Tax	
Assessment of Taxes	118,397.00	Business Personalty Replacement Taxes	59,576.56	School Taxes in Municipal Budget	
Collection of Taxes	63,962.00	Taxes From Public Utilities	658,058.00	County Taxes	* 4,977,059.02
Planning, Housing & Development	129,653.00	Other Miscellaneous Tax Revenues		County Library Taxes	
Human Resources		State Aid Revenues	184,742.82	Local Municipal Purpose Taxes	.24 2,931,807.54
Elections		Federal Aid Revenues		Veteran & Senior Citizen Taxes	22,600.00
General Administration (other)	898,418.51			Total Taxes for Rate Computation	1.19 14,541,696.56
JUDICIARY		Sale of Acquired Property		Special District Taxes	
Municipal Courts	125,870.00	Other Miscellaneous Revenues		Bank Corp. Taxes	
PUBLIC SAFETY		Total		Added and Omitted Taxes	36,549.39
Fire Protection	240,981.00	Prior Years Surplus Appropriated		Total Taxes Levied - ABSTRACT	14,555,645.95
Police Protection	935,500.02	REVENUES		Total Taxes Billed	14,589,897.90
Civil Defense & Disaster Control	5,500.00	Reserve For Uncollected Taxes		1993 TAXES COLLECTED	14,246,078.91
Environmental Inspection & Control	50,508.00	CAPITAL OUTLAY		1993 Taxes Cancelled, Abated or Adjusted	40,377.53
Other Public Safety		TOTAL		Transfer to Tax Title Liens or Foreclosed	
PUBLIC WORKS		6,019,993.25		Balance Outstanding Dec. 31, 1993	303,441.46
Streets and Drainage	602,443.00	Public Enterprises		PRIOR YEARS TAXES OUTSTANDING	
Sewers and Sewage Processing		Recreation-Culture		Balance January 1, 1993	398,996.09
Garbage and Trash Disposal	3,600.00	Public Works		Collected in 1993	346,642.05
Public Buildings and Grounds	70,330.00	Buildings and Grounds		Cancelled, Abated or Adjusted 1993	30,395.78
Other Public Works		Library and Education		Transfers to Tax Title Liens or Foreclosed	
HEALTH and WELFARE		Conservation		Balance December 31, 1993	21,958.26
Health Services Except Environmental	79,384.00	All Other		TAX TITLE LIENS OUTSTANDING	
Welfare-Public Assistance	1,675.00	CAPITAL DEBT AUTHORIZED, DECEMBER 31, 1993		Balance January 1, 1993	
Hospital, Clinics, First Aid		ISSUED AND UNISSUED		Transfer From Taxes	
Animal, Insect, & Rodent Control		GROSS DEBT		Redeemed In 1993	
Other Welfare Services		NET DEBT		Cancelled, Abated or Adjusted (1993)	
RECREATION and CONSERVATION		SCHOOL		Transfer to Foreclosed Property	
Beaches and Boardwalks		Self-Liquidating		Balance December 31, 1993	
Parks, Playgrounds, Shade Trees	71,510.00	Other		PROPERTY ACQUIRED BY DEED OR	
Land Reclamation & Conservation	36,300.00	Total		FORECLOSURE	
Other Recreational Services		ISSUED AND OUTSTANDING		Balance January 1, 1993	
EDUCATION (excluding schools)		SCHOOL		Transfers From Taxes or Liens	
Libraries	277,063.00	Self-Liquidating		Sale For Cash (1993)	
Other Educational Services	3,200.00	Other		Cancelled, Abated or Adjusted (1993)	
STATUTORY EXPENDITURES		Total		Balance December 31, 1993	
Pensions & F. I. C. A.	197,088.79	EQUALIZED VALUATION BASIS		CURRENT FINANCES DECEMBER 31, 1993	
Employee Fringe Benefits	240,000.00	FOR NET DEBT COMPUTATION		ASSETS	
Other Statutory Expenditures		REAL PROPERTY VALUATIONS		Cash Dec. 31, 1993	5,211,020.84
CETA And Other Public Employment Programs	4,301,388.32	Code Class # of Parcels % VALN		Taxes Receivable	325,399.72
MUNICIPAL FUNCTIONS		ASSESSED VALUATION		Tax Title Liens	
CAPITAL IMPROVEMENTS	*MEMO*	1 Vacant Land 126 2.80		Foreclosed Property	
DEBT SERVICE		2 Residential 4002 54.20		Emergencies & Other Deferred Charges	39,000.00
Principal Payments	505,641.18	3 Farm 364 11.26		State and Federal Aid Receivable	11,989.08
Interest Payments	294,951.00	4a Commercial 103 31.74		Other Receivables	6,385.82
DEFERRED CHARGES	13,000.00	4b Industrial		Total	5,593,795.46
SCHOOL, COUNTY, SPECIAL DISTRICT TAXES	11,587,259.02	4c Apartments		LIABILITIES, RESERVES, AND SURPLUS	
RESERVE FOR UNCOLLECTED TAXES	572,105.62	Total		Cash Liabilities	860,493.42
EXPENDITURES	17,274,375.14	Land Area 26.70 Sq. Miles		Reserves for Receivables	331,785.54
TOTAL		Net Valuation Taxable-Municipal		Surplus Dec. 31, 1993	4,401,516.50
		Net Valuation Taxable-County		Total	5,593,795.46
		State Equalized Valuation			
		State Equalization Ratio			

*Includes County Health Services Taxes, County Vocational School Taxes, or County Open Space Tax. See Table 13.

0701

Population 1990 34,213
 Population 1993 34,735
 S & P Rating
 Moody Rating 3AA1

General Tax Rate Per \$100.
10.55
 State Equalized Tax Rate
3.14

BELLEVILLE TOWNSHIP - ESSEX COUNTY

Form of Government:

Commission (1911)

Number of Members on Governing Body - 5

PER CAPITA:

Gross Debt 410.09
 Net Debt 385.36
 Debt Service 34.46
 Total Tax Levy 1,351.09
 Municipal Expenditures 346.77

PER CENT:

Gross Debt .93
 Net Debt .38
 Tax Levy Collected 95.25
 Tax Levy Cancelled, Abated or Adjusted .44

EXPENDITURES		REVENUES-REALIZED		1993 PROPERTY TAX	
GENERAL GOVERNMENT				STATE EQUALIZED TAX RATE	
Governing Body & Public Boards				Local District School Taxes	1.36
Municipal Clerk	111,400.00	1993 Property Taxes Collected		Regional & Consolidated School Tax	20,436,336.00
Financial Administration	390,840.00	1993 Payments in Lieu of Taxes		School Taxes in Municipal Budget	
Assessment of Taxes	111,735.00	Delinquent Tax & Lien Collections		County Taxes	.66
Collection of Taxes	96,870.00	Business Personalty Replacement Taxes		County Library Taxes	9,929,031.01
Planning, Housing & Development	52,312.00	Taxes From Public Utilities		Local Municipal Purpose Taxes	1.12
Human Resources	275,506.00	Other Miscellaneous Tax Revenues		Veteran & Senior Citizen Taxes	16,902,915.29
Elections	51,500.00	State Aid Revenues		Total Taxes for Rate Computation	3.14
General Administration (other)	2,360,542.00	Federal Aid Revenues		Special District Taxes	47,638,882.29
JUDICIARY				Bank Corp. Taxes	
Municipal Courts	260,463.21	Sale of Acquired Property		Added and Omitted Taxes	10,194.71
PUBLIC SAFETY		Other Miscellaneous Revenues		Total Taxes Levied - ABSTRACT	47,277,477.00
Fire Protection	4,005,928.25	Prior Years Surplus Appropriated		Total Taxes Billed	47,280,060.51
Police Protection	5,600,389.50	REVENUES		1993 TAXES COLLECTED	45,034,074.59
Civil Defense & Disaster Control	32,591.00	Reserve For Uncollected Taxes		1993 Taxes Cancelled, Abated or Adjusted	209,333.10
Environmental Inspection & Control	178,462.00	CAPITAL OUTLAY		Transfer to Tax Title Liens or Foreclosed	295,640.85
Other Public Safety		TOTAL		Balance Outstanding Dec. 31, 1993	1,741,011.99
PUBLIC WORKS				PRIOR YEARS TAXES OUTSTANDING	
Streets and Drainage	2,683,336.00	Public Enterprises		Balance January 1, 1993	2,384,339.57
Sewers and Sewage Processing	924.00	Recreation-Culture		Collected in 1993	1,725,914.99
Gorbage and Trash Disposal	2,363,184.00	Public Works		Cancelled, Abated or Adjusted 1993	7,002.92
Public Buildings and Grounds	771,911.00	Buildings and Grounds		Transfers to Tax Title Liens or Foreclosed	57,812.39
Other Public Works	90,000.00	Library and Education		Balance December 31, 1993	593,608.79
HEALTH and WELFARE		Conservation		TAX TITLE LIENS OUTSTANDING	
Health Services Except Environmental	562,009.00	All Other		Balance January 1, 1993	1,249,844.84
Welfare-Public Assistance	271,158.00	CAPITAL DEBT AUTHORIZED, DECEMBER 31, 1993		Transfer From Taxes	367,128.34
Hospital, Clinics, First Aid	7,001.00	ISSUED AND UNISSUED		Redeemed In 1993	391,791.06
Animal, Insect, & Rodent Control	23,500.00	GROSS DEBT		Cancelled, Abated or Adjusted (1993)	
Other Welfare Services		NET DEBT		Transfer to Foreclosed Property	
RECREATION and CONSERVATION				Balance December 31, 1993	1,225,182.62
Beaches and Boardwalks				PROPERTY ACQUIRED BY DEED OR FORECLOSURE	
Parks, Playgrounds, Shade Trees	165,921.00			Balance January 1, 1993	60,400.00
Land Reclamation & Conservation	3,245.00			Transfers From Taxes or Liens	
Other Recreational Services	194,559.00			Sale For Cash (1993)	
EDUCATION (excluding schools)				Cancelled, Abated or Adjusted (1993)	
Libraries	530,094.00			Balance December 31, 1993	60,400.00
Other Educational Services				CURRENT FINANCES DECEMBER 31, 1993	
STATUTORY EXPENDITURES				ASSETS	
Pensions & F. I. C. A.	1,700,862.00			Cash Dec. 31, 1993	8,792,917.94
Employee Fringe Benefits	2,502,161.00			Taxes Receivable	2,334,620.76
Other Statutory Expenditures				Tax Title Liens	1,225,182.62
CETA And Other Public Employment Programs				Foreclosed Property	60,400.00
MUNICIPAL FUNCTIONS				Emergencies & Other Deferred Charges	10,662.38
CAPITAL IMPROVEMENTS	25,398,451.96			State and Federal Aid Receivable	157,381.27
DEBT SERVICE	175,000.00			Other Receivables	232,264.01
Principal Payments	436,146.34			Total	12,813,428.93
Interest Payments	760,780.08			LIABILITIES, RESERVES, AND SURPLUS	
DEFERRED CHARGES	312,032.03			Cash Liabilities	7,372,775.75
SCHOOL, COUNTY, SPECIAL DISTRICT TAXES	30,364,367.01			Reserves for Receivables	3,952,967.39
RESERVE FOR UNCOLLECTED TAXES	2,505,000.00			Surplus Dec. 31, 1993	1,587,685.84
EXPENDITURES	59,776,777.42			Total	12,813,428.94

0434

Population 1990 12,603
 Population 1993 12,326
 S & P Rating
 Maady Rating 3AA1

General Tax Rate Per \$100 2.88
 State Equalized Tax Rate 2.69

BELLMAWR BOROUGH - CAMDEN COUNTY

Form of Government:

Borough Council

Number of Members on Governing Body - 6

PER CAPITA

Gross Debt 475.86
 Net Debt 197.75
 Debt Service 8.23
 Total Tax Levy 1,018.22
 Municipal Expenditures 425.04

PER CENT

Gross Debt 1.25
 Net Debt .59
 Tax Levy Collected 93.87
 Tax Levy Cancelled, Abated or Adjusted 1.09

EXPENDITURES		REVENUES-REALIZED		1993 PROPERTY TAX	
GENERAL GOVERNMENT		1993 Property Taxes Collected		STATE EQUALIZED TAX RATE	
Governing Body & Public Boards			11,787,154.36	Local District School Taxes .96 4,477,419.00	
Municipal Clerk		1993 Payments in Lieu of Taxes		Regional & Consolidated School Tax .41 1,916,299.93	
Financial Administration	23,875.00	Delinquent Tax & Lien Collections	490,799.77	School Taxes in Municipal Budget	
Assessment of Taxes	38,035.00	Business Personalty Replacement Taxes	104,440.88	County Taxes .79 3,689,395.90	
Collection of Taxes	72,500.00	Taxes From Public Utilities	786,742.77	County Library Taxes .03 136,843.99	
Planning, Housing & Development	6,200.00	Other Miscellaneous Tax Revenues		Local Municipal Purpose Taxes .49 2,278,240.00	
Human Resources	72,391.00	State Aid Revenues	736,763.93	Veteran & Senior Citizen Taxes 218,400.00	
Elections	8,800.00	Federal Aid Revenues		Total Taxes for Rate Computation 2.68 12,716,598.82	
General Administration (other)	617,842.00			Special District Taxes	
JUDICIARY		Sale of Acquired Property		Bank Corp. Taxes	
Municipal Courts	150,324.00	Other Miscellaneous Revenues	625,396.17	Added and Omitted Taxes 52,319.72	
PUBLIC SAFETY		Total	14,531,297.88	Total Taxes Levied - ABSTRACT 12,550,518.54	
Fire Protection	132,397.80	Prior Years Surplus Appropriated	247,000.00	Total Taxes Billed 12,556,639.17	
Police Protection	954,888.79	REVENUES	14,778,297.88	1993 TAXES COLLECTED 11,787,154.36	
Civil Defense & Disaster Control	5,800.00	Reserve For Uncollected Taxes	736,703.51	1993 Taxes Cancelled, Abated or Adjusted 137,394.91	
Environmental Inspection & Control		CAPITAL OUTLAY	824,179.33	Transfer to Tax Title Liens or Foreclosed 13,794.13	
Other Public Safety		TOTAL		Balance Outstanding Dec. 31, 1993 618,295.77	
PUBLIC WORKS		Public Enterprises	191,110.08	PRIOR YEARS TAXES OUTSTANDING	
Streets and Drainage	841,846.00	Recreation-Culture		Balance January 1, 1993 532,649.97	
Sewers and Sewage Processing		Public Works	370,843.50	Collected in 1993 483,914.09	
Garbage and Trash Disposal	544,496.00	Buildings and Grounds	262,225.75	Cancelled, Abated or Adjusted 1993	
Public Buildings and Grounds	83,777.00	Library and Education		Transfers to Tax Title Liens or Foreclosed	
Other Public Works		Conservation		Balance December 31, 1993 48,735.88	
HEALTH and WELFARE		All Other		TAX TITLE LIENS OUTSTANDING	
Health Services Except Environmental	10,525.00			Balance January 1, 1993 94,736.42	
Welfare-Public Assistance	8,966.00	CAPITAL DEBT AUTHORIZED, DECEMBER 31, 1993		Transfer From Taxes 13,794.13	
Hospital, Clinics, First Aid		ISSUED AND UNISSUED		Redeemed In 1993 6,885.68	
Animal, Insect, & Rodent Control	6,073.90	School	2,634,518	Cancelled, Abated or Adjusted (1993)	
Other Welfare Services		Self-Liquidating	714,300	Transfer to Foreclosed Property	
RECREATION and CONSERVATION		Other	2,516,624	Balance December 31, 1993 101,644.87	
Beaches and Boardwalks	161,326.00	Total	5,865,442	PROPERTY ACQUIRED BY DEED OR	
Parks, Playgrounds, Shade Trees	1,400.00	ISSUED AND OUTSTANDING		FORECLOSURE	
Land Reclamation & Conservation	20,001.00	School	1,234,518.33	Balance January 1, 1993 14,761.00	
Other Recreational Services		Self-Liquidating	492,000.00	Transfers From Taxes or Liens	
EDUCATION (excluding schools)		Other	1,728,930.00	Sale For Cash (1993)	
Libraries	12,072.00	Total	3,455,448.33	Cancelled, Abated or Adjusted (1993)	
Other Educational Services		EQUALIZED VALUATION BASIS		Balance December 31, 1993 14,761.00	
STATUTORY EXPENDITURES		FOR NET DEBT COMPUTATION	469,637,754	CURRENT FINANCES DECEMBER 31, 1993	
Pensions & F. I. C. A.	218,900.00	REAL PROPERTY VALUATIONS		ASSETS	
Employee Fringe Benefits	408,000.00	Code Class # of Parcels % VAL'N		Cash Dec. 31, 1993 2,068,290.04	
Other Statutory Expenditures	400.00	1 Vacant Land 113 1.22	5,292,300.00	Taxes Receivable 667,031.65	
CETA And Other Public Employment Programs	4,430,834.49	2 Residential 3355 68.77	298,301,000.00	Tax Title Liens 101,644.87	
MUNICIPAL FUNCTIONS		3 Farm		Foreclosed Property 14,761.00	
CAPITAL IMPROVEMENTS	22,000.00	4a Commercial 114 8.04	34,754,200.00	Emergencies & Other Deferred Charges	
DEBT SERVICE		4b Industrial 60 17.99	77,802,800.00	State and Federal Aid Receivable 10,880.00	
Principal Payments	60,000.00	4c Apartments 8 3.79	16,377,800.00	Other Receivables 179,603.61	
Interest Payments	41,447.51	Total 3650	432,528,100.00	Total 3,042,211.17	
DEFERRED CHARGES		Land Area 2.99 Sq. Miles		LIABILITIES, RESERVES, AND SURPLUS	
SCHOOL, COUNTY, SPECIAL DISTRICT TAXES	10,219,958.82	Net Valuation Taxable-Municipal	434,158,608	Cash Liabilities 2,040,534.06	
RESERVE FOR UNCOLLECTED TAXES	736,703.51	Net Valuation Taxable-County	471,689,647	Reserves for Receivables 963,041.13	
EXPENDITURES	15,458,944.33	State Equalized Valuation	464,029,589	Surplus Dec. 31, 1993 33,585.98	
		State Equalization Ratio	93.54	Total 3,042,211.17	

Population 1990 5,377
 Population 1993 5,799
 S & P Rating
 Moody Rating AAA

General Tax Rate Per \$100. 2.42
 State Equalized Tax Rate 2.32

BELMAR BOROUGH - MONMOUTH COUNTY

Form of Government:
 Commission (1911)

Number of Members on Governing Body - 3

PER CAPITA.

Gross Debt 1,266.51
 Net Debt 1,018.45
 Debt Service 185.45
 Total Tax Levy 1,660.44
 Municipal Expenditures 1,574.87

PER CENT:

Gross Debt 1.71
 Net Debt 1.37
 Tax Levy Collected 94.03
 Tax Levy Cancelled, Abated or Adjusted .23

EXPENDITURES		REVENUES-REALIZED		1993 PROPERTY TAX	
GENERAL GOVERNMENT				STATE EQUALIZED TAX RATE	
Governing Body & Public Boards				Local District School Taxes	2,841,695.00
Municipal Clerk				Regional & Consolidated School Tax	
Financial Administration	102,715.00	1993 Property Taxes Collected		School Taxes in Municipal Budget	
Assessment of Taxes	18,600.00	1993 Payments in Lieu of Taxes		County Taxes	* 1,980,922.73
Collection of Taxes	52,000.00	Delinquent Tax & Lien Collections		County Library Taxes	
Planning, Housing & Development	15,600.00	Business Personalty Replacement Taxes		Local Municipal Purpose Taxes	4,775,322.05
Human Resources	39,858.00	Taxes From Public Utilities		Veteran & Senior Citizen Taxes	44,450.00
Elections	2,950.00	Other Miscellaneous Tax Revenues		Total Taxes for Rate Computation	9,662,299.78
General Administration (other)	947,925.00	State Aid Revenues		Special District Taxes	
JUDICIARY		Federal Aid Revenues		Bank Corp. Taxes	
Municipal Courts	263,932.67	Sole of Acquired Property		Added and Omitted Taxes	31,055.06
PUBLIC SAFETY		Other Miscellaneous Revenues		Total Taxes Levied - ABSTRACT	9,628,894.84
Fire Protection	187,581.30			Total Taxes Billed	9,631,849.48
Police Protection	1,622,406.32	Prior Years Surplus Appropriated		1993 TAXES COLLECTED	9,061,193.91
Civil Defense & Disaster Control	7,612.98	REVENUES		1993 Taxes Cancelled, Abated or Adjusted	21,963.92
Environmental Inspection & Control	89,941.00	Reserve For Uncollected Taxes		Transfer to Tax Title Liens or Foreclosed	8,345.09
Other Public Safety		CAPITAL OUTLAY		Balance Outstanding Dec. 31, 1993	540,346.56
PUBLIC WORKS		TOTAL		PRIOR YEARS TAXES OUTSTANDING	
Streets and Drainage	660,190.00			Balance January 1, 1993	599,534.77
Sewers and Sewage Processing	210,000.00			Collected in 1993	571,821.90
Garbage and Trash Disposal	643,310.00			Cancelled, Abated or Adjusted 1993	
Public Buildings and Grounds	240,000.00			Transfers to Tax Title Liens or Foreclosed	
Other Public Works	875,200.00			Balance December 31, 1993	27,712.37
HEALTH and WELFARE				TAX TITLE LIENS OUTSTANDING	
Health Services Except Environmental				Balance January 1, 1993	22,700.43
Welfare-Public Assistance	25,600.00			Transfer From Taxes	8,345.09
Hospital, Clinics, First Aid				Redeemed In 1993	2,505.98
Animal, Insect, & Rodent Control	8,000.00			Cancelled, Abated or Adjusted (1993)	
Other Welfare Services				Transfer to Foreclosed Property	
RECREATION and CONSERVATION				Balance December 31, 1993	28,539.54
Beaches and Boardwalks				PROPERTY ACQUIRED BY DEED OR FORECLOSURE	
Parks, Playgrounds, Shade Trees	84,800.00			Balance January 1, 1993	16,850.00
Land Reclamation & Conservation	2,000.00			Transfers From Taxes or Liens	
Other Recreational Services	58,875.00			Sale For Cash (1993)	
EDUCATION (excluding schools)				Cancelled, Abated or Adjusted (1993)	
Libraries	148,600.00			Balance December 31, 1993	16,850.00
Other Educational Services				CURRENT FINANCES DECEMBER 31, 1993	
STATUTORY EXPENDITURES				ASSETS	
Pensions & F. I. C. A.	326,400.00			Cash Dec. 31, 1993	4,034,915.30
Employee Fringe Benefits	544,830.00			Taxes Receivable	568,059.43
Other Statutory Expenditures				Tax Title Liens	28,539.54
CETA And Other Public Employment Programs				Foreclosed Property	16,850.00
MUNICIPAL FUNCTIONS				Emergencies & Other Deferred Charges	102,000.00
CAPITAL IMPROVEMENTS				State and Federal Aid Receivable	
DEBT SERVICE				Other Receivables	202,991.59
Principal Payments	870,000.00			Total	4,953,355.86
Interest Payments	205,435.00			LIABILITIES, RESERVES, AND SURPLUS	
DEFERRED CHARGES				Cash Liabilities	1,602,037.39
SCHOOL, COUNTY, SPECIAL DISTRICT TAXES	50,290.31			Reserves for Receivables	816,440.56
SCHOOL, COUNTY, SPECIAL DISTRICT TAXES				Surplus Dec. 31, 1993	2,534,877.21
RESERVE FOR UNCOLLECTED TAXES				Total	4,953,355.86
EXPENDITURES					
TOTAL	13,955,204.29				

2103

Population 1990 2,569
 Population 1993 2,748
 S & P Rating
 Moody Rating BAA

General Tax Rate Per \$100. 2.71
 State Equalized Tax Rate 2.46

BELVIDERE TOWN - WARREN COUNTY

Form of Government:
 Town Council

Number of Members on Governing Body - 6

PER CAPITA
 Gross Debt 1,057.64
 Net Debt 725.03
 Debt Service 19.75
 Total Tax Levy 1,315.55
 Municipal Expenditures 714.53

PER CENT.
 Gross Debt 2.05
 Net Debt 1.41
 Tax Levy Collected 89.67
 Tax Levy Cancelled, Abated or Adjusted .51

EXPENDITURES		REVENUES-REALIZED		1993 PROPERTY TAX	
GENERAL GOVERNMENT				STATE EQUALIZED TAX RATE	
Governing Body & Public Boards		1993 Property Taxes Collected	3,243,673.93	Local District School Taxes	1.47
Municipal Clerk		1993 Payments in Lieu of Taxes		Regional & Consolidated School Tax	
Financial Administration	21,079.36	Delinquent Tax & Lien Collections	294,893.51	School Taxes in Municipal Budget	
Assessment of Taxes	15,668.39	Business Personalty Replacement Taxes	98,083.48	County Taxes	.60
Collection of Taxes	14,293.39	Taxes From Public Utilities	438,854.00	County Library Taxes	
Planning, Housing & Development	18,769.53	Other Miscellaneous Tax Revenues		Local Municipal Purpose Taxes	.38
Human Resources	39,080.26	State Aid Revenues	129,268.09	Veteran & Senior Citizen Taxes	
Elections		Federal Aid Revenues		Total Taxes for Rate Computation	2.45
General Administration (other)	292,134.84			Special District Taxes	
JUDICIARY				Bank Corp. Taxes	
Municipal Courts	36,382.82	Sale of Acquired Property		Added and Omitted Taxes	
PUBLIC SAFETY		Other Miscellaneous Revenues	152,941.99	Total Taxes Levied - ABSTRACT	
Fire Protection	60,197.52	Total	4,356,715.00	Total Taxes Billed	3,620,219.43
Police Protection	273,004.45	Prior Years Surplus Appropriated	552,000.00	1993 TAXES COLLECTED	3,243,673.93
Civil Defense & Disaster Control	4,000.00	REVENUES	4,908,715.00	1993 Taxes Cancelled, Abated or Adjusted	18,368.64
Environmental Inspection & Control		Reserve For Uncollected Taxes	427,148.54	Transfer to Tax Title Liens or Foreclosed	28,633.86
Other Public Safety		CAPITAL OUTLAY	181,076.90	Balance Outstanding Dec. 31, 1993	329,543.00
PUBLIC WORKS		TOTAL		PRIOR YEARS TAXES OUTSTANDING	
Streets and Drainage	201,613.92			Balance January 1, 1993	265,726.28
Sewers and Sewage Processing		Public Enterprises		Collected in 1993	261,224.14
Garbage and Trash Disposal	209,767.81	Recreation-Culture		Cancelled, Abated or Adjusted 1993	2,147.14
Public Buildings and Grounds	48,467.87	Public Works	181,076.90	Transfers to Tax Title Liens or Foreclosed	1,736.58
Other Public Works		Buildings and Grounds		Balance December 31, 1993	613.42
HEALTH and WELFARE		Library and Education		TAX TITLE LIENS OUTSTANDING	
Health Services Except Environmental	7,500.00	Conservation		Balance January 1, 1993	31,877.84
Welfare-Public Assistance	2,521.10	All Other		Transfer From Taxes	30,612.99
Hospital, Clinics, First Aid		CAPITAL DEBT AUTHORIZED, DECEMBER 31, 1993		Redeemed In 1993	33,669.37
Animal, Insect, & Rodent Control		ISSUED AND UNISSUED		Cancelled, Abated or Adjusted (1993)	
Other Welfare Services		School	914,000	Transfer to Foreclosed Property	
RECREATION and CONSERVATION		Self-Liquidating	1,540,000	Balance December 31, 1993	78,821.46
Beaches and Boardwalks		Other	452,390	PROPERTY ACQUIRED BY DEED OR	
Parks, Playgrounds, Shade Trees	15,000.00	Total	2,906,390	FORECLOSURE	
Land Reclamation & Conservation	7,500.00			Balance January 1, 1993	
Other Recreational Services	3,000.00	ISSUED AND OUTSTANDING		Transfers From Taxes or Liens	
EDUCATION (excluding schools)		School	914,000.00	Sale For Cash (1993)	
Libraries	45,911.07	Self-Liquidating	1,540,000.00	Cancelled, Abated or Adjusted (1993)	
Other Educational Services	500.00	Other	204,241.00	Balance December 31, 1993	
STATUTORY EXPENDITURES		Total	2,658,241.00	CURRENT FINANCES DECEMBER 31, 1993	
Pensions & F. I. C. A.	68,717.00	EQUALIZED VALUATION BASIS		ASSETS	
Employee Fringe Benefits	87,000.00	FOR NET DEBT COMPUTATION	141,559,956	Cash Dec. 31, 1993	1,259,297.33
Other Statutory Expenditures	5,250.00	REAL PROPERTY VALUATIONS		Taxes Receivable	330,161.42
CETA And Other Public Employment Programs		Code Class # of Parcels % VAL'N		Tax Title Liens	78,821.46
MUNICIPAL FUNCTIONS		1 Vacant Land 124 3.21		Foreclosed Property	
CAPITAL IMPROVEMENTS		2 Residential 780 63.25		Emergencies & Other Deferred Charges	5,711.53
DEBT SERVICE		3 Farm 12 .33		State and Federal Aid Receivable	
Principal Payments	45,000.00	4a Commercial 103 14.71		Other Receivables	7,429.50
Interest Payments	9,280.54	4b Industrial 12 16.28		Total	1,681,421.24
		4c Apartments 9 2.21		LIABILITIES, RESERVES, AND SURPLUS	
		Total 1040		Cash Liabilities	174,410.54
DEFERRED CHARGES		Land Area 1.30 Sq. Miles		Reserves for Receivables	416,412.38
SCHOOL, COUNTY, SPECIAL DISTRICT TAXES	3,037,335.80	Net Valuation Taxable-Municipal	132,914,771	Surplus Dec. 31, 1993	1,090,598.32
RESERVE FOR UNCOLLECTED TAXES	427,148.54	Net Valuation Taxable-County	141,209,038	Total	1,681,421.24
EXPENDITURES		State Equalized Valuation	146,332,359		
TOTAL	5,000,850.61	State Equalization Ratio	90.65		

G203

Population 1990 24,453
 Population 1993 24,783
 S & P Rating
 Moody Rating AAA

General Tax Rate Per \$100. 2.58
 State Equalized Tax Rate 2.61

BERGENFIELD BOROUGH - BERGEN CO.

Form of Government:
 Borough Council

Number of Members on Governing Body - 6

PER CAPITA

Gross Debt 742.08
 Net Debt 675.60
 Debt Service 34.53
 Total Tax Levy 1,495.24
 Municipal Expenditures 670.37

PER CENT

Gross Debt 1.24
 Net Debt 1.14
 Tax Levy Collected 97.19
 Tax Levy Cancelled, Abated or Adjusted .32

EXPENDITURES		REVENUES-REALIZED		1993 PROPERTY TAX	
GENERAL GOVERNMENT		1993 Property Taxes Collected		STATE EQUALIZED TAX RATE 1.60	
Governing Body & Public Boards		1993 Payments in Lieu of Taxes	36,083,003.72	Local District School Taxes	22,814,272.00
Municipal Clerk	16,000.00	Delinquent Tax & Lien Collections	566,067.08	Regional & Consolidated School Tax	
Financial Administration	51,519.62	Business Personalty Replacement Taxes	227,949.75	School Taxes in Municipal Budget	
Assessment of Taxes	189,500.00	Taxes From Public Utilities	1,156,711.99	County Taxes	3,848,385.66
Collection of Taxes	3,149.95	Other Miscellaneous Tax Revenues		County Library Taxes	
Planning, Housing & Development	195,927.77	State Aid Revenues	3,161,032.10	Local Municipal Purpose Taxes	10,363,109.50
Human Resources		Federal Aid Revenues		Veteran & Senior Citizen Taxes	195,250.00
Elections				Total Taxes for Rate Computation	37,221,017.16
General Administration (other)	1,073,222.67			Special District Taxes	
JUDICIARY				Bank Corp. Taxes	
Municipal Courts	143,727.04	Sale of Acquired Property		Added and Omitted Taxes	30,739.64
PUBLIC SAFETY		Other Miscellaneous Revenues	1,054,741.55	Total Taxes Levied - ABSTRACT	37,056,506.80
Fire Protection	566,728.00			Total Taxes Billed	37,126,193.90
Police Protection	3,435,642.74	Prior Years Surplus Appropriated	150,000.00	1993 TAXES COLLECTED	36,083,003.72
Civil Defense & Disaster Control	6,900.00	REVENUES TOTAL	42,399,506.19	1993 Taxes Cancelled, Abated or Adjusted	117,323.79
Environmental Inspection & Control	117,238.96	Reserve For Uncollected Taxes	810,000.00	Transfer to Tax Title Liens or Foreclosed	4,799.88
Other Public Safety				Balance Outstanding Dec. 31, 1993	921,066.51
PUBLIC WORKS		CAPITAL OUTLAY TOTAL	969,076.11	PRIOR YEARS TAXES OUTSTANDING	
Streets and Drainage	1,036,790.00	Public Enterprises		Balance January 1, 1993	692,393.10
Sewers and Sewage Processing	2,826,564.54	Recreation-Culture		Collected in 1993	566,067.08
Garbage and Trash Disposal	1,824,664.04	Public Works	494,568.51	Cancelled, Abated or Adjusted 1993	
Public Buildings and Grounds	106,053.53	Buildings and Grounds	394,377.22	Transfers to Tax Title Liens or Foreclosed	530.00
Other Public Works	73,307.00	Library and Education	80,130.38	Balance December 31, 1993	125,796.02
HEALTH and WELFARE		Conservation		TAX TITLE LIENS OUTSTANDING	
Health Services Except Environmental	239,439.05	All Other		Balance January 1, 1993	75,603.39
Welfare-Public Assistance	29,163.06			Transfer From Taxes	5,431.01
Hospital, Clinics, First Aid				Redeemed In 1993	
Animal, Insect, & Rodent Control	19,500.00			Cancelled, Abated or Adjusted (1993)	
Other Welfare Services				Transfer to Foreclosed Property	
RECREATION and CONSERVATION				Balance December 31, 1993	81,034.39
Beaches and Boardwalks				PROPERTY ACQUIRED BY DEED OR FORECLOSURE	
Parks, Playgrounds, Shade Trees	258,000.00			Balance January 1, 1993	28,647.94
Land Reclamation & Conservation				Transfers From Taxes or Liens	
Other Recreational Services	106,911.00			Sale For Cash (1993)	
EDUCATION (excluding schools)				Cancelled, Abated or Adjusted (1993)	
Libraries	787,000.00			Balance December 31, 1993	28,647.94
Other Educational Services				CURRENT FINANCES DECEMBER 31, 1993	
STATUTORY EXPENDITURES				ASSETS	
Pensions & F. I. C. A.	332,188.58			Cash Dec. 31, 1993	1,529,974.64
Employee Fringe Benefits	1,401,705.72			Taxes Receivable	1,046,862.53
Other Statutory Expenditures				Tax Title Liens	81,034.39
CETA And Other Public Employment Programs				Foreclosed Property	28,647.94
MUNICIPAL FUNCTIONS TOTAL	14,839,843.27			Emergencies & Other Deferred Charges	395,177.80
CAPITAL IMPROVEMENTS *ME 40*	80,000.00			State and Federal Aid Receivable	2,900.68
DEBT SERVICE				Other Receivables	71,691.84
Principal Payments	505,400.00			Total	3,156,289.82
Interest Payments	350,458.30			LIABILITIES, RESERVES, AND SURPLUS	
DEFERRED CHARGES	108,022.50			Cash Liabilities	1,889,641.35
SCHOOL, COUNTY, SPECIAL DISTRICT TAXES	26,662,657.66			Reserves for Receivables	1,228,236.70
RESERVE FOR UNCOLLECTED TAXES	810,000.00			Surplus Dec. 31, 1993	38,411.77
EXPENDITURES TOTAL	43,276,381.73			Total	3,156,289.32

Population 1990 37,319
 Population 1993 36,320
 S & P Rating
 Moody Rating AAA

General Tax Rate Per \$100. 1.83
 State Equalized Tax Rate 1.72

BERKELEY TOWNSHIP - OCEAN COUNTY

Form of Government:
 Mayor-Council Plan D (OMCL 50)
 Number of Members on Governing Body - 7

PER CAPITA		PER CENT:
Gross Debt	466.41	Gross Debt
Net Debt	443.49	Net Debt
Debt Service	52.10	Tax Levy Collected
Total Tax Levy	1,014.94	Tax Levy Cancelled, Abated
Municipal Expenditures	526.42	or Adjusted

EXPENDITURES		REVENUES-REALIZED		1993 PROPERTY TAX	
GENERAL GOVERNMENT		1993 Property Taxes Collected		STATE EQUALIZED TAX RATE	
Governing Body & Public Boards	46,022.53	1993 Payments in Lieu of Taxes		Local District School Taxes	.46
Municipal Clerk	207,258.13	Delinquent Tax & Lien Collections		Regional & Consolidated School Tax	.52
Financial Administration	191,475.75	Business Personalty Replacement Taxes		School Taxes in Municipal Budget	
Assessment of Taxes	174,853.08	Taxes From Public Utilities		County Taxes	.44
Collection of Taxes	268,784.02	Other Miscellaneous Tax Revenues		County Library Taxes	.04
Planning, Housing & Development	288,924.21	State Aid Revenues		Local Municipal Purpose Taxes	.27
Human Resources	296,795.41	Federal Aid Revenues		Veteran & Senior Citizen Taxes	
Elections	18,000.00	Sale of Acquired Property		Total Taxes for Rate Computation	1.73
General Administration (other)	1,904,858.70	Other Miscellaneous Revenues		Special District Taxes	
JUDICIARY		Total		Bank Corp. Taxes	
Municipal Courts	123,018.00	Prior Years Surplus Appropriated		Added and Omitted Taxes	
PUBLIC SAFETY		REVENUES		Total Taxes Levied - ABSTRACT	
Fire Protection	315,623.00	Reserve For Uncollected Taxes		Total Taxes Billed	
Police Protection	3,886,559.34	CAPITAL OUTLAY		1993 TAXES COLLECTED	
Civil Defense & Disaster Control	30,099.88	Public Enterprises		1993 Taxes Cancelled, Abated or Adjusted	
Environmental Inspection & Control	5,000.00	Recreation-Culture		Transfer to Tax Title Liens or Foreclosed	
Other Public Safety		Public Works		Balance Outstanding Dec. 31, 1993	
PUBLIC WORKS		Buildings and Grounds		PRIOR YEARS TAXES OUTSTANDING	
Streets and Drainage	991,729.85	Library and Education		Balance January 1, 1993	
Sewers and Sewage Processing	417,136.64	Conservation		Collected in 1993	
Garbage and Trash Disposal	2,201,013.80	All Other		Cancelled, Abated or Adjusted 1993	
Public Buildings and Grounds	325,626.26	CAPITAL DEBT AUTHORIZED, DECEMBER 31, 1993		Transfers to Tax Title Liens or Foreclosed	
Other Public Works	531,600.06	ISSUED AND UNISSUED		Balance December 31, 1993	
HEALTH and WELFARE		SCHOOL		TAX TITLE LIENS OUTSTANDING	
Health Services Except Environmental	150.00	Self-Liquidating		Balance January 1, 1993	
Welfare-Public Assistance	3,635.00	Other		Transfer From Taxes	
Hospital, Clinics, First Aid		Total		Redeemed In 1993	
Animal, Insect, & Rodent Control	66,071.75	ISSUED AND OUTSTANDING		Cancelled, Abated or Adjusted (1993)	
Other Welfare Services		SCHOOL		Transfer to Foreclosed Property	
RECREATION and CONSERVATION		Self-Liquidating		Balance December 31, 1993	
Beaches and Boardwalks	20,250.00	Other		PROPERTY ACQUIRED BY DEED OR	
Parks, Playgrounds, Shade Trees	227,871.69	Total		FORECLOSURE	
Land Reclamation & Conservation	37,402.76	EQUALIZED VALUATION BASIS		Balance January 1, 1993	
Other Recreational Services	694,735.55	FOR NET DEBT COMPUTATION		Transfers From Taxes or Liens	
EDUCATION (excluding schools)		REAL PROPERTY VALUATIONS		Sale For Cash (1993)	
Libraries		Code Class # of Parcels % VAL'N		Cancelled, Abated or Adjusted (1993)	
Other Educational Services		ASSESSED VALUATION		Balance December 31, 1993	
STATUTORY EXPENDITURES		1 Vacant Land 5677 4.89		CURRENT FINANCES DECEMBER 31, 1993	
Pensions & F. I. C. A.	547,203.25	2 Residential 19263 87.38		ASSETS	
Employee Fringe Benefits	1,260,000.00	3 Farm 8 .02		Cash Dec. 31, 1993	
Other Statutory Expenditures		4a Commercial 231 5.95		Taxes Receivable	
CETA And Other Public Employment Programs		4b Industrial 24 .70		Tax Title Liens	
MUNICIPAL FUNCTIONS		4c Apartments 3 .56		Foreclosed Property	
CAPITAL IMPROVEMENTS		Total 25211		Emergencies & Other Deferred Charges	
DEBT SERVICE		Land Area 41.90 Sq. Miles		State and Federal Aid Receivable	
Principal Payments	1,275,000.00	Net Valuation Taxable-Municipal		Other Receivables	
Interest Payments	643,163.78	Net Valuation Taxable-County		Total	
DEFERRED CHARGES		State Equalized Valuation		LIABILITIES, RESERVES, AND SURPLUS	
SCHOOL, COUNTY, SPECIAL DISTRICT TAXES		State Equalization Ratio		Cash Liabilities	
RESERVE FOR UNCOLLECTED TAXES				Reserves for Receivables	
EXPENDITURES				Surplus Dec. 31, 1993	
TOTAL				Total	

*Includes County Health Services Taxes, County Vocational School Taxes, or County Open Space Tax. See Table 13.

2031

Population 1990 11,930
 Population 1993 12,390
 S & P Rating
 Moody Rating AAA

General Tax Rate Per \$100. 3.92
 State Equalized Tax Rate 2.00

BERKELEY HEIGHTS TWP. - UNION CO.

Form of Government:

Township Committee

Number of Members on Governing Body - 5

PER CAPITA:

Gross Debt 1,177.28
 Net Debt 1,156.57
 Debt Service 111.18
 Total Tax Levy 2,667.89
 Municipal Expenditures 867.93

PER CENT

Gross Debt .92
 Net Debt .90
 Tax Levy Collected 98.95
 Tax Levy Cancelled, Abated or Adjusted .03

EXPENDITURES		REVENUES-REALIZED		1993 PROPERTY TAX	
GENERAL GOVERNMENT		1993 Property Taxes Collected		STATE EQUALIZED TAX RATE	
Governing Body & Public Boards		1993 Payments in Lieu of Taxes	32,471,904.29	Local District School Taxes .66	10,785,207.00
Municipal Clerk		Delinquent Tax & Lien Collections	645,583.32	Regional & Consolidated School Tax .51	8,318,745.95
Financial Administration	175,405.50	Business Personalty Replacement Taxes	743,304.00	School Taxes in Municipal Budget	
Assessment of Taxes	60,438.00	Taxes From Public Utilities	884,520.88	County Taxes .46	7,504,763.03
Collection of Taxes		Other Miscellaneous Tax Revenues		County Library Taxes	
Planning, Housing & Development	170,590.00	State Aid Revenues	555,997.56	Local Municipal Purpose Taxes .37	6,091,202.33
Human Resources	112,804.31	Federal Aid Revenues		Veteran & Senior Citizen Taxes	64,200.00
Elections				Total Taxes for Rate Computation 2.00	32,764,118.31
General Administration (other)	1,308,958.00			Special District Taxes	
JUDICIARY				Bank Corp. Taxes	
Municipal Courts	83,893.00			Added and Omitted Taxes	107,484.80
PUBLIC SAFETY				Total Taxes Levied - ABSTRACT	32,807,403.11
Fire Protection	184,608.20			Total Taxes Billed	32,471,964.29
Police Protection	1,862,051.48			1993 TAXES COLLECTED	32,471,964.29
Civil Defense & Disaster Control	6,677.00			1993 Taxes Cancelled, Abated or Adjusted	8,776.88
Environmental Inspection & Control	1,264,540.00			Transfer to Tax Title Liens or Foreclosed	14,323.68
Other Public Safety				Balance Outstanding Dec. 31, 1993	321,385.01
PUBLIC WORKS				PRIOR YEARS TAXES OUTSTANDING	
Streets and Drainage	716,923.00			Balance January 1, 1993	670,356.32
Sewers and Sewage Processing	215,000.00			Collected in 1993	645,583.32
Garbage and Trash Disposal				Cancelled, Abated or Adjusted 1993	391.19
Public Buildings and Grounds	124,950.00			Transfers to Tax Title Liens or Foreclosed	10,747.09
Other Public Works				Balance December 31, 1993	13,634.72
HEALTH and WELFARE				TAX TITLE LIENS OUTSTANDING	
Health Services Except Environmental	49,989.00			Balance January 1, 1993	1,537.07
Welfare-Public Assistance	14,800.00			Transfer From Taxes	28,217.32
Hospital, Clinics, First Aid	1,000.00			Redeemed In 1993	
Animal, Insect, & Rodent Control	11,000.00			Cancelled, Abated or Adjusted (1993)	
Other Welfare Services				Transfer to Foreclosed Property	
RECREATION and CONSERVATION				Balance December 31, 1993	29,754.39
Beaches and Boardwalks				PROPERTY ACQUIRED BY DEED OR	
Parks, Playgrounds, Shade Trees	245,528.00			FORECLOSURE	
Land Reclamation & Conservation	5,350.00			Balance January 1, 1993	
Other Recreational Services	74,124.00			Transfers From Taxes or Liens	
EDUCATION (excluding schools)				Sale For Cash (1993)	
Libraries	526,409.00			Cancelled, Abated or Adjusted (1993)	
Other Educational Services				Balance December 31, 1993	
STATUTORY EXPENDITURES				CURRENT FINANCES DECEMBER 31, 1993	
Pensions & F. I. C. A.	385,234.45			ASSETS	
Employee Fringe Benefits	755,000.00			Cash Dec. 31, 1993	8,095,771.15
Other Statutory Expenditures				Taxes Receivable	335,019.73
CETA And Other Public Employment Programs				Tax Title Liens	29,754.39
MUNICIPAL FUNCTIONS				Foreclosed Property	
CAPITAL IMPROVEMENTS	3,355,372.94			Emergencies & Other Deferred Charges	15,000.00
DEBT SERVICE				State and Federal Aid Receivable	
Principal Payments	1,067,165.42			Other Receivables	24,238.74
Interest Payments	310,302.50			Total	8,499,784.01
DEFERRED CHARGES	46,143.39			LIABILITIES, RESERVES, AND SURPLUS	
SCHOOL, COUNTY, SPECIAL DISTRICT TAXES	26,608,715.98			Cash Liabilities	5,645,953.71
RESERVE FOR UNCOLLECTED TAXES	974,000.00			Reserves for Receivables	389,012.86
EXPENDITURES	37,361,700.23			Surplus Dec. 31, 1993	2,466,817.44
				Total	8,499,784.01

0435

Population 1990 5,672
 Population 1993 5,664
 S & P Rating A
 Moody Rating

General Tax Rate Per \$100. 2.60
 State Equalized Tax Rate 2.58

BERLIN BOROUGH - CAMDEN COUNTY
 Form of Government:
Borough Council
 Number of Members on Governing Body - 6

PER CAPITA
 Gross Debt 2,001.20
 Net Debt 696.19
 Debt Service 60.39
 Total Tax Levy 1,396.28
 Municipal Expenditures 622.53

PER CENT.
 Gross Debt 3.74
 Net Debt 1.30
 Tax Levy Collected 95.08
 Tax Levy Cancelled, Abated or Adjusted .33

EXPENDITURES		REVENUES-REALIZED		1993 PROPERTY TAX	
GENERAL GOVERNMENT		1993 Property Taxes Collected		STATE EQUALIZED TAX RATE	
Governing Body & Public Boards		7,492,073.58		Local District School Taxes .79	
Municipal Clerk	24,325.00	1993 Payments in Lieu of Taxes		Regional & Consolidated School Tax .44	
Financial Administration	28,058.00	Delinquent Tax & Lien Collections		School Taxes in Municipal Budget	
Assessment of Taxes	36,617.42	Business Personalty Replacement Taxes		County Taxes .83	
Collection of Taxes	26,406.00	Taxes From Public Utilities		County Library Taxes .03	
Planning, Housing & Development	69,309.00	Other Miscellaneous Tax Revenues		Local Municipal Purpose Taxes .49	
Human Resources	236,684.53	State Aid Revenues		Veteran & Senior Citizen Taxes	
Elections		Federal Aid Revenues		Total Taxes for Rate Computation 2.58	
General Administration (other)	85,644.00	Sole of Acquired Property		Special District Taxes	
JUDICIARY		Other Miscellaneous Revenues		Bank Corp. Taxes	
Municipal Courts	120,548.92	Total		Added and Omitted Taxes	
PUBLIC SAFETY	698,073.44	Prior Years Surplus Appropriated		Total Taxes Levied - ABSTRACT	
Fire Protection	2,068.00	REVENUES TOTAL		Total Taxes Billed	
Police Protection	62,448.00	Reserve For Uncollected Taxes		1993 TAXES COLLECTED	
Civil Defense & Disaster Control		CAPITAL OUTLAY TOTAL		1993 Taxes Cancelled, Abated or Adjusted	
Environmental Inspection & Control	179,422.00	Public Enterprises		Transfer to Tax Title Liens or Foreclosed	
Other Public Safety	473,681.00	Recreation-Culture		Balance Outstanding Dec. 31, 1993	
PUBLIC WORKS	93,053.00	Public Works		PRIOR YEARS TAXES OUTSTANDING	
Streets and Drainage		Buildings and Grounds		Balance January 1, 1993	
Sewers and Sewage Processing		Library and Education		Collected in 1993	
Garbage and Trash Disposal		Conservation		Cancelled, Abated or Adjusted 1993	
Public Buildings and Grounds		All Other		Transfers to Tax Title Liens or Foreclosed	
Other Public Works		CAPITAL DEBT AUTHORIZED, DECEMBER 31, 1993		Balance December 31, 1993	
HEALTH AND WELFARE	3,792.00	ISSUED AND UNISSUED		TAX TITLE LIENS OUTSTANDING	
Health Services Except Environmental	8,525.00	GROSS DEBT		Balance January 1, 1993	
Welfare-Public Assistance		NET DEBT		Transfer From Taxes	
Hospital, Clinics, First Aid		School		Redeemed in 1993	
Animal, Insect, & Rodent Control		Self-Liquidating		Cancelled, Abated or Adjusted (1993)	
Other Welfare Services		Other		Transfer to Foreclosed Property	
RECREATION and CONSERVATION		Total		Balance December 31, 1993	
Beaches and Boardwalks		ISSUED AND OUTSTANDING		PROPERTY ACQUIRED BY DEED OR	
Parks, Playgrounds, Shade Trees		School		FORECLOSURE	
Land Reclamation & Conservation		Self-Liquidating		Balance January 1, 1993	
Other Recreational Services		Other		Transfers From Taxes or Liens	
EDUCATION (excluding schools)		Total		Sale For Cash (1993)	
Libraries		EQUALIZED VALUATION BASIS		Cancelled, Abated or Adjusted (1993)	
Other Educational Services		FOR NET DEBT COMPUTATION		Balance December 31, 1993	
STATUTORY EXPENDITURES		REAL PROPERTY VALUATIONS		CURRENT FINANCES DECEMBER 31, 1993	
Pensions & F. I. C. A.		Code Class # of Parcels % VAL'N		ASSETS	
Employee Fringe Benefits		1 Vacant Land 250 3.44		Cosh Dec. 31, 1993	
Other Statutory Expenditures		2 Residential 1796 72.15		Taxes Receivable	
CETA And Other Public Employment Programs		3 Farm 23 .36		Tax Title Liens	
MUNICIPAL FUNCTIONS TOTAL	2,592,076.90	4a Commercial 137 20.30		Foreclosed Property	
CAPITAL IMPROVEMENTS *MEMO*	60,000.00	4b Industrial 10 2.43		Emergencies & Other Deferred Charges	
DEBT SERVICE		4c Apartments 15 1.27		State and Federal Aid Receivable	
Principal Payments		Total 2231		Other Receivables	
Interest Payments		Land Area 3.56 Sq. Miles		Total	
DEFERRED CHARGES		Net Valuation Taxable-Municipal		LIABILITIES, RESERVES, AND SURPLUS	
SCHOOL, COUNTY, SPECIAL DISTRICT TAXES		Net Valuation Taxable-County		Cash Liabilities	
RESERVE FOR UNCOLLECTED TAXES		State Equalized Valuation		Reserves for Receivables	
EXPENDITURES TOTAL		State Equalization Rate		Surplus Dec. 31, 1993	

Population 1990 5,466
 Population 1993 4,981
 S & P Rating
 Moody Rating 3AA1

General Tax Rate Per \$100 2.34
 State Equalized Tax Rate 2.49

BERLIN TOWNSHIP - CAMDEN COUNTY

Form of Government:

Small Municipality Plan A (OMCL 50)

Number of Members on Governing Body - 5

PER CAPITA
 Gross Debt 2,999.91
 Net Debt 1,087.69
 Debt Service 100.94
 Total Tax Levy 1,490.40
 Municipal Expenditures 826.68

PER CENT
 Gross Debt 5.35
 Net Debt 1.94
 Tax Levy Collected 93.64
 Tax Levy Cancelled, Abated or Adjusted 1.17

EXPENDITURES		REVENUES-REALIZED		1993 PROPERTY TAX	
GENERAL GOVERNMENT				STATE EQUALIZED TAX RATE	
Governing Body & Public Boords		1993 Property Taxes Collected	6,590,984.03	Local District School Taxes	.77 2,250,696.00
Municipal Clerk		1993 Payments in Lieu of Taxes		Regional & Consolidated School Tax	.57 1,679,940.47
Financial Administration	57,086.00	Delinquent Tax & Lien Collections	287,399.96	School Taxes in Municipal Budget	
Assessment of Taxes	15,866.64	Business Personalty Replacement Taxes	14,136.48	County Taxes	.76 2,228,533.59
Collection of Taxes	41,192.00	Taxes From Public Utilities	1,246,161.20	County Library Taxes	.03 81,891.19
Planning, Housing & Development	15,070.00	Other Miscellaneous Tax Revenues		Local Municipal Purpose Taxes	.35 1,012,621.00
Human Resources	57,019.50	State Aid Revenues	801,632.59	Veteran & Senior Citizen Taxes	
Elections	4,100.00	Federal Aid Revenues		Total Taxes for Rate Computation	2.48 7,324,982.25
General Administration (other)	596,019.00			Special District Taxes	170,000.00
JUDICIARY		Sale of Acquired Property		Bank Corp. Taxes	
Municipal Courts	94,240.00	Other Miscellaneous Revenues	410,089.10	Added and Omitted Taxes	
PUBLIC SAFETY		Total	9,350,403.36	Total Taxes Levied - ABSTRACT	7,423,682.25
Fire Protection	7,700.00	Prior Years Surplus Appropriated	419,628.00	Total Taxes Billed	7,038,451.52
Police Protection	731,070.40	REVENUES	9,770,031.36	1993 TAXES COLLECTED	6,590,984.03
Civil Defense & Disaster Control	2,200.00	Reserve For Uncollected Taxes	535,000.54	1993 Taxes Cancelled, Abated or Adjusted	82,245.87
Environmental Inspection & Control	85,601.00	CAPITAL OUTLAY	TOTAL	Transfer to Tax Title Liens or Foreclosed	2,104.53
Other Public Safety			1,875,659.02	Balance Outstanding Dec. 31, 1993	363,117.09
PUBLIC WORKS		Public Enterprises	1,324,649.02	PRIOR YEARS TAXES OUTSTANDING	
Streets and Drainage	143,420.00	Recreation-Culture		Balance January 1, 1993	355,929.86
Sewers and Sewage Processing	395,150.00	Public Works	180,912.64	Collected in 1993	287,399.96
Garbage and Trash Disposal	86,200.00	Buildings and Grounds	370,097.36	Cancelled, Abated or Adjusted 1993	3,026.38
Public Buildings and Grounds	106,860.00	Library and Education		Transfers to Tax Title Liens or Foreclosed	
Other Public Works		Conservation		Balance December 31, 1993	65,503.52
HEALTH and WELFARE		All Other		TAX TITLE LIENS OUTSTANDING	
Health Services Except Environmental	3,000.00			Balance January 1, 1993	13,963.56
Wellfare-Public Assistance	5,000.04	CAPITAL DEBT AUTHORIZED, DECEMBER 31, 1993		Transfer From Taxes	2,104.53
Hospital, Clinics, First Aid		ISSUED AND UNISSUED	GROSS DEBT	Redeemed In 1993	
Animal, Insect, & Rodent Control		School	2,866,088	Cancelled, Abated or Adjusted (1993)	333.57
Other Welfare Services		Self-Liquidating	6,354,800	Transfer to Foreclosed Property	
RECREATION and CONSERVATION		Other	5,721,655	Balance December 31, 1993	15,734.52
Beaches and Boardwalks		Total	14,942,543	PROPERTY ACQUIRED BY DEED OR FORECLOSURE	
Parks, Playgrounds, Shade Trees	72,720.32	ISSUED AND OUTSTANDING		Balance January 1, 1993	352,305.00
Land Reclamation & Conservation	18,100.00	School	2,866,088.15	Transfers From Taxes or Liens	
Other Recreational Services		Self-Liquidating	4,659,800.00	Sale For Cash (1993)	
EDUCATION (excluding schools)		Other	5,717,855.52	Cancelled, Abated or Adjusted (1993)	
Libraries	6,600.00	Total	13,243,743.67	Balance December 31, 1993	352,305.00
Other Educational Services		EQUALIZED VALUATION BASIS FOR NET DEBT COMPUTATION	279,330,194	CURRENT FINANCES DECEMBER 31, 1993	
STATUTORY EXPENDITURES		REAL PROPERTY VALUATIONS		ASSETS	
Pensions & F. I. C. A.	199,194.00	Code Class # of Parcels % VAL'N	ASSESSED VALUATION	Cash Dec. 31, 1993	781,504.36
Employee Fringe Benefits	333,900.00	1 Vacant Land 321 5.15	15,953,200.00	Taxes Receivable	428,620.61
Other Statutory Expenditures	1.00	2 Residential 1603 53.17	164,548,200.00	Tax Title Liens	15,734.52
CETA And Other Public Employment Programs		3 Farm 20 .09	285,800.00	Foreclosed Property	352,305.00
MUNICIPAL FUNCTIONS		4a Commercial 279 32.94	101,937,100.00	Emergencies & Other Deferred Charges	2,270.50
CAPITAL IMPROVEMENTS		4b Industrial 25 7.18	22,216,800.00	State and Federal Aid Receivable	382,433.31
DEBT SERVICE		4c Apartments 2 1.46	4,530,000.00	Other Receivables	34,796.92
Principal Payments	429,192.03	Total 2253	309,471,100.00	Total	1,997,665.22
Interest Payments	73,577.97	Land Area 3.27 Sq. Miles		LIABILITIES, RESERVES, AND SURPLUS	
DEFERRED CHARGES		Net Valuation Taxable-Municipal	310,877,042	Cash Liabilities	603,580.32
SCHOOL, COUNTY, SPECIAL DISTRICT TAXES	6,411,061.25	Net Valuation Taxable-County	282,271,993	Reserves for Receivables	831,457.05
RESERVE FOR UNCOLLECTED TAXES	535,000.54	State Equalized Valuation	292,590,643	Surplus Dec. 31, 1993	562,627.35
EXPENDITURES		State Equalization Ratio	105.28	Total	1,997,665.22
TOTAL	10,528,766.07				

1992

Population 1990 **17,199**
 Population 1993 **18,415**
 S & P Rating **AA**
 Moody Rating **AA2**

General Tax Rate Per \$100. **1.70**
 State Equalized Tax Rate **1.54**

BERNARDS TOWNSHIP - SOMERSET CO.

Form of Government:

Township Committee

Number of Members on Governing Body - 5

PER CAPITA:

Gross Debt **1,761.84**
 Net Debt **1,054.12**
 Debt Service **137.95**
 Total Tax Levy **2,012.65**
 Municipal Expenditures **839.47**

PER CENT:

Gross Debt **1.43**
 Net Debt **.85**
 Tax Levy Collected **95.68**
 Tax Levy Cancelled, Abated or Adjusted **.02**

EXPENDITURES	REVENUES-REALIZED	1993 PROPERTY TAX
GENERAL GOVERNMENT		STATE EQUALIZED TAX RATE 1.77
Governing Body & Public Boards	1993 Property Taxes Collected 35,568,481.50	Local District School Taxes 18,506,930.50
Municipal Clerk	1993 Payments in Lieu of Taxes 119,050.00	Regional & Consolidated School Tax
Financial Administration 204,327.00	Delinquent Tax & Lien Collections 1,591,536.92	School Taxes in Municipal Budget
Assessment of Taxes 200,002.00	Business Personalty Replacement Taxes 127,449.88	County Taxes .41 *
Collection of Taxes 172,946.00	Taxes From Public Utilities 1,538,840.41	County Library Taxes
Planning, Housing & Development 80,211.00	Other Miscellaneous Tax Revenues	Local Municipal Purpose Taxes .35
Human Resources 61,774.00	State Aid Revenues 1,051,294.53	Veteran & Senior Citizen Taxes 51,600.00
Elections 3,200.00	Federal Aid Revenues 4,000.00	Total Taxes for Rate Computation 1.53
General Administration (other) 1,551,770.00		Special District Taxes
JUDICIARY		Bank Corp. Taxes
Municipal Courts 276,751.00	Sale of Acquired Property	Added and Omitted Taxes 402,359.16
PUBLIC SAFETY	Other Miscellaneous Revenues 3,451,030.68	Total Taxes Levied - ABSTRACT 37,062,891.00
Fire Protection 362,572.10	Total 43,451,683.92	Total Taxes Billed 37,173,201.06
Police Protection 2,168,576.31	Prior Years Surplus Appropriated 3,625,000.00	1993 TAXES COLLECTED 35,568,481.50
Civil Defense & Disaster Control 8,725.00	REVENUES TOTAL 47,076,683.92	1993 Taxes Cancelled, Abated or Adjusted 7,534.40
Environmental Inspection & Control 259,943.00	Reserve For Uncollected Taxes 1,392,380.04	Transfer to Tax Title Liens or Foreclosed 11,968.00
Other Public Safety	CAPITAL OUTLAY TOTAL 1,245,696.47	Balance Outstanding Dec. 31, 1993 1,585,217.16
PUBLIC WORKS		PRIOR YEARS TAXES OUTSTANDING
Streets and Drainage 1,439,681.00	Public Enterprises	Balance January 1, 1993 1,850,618.49
Sewers and Sewage Processing 431,711.00	Recreation-Culture 300,627.72	Collected in 1993 1,591,536.92
Garbage and Trash Disposal 384,520.00	Public Works 687,809.16	Cancelled, Abated or Adjusted 1993 131,619.98
Public Buildings and Grounds 777,062.00	Buildings and Grounds 139,538.81	Transfers to Tax Title Liens or Foreclosed 7,857.42
Other Public Works	Library and Education 117,720.78	Balance December 31, 1993 119,604.17
HEALTH and WELFARE	Conservation	TAX TITLE LIENS OUTSTANDING
Health Services Except Environmental 457,766.00	All Other	Balance January 1, 1993 77,084.33
Welfare-Public Assistance 20,750.00	CAPITAL DEBT AUTHORIZED, DECEMBER 31, 1993	Transfer From Taxes 20,869.23
Hospital, Clinics, First Aid	ISSUED AND UNISSUED	Redeemed In 1993
Animal, Insect, & Rodent Control 36,710.00	School 14,028,000	Cancelled, Abated or Adjusted (1993)
Other Welfare Services	Self-Liquidating	Transfer to Foreclosed Property
RECREATION and CONSERVATION	Other 18,416,275	Balance December 31, 1993 97,953.56
Beaches and Boardwalks	Total 32,444,275	PROPERTY ACQUIRED BY DEED OR FORECLOSURE
Parks, Playgrounds, Shade Trees 33,061.00	ISSUED AND OUTSTANDING	Balance January 1, 1993 89,900.00
Land Reclamation & Conservation 5,300.00	School 7,728,000.00	Transfers From Taxes or Liens
Other Recreational Services 483,016.00	Self-Liquidating	Sole For Cash (1993)
EDUCATION (excluding schools)	Other 18,416,275.00	Cancelled, Abated or Adjusted (1993)
Libraries 883,066.00	Total 26,144,275.00	Balance December 31, 1993 89,900.00
Other Educational Services	EQUALIZED VALUATION BASIS	CURRENT FINANCES DECEMBER 31, 1993
STATUTORY EXPENDITURES	FOR NET DEBT COMPUTATION 2,275,359,334	ASSETS
Pensions & F. I. C. A. 657,620.00	REAL PROPERTY VALUATIONS	Cash Dec. 31, 1993 7,291,301.60
Employee Fringe Benefits 558,572.00	Code Class # of Parcels % VAL'N	Taxes Receivable 1,704,821.33
Other Statutory Expenditures	1 Vacant Land 866 4.46	Tax Title Liens 97,953.56
CETA And Other Public Employment Programs	2 Residential 7687 69.30	Foreclosed Property 89,900.00
MUNICIPAL FUNCTIONS TOTAL 11,524,632.41	3 Farm 140 .54	Emergencies & Other Deferred Charges
CAPITAL IMPROVEMENTS 832,352.00	4a Commercial 130 25.25	State and Federal Aid Receivable 80,991.38
DEBT SERVICE	4b Industrial 6 .24	Other Receivables 47,496.89
Principal Payments 1,392,000.00	4c Apartments 1 .20	Total 9,312,464.76
Interest Payments 1,148,292.84	Total 8830	LIABILITIES, RESERVES, AND SURPLUS
DEFERRED CHARGES 1,600.00	Land Area 24.95 Sq. Miles	Cash Liabilities 2,975,495.68
SCHOOL, COUNTY, SPECIAL DISTRICT TAXES 28,296,787.86	Net Valuation Taxable-Municipal 2,162,990,700	Reserves for Receivables 1,940,171.78
RESERVE FOR UNCOLLECTED TAXES 1,392,330.04	Net Valuation Taxable-County 2,356,521,847	Surplus Dec. 31, 1993 4,396,797.30
EXPENDITURES TOTAL 43,755,693.15	State Equalized Valuation 2,392,378,653	Total 9,312,464.76
	State Equalization Ratio 90.37	

1062 3098

*Includes County Health Services Taxes, County Vocational School Taxes, or County Open Space Tax See Table 13.

1833

Population 1990 5,597
 Population 1993 6,856
 S & P Rating
 Moody Rating AA1

General Tax Rate Per \$100. 1.72
 State Equalized Tax Rate 1.56

BERNARDSVILLE BORO. - SOMERSET CO.

Form of Government:

Borough Council

Number of Members on Governing Body - 6

PER CAPITA

Gross Debt 2,760.85
 Net Debt 2,130.16
 Debt Service 135.83
 Total Tax Levy 2,323.24
 Municipal Expenditures 929.99

PER CENT.

Gross Debt 1.89
 Net Debt 1.46
 Tax Levy Collected 97.06
 Tax Levy Cancelled, Abated or Adjusted .33

EXPENDITURES		REVENUES-REALIZED		1993 PROPERTY TAX	
GENERAL GOVERNMENT				STATE EQUALIZED TAX RATE .83	
Governing Body & Public Boards		1993 Property Taxes Collected	15,528,071.40	Local District School Taxes	8,441,192.50
Municipal Clerk		1993 Payments in Lieu of Taxes		Regional & Consolidated School Tax	
Financial Administration	74,450.00	Delinquent Tax & Lien Collections	532,103.38	School Taxes in Municipal Budget	
Assessment of Taxes	61,070.00	Business Personalty Replacement Taxes	86,377.08	County Taxes	4,119,833.84
Collection of Taxes	67,103.00	Taxes From Public Utilities	585,827.00	County Library Taxes	
Planning, Housing & Development	49,765.00	Other Miscellaneous Tax Revenues		Local Municipal Purpose Taxes	3,281,998.02
Human Resources	100,646.00	State Aid Revenues	214,474.64	Veteran & Senior Citizen Taxes	36,000.00
Elections		Federal Aid Revenues	2,000.00	Total Taxes for Rate Computation	15,879,014.36
General Administration (other)	693,143.00			Special District Taxes	
JUDICIARY		Sale of Acquired Property		Bank Corp. Taxes	
Municipal Courts	56,500.00	Other Miscellaneous Revenues	828,647.06	Added and Omitted Taxes	85,130.97
PUBLIC SAFETY		Total	17,775,500.56	Total Taxes Levied - ABSTRACT	15,928,145.33
Fire Protection	117,944.60	Prior Years Surplus Appropriated	1,361,468.73	Total Taxes Billed	15,998,061.85
Police Protection	1,124,077.09	REVENUES TOTAL	19,136,969.29	1993 TAXES COLLECTED	15,528,071.40
Civil Defense & Disaster Control	8,103.00	Reserve For Uncollected Taxes	1,146,862.86	1993 Taxes Cancelled, Abated or Adjusted	52,869.37
Environmental Inspection & Control	126,280.00	CAPITAL OUTLAY TOTAL	471,131.74	Transfer to Tax Title Liens or Foreclosed	13,732.48
Other Public Safety				Balance Outstanding Dec. 31, 1993	403,388.60
PUBLIC WORKS				PRIOR YEARS TAXES OUTSTANDING	
Streets and Drainage	530,505.45	Public Enterprises		Balance January 1, 1993	467,226.63
Sewers and Sewage Processing	41,000.00	Recreation-Culture	10,920.90	Collected in 1993	455,368.18
Garbage and Trash Disposal	35,500.00	Public Works	65,291.18	Cancelled, Abated or Adjusted 1993	4,772.92
Public Buildings and Grounds	50,245.50	Buildings and Grounds	394,919.66	Transfers to Tax Title Liens or Foreclosed	1.19
Other Public Works	21,000.00	Library and Education		Balance December 31, 1993	7,084.34
HEALTH and WELFARE		Conservation		TAX TITLE LIENS OUTSTANDING	
Health Services Except Environmental	42,251.00	All Other		Balance January 1, 1993	119,543.00
Welfare-Public Assistance	13,195.00			Transfer From Taxes	13,733.67
Hospital, Clinics, First Aid				Redeemed in 1993	76,735.20
Animal, Insect, & Rodent Control	18,900.00			Cancelled, Abated or Adjusted (1993)	3,559.50
Other Welfare Services				Transfer to Foreclosed Property	
RECREATION and CONSERVATION				Balance December 31, 1993	52,981.97
Beaches and Boardwalks				PROPERTY ACQUIRED BY DEED OR	
Parks, Playgrounds, Shade Trees	16,450.00			FORECLOSURE	
Land Reclamation & Conservation	8,256.90			Balance January 1, 1993	13,100.00
Other Recreational Services	70,457.00			Transfers From Taxes or Liens	
EDUCATION (excluding schools)				Sale For Cash (1993)	
Libraries	367,775.00			Cancelled, Abated or Adjusted (1993)	
Other Educational Services				Balance December 31, 1993	13,100.00
STATUTORY EXPENDITURES				CURRENT FINANCES DECEMBER 31, 1993	
Pensions & F. I. C. A.	293,414.81			ASSETS	
Employee Fringe Benefits	253,500.00			Cash Dec. 31, 1993	2,318,276.20
Other Statutory Expenditures	5,000.00			Taxes Receivable	410,472.94
CETA And Other Public Employment Programs				Tax Title Liens	52,981.97
MUNICIPAL FUNCTIONS TOTAL	4,246,525.35			Foreclosed Property	13,100.00
CAPITAL IMPROVEMENTS *MEYO*	200,000.00			Emergencies & Other Deferred Charges	81,816.00
DEBT SERVICE				State and Federal Aid Receivable	3,109.86
Principal Payments	478,509.48			Other Receivables	13,590.82
Interest Payments	452,741.58			Total	2,893,347.79
DEFERRED CHARGES	44,543.63			LIABILITIES, RESERVES, AND SURPLUS	
SCHOOL, COUNTY, SPECIAL DISTRICT TAXES	12,561,016.34			Cash Liabilities	716,395.07
RESERVE FOR UNCOLLECTED TAXES	1,146,862.86			Reserves for Receivables	490,145.73
EXPENDITURES TOTAL	18,930,200.24			Surplus Dec. 31, 1993	1,686,806.99
				Total	2,893,347.79

*Includes County Health Services Taxes, County Vocational School Taxes, or County Open Space Tax See Table 13

1002

Population 1990 3,134
 Population 1993 3,333
 S & P Rating
 Moody Rating

General Tax Rate Per \$100. 1.76
 State Equalized Tax Rate 1.79

BETHLEHEM TOWNSHIP - HUNTERDON CO.

Form of Government:

Township Committee

Number of Members on Governing Body - 3

PER CAPITA:

Gross Debt 333.73
 Net Debt
 Debt Service
 Total Tax Levy 1,363.86
 Municipal Expenditures 500.57

PER CENT:

Gross Debt .45
 Net Debt
 Tax Levy Collected 95.50
 Tax Levy Cancelled, Abated
 or Adjusted .10

EXPENDITURES		REVENUES-REALIZED		1993 PROPERTY TAX	
GENERAL GOVERNMENT		1993 Property Taxes Collected		STATE EQUALIZED TAX RATE	
Governing Body & Public Boards		1993 Payments in Lieu of Taxes	4,426,825.48	Local District School Taxes	1.06 2,718,832.00
Municipal Clerk		Delinquent Tax & Lien Collections	263,505.90	Regional & Consolidated School Tax	.40 1,021,749.97
Financial Administration	30,518.00	Business Personalty Replacement Taxes	30,934.00	School Taxes in Municipal Budget	
Assessment of Taxes	34,096.00	Taxes From Public Utilities	226,233.00	County Taxes	.31 788,224.47
Collection of Taxes	29,454.00	Other Miscellaneous Tax Revenues		County Library Taxes	.03 68,622.77
Planning, Housing & Development	86,964.00	State Aid Revenues	191,506.39	Local Municipal Purpose Taxes	
Human Resources	6,400.00	Federal Aid Revenues		Veteran & Senior Citizen Taxes	16,500.00
Elections				Total Taxes for Rate Computation	1.80 4,613,929.21
General Administration (other)	189,300.00			Special District Taxes	
JUDICIARY				Bank Corp. Taxes	
Municipal Courts	107,297.39			Added and Omitted Taxes	40,266.55
PUBLIC SAFETY				Total Taxes Levied - ABSTRACT	4,637,695.76
Fire Protection	59,108.60	Sale of Acquired Property	285,558.94	Total Taxes Billed	4,630,978.63
Police Protection	22,050.00	Other Miscellaneous Revenues	5,424,563.71	1993 TAXES COLLECTED	4,426,825.48
Civil Defense & Disaster Control	5,500.00	Prior Years Surplus Appropriated	750,000.00	1993 Taxes Cancelled, Abated or Adjusted	4,427.21
Environmental Inspection & Control	500.00	REVENUES TOTAL	6,174,563.71	Transfer to Tax Title Liens or Foreclosed	7,281.12
Other Public Safety		Reserve For Uncollected Taxes	372,000.00	Balance Outstanding Dec. 31, 1993	192,444.82
PUBLIC WORKS		CAPITAL OUTLAY TOTAL	20,768.05		
Streets and Drainage	506,033.00			PRIOR YEARS TAXES OUTSTANDING	
Sewers and Sewage Processing	29,700.00	Public Enterprises		Balance January 1, 1993	327,748.40
Garbage and Trash Disposal	25,000.00	Recreation-Culture		Collected in 1993	263,505.90
Public Buildings and Grounds	41,058.00	Public Works	2,268.05	Cancelled, Abated or Adjusted 1993	21.23
Other Public Works	11,000.00	Buildings and Grounds	18,500.00	Transfers to Tax Title Liens or Foreclosed	
HEALTH and WELFARE		Library and Education		Balance December 31, 1993	64,221.27
Health Services Except Environmental	3,378.00	Conservation		TAX TITLE LIENS OUTSTANDING	
Welfare-Public Assistance	1,292.00	All Other		Balance January 1, 1993	108,726.51
Hospital, Clinics, First Aid				Transfer From Taxes	7,281.12
Animal, Insect, & Rodent Control				Redeemed In 1993	
Other Welfare Services				Cancelled, Abated or Adjusted (1993)	
RECREATION and CONSERVATION				Transfer to Foreclosed Property	
Beaches and Boardwalks				Balance December 31, 1993	116,007.63
Parks, Playgrounds, Shade Trees	4,130.18			PROPERTY ACQUIRED BY DEED OR	
Land Reclamation & Conservation	500.00			FORECLOSURE	
Other Recreational Services	10,800.00			Balance January 1, 1993	
EDUCATION (excluding schools)				Transfers From Taxes or Liens	
Libraries				Sale For Cash (1993)	
Other Educational Services	300.00			Cancelled, Abated or Adjusted (1993)	
STATUTORY EXPENDITURES				Balance December 31, 1993	
Pensions & F. I. C. A.	38,958.00			CURRENT FINANCES DECEMBER 31, 1993	
Employee Fringe Benefits	62,000.00			ASSETS	
Other Statutory Expenditures	3,600.00			Cash Dec. 31, 1993	1,594,411.03
CETA And Other Public Employment Programs				Taxes Receivable	256,666.09
MUNICIPAL FUNCTIONS TOTAL	1,307,947.17			Tax Title Liens	116,007.63
CAPITAL IMPROVEMENTS				Foreclosed Property	
DEBT SERVICE				Emergencies & Other Deferred Charges	16,000.00
Principal Payments				State and Federal Aid Receivable	
Interest Payments				Other Receivables	7,991.70
DEFERRED CHARGES	16,000.00			Total	1,991,076.45
SCHOOL, COUNTY, SPECIAL DISTRICT TAXES	4,597,429.21			LIABILITIES, RESERVES, AND SURPLUS	
RESERVE FOR UNCOLLECTED TAXES	372,000.00			Cash Liabilities	379,868.57
EXPENDITURES TOTAL	6,293,375.38			Reserves for Receivables	380,665.42
				Surplus Dec. 31, 1993	1,230,542.45
				Total	1,991,076.45

0302

Population 1990 2,973
 Population 1993 3,059
 S & P Rating
 Moody Rating

General Tax Rate Per \$100. 2.38
 State Equalized Tax Rate 2.35

BEVERLY CITY - BURLINGTON COUNTY

Form of Government:
 Special Charter (P.L. 1857 c. 162)
 Number of Members on Governing Body - 9

PER CAPITA.

Gross Debt 108.40
 Net Debt 108.40
 Debt Service
 Total Tax Levy 668.46
 Municipal Expenditures 518.17

PER CENT.

Gross Debt .41
 Net Debt .41
 Tax Levy Collected 86.55
 Tax Levy Cancelled, Abated or Adjusted .24

EXPENDITURES		REVENUES-REALIZED		1993 PROPERTY TAX	
GENERAL GOVERNMENT				STATE EQUALIZED TAX RATE	
Governing Body & Public Boards		1993 Property Taxes Collected	1,770,593.13	Local District School Taxes	1.26
Municipal Clerk		1993 Payments in Lieu of Taxes		Regional & Consolidated School Tax	
Financial Administration	25,420.00	Delinquent Tax & Lien Collections	232,203.29	School Taxes in Municipal Budget	
Assessment of Taxes	6,792.00	Business Personality Replacement Taxes	23,660.36	County Taxes	.50
Collection of Taxes	11,930.00	Taxes From Public Utilities	167,683.00	County Library Taxes	.03
Planning, Housing & Development	195,840.00	Other Miscellaneous Tax Revenues		Local Municipal Purpose Taxes	.55
Human Resources	44,443.25	State Aid Revenues	387,275.59	Veteran & Senior Citizen Taxes	
Elections		Federal Aid Revenues		Total Taxes for Rate Computation	2.34
General Administration (other)	163,700.00			Special District Taxes	
JUDICIARY		Sale of Acquired Property		Bank Corp. Taxes	
Municipal Courts	27,208.56	Other Miscellaneous Revenues	159,386.12	Added and Omitted Taxes	
PUBLIC SAFETY		Total	2,740,801.49	Total Taxes Levied - ABSTRACT	
Fire Protection		Prior Years Surplus Appropriated	180,000.00	Total Taxes Billed	2,044,806.21
Police Protection	312,155.03	REVENUES	2,920,801.49	1993 TAXES COLLECTED	1,770,593.13
Civil Defense & Disaster Control	750.00	Reserve For Uncollected Taxes	301,456.26	1993 Taxes Cancelled, Abated or Adjusted	4,912.88
Environmental Inspection & Control	17,831.00	CAPITAL OUTLAY	57,405.97	Transfer to Tax Title Liens or Foreclosed	7,038.24
Other Public Safety		Total		Balance Outstanding Dec. 31, 1993	263,188.88
PUBLIC WORKS		Public Enterprises		PRIOR YEARS TAXES OUTSTANDING	
Streets and Drainage	108,525.00	Recreation-Culture		Balance January 1, 1993	298,071.74
Sewers and Sewage Processing		Public Works	37,949.97	Collected in 1993	230,354.89
Garbage and Trash Disposal	135,000.00	Buildings and Grounds	19,456.00	Cancelled, Abated or Adjusted 1993	
Public Buildings and Grounds	29,000.00	Library and Education		Transfers to Tax Title Liens or Foreclosed	
Other Public Works		Conservation		Balance December 31, 1993	67,716.85
HEALTH and WELFARE		All Other		TAX TITLE LIENS OUTSTANDING	
Health Services Except Environmental	3,400.00	CAPITAL DEBT AUTHORIZED, DECEMBER 31, 1993		Balance January 1, 1993	110,085.98
Welfare-Public Assistance	3,800.00	ISSUED AND UNISSUED		Transfer From Taxes	7,038.24
Hospital, Clinics, First Aid		School		Redeemed In 1993	1,848.40
Animal, Insect, & Rodent Control		Self-Liquidating		Cancelled, Abated or Adjusted (1993)	
Other Welfare Services		Other	331,585	Transfer to Foreclosed Property	
RECREATION and CONSERVATION		Total	331,585	Balance December 31, 1993	115,275.82
Beaches and Boardwalks		ISSUED AND OUTSTANDING		PROPERTY ACQUIRED BY DEED OR FORECLOSURE	
Parks, Playgrounds, Shade Trees	6,000.00	School		Balance January 1, 1993	17,250.00
Land Reclamation & Conservation		Self-Liquidating		Transfers From Taxes or Liens	
Other Recreational Services	3,900.00	Other		Sale For Cash (1993)	
EDUCATION (excluding schools)		Total		Cancelled, Abated or Adjusted (1993)	
Libraries	2,000.00	EQUALIZED VALUATION BASIS		Balance December 31, 1993	17,250.00
Other Educational Services		FOR NET DEBT COMPUTATION	80,511,069	CURRENT FINANCES DECEMBER 31, 1993	
STATUTORY EXPENDITURES		REAL PROPERTY VALUATIONS		ASSETS	
Pensions & F. I. C. A.	45,627.87	Code Class # of Parcels % VALN		Cash Dec. 31, 1993	445,266.06
Employee Fringe Benefits	44,400.00	1 Vacant Land 71 1.12	919,800.00	Taxes Receivable	330,905.73
Other Statutory Expenditures	4,500.00	2 Residential 848 88.40	2,738,000.00	Tax Title Liens	115,275.82
CETA And Other Public Employment Programs		3 Farm		Foreclosed Property	17,250.00
MUNICIPAL FUNCTIONS		4a Commercial 51 6.17	5,080,500.00	Emergencies & Other Deferred Charges	89,300.00
CAPITAL IMPROVEMENTS		4b Industrial 14 3.32	2,734,700.00	State and Federal Aid Receivable	8,712.22
DEBT SERVICE		4c Apartments 5 .99	811,900.00	Other Receivables	160,923.25
Principal Payments		Total 959	82,334,900.00	Total	1,167,633.08
Interest Payments		Land Area .54 Sq. Miles		LIABILITIES, RESERVES, AND SURPLUS	
DEFERRED CHARGES		Net Valuation Taxable-Municipal	32,431,072	Cash Liabilities	180,272.57
SCHOOL, COUNTY, SPECIAL DISTRICT TAXES	1,585,294.67	Net Valuation Taxable-County	79,573,960	Reserves for Receivables	624,354.80
RESERVE FOR UNCOLLECTED TAXES	301,456.26	State Equalized Valuation	83,507,073	Surplus Dec. 31, 1993	363,005.71
EXPENDITURES		State Equalization Ratio	98.71	Total	1,167,633.08
TOTAL	3,170,373.92				

2104

Population 1990 5,331
 Population 1993 5,335
 S & P Rating A+
 Moody Rating

General Tax Rate Per \$100. 2.16
 State Equalized Tax Rate 1.65

BLAIRSTOWN TOWNSHIP - WARREN CO.

Form of Government:
Township Committee

Number of Members on Governing Body - 5

PER CAPITA

Gross Debt 803.53
 Net Debt 399.07
 Debt Service 25.70
 Total Tax Levy 1,166.27
 Municipal Expenditures 781.99

PER CENT

Gross Debt 1.12
 Net Debt .55
 Tax Levy Collected 93.04
 Tax Levy Cancelled, Abated or Adjusted .10

EXPENDITURES		REVENUES-REALIZED		1993 PROPERTY TAX	
GENERAL GOVERNMENT		1993 Property Taxes Collected 5,746,370.96		STATE EQUALIZED TAX RATE	
Governing Body & Public Boards		1993 Payments in Lieu of Taxes		Local District School Taxes .49	1,823,468.00
Municipal Clerk		Delinquent Tax & Lien Collections 391,516.89		Regional & Consolidated School Tax .43	1,594,278.75
Financial Administration 73,877.08		Business Personality Replacement Taxes 31,835.08		School Taxes in Municipal Budget	
Assessment of Taxes 44,498.61		Taxes From Public Utilities 2,744,934.00		County Taxes .67	2,515,522.67
Collection of Taxes 24,250.09		Other Miscellaneous Tax Revenues		County Library Taxes .06	216,743.13
Planning, Housing & Development 45,452.04		State Aid Revenues 200,353.47		Local Municipal Purpose Taxes	
Human Resources 28,127.70		Federal Aid Revenues		Veteran & Senior Citizen Taxes	42,600.00
Elections				Total Taxes for Rate Computation 1.65	6,192,612.55
General Administration (other) 359,945.18				Special District Taxes	
JUDICIARY				Bank Corp. Taxes	
Municipal Courts 29,859.43				Added and Omitted Taxes	22,660.04
PUBLIC SAFETY				Total Taxes Levied - ABSTRACT	6,172,672.59
Fire Protection 42,058.00		Sale of Acquired Property 302,489.34		Total Taxes Billed	5,746,370.96
Police Protection 399,514.24		Other Miscellaneous Revenues		1993 TAXES COLLECTED	
Civil Defense & Disaster Control 5,738.64		Total 9,417,499.74		1993 Taxes Cancelled, Abated or Adjusted	5,922.16
Environmental Inspection & Control 50,980.06		Prior Years Surplus Appropriated 500,242.00		Transfer to Tax Title Liens or Foreclosed	9,972.72
Other Public Safety		REVENUES TOTAL 9,917,741.74		Balance Outstanding Dec. 31, 1993	413,968.18
PUBLIC WORKS		Reserve For Uncollected Taxes 442,500.00		PRIOR YEARS TAXES OUTSTANDING	
Streets and Drainage 433,804.56		CAPITAL OUTLAY TOTAL 255,306.63		Balance January 1, 1993	420,143.23
Sewers and Sewage Processing 3,235.00		Public Enterprises		Collected in 1993	386,761.25
Garbage and Trash Disposal 36,000.00		Recreation-Culture		Cancelled, Abated or Adjusted 1993	616.20
Public Buildings and Grounds 77,234.74		Public Works 33,337.33		Transfers to Tax Title Liens or Foreclosed	1,264.50
Other Public Works		Buildings and Grounds 221,969.30		Balance December 31, 1993	31,501.28
HEALTH and WELFARE		Library and Education		TAX TITLE LIENS OUTSTANDING	
Health Services Except Environmental 6,457.35		Conservation		Balance January 1, 1993	37,373.27
Welfare-Public Assistance 5,225.00		All Other		Transfer From Taxes	11,411.63
Hospital, Clinics, First Aid				Redeemed in 1993	4,755.64
Animal, Insect, & Rodent Control				Cancelled, Abated or Adjusted (1993)	3,565.92
Other Welfare Services				Transfer to Foreclosed Property	
RECREATION and CONSERVATION				Balance December 31, 1993	40,463.34
Beaches and Boardwalks				PROPERTY ACQUIRED BY DEED OR	
Parks, Playgrounds, Shade Trees				FORECLOSURE	
Land Reclamation & Conservation 1,406.41				Balance January 1, 1993	
Other Recreational Services 35,436.86				Transfers From Taxes or Liens	
EDUCATION (excluding schools)				Sale For Cash (1993)	
Libraries 2,000.00				Cancelled, Abated or Adjusted (1993)	
Other Educational Services 1,700,000.00				Balance December 31, 1993	
STATUTORY EXPENDITURES				CURRENT FINANCES DECEMBER 31, 1993	
Pensions & F. I. C. A. 80,514.36				ASSETS	
Employee Fringe Benefits 144,465.12				Cash Dec. 31, 1993	5,003,701.52
Other Statutory Expenditures				Taxes Receivable	445,469.46
CETA And Other Public Employment Programs				Tax Title Liens	40,463.34
MUNICIPAL FUNCTIONS TOTAL 3,630,130.47				Foreclosed Property	
CAPITAL IMPROVEMENTS *MEMO* 100,000.00				Emergencies & Other Deferred Charges	50,800.00
DEBT SERVICE				State and Federal Aid Receivable	50,000.00
Principal Payments 30,000.00				Other Receivables	294,147.93
Interest Payments 58,378.33				Total	5,884,582.25
DEFERRED CHARGES				LIABILITIES, RESERVES, AND SURPLUS	
SCHOOL, COUNTY, SPECIAL DISTRICT TAXES 6,150,012.55				Cash Liabilities	1,135,274.13
RESERVE FOR UNCOLLECTED TAXES 442,500.00				Reserves for Receivables	780,080.73
EXPENDITURES TOTAL 10,361,021.35				Surplus Dec. 31, 1993	3,969,227.39
				Total	5,884,582.25

Population 1990 45,061
 Population 1993 45,202
 S & P Rating
 Moody Rating AAA

General Tax Rate Per \$100. 2.99
 State Equalized Tax Rate 2.79

BLOOMFIELD TOWNSHIP - ESSEX COUNTY

Form of Government:

Special Charter (P.L. 1955 c. 201)

Number of Members on Governing Body - 7

PER CAPITA

Gross Debt 397.13
 Net Debt 223.93
 Debt Service 21.40
 Total Tax Levy 1,412.38
 Municipal Expenditures 717.23

PER CENT

Gross Debt .76
 Net Debt .43
 Tax Levy Collected 96.40
 Tax Levy Cancelled, Abated or Adjusted .40

EXPENDITURES		REVENUES-REALIZED		1993 PROPERTY TAX	
GENERAL GOVERNMENT				STATE EQUALIZED TAX RATE 1.30	
Governing Body & Public Boards	67,325.00	1993 Property Taxes Collected 61,585,621.45		Local District School Taxes	29,782,269.50
Municipal Clerk	132,100.00	1993 Payments in Lieu of Taxes		Regional & Consolidated School Tax	
Financial Administration	345,300.00	Delinquent Tax & Lien Collections 2,427,610.12		School Taxes in Municipal Budget	
Assessment of Taxes	111,250.00	Business Personalty Replacement Taxes 1,039,063.12		County Taxes	15,451,155.47
Collection of Taxes		Taxes From Public Utilities 2,301,230.00		County Library Taxes	
Planning, Housing & Development	100,850.00	Other Miscellaneous Tax Revenues		Local Municipal Purpose Taxes	18,577,384.00
Human Resources	527,177.27	State Aid Revenues 5,152,940.27		Veteran & Senior Citizen Taxes	384,800.00
Elections		Federal Aid Revenues		Total Taxes for Rate Computation	64,195,608.97
General Administration (other)	1,504,239.76	Sale of Acquired Property		Special District Taxes	
JUDICIARY		Other Miscellaneous Revenues		Bank Corp. Taxes	
Municipal Courts	215,600.00	Total 75,089,476.65		Added and Omitted Taxes	31,465.55
PUBLIC SAFETY		Prior Years Surplus Appropriated 1,500,000.00		Total Taxes Levied - ABSTRACT	63,842,274.52
Fire Protection	4,615,471.00	REVENUES TOTAL 76,539,476.65		Total Taxes Billed	63,883,839.46
Police Protection	7,057,039.00	Reserve For Uncollected Taxes 2,837,109.35		1993 TAXES COLLECTED	61,585,621.45
Civil Defense & Disaster Control	37,930.00	CAPITAL OUTLAY TOTAL 832,142.51		1993 Taxes Cancelled, Abated or Adjusted	254,271.71
Environmental Inspection & Control	156,900.00	Public Enterprises		Transfer to Tax Title Liens or Foreclosed	66,525.34
Other Public Safety		Recreation-Culture 91,023.94		Balance Outstanding Dec. 31, 1993	1,977,420.96
PUBLIC WORKS		Public Works 215,236.53		PRIOR YEARS TAXES OUTSTANDING	
Streets and Drainage	1,001,475.00	Buildings and Grounds 525,982.04		Balance January 1, 1993	2,686,569.52
Sewers and Sewage Processing	1,376,000.00	Library and Education		Collected in 1993	2,375,245.98
Garbage and Trash Disposal	2,683,500.00	Conservation		Cancelled, Abated or Adjusted 1993	115,542.02
Public Buildings and Grounds	636,300.00	All Other		Transfers to Tax Title Liens or Foreclosed	
Other Public Works	148,983.46	CAPITAL DEBT AUTHORIZED, DECEMBER 31, 1993		Balance December 31, 1993	195,781.52
HEALTH and WELFARE		ISSUED AND UNISSUED		TAX TITLE LIENS OUTSTANDING	
Health Services Except Environmental	768,397.00	SCHOOL GROSS DEBT		Balance January 1, 1993	267,521.92
Welfare-Public Assistance	172,350.00	Self-Liquidating 7,125,074		Transfer From Taxes	66,525.34
Hospital, Clinics, First Aid		Other 10,122,030		Redeemed In 1993	52,364.14
Animal, Insect, & Rodent Control	70,000.00	Total 17,951,105		Cancelled, Abated or Adjusted (1993)	
Other Welfare Services	5,000.00	ISSUED AND OUTSTANDING		Transfer to Foreclosed Property	
RECREATION and CONSERVATION		SCHOOL 704,000.00		Balance December 31, 1993	281,683.12
Beaches and Boardwalks		Self-Liquidating 4,704,654.82		PROPERTY ACQUIRED BY DEED OR FORECLOSURE	
Parks, Playgrounds, Shade Trees	271,250.00	Other 9,295,000.00		Balance January 1, 1993	355,100.00
Land Reclamation & Conservation	22,100.00	Total 14,703,654.82		Transfers From Taxes or Liens	
Other Recreational Services	567,850.00	EQUALIZED VALUATION BASIS		Sale For Cash (1993)	
EDUCATION (excluding schools)		FOR NET DEBT COMPUTATION		Cancelled, Abated or Adjusted (1993)	
Libraries	920,000.00	REAL PROPERTY VALUATIONS		Balance December 31, 1993	355,100.00
Other Educational Services		Code Class # of Parcels % VAL'N ASSESSED VALUATION		CURRENT FINANCES DECEMBER 31, 1993	
STATUTORY EXPENDITURES		1 Vacant Land 236 .62 13,132,800.00		ASSETS	
Pensions & F. I. C. A.	1,933,700.00	2 Residential 11490 75.43 1,600,440,100.00		Cash Dec. 31, 1993	3,953,432.22
Employee Fringe Benefits	2,952,530.00	3 Farm 713 13.97 296,477,000.00		Taxes Receivable	2,173,202.48
Other Statutory Expenditures	1,000.00	4a Commercial 73 3.99 84,664,700.00		Tax Title Liens	281,683.12
CETA And Other Public Employment Programs		4c Apartments 99 5.99 127,050,600.00		Foreclosed Property	355,100.00
MUNICIPAL FUNCTIONS		Total 12611 2,121,815,200.00		Emergencies & Other Deferred Charges	277,640.00
CAPITAL IMPROVEMENTS		Land Area 5.40 Sq. Miles		State and Federal Aid Receivable	
DEBT SERVICE		Net Valuation Taxable-Municipal 2,135,604,900		Other Receivables	109,308.49
Principal Payments	460,000.00	Net Valuation Taxable-County 2,346,398,593		Total	7,150,366.39
Interest Payments	507,294.37	State Equalized Valuation 2,288,998,154		LIABILITIES, RESERVES, AND SURPLUS	
DEFERRED CHARGES		State Equalization Ratio 93.26		Cash Liabilities	3,104,790.94
SCHOOL, COUNTY, SPECIAL DISTRICT TAXES	214,408.92			Reserves for Receivables	2,919,294.00
RESERVE FOR UNCOLLECTED TAXES	2,837,109.35			Surplus Dec. 31, 1993	1,126,281.36
EXPENDITURES TOTAL	77,653,825.10			Total	7,150,366.39

1631

Population 1990 7,530
 Population 1993 7,725
 S & P Rating AAA
 Moody Rating AAA1

General Tax Rate Per \$100. 2.95
 State Equalized Tax Rate 2.96

BLOOMINGDALE BOROUGH - PASSAIC CO.

Form of Government:
 Borough Council

Number of Members on Governing Body - 6

PER CAPITA:

Gross Debt 851.98
 Net Debt 618.08
 Debt Service 63.24
 Total Tax Levy 1,565.11
 Municipal Expenditures 624.33

PER CENT:

Gross Debt 1.58
 Net Debt 1.15
 Tax Levy Collected 95.96
 Tax Levy Cancelled, Abated or Adjusted .50

EXPENDITURES		REVENUES-REALIZED		1993 PROPERTY TAX	
GENERAL GOVERNMENT				STATE EQUALIZED TAX RATE 2.96	
Governing Body & Public Boards	184,132.00	1993 Property Taxes Collected 11,609,410.00		Local District School Taxes 1.73	7,039,869.98
Municipal Clerk		1993 Payments in Lieu of Taxes		Regional & Consolidated School Tax	
Financial Administration	74,012.00	Delinquent Tax & Lien Collections 615,105.00		School Taxes in Municipal Budget	
Assessment of Taxes	31,817.00	Business Personalty Replacement Taxes 65,933.00		County Taxes .54	2,209,355.33
Collection of Taxes	62,499.00	Taxes From Public Utilities 350,658.00		County Library Taxes	
Planning, Housing & Development	23,452.00	Other Miscellaneous Tax Revenues		Local Municipal Purpose Taxes .69	2,811,022.00
Human Resources	21,558.00	State Aid Revenues 503,769.00		Veteran & Senior Citizen Taxes	60,200.00
Elections	2,150.00	Federal Aid Revenues		Total Taxes for Rate Computation 2.96	12,120,447.21
General Administration (other)	327,131.00	Sale of Acquired Property		Special District Taxes	
JUDICIARY		Other Miscellaneous Revenues 702,846.00		Bank Corp. Taxes	
Municipal Courts	36,526.00	Total 13,847,721.00		Added and Omitted Taxes	30,244.00
PUBLIC SAFETY		Prior Years Surplus Appropriated 105,000.00		Total Taxes Levied - ABSTRACT	12,090,491.21
Fire Protection	36,393.00	REVENUES TOTAL 13,952,721.00		Total Taxes Billed	12,098,065.00
Police Protection	839,217.00	Reserve For Uncollected Taxes 674,327.00		1993 TAXES COLLECTED	11,609,410.00
Civil Defense & Disaster Control	1,700.00	CAPITAL OUTLAY TOTAL 260,310.00		1993 Taxes Cancelled, Abated or Adjusted	60,990.00
Environmental Inspection & Control	53,966.00	Public Enterprises 11,487.00		Transfer to Tax Title Liens or Foreclosed	21,417.00
Other Public Safety		Recreation-Culture 26,615.00		Balance Outstanding Dec. 31, 1993	406,248.00
PUBLIC WORKS		Public Works 33,816.00		PRIOR YEARS TAXES OUTSTANDING	
Streets and Drainage	349,972.00	Buildings and Grounds 188,392.00		Balance January 1, 1993	522,249.00
Sewers and Sewage Processing	23,500.00	Library and Education		Collected in 1993	520,190.00
Gorbage and Trash Disposal	596,515.00	Conservation		Cancelled, Abated or Adjusted 1993	
Public Buildings and Grounds	52,025.00	All Other		Transfers to Tax Title Liens or Foreclosed	91.00
Other Public Works	33,600.00	CAPITAL DEBT AUTHORIZED, DECEMBER 31, 1993		Balance December 31, 1993	1,968.00
HEALTH and WELFARE		ISSUED AND UNISSUED GROSS DEBT NET DEBT		TAX TITLE LIENS OUTSTANDING	
Health Services Except Environmental	100,075.00	School 600,000		Balance January 1, 1993	173,767.00
Welfare-Public Assistance	3,290.00	Self-Liquidating 1,399,725		Transfer From Taxes	21,532.00
Hospital, Clinics, First Aid		Other 4,581,785		Redeemed In 1993	94,915.00
Animal, Insect, & Rodent Control		Total 6,581,510		Cancelled, Abated or Adjusted (1993)	
Other Welfare Services		ISSUED AND OUTSTANDING		Transfer to Foreclosed Property	15,294.00
RECREATION and CONSERVATION		School 600,000.00		Balance December 31, 1993	85,090.00
Beaches and Boardwalks		Self-Liquidating 1,352,725.00		PROPERTY ACQUIRED BY DEED OR FORECLOSURE	
Parks, Playgrounds, Shade Trees	1,000.00	Other 4,409,750.00		Balance January 1, 1993	2,050,006.00
Land Reclamation & Conservation	980.00	Total 6,362,475.00		Transfers From Taxes or Liens	15,294.00
Other Recreational Services	81,524.00	EQUALIZED VALUATION BASIS FOR NET DEBT COMPUTATION 416,706,156		Sole For Cash (1993)	133,750.00
EDUCATION (excluding schools)		REAL PROPERTY VALUATIONS		Cancelled, Abated or Adjusted (1993)	439,350.00
Libraries	178,750.00	Code Class # of Parcels % VAL'N ASSESSED VALUATION		Balance December 31, 1993	1,492,200.00
Other Educational Services		1 Vacant Land 224 4.57 18,652,400.00		CURRENT FINANCES DECEMBER 31, 1993	
STATUTORY EXPENDITURES		2 Residential 2403 85.12 347,311,400.00		ASSETS	
Pensions & F. I. C. A.	189,894.00	3 Farm 9 .13 565,654.00		Cash Dec. 31, 1993	3,235,858.00
Employee Fringe Benefits	283,062.00	4a Commercial 95 7.06 28,319,700.00		Taxes Receivable	408,216.00
Other Statutory Expenditures		4b Industrial 3 .12 505,200.00		Tax Title Liens	85,090.00
CETA And Other Public Employment Programs		4c Apartments 2 2.98 12,162,200.00		Foreclosed Property	1,492,200.00
MUNICIPAL FUNCTIONS TOTAL 3,593,740.00		Total 2742 408,016,554.00		Emergencies & Other Deferred Charges	29,000.00
CAPITAL IMPROVEMENTS *MEMO* 20,000.00		Land Area 9.74 Sq. Miles		State and Federal Aid Receivable	5,448.00
DEBT SERVICE		Net Valuation Taxable-Municipal 439,078,674		Other Receivables	141,461.00
Principal Payments 300,000.00		Net Valuation Taxable-County 411,124,386		Total	5,397,273.00
Interest Payments 227,146.00		State Equalized Valuation 407,655,597		LIABILITIES, RESERVES, AND SURPLUS	
DEFERRED CHARGES 27,746.00		State Equalization Ratio 100.35		Cash Liabilities	2,698,772.00
SCHOOL, COUNTY, SPECIAL DISTRICT TAXES 9,249,225.21				Reserves for Receivables	2,126,967.00
RESERVE FOR UNCOLLECTED TAXES 674,327.00				Surplus Dec. 31, 1993	571,534.00
EXPENDITURES TOTAL 14,072,134.21				Total	5,397,273.00

Population 1990 890
 Population 1993 943
 S & P Rating
 Moody Rating

General Tax Rate Per \$100. 2.05
 State Equalized Tax Rate 2.01

BLOOMSBURY BOROUGH - HUNTERDON CO.

Form of Government:
Borough Council

Number of Members on Governing Body - 6

PER CAPITA:

Gross Debt 178.41
 Net Debt 107.47
 Debt Service 20.46
 Total Tax Levy 1,223.14
 Municipal Expenditures 511.95

PER CENT:

Gross Debt .30
 Net Debt .13
 Tax Levy Collected 96.52
 Tax Levy Cancelled, Abated or Adjusted .09

EXPENDITURES		REVENUES-REALIZED		1993 PROPERTY TAX	
GENERAL GOVERNMENT				STATE EQUALIZED TAX RATE 1.31	
Governing Body & Public Boards		1993 Property Taxes Collected	1,117,338.24	Local District School Taxes	752,851.00
Municipal Clerk		1993 Payments in Lieu of Taxes		Regional & Consolidated School Tax	
Financial Administration	19,300.00	Delinquent Tax & Lien Collections	32,292.50	School Taxes in Municipal Budget	
Assessment of Taxes	6,313.00	Business Personalty Replacement Taxes	13,521.99	County Taxes	.30 173,245.51
Collection of Taxes	7,600.00	Taxes From Public Utilities	30,400.00	County Library Taxes	.03 15,086.56
Planning, Housing & Development	4,970.00	Other Miscellaneous Tax Revenues		Local Municipal Purpose Taxes	.36 207,721.00
Human Resources	96.66	State Aid Revenues	28,377.66	Veteran & Senior Citizen Taxes	6,250.00
Elections	500.00	Federal Aid Revenues		Total Taxes for Rate Computation	2.00 1,155,154.07
General Administration (other)	97,350.00			Special District Taxes	
JUDICIARY		Sale of Acquired Property		Bank Corp. Taxes	
Municipal Courts	29,775.00	Other Miscellaneous Revenues	68,073.92	Added and Omitted Taxes	4,520.03
PUBLIC SAFETY		Total	1,291,004.31	Total Taxes Levied - ABSTRACT	1,153,424.15
Fire Protection	26,698.00	Prior Years Surplus Appropriated	145,000.00	Total Taxes Billed	1,158,129.41
Police Protection	6,260.00	REVENUES TOTAL	1,436,004.31	1993 TAXES COLLECTED	1,117,838.24
Civil Defense & Disaster Control	2,103.00	Reserve For Uncollected Taxes	73,128.00	1993 Taxes Cancelled, Abated or Adjusted	970.16
Environmental Inspection & Control				Transfer to Tax Title Liens or Foreclosed	2,617.85
Other Public Safety		CAPITAL OUTLAY	TOTAL	Balance Outstanding Dec. 31, 1993	36,703.16
PUBLIC WORKS				PRIOR YEARS TAXES OUTSTANDING	
Streets and Drainage	53,156.00	Public Enterprises		Balance January 1, 1993	32,292.50
Sewers and Sewage Processing	4,000.00	Recreation-Culture		Collected in 1993	32,292.50
Garbage and Trash Disposal	76,300.00	Public Works		Cancelled, Abated or Adjusted 1993	
Public Buildings and Grounds	24,123.00	Buildings and Grounds		Transfers to Tax Title Liens or Foreclosed	
Other Public Works	3,971.00	Library and Education		Balance December 31, 1993	
HEALTH and WELFARE		Conservation		TAX TITLE LIENS OUTSTANDING	
Health Services Except Environmental	600.00	All Other		Balance January 1, 1993	6,122.89
Welfare-Public Assistance	63.00			Transfer From Taxes	2,617.85
Hospital, Clinics, First Aid		CAPITAL DEBT AUTHORIZED, DECEMBER 31, 1993		Redeemed In 1993	
Animal, Insect, & Rodent Control	1,700.00	ISSUED AND UNISSUED	GROSS DEBT	Cancelled, Abated or Adjusted (1993)	
Other Welfare Services		School		Transfer to Foreclosed Property	
RECREATION and CONSERVATION		Self-Liquidating	66,894	Balance December 31, 1993	8,740.73
Beaches and Boardwalks		Other	101,345	PROPERTY ACQUIRED BY DEED OR	
Parks, Playgrounds, Shade Trees		Total	168,240	FORECLOSURE	
Land Reclamation & Conservation		ISSUED AND OUTSTANDING		Balance January 1, 1993	
Other Recreational Services	2,300.00	School		Transfers From Taxes or Liens	
EDUCATION (excluding schools)		Self-Liquidating		Sale For Cash (1993)	
Libraries		Other	91,315.00	Cancelled, Abated or Adjusted (1993)	
Other Educational Services		Total	91,315.00	Balance December 31, 1993	
STATUTORY EXPENDITURES		EQUALIZED VALUATION BASIS		CURRENT FINANCES DECEMBER 31, 1993	
Pensions & F. I. C. A.	8,930.00	FOR NET DEBT COMPUTATION	57,023,429	ASSETS	
Employee Fringe Benefits		REAL PROPERTY VALUATIONS		Cash Dec. 31, 1993	372,854.29
Other Statutory Expenditures	250.00	Code Class # of Parcels % VAL'N	ASSESSED VALUATION	Taxes Receivable	36,703.16
CETA And Other Public Employment Programs		1 Vacant Land 50 1.51	845,050.00	Tax Title Liens	8,740.73
MUNICIPAL FUNCTIONS	TOTAL	2 Residential 316 77.03	63,203,400.00	Foreclosed Property	
CAPITAL IMPROVEMENTS	*MEMO*	3 Farm 16 1.77	991,800.00	Emergencies & Other Deferred Charges	5,000.00
DEBT SERVICE		4a Commercial 14 13.25	7,430,700.00	State and Federal Aid Receivable	193.96
Principal Payments	15,000.00	4b Industrial 5 5.38	2,851,300.00	Other Receivables	1,205.10
Interest Payments	4,291.44	4c Apartments 3 1.37	767,700.00	Total	424,697.24
		Total 404	56,089,950.00	LIABILITIES, RESERVES, AND SURPLUS	
DEFERRED CHARGES		Land Area .80 Sq. Miles		Cash Liabilities	68,225.96
SCHOOL, COUNTY, SPECIAL DISTRICT TAXES	941,133.07	Net Valuation Taxable-Municipal	56,273,625	Reserves for Receivables	46,648.90
RESERVE FOR UNCOLLECTED TAXES	73,128.00	Net Valuation Taxable-County	58,333,756	Surplus Dec. 31, 1993	309,822.29
EXPENDITURES	TOTAL	State Equalized Valuation	57,301,750	Total	424,697.24
	1,423,955.17	State Equalization Ratio	98.20		

0234

Population 1990 7,824
 Population 1993 7,912
 S & P Rating
 Moody Rating A3

General Tax Rate Per \$100 3.12
 State Equalized Tax Rate 2.56

BOGOTA BOROUGH - BERGEN COUNTY

Form of Government:

Borough Council

Number of Members on Governing Body - 6

PER CAPITA

Gross Debt 512.03
 Net Debt 512.03
 Debt Service 27.07
 Total Tax Levy 1,285.06
 Municipal Expenditures 709.74

PER CENT:

Gross Debt .99
 Net Debt .99
 Tax Levy Collected 97.75
 Tax Levy Cancelled, Abated or Adjusted .16

EXPENDITURES		REVENUES-REALIZED		1993 PROPERTY TAX	
GENERAL GOVERNMENT		1993 Property Taxes Collected		STATE EQUALIZED TAX RATE 1.37	
Governing Body & Public Boards		9,958,082.00		Local District School Taxes 6,226,336.00	
Municipal Clerk				Regional & Consolidated School Tax	
Financial Administration	67,905.00	1993 Payments in Lieu of Taxes		School Taxes in Municipal Budget	
Assessment of Taxes	221,811.00	Delinquent Tax & Lien Collections		County Taxes .28	
Collection of Taxes	31,442.00	152,513.00		County Library Taxes	
Planning, Housing & Development	19,543.00	Business Personalty Replacement Taxes		Local Municipal Purpose Taxes .71	
Human Resources	87,073.00	261,020.00		Veteran & Senior Citizen Taxes	
Elections		Taxes From Public Utilities		70,700.00	
General Administration (other)	512,927.00	Other Miscellaneous Tax Revenues		Total Taxes for Rate Computation 2.56	
JUDICIARY		State Aid Revenues		10,227,229.74	
Municipal Courts	68,247.00	Federal Aid Revenues			
PUBLIC SAFETY		Sale of Acquired Property		Special District Taxes	
Fire Protection	170,727.00	Other Miscellaneous Revenues		Bank Corp. Taxes	
Police Protection	1,304,822.00	417,341.00		Added and Omitted Taxes	
Civil Defense & Disaster Control	4,200.00	Total 12,451,594.00		Total Taxes Levied - ABSTRACT	
Environmental Inspection & Control	53,900.00	Prior Years Surplus Appropriated		10,167,407.74	
Other Public Safety		260,000.00		Total Taxes Billed	
PUBLIC WORKS		REVENUES TOTAL 12,711,594.00		1993 TAXES COLLECTED	
Streets and Drainage	410,864.00	Reserve For Uncollected Taxes		9,958,082.00	
Sewers and Sewage Processing	950,621.00	CAPITAL OUTLAY TOTAL 1,160,155.00		1993 Taxes Cancelled, Abated or Adjusted	
Garbage and Trash Disposal	300,080.00	Public Enterprises		16,531.00	
Public Buildings and Grounds	54,813.00	Recreation-Culture		Transfer to Tax Title Liens or Foreclosed	
Other Public Works	27,720.00	152,157.00		2,368.00	
HEALTH and WELFARE		Public Works		Balance Outstanding Dec. 31, 1993	
Health Services Except Environmental	44,819.00	55,752.00		210,494.00	
Welfare-Public Assistance	7,335.00	Buildings and Grounds		PRIOR YEARS TAXES OUTSTANDING	
Hospital, Clinics, First Aid		Library and Education		Balance January 1, 1993	
Animal, Insect, & Rodent Control		Conservation		214,961.00	
Other Welfare Services		All Other		Collected in 1993	
RECREATION and CONSERVATION		CAPITAL DEBT AUTHORIZED, DECEMBER 31, 1993		152,513.00	
Beaches and Boardwalks	90,349.00	ISSUED AND UNISSUED GROSS DEBT NET DEBT		Cancelled, Abated or Adjusted 1993	
Parks, Playgrounds, Shade Trees	7,042.00	School 4,051,159 4,051,159		7,385.00	
Land Reclamation & Conservation	74,804.00	Self-Liquidating 4,051,159 4,051,159		Transfers to Tax Title Liens or Foreclosed	
Other Recreational Services		Other 4,051,159 4,051,159		600.00	
EDUCATION (excluding schools)		ISSUED AND OUTSTANDING		Balance December 31, 1993	
Libraries	150,715.00	School 3,246,329.00 3,246,329.00		54,463.00	
Other Educational Services	500.00	Self-Liquidating 3,246,329.00 3,246,329.00		TAX TITLE LIENS OUTSTANDING	
STATUTORY EXPENDITURES		Other 3,246,329.00 3,246,329.00		Balance January 1, 1993	
Pensions & F. I. C. A.	130,288.00	EQUALIZED VALUATION BASIS		3,558.00	
Employee Fringe Benefits	266,529.00	FOR NET DEBT COMPUTATION 407,445,855		Transfer From Taxes	
Other Statutory Expenditures		REAL PROPERTY VALUATIONS		3,030.00	
CETA And Other Public Employment Programs		Code Class # of Parcels % VALN ASSESSED VALUATION		Redeemed In 1993	
MUNICIPAL FUNCTIONS TOTAL 5,059,076.00		1 Vacant Land 46 .84 2,721,400.00		Cancelled, Abated or Adjusted (1993)	
CAPITAL IMPROVEMENTS *ME40* 10,000.00		2 Residential 2029 83.64 2,72,329,200.00		Transfer to Foreclosed Property	
DEBT SERVICE		3 Farm 79 6.61 21,525,500.00		6,588.00	
Principal Payments 115,300.00		4a Commercial 79 6.61 21,525,500.00		PROPERTY ACQUIRED BY DEED OR FORECLOSURE	
Interest Payments 99,209.00		4b Industrial 21 3.64 11,851,900.00		Balance January 1, 1993	
DEFERRED CHARGES 17,002.00		4c Apartments 25 5.27 17,172,300.00		136,680.00	
SCHOOL, COUNTY, SPECIAL DISTRICT TAXES 7,346,581.74		Total 2200 325,600,300.00		Transfers From Taxes or Liens	
RESERVE FOR UNCOLLECTED TAXES 325,144.00		Land Area .70 Sq. Miles		Sole For Cash (1993)	
EXPENDITURES TOTAL 12,962,012.74		Net Valuation Taxable-Municipal 326,172,984		Cancelled, Abated or Adjusted (1993)	
		Net Valuation Taxable-County 398,479,715		Balance December 31, 1993	
		State Equalized Valuation 397,114,275		136,680.00	
		State Equalization Ratio 82.11		CURRENT FINANCES DECEMBER 31, 1993	
				ASSETS	
				Cash Dec. 31, 1993	
				952,952.00	
				Taxes Receivable	
				264,757.00	
				Tax Title Liens	
				6,588.00	
				Foreclosed Property	
				136,680.00	
				Emergencies & Other Deferred Charges	
				200,000.00	
				State and Federal Aid Receivable	
				70,757.00	
				Other Receivables	
				56,757.00	
				Total	
				1,638,703.00	
				LIABILITIES, RESERVES, AND SURPLUS	
				Cash Liabilities	
				662,271.00	
				Reserves for Receivables	
				464,982.00	
				Surplus Dec. 31, 1993	
				561,450.00	
				Total	
				1,698,703.00	

1401

Population 1990 8,343
 Population 1993 8,578
 S & P Rating A+
 Moody Rating AAA

General Tax Rate Per \$100. 5.07
 State Equalized Tax Rate 2.32

BOONTON TOWN - MORRIS COUNTY

Form of Government:

Town Council

Number of Members on Governing Body - 9

PER CAPITA

Gross Debt 1,324.13
 Net Debt 87.93
 Debt Service 6.40
 Total Tax Levy 1,373.12
 Municipal Expenditures 617.57

PER CENT

Gross Debt 2.27
 Net Debt .15
 Tax Levy Collected 95.29
 Tax Levy Cancelled, Abated or Adjusted .09

EXPENDITURES	REVENUES-REALIZED	1993 PROPERTY TAX
GENERAL GOVERNMENT		STATE EQUALIZED TAX RATE
Governing Body & Public Boards		Local District School Taxes 1.45
Municipal Clerk		Regional & Consolidated School Tax
Financial Administration 76,250.00	1993 Property Taxes Collected 11,314,244.37	School Taxes in Municipal Budget
Assessment of Taxes 49,634.00	1993 Payments in Lieu of Taxes 6,190.71	County Taxes .32 *
Collection of Taxes 44,875.00	Delinquent Tax & Lien Collections 395,435.09	County Library Taxes
Planning, Housing & Development 57,786.00	Business Personalty Replacement Taxes 324,739.44	Local Municipal Purpose Taxes .54
Human Resources 43,875.00	Taxes From Public Utilities 515,492.00	Veteran & Senior Citizen Taxes 68,200.00
Elections	Other Miscellaneous Tax Revenues	Total Taxes for Rate Computation 2.31
General Administration (other) 404,397.30	State Aid Revenues 417,802.64	Special District Taxes
JUDICIARY	Federal Aid Revenues	Bank Corp. Taxes
Municipal Courts 71,544.56	Sale of Acquired Property	Added and Omitted Taxes
PUBLIC SAFETY	Other Miscellaneous Revenues	Total Taxes Levied - ABSTRACT
Fire Protection 90,422.50	Total 13,490,925.32	Total Taxes Billed 11,738,618.91
Police Protection 1,266,888.51	Prior Years Surplus Appropriated 630,000.00	1993 TAXES COLLECTED 11,314,244.37
Civil Defense & Disaster Control 2,415.00	REVENUES TOTAL 14,120,925.32	1993 Taxes Cancelled, Abated or Adjusted 10,966.32
Environmental Inspection & Control 53,581.00	Reserve For Uncollected Taxes 699,569.58	Transfer to Tax Title Liens or Foreclosed 4,218.24
Other Public Safety	CAPITAL OUTLAY TOTAL 1,267,558.69	Balance Outstanding Dec. 31, 1993 459,199.98
PUBLIC WORKS		PRIOR YEARS TAXES OUTSTANDING
Streets and Drainage 451,075.00	Public Enterprises 1,007,590.66	Balance January 1, 1993 445,567.11
Sewers and Sewage Processing 37,800.00	Recreation-Culture	Collected in 1993 395,435.09
Garbage and Trash Disposal 798,738.15	Public Works 175,430.69	Cancelled, Abated or Adjusted 1993 1,983.87
Public Buildings and Grounds 96,960.00	Buildings and Grounds 84,537.34	Transfers to Tax Title Liens or Foreclosed
Other Public Works	Library and Education	Balance December 31, 1993 48,148.15
HEALTH and WELFARE	Conservation	TAX TITLE LIENS OUTSTANDING
Health Services Except Environmental 175,084.20	All Other	Balance January 1, 1993 11,653.42
Welfare-Public Assistance 15,235.00		Transfer From Taxes
Hospital, Clinics, First Aid	CAPITAL DEBT AUTHORIZED, DECEMBER 31, 1993	Redeemed In 1993
Animal, Insect, & Rodent Control	ISSUED AND UNISSUED GROSS DEBT NET DEBT	Cancelled, Abated or Adjusted (1993)
Other Welfare Services	School 4,958,000	Transfer to Foreclosed Property
RECREATION and CONSERVATION	Self-Liquidating 5,646,127	Balance December 31, 1993 15,871.66
Beaches and Boardwalks 5,000.00	Other 754,300	PROPERTY ACQUIRED BY DEED OR FORECLOSURE
Parks, Playgrounds, Shade Trees 2,110.13	Total 11,358,427	Balance January 1, 1993 87,600.00
Land Reclamation & Conservation 60,483.00	ISSUED AND OUTSTANDING	Transfers From Taxes or Liens
Other Recreational Services	School 4,583,226.83	Sale For Cash (1993)
EDUCATION (excluding schools)	Self-Liquidating 669,800.00	Cancelled, Abated or Adjusted (1993)
Libraries 41,000.00	Other 5,253,026.83	Balance December 31, 1993 87,600.00
Other Educational Services	Total	CURRENT FINANCES DECEMBER 31, 1993
STATUTORY EXPENDITURES	EQUALIZED VALUATION BASIS FOR NET DEBT COMPUTATION 501,024,335	ASSETS
Pensions & F. I. C. A. 266,672.70	REAL PROPERTY VALUATIONS	Cash Dec. 31, 1993 1,652,552.52
Employee Fringe Benefits 364,000.00	Code Class # of Parcels % VAL'N ASSESSED VALUATION	Taxes Receivable 507,338.13
Other Statutory Expenditures	1 Vacant Land 103 1.36 3,075,100.00	Tax Title Liens 15,871.66
CETA And Other Public Employment Programs	2 Residential 2234 78.23 175,529,200.00	Foreclosed Property 87,600.00
MUNICIPAL FUNCTIONS TOTAL 4,475,877.05	3 Farm 4 .07 175,100.00	Emergencies & Other Deferred Charges 23,020.00
CAPITAL IMPROVEMENTS *MEMO* 30,000.00	4a Commercial 180 9.75 21,991,400.00	State and Federal Aid Receivable
DEBT SERVICE	4b Industrial 43 8.99 20,276,150.00	Other Receivables 5,500.37
Principal Payments 31,396.01	4c Apartments 14 1.60 3,604,200.00	Total 2,291,883.19
Interest Payments 23,526.73	Total 2533 225,651,150.00	LIABILITIES, RESERVES, AND SURPLUS
DEFERRED CHARGES	Land Area 2.42 Sq. Miles	Cash Liabilities 892,133.42
SCHOOL, COUNTY, SPECIAL DISTRICT TAXES	Net Valuation Taxable-Municipal 231,096,120	Reserves for Receivables 616,310.66
RESERVE FOR UNCOLLECTED TAXES	Net Valuation Taxable-County 517,084,131	Surplus Dec. 31, 1993 783,439.10
EXPENDITURES TOTAL 14,253,695.56	State Equalized Valuation 499,103,141	Total 2,291,883.19
	State Equalization Ratio 65.71	

*Includes County Health Services Taxes, County Vocational School Taxes, or County Open Space Tax See Table 13.

1402

Population 1990 3,566
 Population 1993 3,627
 S & P Rating
 Moody Rating

General Tax Rate Per \$100. 3.30
 State Equalized Tax Rate 1.62

BOONTON TOWNSHIP - MORRIS COUNTY
Form of Government
Township Committee
Number of Members on Governing Body - 5

PER CAPITA:

Gross Debt 39.83
 Net Debt 39.83
 Debt Service 28.39
 Total Tax Levy 1,715.56
 Municipal Expenditures 594.00

PER CENT:

Gross Debt .04
 Net Debt .04
 Tax Levy Collected 97.45
 Tax Levy Cancelled, Abated or Adjusted .51

EXPENDITURES		REVENUES-REALIZED		1993 PROPERTY TAX	
GENERAL GOVERNMENT		STATE EQUALIZED TAX RATE		1.62	
Governing Body & Public Boards		1993 Property Taxes Collected	6,074,529.69	Local District School Taxes	3,529,537.00
Municipal Clerk		1993 Payments in Lieu of Taxes		Regional & Consolidated School Tax	
Financial Administration	52,274.00	Delinquent Tax & Lien Collections	117,809.80	School Taxes in Municipal Budget	
Assessment of Taxes	23,500.00	Business Personalty Replacement Taxes	45,277.40	County Taxes	1,199,613.82
Collection of Taxes	23,325.00	Taxes From Public Utilities	170,239.06	County Library Taxes	
Planning, Housing & Development	45,075.00	Other Miscellaneous Tax Revenues		Local Municipal Purpose Taxes	1,448,207.19
Human Resources	69,765.59	State Aid Revenues	135,507.55	Veteran & Senior Citizen Taxes	24,200.00
Elections		Federal Aid Revenues		Total Taxes for Rate Computation	6,201,558.01
General Administration (other)	297,070.00			Special District Taxes	
JUDICIARY		Sale of Acquired Property		Bank Corp. Taxes	
Municipal Courts	31,900.00	Other Miscellaneous Revenues	186,933.12	Added and Omitted Taxes	44,961.69
PUBLIC SAFETY		Total	6,730,296.62	Total Taxes Levied - ABSTRACT	6,222,319.70
Fire Protection	42,476.00	Prior Years Surplus Appropriated	200,000.00	Total Taxes Billed	6,233,175.55
Police Protection	499,318.13	REVENUES TOTAL	6,930,296.62	1993 TAXES COLLECTED	6,074,529.69
Civil Defense & Disaster Control	5,800.00	Reserve For Uncollected Taxes	246,609.77	1993 Taxes Cancelled, Abated or Adjusted	32,059.50
Environmental Inspection & Control	64,950.00	CAPITAL OUTLAY TOTAL	121,753.49	Transfer to Tax Title Liens or Foreclosed	2,039.40
Other Public Safety				Balance Outstanding Dec. 31, 1993	124,536.96
PUBLIC WORKS		Public Enterprises	833.31	PRIOR YEARS TAXES OUTSTANDING	
Streets and Drainage	267,735.00	Recreation-Culture	3,504.00	Balance January 1, 1993	150,131.89
Sewers and Sewage Processing	20,750.00	Public Works	55,685.41	Collected in 1993	112,825.13
Garbage and Trash Disposal	16,420.00	Buildings and Grounds	61,730.77	Cancelled, Abated or Adjusted 1993	
Public Buildings and Grounds	75,686.83	Library and Education		Transfers to Tax Title Liens or Foreclosed	609.29
Other Public Works		Conservation		Balance December 31, 1993	36,697.47
HEALTH and WELFARE		All Other		TAX TITLE LIENS OUTSTANDING	
Health Services Except Environmental	42,570.00			Balance January 1, 1993	6,947.92
Welfare-Public Assistance	550.00	CAPITAL DEBT AUTHORIZED, DECEMBER 31, 1993		Transfer From Taxes	2,726.19
Hospital, Clinics, First Aid		ISSUED AND UNISSUED		Redeemed in 1993	4,984.67
Animal, Insect, & Rodent Control		School		Cancelled, Abated or Adjusted (1993)	
Other Welfare Services		Self-Liquidating		Transfer to Foreclosed Property	
RECREATION and CONSERVATION		Other	144,451	Balance December 31, 1993	4,689.44
Beaches and Boardwalks		Total	144,451	PROPERTY ACQUIRED BY DEED OR FORECLOSURE	
Parks, Playgrounds, Shade Trees	750.00	ISSUED AND OUTSTANDING		Balance January 1, 1993	151,530.00
Land Reclamation & Conservation		School		Transfers From Taxes or Liens	
Other Recreational Services	5,500.00	Self-Liquidating		Sale For Cash (1993)	
EDUCATION (excluding schools)		Other	144,451.56	Cancelled, Abated or Adjusted (1993)	
Libraries		Total	144,451.56	Balance December 31, 1993	151,530.00
Other Educational Services		EQUALIZED VALUATION BASIS		CURRENT FINANCES DECEMBER 31, 1993	
STATUTORY EXPENDITURES		FOR NET DEBT COMPUTATION	375,161.447	ASSETS	
Pensions & F.I. C. A.	95,453.44	REAL PROPERTY VALUATIONS		Cash Dec. 31, 1993	1,164,009.72
Employee Fringe Benefits	106,559.00	Code Class # of Parcels % VAL'N	ASSESSED VALUATION	Taxes Receivable	161,234.43
Other Statutory Expenditures	100.00	1 Vacant Land 146 3.57	6,680,900.00	Tax Title Liens	4,689.44
CETA And Other Public Employment Programs		2 Residential 1293 90.66	169,581,760.00	Foreclosed Property	151,530.00
MUNICIPAL FUNCTIONS TOTAL	1,787,527.99	3 Farm 55 1.61	3,011,040.00	Emergencies & Other Deferred Charges	
CAPITAL IMPROVEMENTS *MEMO*	53,460.00	4a Commercial 6 .45	840,400.00	State and Federal Aid Receivable	
DEBT SERVICE		4b Industrial 6 3.65	6,822,900.00	Other Receivables	13,949.57
Principal Payments	95,410.96	4c Apartments 1 .06	110,500.00	Total	1,495,413.16
Interest Payments	6,567.99	Total 1497	137,047,500.00	LIABILITIES, RESERVES, AND SURPLUS	
DEFERRED CHARGES	17,333.42	Land Area 8.20 Sq. Miles		Cash Liabilities	533,067.44
SCHOOL, COUNTY, SPECIAL DISTRICT TAXES	4,729,150.82	Net Valuation Taxable-Municipal	137,521,632	Reserves for Receivables	331,403.44
RESERVE FOR UNCOLLECTED TAXES	246,609.77	Net Valuation Taxable-County	380,656,230	Surplus Dec. 31, 1993	625,942.28
EXPENDITURES TOTAL	6,833,600.95	State Equalized Valuation	380,497,496	Total	1,495,413.16
		State Equalization Ratio	42.22		

*Includes County Health Services Taxes, County Vocational School Taxes, or County Open Space Tax. See Table 13

Population 1990	4,341
Population 1993	4,386
S & P Rating	
Moodys Rating	3AA1

General Tax Rate Per \$100.	2.34
State Equalized Tax Rate	2.77

BORDENTOWN CITY - BURLINGTON CO.

Form of Government:
Commission (1911)

Number of Members on Governing Body - 3

PER CAPITA	
Gross Debt	2,174.90
Net Debt	538.26
Debt Service	52.10
Total Tax Levy	1,260.37
Municipal Expenditures	568.89

PER CENT	
Grass Debt	4.89
Net Debt	1.21
Tax Levy Collected	91.97
Tax Levy Cancelled, Abated or Adjusted	1.39

EXPENDITURES		REVENUES-REALIZED		1993 PROPERTY TAX	
GENERAL GOVERNMENT				STATE EQUALIZED TAX RATE	
Governing Body & Public Boords		1993 Property Taxes Collected		Local District School Taxes	
Municipal Clerk		1993 Payments in Lieu of Taxes		Regional & Consolidated School Tax	
Financial Administration		Delinquent Tax & Lien Collections		School Taxes in Municipal Budget	
Assessment of Taxes		Business Personalty Replacement Taxes		County Taxes	
Collection of Taxes		Taxes From Public Utilities		County Library Taxes	
Planning, Housing & Development		Other Miscellaneous Tax Revenues		Local Municipal Purpose Taxes	
Human Resources		State Aid Revenues		Veteran & Senior Citizen Taxes	
Elections		Federal Aid Revenues		Total Taxes for Rate Computation	
General Administration (other)		Sale of Acquired Property		Special District Taxes	
JUDICIARY		Other Miscellaneous Revenues		Bank Corp. Taxes	
Municipal Courts		Prior Years Surplus Appropriated		Added and Omitted Taxes	
PUBLIC SAFETY		REVENUES		Total Taxes Levied - ABSTRACT	
Fire Protection		Reserve For Uncollected Taxes		Total Taxes Billed	
Police Protection		CAPITAL OUTLAY		1993 TAXES COLLECTED	
Civil Defense & Disaster Control		TOTAL		1993 Taxes Cancelled, Abated or Adjusted	
Environmental Inspection & Control				Transfer to Tax Title Liens or Foreclosed	
Other Public Safety				Balance Outstanding Dec. 31, 1993	
PUBLIC WORKS				PRIOR YEARS TAXES OUTSTANDING	
Streets and Drainage				Balance January 1, 1993	
Sewers and Sewage Processing				Collected in 1993	
Garbage and Trash Disposal				Cancelled, Abated or Adjusted 1993	
Public Buildings and Grounds				Transfers to Tax Title Liens or Foreclosed	
Other Public Works				Balance December 31, 1993	
HEALTH and WELFARE				TAX TITLE LIENS OUTSTANDING	
Health Services Except Environmental				Balance January 1, 1993	
Welfare-Public Assistance				Transfer From Taxes	
Hospital, Clinics, First Aid				Redeemed In 1993	
Animal, Insect, & Rodent Control				Cancelled, Abated or Adjusted (1993)	
Other Welfare Services				Transfer to Foreclosed Property	
RECREATION and CONSERVATION				Balance December 31, 1993	
Beaches and Boardwalks				PROPERTY ACQUIRED BY DEED OR	
Parks, Playgrounds, Shade Trees				FORECLOSURE	
Land Reclamation & Conservation				Balance January 1, 1993	
Other Recreational Services				Transfers From Taxes or Liens	
EDUCATION (excluding schools)				Sale For Cash (1993)	
Libraries				Cancelled, Abated or Adjusted (1993)	
Other Educational Services				Balance December 31, 1993	
STATUTORY EXPENDITURES				CURRENT FINANCES DECEMBER 31, 1993	
Pensions & F. I. C. A.				ASSETS	
Employee Fringe Benefits				Cash Dec. 31, 1993	
Other Statutory Expenditures				Taxes Receivable	
CETA And Other Public Employment Programs				Tax Title Liens	
MUNICIPAL FUNCTIONS				Foreclosed Property	
CAPITAL IMPROVEMENTS				Emergencies & Other Deferred Charges	
DEBT SERVICE				State and Federal Aid Receivable	
Principal Payments				Other Receivables	
Interest Payments				Total	
DEFERRED CHARGES				LIABILITIES, RESERVES, AND SURPLUS	
SCHOOL, COUNTY, SPECIAL DISTRICT TAXES				Cash Liabilities	
RESERVE FOR UNCOLLECTED TAXES				Reserves for Receivables	
EXPENDITURES				Surplus Dec. 31, 1993	
TOTAL				Total	

0304

Population 1990 7,683
 Population 1993 7,776
 S & P Rating
 Moody Rating A

General Tax Rate Per \$100.
 2.49
 State Equalized Tax Rate
 2.56

BORDENTOWN TWP. - BURLINGTON CO.

Form of Government:

Township Committee

Number of Members on Governing Body - 5

PER CAPITA:

Gross Debt 752.54
 Net Debt 616.32
 Debt Service 108.33
 Total Tax Levy 1,535.83
 Municipal Expenditures 621.62

PER CENT.

Gross Debt 1.34
 Net Debt 1.10
 Tax Levy Collected 96.45
 Tax Levy Cancelled, Abated or Adjusted 1.15

EXPENDITURES		REVENUES-REALIZED		1993 PROPERTY TAX	
GENERAL GOVERNMENT		1993 Property Taxes Collected		STATE EQUALIZED TAX RATE	
Governing Body & Public Boards		11,522,254.56		Local District School Taxes	
Municipal Clerk				Regional & Consolidated School Tax 1.50	
Financial Administration	75,800.00			School Taxes in Municipal Budget	
Assessment of Taxes	74,590.00	1993 Payments in Lieu of Taxes		County Taxes .52	
Collection of Taxes	29,845.00	Delinquent Tax & Lien Collections		County Library Taxes .03	
Planning, Housing & Development	126,148.00	Business Personalty Replacement Taxes		Local Municipal Purpose Taxes .51	
Human Resources	69,522.00	Taxes From Public Utilities		Veteran & Senior Citizen Taxes	
Elections	3,500.00	Other Miscellaneous Tax Revenues		Total Taxes for Rate Computation 2.56	
General Administration (other)	416,627.00	State Aid Revenues		Special District Taxes	
JUDICIARY		Federal Aid Revenues		Bank Corp. Taxes	
Municipal Courts	127,181.53	Sale of Acquired Property		Added and Omitted Taxes	
PUBLIC SAFETY		Other Miscellaneous Revenues		Total Taxes Levied - ABSTRACT	
Fire Protection		658,727.02		Total Taxes Billed	
Police Protection	1,152,423.74	Prior Years Surplus Appropriated		1993 TAXES COLLECTED	
Civil Defense & Disaster Control	1,200.00	REVENUES		1993 Taxes Cancelled, Abated or Adjusted	
Environmental Inspection & Control		Reserve For Uncollected Taxes		Transfer to Tax Title Liens or Foreclosed	
Other Public Safety		CAPITAL OUTLAY		Balance Outstanding Dec. 31, 1993	
PUBLIC WORKS		TOTAL		PRIOR YEARS TAXES OUTSTANDING	
Streets and Drainage	271,448.00	Public Enterprises		Balance January 1, 1993	
Sewers and Sewage Processing		Recreation-Culture		Collected in 1993	
Garbage and Trash Disposal	299,713.00	Public Works		Cancelled, Abated or Adjusted 1993	
Public Buildings and Grounds	171,505.00	Buildings and Grounds		Transfers to Tax Title Liens or Foreclosed	
Other Public Works		Library and Education		Balance December 31, 1993	
HEALTH and WELFARE		Conservation		TAX TITLE LIENS OUTSTANDING	
Health Services Except Environmental	2,100.00	All Other		Balance January 1, 1993	
Welfare-Public Assistance	4,814.00	CAPITAL DEBT AUTHORIZED, DECEMBER 31, 1993		Transfer From Taxes	
Hospital, Clinics, First Aid		ISSUED AND UNISSUED		Redeemed in 1993	
Animal, Insect, & Rodent Control		GROSS DEBT		Cancelled, Abated or Adjusted (1993)	
Other Welfare Services		NET DEBT		Transfer to Foreclosed Property	
RECREATION and CONSERVATION		SCHOOL		Balance December 31, 1993	
Beaches and Boardwalks		Self-Liquidating		PROPERTY ACQUIRED BY DEED OR	
Parks, Playgrounds, Shade Trees	85,129.39	Other		FORECLOSURE	
Land Reclamation & Conservation	3,036.04	Total		Balance January 1, 1993	
Other Recreational Services		ISSUED AND OUTSTANDING		Transfers From Taxes or Liens	
EDUCATION (excluding schools)		SCHOOL		Sale For Cash (1993)	
Libraries	7,500.00	Self-Liquidating		Cancelled, Abated or Adjusted (1993)	
Other Educational Services		Other		Balance December 31, 1993	
STATUTORY EXPENDITURES		Total		CURRENT FINANCES DECEMBER 31, 1993	
Pensions & F. I. C. A.	226,876.19	EQUALIZED VALUATION BASIS		ASSETS	
Employee Fringe Benefits	267,400.00	FOR NET DEBT COMPUTATION		Cash Dec. 31, 1993	
Other Statutory Expenditures		REAL PROPERTY VALUATIONS		Taxes Receivable	
CETA And Other Public Employment Programs		Code Class # of Parcels % VAL'N		Tax Title Liens	
MUNICIPAL FUNCTIONS		1 Vacant Land 270 5.59		Foreclosed Property	
CAPITAL IMPROVEMENTS	12,000.00	2 Residential 2226 60.02		Emergencies & Other Deferred Charges	
DEBT SERVICE		3 Farm 69 .75		State and Federal Aid Receivable	
Principal Payments	530,000.00	4a Commercial 183 25.04		Other Receivables	
Interest Payments	312,358.50	4b Industrial 17 4.19		Total	
DEFERRED CHARGES	31,000.00	4c Apartments 5 4.42		LIABILITIES, RESERVES, AND SURPLUS	
SCHOOL, COUNTY, SPECIAL DISTRICT TAXES	9,526,860.42	Total 2770		Cash Liabilities	
RESERVE FOR UNCOLLECTED TAXES	543,938.88	Land Area 7.41 Sq. Miles		Reserves for Receivables	
EXPENDITURES	14,360,566.69	Net Valuation Taxable-Municipal		Surplus Dec. 31, 1993	
		Net Valuation Taxable-County		Total	
		State Equalized Valuation			
		State Equalization Ratio			

1834

Population 1990 9,487
 Population 1993 9,503
 S & P Rating AAA
 Moody Rating AAA

General Tax Rate Per \$100. 2.69
 State Equalized Tax Rate 2.60

BOUND BROOK BOROUGH - SOMERSET CO.

Form of Government:

Borough Council

Number of Members on Governing Body - 6

PER CAPITA

Gross Debt 759.63
 Net Debt 653.10
 Debt Service 58.18
 Total Tax Levy 1,236.41
 Municipal Expenditures 643.41

PER CENT

Gross Debt 1.60
 Net Debt 1.37
 Tax Levy Collected 95.37
 Tax Levy Cancelled, Abated or Adjusted .29

EXPENDITURES	REVENUES-REALIZED	1993 PROPERTY TAX
GENERAL GOVERNMENT		STATE EQUALIZED TAX RATE 1.42
Governing Body & Public Boards	1993 Property Taxes Collected 11,225,162.40	Local District School Taxes 6,431,577.50
Municipal Clerk 112,550.00	1993 Payments in Lieu of Taxes 2,500.00	Regional & Consolidated School Tax
Financial Administration 16,670.00	Delinquent Tax & Lien Collections 425,060.77	School Taxes in Municipal Budget
Assessment of Taxes 25,103.00	Business Personalty Replacement Taxes 94,516.04	County Taxes .44 *
Collection of Taxes 14,500.00	Taxes From Public Utilities 496,304.77	County Library Taxes
Planning, Housing & Development 73,765.00	Other Miscellaneous Tax Revenues 532,551.09	Local Municipal Purpose Taxes .74
Human Resources 3,050.00	State Aid Revenues	Veteron & Senior Citizen Taxes 88,350.00
Elections 423,302.00	Federal Aid Revenues	Total Taxes far Rate Computation 2.60 11,824,120.76
General Administration (other)		Special District Taxes
JUDICIARY 103,980.87	Sale of Acquired Property	Bank Corp. Taxes
Municipal Courts	Other Miscellaneous Revenues 1,080,370.85	Added and Omitted Taxes 13,854.23
PUBLIC SAFETY 139,910.60	Total 13,856,465.92	Total Taxes Levied - ABSTRACT 11,749,624.99
Fire Protection 1,334,532.28	Prior Years Surplus Appropriated 300,000.00	Total Taxes Billed 11,769,606.59
Police Protection 660.00	REVENUES TOTAL 14,156,465.92	1993 TAXES COLLECTED 11,225,162.40
Civil Defense & Disaster Control 84,119.00	Reserve For Uncollected Taxes 532,000.00	1993 Taxes Cancelled, Abated or Adjusted 34,399.98
Environmental Inspection & Control	CAPITAL OUTLAY TOTAL 1,225,388.48	Transfer to Tax Title Liens or Foreclosed 9,468.80
Other Public Safety	Public Enterprises 877.77	Balance Outstanding Dec. 31, 1993 500,575.41
PUBLIC WORKS 383,377.00	Recreation-Culture 656,394.77	PRIOR YEARS TAXES OUTSTANDING
Streets and Drainage 415,620.00	Public Works 535,968.41	Balance January 1, 1993 465,951.60
Sewers and Sewage Processing 589,501.77	Buildings and Grounds 32,147.53	Collected in 1993 425,060.77
Garbage and Trash Disposal 114,747.00	Library and Education	Cancelled, Abated or Adjusted 1993 15,469.81
Public Buildings and Grounds 28,000.00	Conservation	Transfers to Tax Title Liens or Foreclosed 2,312.46
Other Public Works	All Other	Balance December 31, 1993 23,108.56
HEALTH and WELFARE 96,500.00	CAPITAL DEBT AUTHORIZED, DECEMBER 31, 1993	TAX TITLE LIENS OUTSTANDING
Health Services Except Environmental 12,842.00	ISSUED AND UNISSUED GROSS DEBT NET DEBT	Balance January 1, 1993 15,253.26
Welfare-Public Assistance	School 7,219,245 6,206,391	Transfer From Taxes 12,267.23
Hospital, Clinics, First Aid	Self-Liquidating 7,219,245 6,206,391	Redeemed In 1993
Animal, Insect, & Radent Control 1,000.00	Other	Cancelled, Abated or Adjusted (1993)
Other Welfare Services	Total	Transfer to Foreclosed Property
RECREATION and CONSERVATION	ISSUED AND OUTSTANDING	Balance December 31, 1993 27,520.49
Beaches and Boardwalks 6,550.00	School	PROPERTY ACQUIRED BY DEED OR
Parks, Playgrounds, Shade Trees 14,325.00	Self-Liquidating	FORECLOSURE
Land Reclamation & Conservation 85,003.00	Other	Balance January 1, 1993 33,809.00
Other Recreational Services	Total 7,136,000.00	Transfers From Taxes or Liens
EDUCATION (excluding schools) 289,683.00	EQUALIZED VALUATION BASIS 452,612.520	Sale For Cash (1993)
Libraries	FOR NET DEBT COMPUTATION	Cancelled, Abated or Adjusted (1993)
Other Educational Services	REAL PROPERTY VALUATIONS	Balance December 31, 1993 33,809.00
STATUTORY EXPENDITURES 294,589.00	Code Class # of Parcels % VALN ASSESSED VALUATION	CURRENT FINANCES DECEMBER 31, 1993
Pensions & F. I. C. A. 364,512.00	1 Vacant Land 78 .97 4,081,500.00	ASSETS
Employee Fringe Benefits	2 Residential 2267 80.71 340,385,900.00	Cash Dec. 31, 1993 1,587,155.07
Other Statutory Expenditures	3 Farm 51,682,300.00	Taxes Receivable 523,683.97
CETA And Other Public Employment Programs 5,028,392.52	4a Commercial 1 12.26 767,900.00	Tax Title Liens 27,520.49
MUNICIPAL FUNCTIONS TOTAL *ME40* 90,000.00	4b Industrial 29 5.38 24,901,900.00	Foreclosed Property 33,809.00
CAPITAL IMPROVEMENTS	Total 421,719,500.00	Emergencies & Other Deferred Charges
DEBT SERVICE 330,000.00	Land Area 1.60 Sq. Miles	State and Federal Aid Receivable 91,822.28
Principal Payments 222,350.74	Net Valuation Taxable-Municipal 437,016,779	Other Receivables 55,074.06
Interest Payments 1,097.48	Net Valuation Taxable-County 473,607,561	Total 2,319,064.87
DEFERRED CHARGES 8,397,635.56	State Equalized Valuation 451,376,257	LIABILITIES, RESERVES, AND SURPLUS
SCHOOL, COUNTY, SPECIAL DISTRICT TAXES 532,000.00	State Equalization Ratio 96.72	Cash Liabilities 1,370,920.47
RESERVE FOR UNCOLLECTED TAXES		Reserves for Receivables 640,037.52
EXPENDITURES TOTAL 14,512,026.30		Surplus Dec. 31, 1993 308,056.88

*Includes County Health Services Taxes, County Vocational School Taxes, or County Open Space Tax See Table 13

1307

Population 1990

4,475

Population 1993

4,358

S & P Rating

3AA1

Moody Rating

General Tax Rate Per \$100.

2.10

State Equalized Tax Rate

2.30

BRADLEY BEACH BORO. - MONMOUTH CO.

Form of Government:

Commission (1911)

Number of Members on Governing Body - 3

PER CAPITA:

Gross Debt

773.10

Net Debt

485.76

Debt Service

71.00

Total Tax Levy

1,553.91

Municipal Expenditures

1,043.50

PER CENT:

Gross Debt

1.16

Net Debt

.73

Tax Levy Collected

93.53

Tax Levy Cancelled, Abated

or Adjusted 2.50

EXPENDITURES		REVENUES-REALIZED		1993 PROPERTY TAX	
GENERAL GOVERNMENT		1993 Property Taxes Collected		STATE EQUALIZED TAX RATE	
Governing Body & Public Boards	20,000.00	1993 Payments in Lieu of Taxes		Local District School Taxes	
Municipal Clerk	125,753.00	Delinquent Tax & Lien Collections		Regional & Consolidated School Tax	
Financial Administration	67,396.00	Business Personalty Replacement Taxes		School Taxes in Municipal Budget	
Assessment of Taxes	125,006.00	Taxes From Public Utilities		County Taxes	
Collection of Taxes	37,802.00	Other Miscellaneous Tax Revenues		County Library Taxes	
Planning, Housing & Development	9,412.00	State Aid Revenues		Local Municipal Purpose Taxes	
Human Resources	115,490.00	Federal Aid Revenues		Veteran & Senior Citizen Taxes	
Elections		Sole of Acquired Property		Total Taxes for Rate Computation	
General Administration (other)	283,385.00	Other Miscellaneous Revenues		Special District Taxes	
JUDICIARY		Prior Years Surplus Appropriated		Bank Corp. Taxes	
Municipal Courts	70,029.59	REVENUES		Added and Omitted Taxes	
PUBLIC SAFETY		Reserve For Uncollected Taxes		Total Taxes Levied - ABSTRACT	
Fire Protection	93,147.00	CAPITAL OUTLAY		Total Taxes Billed	
Police Protection	1,016,913.37	Public Enterprises		1993 TAXES COLLECTED	
Civil Defense & Disaster Control	4,174.00	Recreation-Culture		1993 Taxes Cancelled, Abated or Adjusted	
Environmental Inspection & Control	103,267.00	Public Works		Transfer to Tax Title Liens or Foreclosed	
Other Public Safety		Buildings and Grounds		Balance Outstanding Dec. 31, 1993	
PUBLIC WORKS		Library and Education		PRIOR YEARS TAXES OUTSTANDING	
Streets and Drainage	354,149.00	Conservation		Balance January 1, 1993	
Sewers and Sewage Processing	58,994.00	All Other		Collected in 1993	
Garbage and Trash Disposal	339,600.00	CAPITAL DEBT AUTHORIZED, DECEMBER 31, 1993		Cancelled, Abated or Adjusted 1993	
Public Buildings and Grounds	106,938.00	ISSUED AND UNISSUED		Transfers to Tax Title Liens or Foreclosed	
Other Public Works		School		Balance December 31, 1993	
HEALTH and WELFARE		Self-Liquidating		TAX TITLE LIENS OUTSTANDING	
Health Services Except Environmental	16,921.00	Other		Balance January 1, 1993	
Welfare-Public Assistance	18,400.00	Total		Transfer From Taxes	
Hospital, Clinics, First Aid		GROSS DEBT		Redeemed In 1993	
Animal, Insect, & Rodent Control	2,650.00	NET DEBT		Cancelled, Abated or Adjusted (1993)	
Other Welfare Services		ISSUED AND OUTSTANDING		Transfer to Foreclosed Property	
RECREATION and CONSERVATION		School		Balance December 31, 1993	
Beaches and Boardwalks	15,900.00	Self-Liquidating		PROPERTY ACQUIRED BY DEED OR	
Parks, Playgrounds, Shade Trees		Other		FORECLOSURE	
Land Reclamation & Conservation	53,683.52	Total		Balance January 1, 1993	
Other Recreational Services		EQUALIZED VALUATION BASIS		Transfers From Taxes or Liens	
EDUCATION (excluding schools)		FOR NET DEBT COMPUTATION		Sale For Cash (1993)	
Libraries	94,278.00	REAL PROPERTY VALUATIONS		Cancelled, Abated or Adjusted (1993)	
Other Educational Services		Code Class # of Parcels % VAL'N		Balance December 31, 1993	
STATUTORY EXPENDITURES		ASSESSED VALUATION		CURRENT FINANCES DECEMBER 31, 1993	
Pensions & F. I. C. A.	204,441.00	1 Vacant Land 104 .92		ASSETS	
Employee Fringe Benefits	327,622.00	2 Residential 1735 81.77		Cash Dec. 31, 1993	
Other Statutory Expenditures		3 Farm 103 7.90		Taxes Receivable	
CETA And Other Public Employment Programs	3,665,351.48	4a Commercial 6 .27		Tax Title Liens	
MUNICIPAL EXPENDITURES	25,000.00	4b Industrial 43 9.15		Foreclosed Property	
CAPITAL IMPROVEMENTS		Total 2046		Emergencies & Other Deferred Charges	
DEBT SERVICE		Land Area .70 Sq. Miles		State and Federal Aid Receivable	
Principal Payments	234,521.16	Net Valuation Taxable-Municipal		Other Receivables	
Interest Payments	74,915.68	Net Valuation Taxable-County		Total	
		State Equalized Valuation		LIABILITIES, RESERVES, AND SURPLUS	
		State Equalization Ratio		Cash Liabilities	
DEFERRED CHARGES	71,597.33			Reserves for Receivables	
SCHOOL, COUNTY, SPECIAL DISTRICT TAXES	4,498,107.05			Surplus Dec. 31, 1993	
RESERVE FOR UNCOLLECTED TAXES	501,168.18			Total	
EXPENDITURES	9,045,660.88				

1835

Population 1990 10,888
 Population 1993 12,961
 S & P Rating
 Moody Rating AAA

General Tax Rate Per \$100 1.87
 State Equalized Tax Rate 1.79

BRANCHBURG TOWNSHIP - SOMERSET CO.

Form of Government:

Township Committee

Number of Members on Governing Body - 5

PER CAPITA:

Grass Debt 307.27
 Net Debt 257.04
 Debt Service 33.84
 Total Tax Levy 1,695.79
 Municipal Expenditures 612.05

PER CENT

Grass Debt .34
 Net Debt .29
 Tax Levy Collected 97.07
 Tax Levy Cancelled, Abated or Adjusted .12

EXPENDITURES		REVENUES-REALIZED		1993 PROPERTY TAX	
GENERAL GOVERNMENT		1993 Property Taxes Collected 21,445,917.89		STATE EQUALIZED TAX RATE 1.17	
Governing Body & Public Boards		1993 Payments in Lieu of Taxes		Local District School Taxes	14,264,216.00
Municipal Clerk	137,293.50	Delinquent Tax & Lien Collections	572,966.24	Regional & Consolidated School Tax	
Financial Administration	134,580.00	Business Personalty Replacement Taxes	105,477.56	School Taxes in Municipal Budget	
Assessment of Taxes	43,400.00	Taxes From Public Utilities	2,636,126.00	County Taxes	* 4,736,161.54
Collection of Taxes	220,838.00	Other Miscellaneous Tax Revenues	437,305.55	County Library Taxes	368,658.55
Planning, Housing & Development	84,472.06	State Aid Revenues		Local Municipal Purpose Taxes	2,258,360.00
Human Resources	4,270.00	Federal Aid Revenues		Veteran & Senior Citizen Taxes	45,550.00
Elections	1,146,231.00			Total Taxes for Rate Computation	21,672,946.09
General Administration (other)				Special District Taxes	
JUDICIARY				Bank Corp. Taxes	
Municipal Courts	113,991.00	Sale of Acquired Property	936,407.71	Added and Omitted Taxes	351,762.75
PUBLIC SAFETY		Other Miscellaneous Revenues	26,134,198.95	Total Taxes Levied - ABSTRACT	21,979,158.94
Fire Protection	313,957.33	Total	1,561,000.00	Total Taxes Billed	22,092,579.42
Police Protection	1,052,009.39	Prior Years Surplus Appropriated	27,695,198.95	1993 TAXES COLLECTED	21,445,917.89
Civil Defense & Disaster Control	50,200.00	REVENUES TOTAL	1,125,000.00	1993 Taxes Cancelled, Abated or Adjusted	26,167.66
Environmental Inspection & Control	204,930.00	Reserve For Uncollected Taxes	375,070.52	Transfer to Tax Title Liens or Foreclosed	1,995.29
Other Public Safety		CAPITAL OUTLAY TOTAL	292,207.42	Balance Outstanding Dec. 31, 1993	618,493.58
PUBLIC WORKS	1,245,508.50	Public Enterprises	292,207.42	PRIOR YEARS TAXES OUTSTANDING	
Streets and Drainage		Recreation-Culture	1,648.57	Balance January 1, 1993	631,680.68
Sewers and Sewage Processing		Public Works	81,214.53	Collected in 1993	572,966.24
Garbage and Trash Disposal	335,523.00	Buildings and Grounds		Cancelled, Abated or Adjusted 1993	30,596.67
Public Buildings and Grounds	143,000.00	Library and Education		Transfers to Tax Title Liens or Foreclosed	1,952.10
Other Public Works		Conservation		Balance December 31, 1993	26,167.67
HEALTH and WELFARE		All Other		TAX TITLE LIENS OUTSTANDING	
Health Services Except Environmental	168,856.00			Balance January 1, 1993	
Welfare-Public Assistance	8,550.00			Transfer From Taxes	4,250.56
Hospital, Clinics, First Aid	600.00			Redeemed in 1993	
Animal, Insect, & Rodent Control	19,000.00			Cancelled, Abated or Adjusted (1993)	
Other Welfare Services				Transfer to Foreclosed Property	
RECREATION and CONSERVATION				Balance December 31, 1993	4,250.56
Beaches and Boardwalks	35,000.00			PROPERTY ACQUIRED BY DEED OR	
Parks, Playgrounds, Shade Trees	64,220.00			FORECLOSURE	
Land Reclamation & Conservation	177,764.00			Balance January 1, 1993	
Other Recreational Services				Transfers From Taxes or Liens	
EDUCATION (excluding schools)				Sale For Cash (1993)	
Libraries	1,800.00			Cancelled, Abated or Adjusted (1993)	
Other Educational Services				Balance December 31, 1993	
STATUTORY EXPENDITURES				CURRENT FINANCES DECEMBER 31, 1993	
Pensions & F. I. C. A.	278,000.00			ASSETS	
Employee Fringe Benefits	382,600.00			Cash Dec. 31, 1993	5,701,250.89
Other Statutory Expenditures				Taxes Receivable	644,666.25
CETA And Other Public Employment Programs	6,365,593.78			Tax Title Liens	4,250.56
MUNICIPAL FUNCTIONS				Foreclosed Property	
CAPITAL IMPROVEMENTS	140,000.00			Emergencies & Other Deferred Charges	
DEBT SERVICE				State and Federal Aid Receivable	7,521.24
Principal Payments	215,000.00			Other Receivables	36,173.16
Interest Payments	223,641.50			Total	6,393,862.10
DEFERRED CHARGES	3,565.00			LIABILITIES, RESERVES, AND SURPLUS	
SCHOOL, COUNTY, SPECIAL DISTRICT TAXES	19,369,036.09			Cash Liabilities	2,343,600.34
RESERVE FOR UNCOLLECTED TAXES	1,125,000.00			Reserves for Receivables	685,089.97
EXPENDITURES TOTAL	27,301,336.37			Surplus Dec. 31, 1993	3,365,171.79
				Total	6,393,862.10

*Includes County Health Services Taxes, County Vocational School Taxes, or County Open Space Tax See Table 13

1993

Population 1990 851
 Population 1993 884
 S & P Rating
 Moody Rating

General Tax Rate Per \$100.
 1.20
 State Equalized Tax Rate
 1.33

BRANCHVILLE BOROUGH - SUSSEX CO.

Form of Government:
 Borough Council

Number of Members on Governing Body - 6

PER CAPITA
 Gross Debt 1,389.07
 Net Debt 571.27
 Debt Service
 Total Tax Levy 1,367.28
 Municipal Expenditures 1,207.67

PER CENT:
 Gross Debt 1.47
 Net Debt .61
 Tax Levy Collected 96.77
 Tax Levy Cancelled, Abated
 or Adjusted .02

EXPENDITURES		REVENUES-REALIZED		1993 PROPERTY TAX	
GENERAL GOVERNMENT		1993 Property Taxes Collected		STATE EQUALIZED TAX RATE	
Governing Body & Public Boards			1,159,260.41	Local District School Taxes	.62
Municipal Clerk				Regional & Consolidated School Tax	.27
Financial Administration	49,723.00			School Taxes in Municipal Budget	
Assessment of Taxes	9,908.99			County Taxes	.42 *
Collection of Taxes	19,905.00			County Library Taxes	.03
Planning, Housing & Development	14,540.00			Local Municipal Purpose Taxes	
Human Resources	185.00			Veteran & Senior Citizen Taxes	
Elections				Total Taxes for Rate Computation	1.34
General Administration (other)	129,970.00			Special District Taxes	
JUDICIARY				Bank Corp. Taxes	
Municipal Courts	26,815.00			Added and Omitted Taxes	
PUBLIC SAFETY				Total Taxes Levied - ABSTRACT	1,208,675.11
Fire Protection	122,731.00			Total Taxes Billed	1,197,916.44
Police Protection	15,000.00			1993 TAXES COLLECTED	1,159,260.41
Civil Defense & Disaster Control	3,160.00			1993 Taxes Cancelled, Abated or Adjusted	997.20
Environmental Inspection & Control	16,700.00			Transfer to Tax Title Liens or Foreclosed	562.80
Other Public Safety				Balance Outstanding Dec. 31, 1993	37,096.03
PUBLIC WORKS				PRIOR YEARS TAXES OUTSTANDING	
Streets and Drainage	147,384.04			Balance January 1, 1993	41,696.09
Sewers and Sewage Processing	460.00			Collected in 1993	38,818.49
Garbage and Trash Disposal	89,004.34			Cancelled, Abated or Adjusted 1993	
Public Buildings and Grounds	70,000.00			Transfers to Tax Title Liens or Foreclosed	2,735.67
Other Public Works				Balance December 31, 1993	141.93
HEALTH and WELFARE				TAX TITLE LIENS OUTSTANDING	
Health Services Except Environmental	15,500.00			Balance January 1, 1993	
Welfare-Public Assistance	1,020.00			Transfer From Taxes	3,612.00
Hospital, Clinics, First Aid	3,000.00			Redeemed In 1993	2,680.19
Animal, Insect, & Rodent Control	1,410.00			Cancelled, Abated or Adjusted (1993)	
Other Welfare Services				Transfer to Foreclosed Property	
RECREATION and CONSERVATION				Balance December 31, 1993	931.81
Beaches and Boardwalks				PROPERTY ACQUIRED BY DEED OR	
Parks, Playgrounds, Shade Trees	3,000.00			FORECLOSURE	
Land Reclamation & Conservation				Balance January 1, 1993	
Other Recreational Services	20,918.63			Transfers From Taxes or Liens	
EDUCATION (excluding schools)				Sale For Cash (1993)	
Libraries				Cancelled, Abated or Adjusted (1993)	
Other Educational Services	100,000.00			Balance December 31, 1993	
STATUTORY EXPENDITURES				CURRENT FINANCES DECEMBER 31, 1993	
Pensions & F. I. C. A.	17,734.00			ASSETS	
Employee Fringe Benefits				Cash Dec. 31, 1993	1,230,166.87
Other Statutory Expenditures	1,000.00			Taxes Receivable	37,237.96
CETA And Other Public Employment Programs				Tax Title Liens	931.81
MUNICIPAL FUNCTIONS				Foreclosed Property	
CAPITAL IMPROVEMENTS	25,000.00			Emergencies & Other Deferred Charges	35,996.00
DEBT SERVICE				State and Federal Aid Receivable	2.00
Principal Payments				Other Receivables	14,063.56
Interest Payments				Total	1,318,398.20
DEFERRED CHARGES				LIABILITIES, RESERVES, AND SURPLUS	
SCHOOL, COUNTY, SPECIAL DISTRICT TAXES	132,134.22			Cash Liabilities	84,895.76
RESERVE FOR UNCOLLECTED TAXES	56,330.00			Reserves for Receivables	50,877.33
EXPENDITURES				Surplus Dec. 31, 1993	1,182,635.11
TOTAL	2,276,807.73			Total	1,318,398.20

Population 1990 66,473
 Population 1993 69,505
 S & P Rating A
 Moody Rating AAA

General Tax Rate Per \$100. 2.29
 State Equalized Tax Rate 2.18

BRICK TOWNSHIP - OCEAN COUNTY

Form of Government:

Mayor-Council Plan B (OMCL 50)

Number of Members on Governing Body - 7

PER CAPITA

Gross Debt 597.29
 Net Debt 441.20
 Debt Service 63.04
 Total Tax Levy 1,359.29
 Municipal Expenditures 506.13

PER CENT

Gross Debt .94
 Net Debt .71
 Tax Levy Collected 95.61
 Tax Levy Cancelled, Abated or Adjusted .36

EXPENDITURES		REVENUES-REALIZED		1993 PROPERTY TAX	
GENERAL GOVERNMENT		1993 Property Taxes Collected 90,393,234.52		STATE EQUALIZED TAX RATE 1.20	
Governing Body & Public Boards	127,512.00	1993 Payments in Lieu of Taxes 6,480.00		Local District-School Taxes	50,192,535.30
Municipal Clerk	251,530.00	Delinquent Tax & Lien Collections 4,012,495.84		Regional & Consolidated School Tax	
Financial Administration	251,882.00	Business Personalty Replacement Taxes 199,357.00		School Taxes in Municipal Budget	
Assessment of Taxes	357,252.00	Taxes From Public Utilities 3,939,149.67		County Taxes .46	* 19,212,657.75
Collection of Taxes	329,012.00	Other Miscellaneous Tax Revenues 2,667,665.05		County Library Taxes .04	1,630,501.51
Planning, Housing & Development	257,603.00	State Aid Revenues 90,537.00		Local Municipal Purpose Taxes .49	20,555,442.28
Human Resources	330,958.00			Veteran & Senior Citizen Taxes	703,050.00
Elections	10,000.00			Total Taxes for Rate Computation 2.19	92,294,186.84
General Administration (other)	2,153,852.87			Special District Taxes	2,040,000.00
JUDICIARY				Bank Corp. Taxes	
Municipal Courts	291,252.00			Added and Omitted Taxes	846,635.42
PUBLIC SAFETY				Total Taxes Levied - ABSTRACT	94,677,772.26
Fire Protection	6,564,969.30			Total Taxes Billed	94,547,424.43
Police Protection	53,250.00			1993 TAXES COLLECTED	90,393,234.52
Civil Defense & Disaster Control	390,935.00			1993 Taxes Cancelled, Abated or Adjusted	342,664.30
Environmental Inspection & Control				Transfer to Tax Title Liens or Foreclosed	338,026.08
Other Public Safety				Balance Outstanding Dec. 31, 1993	3,473,499.20
PUBLIC WORKS				PRIOR YEARS TAXES OUTSTANDING	
Streets and Drainage	1,578,412.00			Balance January 1, 1993	4,042,694.32
Sewers and Sewage Processing	6,229,145.00			Collected in 1993	3,397,436.46
Garbage and Trash Disposal	804,525.00			Cancelled, Abated or Adjusted 1993	113,188.64
Public Buildings and Grounds	91,500.00			Transfers to Tax Title Liens or Foreclosed	33,981.82
Other Public Works				Balance December 31, 1993	498,087.40
HEALTH and WELFARE				TAX TITLE LIENS OUTSTANDING	
Health Services Except Environmental	117,785.00			Balance January 1, 1993	1,307,173.12
Welfare-Public Assistance	40,000.00			Transfer From Taxes	376,648.78
Hospital, Clinics, First Aid				Redeemed in 1993	615,059.38
Animal, Insect, & Rodent Control				Cancelled, Abated or Adjusted (1993)	5,589.71
Other Welfare Services				Transfer to Foreclosed Property	
RECREATION and CONSERVATION				Balance December 31, 1993	1,063,172.81
Beaches and Boardwalks	51,696.00			PROPERTY ACQUIRED BY DEED OR	
Parks, Playgrounds, Shade Trees	2,800.00			FORECLOSURE	
Land Reclamation & Conservation	1,275.00			Balance January 1, 1993	507,750.00
Other Recreational Services	383,719.00			Transfers From Taxes or Liens	
EDUCATION (excluding schools)				Sale For Cash (1993)	
Libraries				Cancelled, Abated or Adjusted (1993)	
Other Educational Services				Balance December 31, 1993	507,750.00
STATUTORY EXPENDITURES				CURRENT FINANCES DECEMBER 31, 1993	
Pensions & F. I. C. A.	1,910,638.16			ASSETS	
Employee Fringe Benefits	2,245,440.26			Cash Dec. 31, 1993	9,922,781.04
Other Statutory Expenditures				Taxes Receivable	3,971,586.60
CETA And Other Public Employment Programs				Tax Title Liens	1,063,172.81
MUNICIPAL FUNCTIONS TOTAL	24,834,942.59			Foreclosed Property	507,750.00
CAPITAL IMPROVEMENTS *ME40*	125,000.00			Emergencies & Other Deferred Charges	632,000.00
DEBT SERVICE				State and Federal Aid Receivable	329,943.83
Principal Payments	2,683,536.24			Other Receivables	108,519.73
Interest Payments	1,698,054.31			Total	16,535,754.01
DEFERRED CHARGES	436,837.05			LIABILITIES, RESERVES, AND SURPLUS	
SCHOOL, COUNTY, SPECIAL DISTRICT TAXES	73,075,694.56			Cash Liabilities	3,108,612.33
RESERVE FOR UNCOLLECTED TAXES	5,524,976.50			Reserves for Receivables	5,651,029.14
EXPENDITURES TOTAL	108,254,041.25			Surplus Dec. 31, 1993	7,776,112.54
				Total	16,535,754.01

0601

Population 1990 13,942
 Population 1993 13,971
 S & P Rating AAA
 Moody Rating AAA

General Tax Rate Per \$100. 2.97
 State Equalized Tax Rate 2.84

BRIDGETON CITY - CUMBERLAND COUNTY

Form of Government:

Mayor-Council Plan A (OMCL 50)

Number of Members on Governing Body - 5

PER CAPITA:

Gross Debt 1,043.03
 Net Debt 429.65
 Debt Service 25.46
 Total Tax Levy 565.44
 Municipal Expenditures 699.89

PER CENT:

Gross Debt 5.71
 Net Debt 2.35
 Tax Levy Collected 95.70
 Tax Levy Cancelled, Abated or Adjusted .74

EXPENDITURES		REVENUES-REALIZED		1993 PROPERTY TAX	
GENERAL GOVERNMENT		1993 Property Taxes Collected		STATE EQUALIZED TAX RATE	
Governing Body & Public Boards	108,919.00	1993 Payments in Lieu of Taxes		Local District-School Taxes	.96
Municipal Clerk	64,138.00	Delinquent Tax & Lien Collections		Regional & Consolidated School Tax	
Financial Administration	328,865.45	Business Personalty Replacement Taxes		School Taxes in Municipal Budget	
Assessment of Taxes	79,841.00	Taxes From Public Utilities		County Taxes	.99
Collection of Taxes	137,241.00	Other Miscellaneous Tax Revenues		County Library Taxes	
Planning, Housing & Development	243,386.24	State Aid Revenues		Local Municipal Purpose Taxes	.88
Human Resources	1,034,537.00	Federal Aid Revenues		Veteran & Senior Citizen Taxes	
Elections		Sole of Acquired Property		Total Taxes for Rate Computation	2.83
General Administration (other)	2,166,852.47	Other Miscellaneous Revenues		Special District Taxes	
JUDICIARY		Prior Years Surplus Appropriated		Bank Corp. Taxes	
Municipal Courts	201,573.67	REVENUES		Added and Omitted Taxes	
PUBLIC SAFETY		Reserve For Uncollected Taxes		Total Taxes Levied - ABSTRACT	
Fire Protection	598,992.25	CAPITAL OUTLAY		Total Taxes Billed	
Police Protection	2,568,608.04	Public Enterprises		1993 TAXES COLLECTED	
Civil Defense & Disaster Control	7,500.00	Recreation-Culture		1993 Taxes Cancelled, Abated or Adjusted	
Environmental Inspection & Control	190,736.00	Public Works		Transfer to Tax Title Liens or Foreclosed	
Other Public Safety		Buildings and Grounds		Balance Outstanding Dec. 31, 1993	
PUBLIC WORKS		Library and Education		PRIOR YEARS TAXES OUTSTANDING	
Streets and Drainage	1,580,292.00	Conservation		Balance January 1, 1993	
Sewers and Sewage Processing		All Other		Collected in 1993	
Garbage and Trash Disposal	84,664.71	CAPITAL DEBT AUTHORIZED, DECEMBER 31, 1993		Cancelled, Abated or Adjusted 1993	
Public Buildings and Grounds	264,920.00	ISSUED AND UNISSUED		Transfers to Tax Title Liens or Foreclosed	
Other Public Works		SCHOOL		Balance December 31, 1993	
HEALTH and WELFARE		GROSS DEBT		TAX TITLE LIENS OUTSTANDING	
Health Services Except Environmental	34,057.00	NET DEBT		Balance January 1, 1993	
Welfare-Public Assistance	254,413.00	School		Transfer From Taxes	
Hospital, Clinics, First Aid	33,900.00	Self-Liquidating		Redeemed In 1993	
Animal, Insect, & Rodent Control		Other		Cancelled, Abated or Adjusted (1993)	
Other Welfare Services		Total		Transfer to Foreclosed Property	
RECREATION and CONSERVATION		ISSUED AND OUTSTANDING		Balance December 31, 1993	
Beaches and Boardwalks		SCHOOL		PROPERTY ACQUIRED BY DEED OR	
Parks, Playgrounds, Shade Trees	2,150.00	Self-Liquidating		FORECLOSURE	
Land Reclamation & Conservation		Other		Balance January 1, 1993	
Other Recreational Services	376,810.00	Total		Transfers From Taxes or Liens	
EDUCATION (excluding schools)		EQUALIZED VALUATION BASIS		Sale For Cash (1993)	
Libraries	180,157.00	FOR NET DEBT COMPUTATION		Cancelled, Abated or Adjusted (1993)	
Other Educational Services	10,449.00	REAL PROPERTY VALUATIONS		Balance December 31, 1993	
STATUTORY EXPENDITURES		Code Class # of Parcels % VALN		CURRENT FINANCES DECEMBER 31, 1993	
Pensions & F. I. C. A.	561,092.47	ASSESSED VALUATION		ASSETS	
Employee Fringe Benefits		1 Vacant Land 789 1.42		Cash Dec. 31, 1993	
Other Statutory Expenditures		2 Residential 4504 66.28		Taxes Receivable	
CETA And Other Public Employment Programs		3 Farm 10 .06		Tax Title Liens	
MUNICIPAL FUNCTIONS		4a Commercial 519 17.69		Foreclosed Property	
CAPITAL IMPROVEMENTS	20,000.00	4b Industrial 54 10.01		Emergencies & Other Deferred Charges	
DEBT SERVICE		4c Apartments 57 4.54		State and Federal Aid Receivable	
Principal Payments	261,730.00	Total 5933		Other Receivables	
Interest Payments	221,306.25	Land Area 6.50 Sq. Miles		Total	
DEFERRED CHARGES	83,917.65	Net Valuation Taxable-Municipal		LIABILITIES, RESERVES, AND SURPLUS	
SCHOOL, COUNTY, SPECIAL DISTRICT TAXES	7,357,434.32	Net Valuation Taxable-County		Cash Liabilities	
RESERVE FOR UNCOLLECTED TAXES	1,596,616.07	State Equalized Valuation		Reserves for Receivables	
EXPENDITURES		State Equalization Ratio		Surplus Dec. 31, 1993	
TOTAL	20,635,099.59			Total	

*Includes County Health Services Taxes, County Vocational School Taxes, or County Open Space Tax. See Table 13.

1806

Population 1990 32,509
 Population 1993 36,092
 S & P Rating AA
 Moody Rating AA1

General Tax Rate Per \$100.

2.48

State Equalized Tax Rate

1.60

BRIDGEWATER TOWNSHIP - SOMERSET CO.

Form of Government

Mayor-Council Plan E (OMCL 50)

Number of Members on Governing Body - 5

PER CAPITA

Gross Debt 1,409.82

Net Debt 727.30

Debt Service 58.52

Total Tax Levy 1,695.70

Municipal Expenditures 510.93

PER CENT.

Gross Debt 1.43

Net Debt .74

Tax Levy Collected 97.25

Tax Levy Cancelled, Abated or Adjusted 1.15

EXPENDITURES		REVENUES-REALIZED		1993 PROPERTY TAX	
GENERAL GOVERNMENT				STATE EQUALIZED TAX RATE 1.09	
Governing Body & Public Boards	33,336.00	1993 Property Taxes Collected 60,027,728.78		Local District School Taxes 40,381,067.94	
Municipal Clerk	146,797.00	1993 Payments in Lieu of Taxes 1,449,745.78		Regional & Consolidated School Tax * 15,171,448.10	
Financial Administration	290,863.00	Delinquent Tax & Lien Collections 2,083,808.88		County Taxes .41	
Assessment of Taxes	64,871.00	Business Personalty Replacement Taxes 4,272,152.00		County Library Taxes .03	
Collection of Taxes	157,403.00	Taxes From Public Utilities 1,274,076.52		Local Municipal Purpose Taxes .08	
Planning, Housing & Development	126,070.00	Other Miscellaneous Tax Revenues		Veteran & Senior Citizen Taxes 235,600.00	
Human Resources	321,755.00	State Aid Revenues		Total Taxes for Rate Computation 1.61	
Elections	10,900.00	Federal Aid Revenues		Special District Taxes 59,771,665.21	
General Administration (other)	1,563,111.00	Sale of Acquired Property		Bank Corp. Taxes 797,000.00	
JUDICIARY	388,739.72	Other Miscellaneous Revenues		Added and Omitted Taxes 868,213.53	
Municipal Courts		Total 73,129,203.52		Total Taxes Levied - ABSTRACT 61,201,278.74	
PUBLIC SAFETY	725,643.00	Prior Years Surplus Appropriated 4,166,948.40		Total Taxes Billed 61,726,578.17	
Fire Protection	3,679,093.00	REVENUES TOTAL 77,296,151.92		1993 TAXES COLLECTED 60,027,728.78	
Police Protection	3,450.00	Reserve For Uncollected Taxes 2,476,907.22		1993 Taxes Cancelled, Abated or Adjusted 93,467.98	
Civil Defense & Disaster Control	426,207.00	CAPITAL OUTLAY TOTAL 2,983,701.17		Transfer to Tax Title Liens or Foreclosed 204,221.85	
Environmental Inspection & Control		Public Enterprises 160,359.06		Balance Outstanding Dec. 31, 1993 1,401,159.56	
Other Public Safety		Recreation-Culture 546,667.16		PRIOR YEARS TAXES OUTSTANDING	
PUBLIC WORKS	1,979,160.00	Public Works 2,034,406.35		Balance January 1, 1993 1,778,551.25	
Streets and Drainage	91,300.00	Buildings and Grounds 242,268.60		Collected in 1993 1,442,516.71	
Sewers and Sewage Processing	143,000.00	Library and Education		Cancelled, Abated or Adjusted 1993 4,041.91	
Garbage and Trash Disposal	145,383.00	Conservation		Transfers to Tax Title Liens or Foreclosed 10,311.65	
Public Buildings and Grounds		All Other		Balance December 31, 1993 321,680.97	
Other Public Works		CAPITAL DEBT AUTHORIZED, DECEMBER 31, 1993		TAX TITLE LIENS OUTSTANDING	
HEALTH and WELFARE	143,592.00	ISSUED AND UNISSUED GROSS DEBT NET DEBT		Balance January 1, 1993 920,585.84	
Health Services Except Environmental	76,006.00	School 19,466,022		Transfer From Taxes 216,537.19	
Welfare-Public Assistance	69,000.00	Self-Liquidating 4,415,000		Redeemed In 1993 7,229.07	
Hospital, Clinics, First Aid		Other 27,002,083		Cancelled, Abated or Adjusted (1993) 2,196.21	
Animal, Insect, & Rodent Control		Total 50,883,105		Transfer to Foreclosed Property	
Other Welfare Services		ISSUED AND OUTSTANDING		Balance December 31, 1993 1,127,697.75	
RECREATION and CONSERVATION	599,259.00	School 19,466,022.34		PROPERTY ACQUIRED BY DEED OR	
Beaches and Boardwalks	107,876.44	Self-Liquidating 4,060,000.00		FORECLOSURE	
Parks, Playgrounds, Shade Trees		Other 16,648,000.00		Balance January 1, 1993 176,051.00	
Land Reclamation & Conservation		Total 40,174,022.34		Transfers From Taxes or Liens	
Other Recreational Services		EQUALIZED VALUATION BASIS		Sale For Cash (1993)	
EDUCATION (excluding schools)	175,570.00	FOR NET DEBT COMPUTATION 3,555,454,673		Cancelled, Abated or Adjusted (1993)	
Libraries		REAL PROPERTY VALUATIONS		Balance December 31, 1993 176,051.00	
Other Educational Services		Code Class # of Parcels % VAL'N ASSESSED VALUATION		CURRENT FINANCES DECEMBER 31, 1993	
STATUTORY EXPENDITURES	1,033,505.00	1 Vacant Land 1542 3.58 35,903,881.00		ASSETS	
Pensions & F. I. C. A.	929,800.00	2 Residential 11721 65.74 1,576,182,041.00		Cash Dec. 31, 1993 8,754,732.64	
Employee Fringe Benefits		3 Farm 94 .28 6,680,872.00		Taxes Receivable 1,722,840.53	
Other Statutory Expenditures		4a Commercial 295 20.55 492,788,078.00		Tax Title Liens 1,127,697.75	
CETA And Other Public Employment Programs	13,481,690.16	4b Industrial 55 9.21 220,688,325.00		Foreclosed Property 176,051.00	
MUNICIPAL FUNCTIONS TOTAL *MEMO*	50,000.00	4c Apartments 57 .54 15,238,800.00		Emergencies & Other Deferred Charges 3,807.26	
CAPITAL IMPROVEMENTS		Total 13764 2,397,431,997.00		State and Federal Aid Receivable 45,871.52	
DEBT SERVICE	1,035,000.00	Land Area 32.30 Sq. Miles		Other Receivables 11,831,000.80	
Principal Payments	1,077,162.00	Net Valuation Taxable-Municipal 2,405,520,609		LIABILITIES, RESERVES, AND SURPLUS	
Interest Payments	369,596.70	Net Valuation Taxable-County 3,702,648,154		Cash Liabilities 4,003,146.33	
DEFERRED CHARGES	57,534,436.69	State Equalized Valuation 3,715,867,249		Reserves for Receivables 3,072,460.90	
SCHOOL, COUNTY, SPECIAL DISTRICT TAXES	2,476,907.22	State Equalization Ratio 64.66		Surplus Dec. 31, 1993 4,755,393.57	
RESERVE FOR UNCOLLECTED TAXES	75,974,340.77			Total 11,831,000.80	
EXPENDITURES TOTAL					

1338

Population 1990 4,406
 Population 1993 4,510
 S & P Rating
 Moody Rating

General Tax Rate Per \$100. 1.57
 State Equalized Tax Rate 1.75

BRIELLE BOROUGH - MONMOUTH COUNTY

Form of Government:

Borough Council

Number of Members on Governing Body - 6

PER CAPITA:

Gross Debt 643.14
 Net Debt 643.14
 Debt Service 77.76
 Total Tax Levy 1,971.11
 Municipal Expenditures 963.46

PER CENT:

Gross Debt .57
 Net Debt .57
 Tax Levy Collected 94.02
 Tax Levy Cancelled, Abated or Adjusted 1.78

EXPENDITURES		REVENUES-REALIZED		1993 PROPERTY TAX	
GENERAL GOVERNMENT		1993 Property Taxes Collected		STATE EQUALIZED TAX RATE	
Governing Body & Public Boards			8,361,791.45	Local District School Taxes	.80
Municipal Clerk				Regional & Consolidated School Tax	
Financial Administration	20,725.00	1993 Payments in Lieu of Taxes		School Taxes in Municipal Budget	
Assessment of Taxes	15,000.00	Delinquent Tax & Lien Collections	267,822.70	County Taxes	.43
Collection of Taxes	36,500.00	Business Personalty Replacement Taxes	35,274.52	County Library Taxes	.02
Planning, Housing & Development	33,227.00	Taxes From Public Utilities	279,910.00	Local Municipal Purpose Taxes	.50
Human Resources	66,430.00	Other Miscellaneous Tax Revenues		Veteran & Senior Citizen Taxes	
Elections		State Aid Revenues	186,885.95	Total Taxes for Role Computation	1.75
General Administration (other)	368,000.00	Federal Aid Revenues		Special District Taxes	
JUDICIARY				Bank Corp. Taxes	
Municipal Courts	107,000.00	Sale of Acquired Property		Added and Omitted Taxes	
PUBLIC SAFETY		Other Miscellaneous Revenues	531,380.20	Total Taxes Levied - ABSTRACT	
Fire Protection	67,198.10		9,663,064.82	Total Taxes Billed	
Police Protection	1,115,205.77	Prior Years Surplus Appropriated	735,000.00	1993 TAXES COLLECTED	8,361,791.45
Civil Defense & Disaster Control	500.00	REVENUES TOTAL	10,398,064.82	1993 Taxes Cancelled, Abated or Adjusted	158,051.73
Environmental Inspection & Control	39,965.00	Reserve For Uncollected Taxes	647,510.67	Transfer to Tax Title Liens or Foreclosed	3,799.60
Other Public Safety		CAPITAL OUTLAY TOTAL	35,569.50	Balance Outstanding Dec. 31, 1993	369,908.66
PUBLIC WORKS				PRIOR YEARS TAXES OUTSTANDING	
Streets and Drainage	240,500.00	Public Enterprises		Balance January 1, 1993	399,813.17
Sewers and Sewage Processing	93,913.05	Recreation-Culture		Collected in 1993	260,651.29
Garbage and Trash Disposal	555,000.00	Public Works	35,569.50	Cancelled, Abated or Adjusted 1993	64,234.36
Public Buildings and Grounds	64,000.00	Buildings and Grounds		Transfers to Tax Title Liens or Foreclosed	
Other Public Works		Library and Education		Balance December 31, 1993	64,927.52
HEALTH and WELFARE		Conservation		TAX TITLE LIENS OUTSTANDING	
Health Services Except Environmental	37,108.00	All Other		Balance January 1, 1993	23,476.23
Welfare-Public Assistance	6,040.00			Transfer From Taxes	3,799.60
Hospital, Clinics, First Aid		CAPITAL DEBT AUTHORIZED, DECEMBER 31, 1993		Redeemed In 1993	7,171.41
Animal, Insect, & Rodent Control	2,000.00	ISSUED AND UNISSUED		Cancelled, Abated or Adjusted (1993)	6,066.58
Other Welfare Services		School		Transfer to Foreclosed Property	
RECREATION and CONSERVATION		Self-Liquidating	1,834,073	Balance December 31, 1993	14,037.84
Beaches and Boardwalks		Other	1,066,497	PROPERTY ACQUIRED BY DEED OR	
Parks, Playgrounds, Shade Trees	10,725.00	Total	2,900,575	FORECLOSURE	
Land Reclamation & Conservation	1,000.00			Balance January 1, 1993	42,900.00
Other Recreational Services	22,500.00	ISSUED AND OUTSTANDING		Transfers From Taxes or Liens	
EDUCATION (excluding schools)		School		Sale For Cash (1993)	
Libraries	88,000.00	Self-Liquidating	1,752,300.00	Cancelled, Abated or Adjusted (1993)	
Other Educational Services	350.00	Other	752,917.25	Balance December 31, 1993	42,900.00
STATUTORY EXPENDITURES		Total	2,505,217.25	CURRENT FINANCES DECEMBER 31, 1993	
Pensions & F. I. C. A.	114,500.00	EQUALIZED VALUATION BASIS		ASSETS	
Employee Fringe Benefits	195,500.00	FOR NET DEBT COMPUTATION	511,141,932	Cash Dec. 31, 1993	1,512,559.37
Other Statutory Expenditures		REAL PROPERTY VALUATIONS		Taxes Receivable	434,836.18
CETA And Other Public Employment Programs		Code Class # of Parcels % VAL'N		Tax Title Liens	14,037.84
MUNICIPAL FUNCTIONS TOTAL	3,300,891.92	1 Vacant Land 154 3.69	23,808,700.00	Foreclosed Property	42,900.00
CAPITAL IMPROVEMENTS *MEMO*	5,000.00	2 Residential 1743 83.23	469,759,300.00	Emergencies & Other Deferred Charges	20,000.00
DEBT SERVICE		3 Farm		State and Federal Aid Receivable	782.58
Principal Payments	315,809.00	4a Commercial 84 11.45	64,649,900.00	Other Receivables	35,972.04
Interest Payments	34,875.00	4b Industrial		Total	2,061,088.01
		4c Apartments 2 1.63	9,200,000.00	LIABILITIES, RESERVES, AND SURPLUS	
DEFERRED CHARGES	46,100.00	Total 1938	564,418,400.00	Cash Liabilities	719,388.55
SCHOOL, COUNTY, SPECIAL DISTRICT TAXES	6,304,049.64	Land Area 1.65 Sq. Miles		Reserves for Receivables	552,556.46
RESERVE FOR UNCOLLECTED TAXES	647,510.67	Net Valuation Taxable-Municipal	565,299,283	Surplus Dec. 31, 1993	798,643.00
EXPENDITURES TOTAL	10,649,236.23	Net Valuation Taxable-County	485,950,696	Total	2,061,088.01
		State Equalized Valuation	506,088,903		
		State Equalization Ratio	111.72		

0103

Population 1990 11,354
 Population 1993 11,870
 S & P Rating A-
 Moody Rating AAA

General Tax Rate Per \$100. 2.22
 State Equalized Tax Rate 2.01

BRIGANTINE CITY - ATLANTIC COUNTY

Form of Government:

Commission (1911)

Number of Members on Governing Body - 3

PER CAPITA

Gross Debt 3,411.60
 Net Debt 1,235.59
 Debt Service 175.30
 Total Tax Levy 1,891.05
 Municipal Expenditures 1,158.74

PER CENT.

Gross Debt 3.53
 Net Debt 1.30
 Tax Levy Collected 94.74
 Tax Levy Cancelled, Abated or Adjusted .76

EXPENDITURES		REVENUES-REALIZED		1993 PROPERTY TAX	
GENERAL GOVERNMENT				STATE EQUALIZED TAX RATE	
Governing Body & Public Boards	72,561.24	1993 Property Taxes Collected	21,267,653.37	Local District School Taxes	.84 7,147,589.00
Municipal Clerk	69,220.67	1993 Payments in Lieu of Taxes		Regional & Consolidated School Tax	
Financial Administration	289,310.37	Delinquent Tax & Lien Collections	1,209,648.79	School Taxes in Municipal Budget	.07 777,949.46
Assessment of Taxes	105,772.41	Business Personalty Replacement Taxes	28,361.64	County Taxes	.50 5,561,773.33
Collection of Taxes	97,124.49	Taxes From Public Utilities	576,963.00	County Library Taxes	.03 380,809.32
Planning, Housing & Development	40,146.39	Other Miscellaneous Tax Revenues		Local Municipal Purpose Taxes	.76 8,493,507.66
Human Resources	133,128.00	State Aid Revenues	527,466.00	Veteran & Senior Citizen Taxes	
Elections	14,500.00	Federal Aid Revenues	85,680.00	Total Taxes for Rate Computation	2.00 22,466,983.77
General Administration (other)	868,805.04			Special District Taxes	
JUDICIARY		Sale of Acquired Property		Bank Corp. Taxes	
Municipal Courts	121,650.00	Other Miscellaneous Revenues	1,414,930.27	Added and Omitted Taxes	85,149.55
PUBLIC SAFETY		Total	25,110,708.07	Total Taxes Levied - ABSTRACT	22,446,783.32
Fire Protection	1,554,752.81	Prior Years Surplus Appropriated	1,465,000.00	Total Taxes Billed	22,448,636.36
Police Protection	1,951,002.14	REVENUES	26,575,708.07	1993 TAXES COLLECTED	21,267,658.37
Civil Defense & Disaster Control	146,990.95	Reserve For Uncollected Taxes	1,671,109.28	1993 Taxes Cancelled, Abated or Adjusted	170,767.81
Environmental Inspection & Control	116,873.67	CAPITAL OUTLAY	2,085,248.48	Transfer to Tax Title Liens or Foreclosed	11,407.29
Other Public Safety		TOTAL	2,085,248.48	Balance Outstanding Dec. 31, 1993	998,802.89
PUBLIC WORKS		Public Enterprises	934,553.33	PRIOR YEARS TAXES OUTSTANDING	
Streets and Drainage	640,914.86	Recreation-Culture		Balance January 1, 1993	1,240,875.36
Sewers and Sewage Processing	174,914.51	Public Works	120,000.00	Collected in 1993	980,479.23
Garbage and Trash Disposal	1,075,000.00	Buildings and Grounds	1,030,695.15	Cancelled, Abated or Adjusted 1993	6,233.42
Public Buildings and Grounds	425,473.35	Library and Education		Transfers to Tax Title Liens or Foreclosed	199,914.65
Other Public Works		Conservation		Balance December 31, 1993	54,248.06
HEALTH and WELFARE		All Other		TAX TITLE LIENS OUTSTANDING	
Health Services Except Environmental		CAPITAL DEBT AUTHORIZED, DECEMBER 31, 1993		Balance January 1, 1993	28,702.39
Welfare-Public Assistance	39,586.82	ISSUED AND UNISSUED		Transfer From Taxes	234,916.96
Hospital, Clinics, First Aid		School	19,522,656	Redeemed In 1993	229,169.56
Animal, Insect, & Rodent Control	8,849.93	Self-Liquidating	6,306,587	Cancelled, Abated or Adjusted (1993)	
Other Welfare Services		Other	14,666,446	Transfer to Foreclosed Property	
RECREATION and CONSERVATION		Total	40,495,690	Balance December 31, 1993	34,449.79
Beaches and Boardwalks	441,590.51	ISSUED AND OUTSTANDING		PROPERTY ACQUIRED BY DEED OR	
Parks, Playgrounds, Shade Trees	87,460.00	School	12,496,746.46	FORECLOSURE	
Land Reclamation & Conservation	6,000.00	Self-Liquidating	5,445,053.47	Balance January 1, 1993	308,862.00
Other Recreational Services		Other	3,774,831.58	Transfers From Taxes or Liens	
EDUCATION (excluding schools)		Total	26,716,631.51	Sale For Cash (1993)	
Libraries		EQUALIZED VALUATION BASIS		Cancelled, Abated or Adjusted (1993)	
Other Educational Services		FOR NET DEBT COMPUTATION	1,131,530,064	Balance December 31, 1993	308,862.00
STATUTORY EXPENDITURES		REAL PROPERTY VALUATIONS		CURRENT FINANCES DECEMBER 31, 1993	
Pensions & F. I. C. A.	865,692.72	Code Class # of Parcels % VALN		ASSETS	
Employee Fringe Benefits	657,000.00	1 Vacant Land 537 2.71	27,176,500.00	Cash Dec. 31, 1993	3,479,553.69
Other Statutory Expenditures		2 Residential 7768 91.93	923,612,600.00	Taxes Receivable	1,053,050.95
CETA And Other Public Employment Programs		3 Farm		Tax Title Liens	34,449.79
MUNICIPAL FUNCTIONS		4a Commercial 122 4.99	50,087,600.00	Foreclosed Property	308,862.00
CAPITAL IMPROVEMENTS		4b Industrial		Emergencies & Other Deferred Charges	180,942.00
DEBT SERVICE		4c Apartments 13 .38	3,773,600.00	State and Federal Aid Receivable	7,107.61
Principal Payments	1,124,991.46	Total	1,004,650,300.00	Other Receivables	54,806.03
Interest Payments	955,843.30	Land Area 5.39 Sq. Miles		Total	5,118,771.87
TYPE I SCHL DEBT *MEMO		Net Valuation Taxable-Municipal	1,009,637,407	LIABILITIES, RESERVES, AND SURPLUS	
DEFERRED CHARGES	3,000.00	Net Valuation Taxable-County	1,133,312,224	Cash Liabilities	930,394.45
SCHOOL, COUNTY, SPECIAL DISTRICT TAXES	13,863,126.11	State Equalized Valuation	1,116,694,864	*Reserves for Receivables	1,451,168.77
RESERVE FOR UNCOLLECTED TAXES	1,671,139.28	State Equalization Ratio	90.37	Surplus Dec. 31, 1993	2,737,208.65
EXPENDITURES				Total	5,118,771.87
TOTAL	27,622,391.03				

1997 0000

* ABOVE DEBT SERVICE INCLUDES TYPE I SCHOOL DEBT

*Includes County Health Services Taxes, County Vocational School Taxes, or County Open Space Tax. See Table 13

0407

Population 1990 1,805
 Population 1993 1,336
 S & P Rating
 Moody Rating BAA

General Tax Rate Per \$100.

2.69

State Equalized Tax Rate

2.67

BROOKLAWN BOROUGH - CAMDEN CO.

Form of Government:

Borough Council

Number of Members on Governing Body - 6

PER CAPITA

Gross Debt 925.12

Net Debt 249.02

Debt Service 36.06

Total Tax Levy 1,124.97

Municipal Expenditures 1,011.84

PER CENT:

Gross Debt 2.35

Net Debt .63

Tax Levy Collected 94.59

Tax Levy Cancelled, Abated

or Adjusted .05

EXPENDITURES		REVENUES-REALIZED		1993 PROPERTY TAX	
GENERAL GOVERNMENT		1993 Property Taxes Collected		STATE EQUALIZED TAX RATE	
Governing Body & Public Boards	9,735.00	1,955,824.36		Local District School Taxes	1.18 902,660.00
Municipal Clerk	30,441.00	1993 Payments in Lieu of Taxes		Regional & Consolidated School Tax	
Financial Administration	72,472.98	Delinquent Tax & Lien Collections		School Taxes in Municipal Budget	
Assessment of Taxes	7,363.00	113,997.16		County Taxes	.79 604,485.59
Collection of Taxes	7,689.84	Business Personalty Replacement Taxes		County Library Taxes	.03 22,178.97
Planning, Housing & Development	7,496.00	Taxes From Public Utilities		Local Municipal Purpose Taxes	.67 512,431.25
Human Resources	17,843.00	140,804.50		Veteran & Senior Citizen Taxes	40,500.00
Elections	2,812.00	Other Miscellaneous Tax Revenues		Total Taxes for Rate Computation	2.67 2,082,255.81
General Administration (other)	476,255.57	353,617.67		Special District Taxes	
JUDICIARY		Federal Aid Revenues		Bank Corp. Taxes	
Municipal Courts	68,537.34	Sale of Acquired Property		Added and Omitted Taxes	23,693.22
PUBLIC SAFETY		Other Miscellaneous Revenues		Total Taxes Levied - ABSTRACT	2,065,449.03
Fire Protection	39,046.90	Total		Total Taxes Billed	2,067,748.68
Police Protection	278,708.00	Prior Years Surplus Appropriated		1993 TAXES COLLECTED	1,955,824.34
Civil Defense & Disaster Control	2,750.00	REVENUES TOTAL		1993 Taxes Cancelled, Abated or Adjusted	1,095.87
Environmental Inspection & Control	25,778.65	Reserve For Uncollected Taxes		Transfer to Tax Title Liens or Foreclosed	54,958.25
Other Public Safety		CAPITAL OUTLAY TOTAL		Balance Outstanding Dec. 31, 1993	55,870.22
PUBLIC WORKS		13,411.50		PRIOR YEARS TAXES OUTSTANDING	
Streets and Drainage	121,807.88	Public Enterprises		Balance January 1, 1993	110,337.10
Sewers and Sewage Processing	103,457.00	Recreation-Culture		Collected in 1993	90,986.52
Gorbage and Trash Disposal	110,040.00	Public Works		Cancelled, Abated or Adjusted 1993	13,796.49
Public Buildings and Grounds	13,807.29	Buildings and Grounds		Transfers to Tax Title Liens or Foreclosed	
Other Public Works	12,000.00	Library and Education		Balance December 31, 1993	5,554.09
HEALTH and WELFARE		Conservation		TAX TITLE LIENS OUTSTANDING	
Health Services Except Environmental	1,425.70	All Other		Balance January 1, 1993	175,413.00
Welfare-Public Assistance	798.95	CAPITAL DEBT AUTHORIZED, DECEMBER 31, 1993		Transfer From Taxes	54,958.25
Hospital, Clinics, First Aid		ISSUED AND UNISSUED GROSS DEBT NET DEBT		Redeemed In 1993	23,010.64
Animal, Insect, & Rodent Control	1,950.00	School		Cancelled, Abated or Adjusted (1993)	
Other Welfare Services		Self-Liquidating		Transfer to Foreclosed Property	
RECREATION and CONSERVATION		Other		Balance December 31, 1993	207,360.61
Beaches and Boardwalks		Total		PROPERTY ACQUIRED BY DEED OR	
Parks, Playgrounds, Shade Trees	12,000.00	1,698,515		FORECLOSURE	
Land Reclamation & Conservation		ISSUED AND OUTSTANDING		Balance January 1, 1993	94,975.00
Other Recreational Services	7,900.00	School		Transfers From Taxes or Liens	
EDUCATION (excluding schools)		Self-Liquidating		Sale For Cash (1993)	
Libraries		Other		Cancelled, Abated or Adjusted (1993)	
Other Educational Services		Total		Balance December 31, 1993	94,975.00
STATUTORY EXPENDITURES		EQUALIZED VALUATION BASIS		CURRENT FINANCES DECEMBER 31, 1993	
Pensions & F. I. C. A.	59,994.46	FOR NET DEBT COMPUTATION		ASSETS	
Employee Fringe Benefits	121,218.00	REAL PROPERTY VALUATIONS		Cash Dec. 31, 1993	775,727.22
Other Statutory Expenditures	1,158.00	Code Class # of Parcels % VAL'N ASSESSED VALUATION		Taxes Receivable	61,424.31
CETA And Other Public Employment Programs		1 Vacant Land 47 1.21 913,500.00		Tax Title Liens	207,360.61
MUNICIPAL FUNCTIONS TOTAL	1,609,536.56	2 Residential 669 66.68 50,191,150.00		Foreclosed Property	94,975.00
CAPITAL IMPROVEMENTS *MEMO*	3,000.00	3 Farm 60 28.96 21,802,900.00		Emergencies & Other Deferred Charges	15,000.00
DEBT SERVICE		4a Commercial 4 1.28 963,200.00		State and Federal Aid Receivable	13,398.75
Principal Payments	45,000.00	4c Apartments 4 1.87 1,406,200.00		Other Receivables	39,779.96
Interest Payments	21,198.50	Total 784 75,276,950.00		Total	1,207,665.85
DEFERRED CHARGES	15,643.87	Land Area .49 Sq. Miles		LIABILITIES, RESERVES, AND SURPLUS	
SCHOOL, COUNTY, SPECIAL DISTRICT TAXES	1,529,324.56	Net Valuation Taxable-Municipal		Cash Liabilities	352,669.42
RESERVE FOR UNCOLLECTED TAXES	166,362.68	Net Valuation Taxable-County		Reserves for Receivables	403,539.88
EXPENDITURES TOTAL	3,387,066.17	State Equalized Valuation		Surplus Dec. 31, 1993	451,456.55
		State Equalization Ratio		Total	1,207,665.85

0104

Population 1990 4,441
 Population 1993 4,613
 S & P Rating
 Moody Rating BAA

General Tax Rate Per \$100 3.25
 State Equalized Tax Rate 2.09

BUENA BOROUGH - ATLANTIC COUNTY

Form of Government:

Borough Council

Number of Members on Governing Body - 6

PER CAPITA

Gross Debt 352.72
 Net Debt 352.72
 Debt Service 63.44
 Total Tax Levy 723.16
 Municipal Expenditures 490.59

PER CENT:

Gross Debt 1.22
 Net Debt 1.22
 Tax Levy Collected 91.43
 Tax Levy Cancelled, Abated or Adjusted

EXPENDITURES		REVENUES-REALIZED		1993 PROPERTY TAX	
GENERAL GOVERNMENT				STATE EQUALIZED TAX RATE	
Governing Body & Public Boards		1993 Property Taxes Collected	3,053,707.87	Local District School Taxes	
Municipal Clerk	37,600.00	1993 Payments in Lieu of Taxes	4,812.00	Regional & Consolidated School Tax	.91 1,377,950.40
Financial Administration	53,205.00	Delinquent Tax & Lien Collections	234,231.16	School Taxes in Municipal Budget	
Assessment of Taxes	17,950.00	Business Personalty Replacement Taxes	45,562.20	County Taxes	.43 645,052.91
Collection of Taxes	17,650.00	Taxes From Public Utilities	280,904.00	County Library Taxes	.03 43,723.72
Planning, Housing & Development	19,313.00	Other Miscellaneous Tax Revenues		Local Municipal Purpose Taxes	.73 1,098,355.60
Human Resources	39,224.00	State Aid Revenues	310,916.87	Veteran & Senior Citizen Taxes	
Elections	6,500.00	Federal Aid Revenues		Total Taxes for Rate Computation	2.10 3,221,282.72
General Administration (other)	251,392.03			Special District Taxes	
JUDICIARY		Sale of Acquired Property		Bank Corp. Taxes	
Municipal Courts	50,200.00	Other Miscellaneous Revenues	231,880.33	Added and Omitted Taxes	
PUBLIC SAFETY		Total	4,162,014.43	Total Taxes Levied - ABSTRACT	3,339,533.23
Fire Protection	14,650.00	Prior Years Surplus Appropriated	41,000.00	Total Taxes Billed	3,339,838.15
Police Protection	411,154.00	REVENUES	4,203,014.43	1993 TAXES COLLECTED	3,053,707.87
Civil Defense & Disaster Control	700.00	Reserve For Uncollected Taxes	290,798.05	1993 Taxes Cancelled, Abated or Adjusted	
Environmental Inspection & Control	24,950.00	CAPITAL OUTLAY	72,369.21	Transfer to Tax Title Liens or Foreclosed	62,497.79
Other Public Safety		TOTAL		Balance Outstanding Dec. 31, 1993	223,632.49
PUBLIC WORKS				PRIOR YEARS TAXES OUTSTANDING	
Streets and Drainage	248,405.46	Public Enterprises		Balance January 1, 1993	220,964.33
Sewers and Sewage Processing		Recreation-Culture	69,835.37	Collected in 1993	209,542.13
Garbage and Trash Disposal	185,972.50	Public Works		Cancelled, Abated or Adjusted 1993	5,823.17
Public Buildings and Grounds	26,100.00	Buildings and Grounds	2,533.84	Transfers to Tax Title Liens or Foreclosed	3,807.01
Other Public Works	11,000.00	Library and Education		Balance December 31, 1993	1,792.02
HEALTH and WELFARE		Conservation		TAX TITLE LIENS OUTSTANDING	
Health Services Except Environmental		All Other		Balance January 1, 1993	172,269.81
Welfare-Public Assistance	5,036.15	CAPITAL DEBT AUTHORIZED, DECEMBER 31, 1993		Transfer From Taxes	67,048.44
Hospital, Clinics, First Aid		ISSUED AND UNISSUED		Redeemed In 1993	24,689.03
Animal, Insect, & Rodent Control	5,500.00	School		Cancelled, Abated or Adjusted (1993)	
Other Welfare Services		Self-Liquidating		Transfer to Foreclosed Property	
RECREATION and CONSERVATION		Other	1,628,846	Balance December 31, 1993	214,629.22
Beaches and Boardwalks		Total	1,628,846	PROPERTY ACQUIRED BY DEED OR	
Parks, Playgrounds, Shade Trees				FORECLOSURE	
Land Reclamation & Conservation		ISSUED AND OUTSTANDING		Balance January 1, 1993	104,700.00
Other Recreational Services	12,499.70	School		Transfers From Taxes or Liens	
EDUCATION (excluding schools)		Self-Liquidating		Sale For Cash (1993)	
Libraries		Other	1,601,517.19	Cancelled, Abated or Adjusted (1993)	
Other Educational Services		Total	1,601,517.19	Balance December 31, 1993	104,700.00
STATUTORY EXPENDITURES		EQUALIZED VALUATION BASIS		CURRENT FINANCES DECEMBER 31, 1993	
Pensions & F. I. C. A.	89,714.00	FOR NET DEBT COMPUTATION	133,048,190	ASSETS	
Employee Fringe Benefits	138,223.32	REAL PROPERTY VALUATIONS		Cash Dec. 31, 1993	404,795.01
Other Statutory Expenditures	2,953.00	Code Class # of Parcels % VAL'N ASSESSED VALUATION		Taxes Receivable	225,424.51
CETA And Other Public Employment Programs		1 Vacant Land 245 2.15 2,043,000.00		Tax Title Liens	214,629.22
MUNICIPAL FUNCTIONS		2 Residential 1108 63.35 60,674,400.00		Foreclosed Property	104,700.00
CAPITAL IMPROVEMENTS	5,000.00	3 Farm 261 8.92 8,468,800.00		Emergencies & Other Deferred Charges	24,000.00
DEBT SERVICE		4a Commercial 112 14.26 13,553,000.00		State and Federal Aid Receivable	71,818.13
Principal Payments	134,961.88	4b Industrial 6 7.50 7,131,200.00		Other Receivables	11,841.27
Interest Payments	107,984.75	4c Apartments 5 3.32 3,151,000.00		Total	1,057,208.14
DEFERRED CHARGES	12,000.00	Total 1737 95,021,400.00		LIABILITIES, RESERVES, AND SURPLUS	
SCHOOL, COUNTY, SPECIAL DISTRICT TAXES	2,232,131.64	Land Area 7.40 Sq. Miles		Cash Liabilities	276,193.43
RESERVE FOR UNCOLLECTED TAXES	290,798.05	Net Valuation Taxable-Municipal	97,560,650	Reserves for Receivables	589,759.56
EXPENDITURES	4,497,663.48	Net Valuation Taxable-County	130,124,491	Surplus Dec. 31, 1993	191,255.15
TOTAL		State Equalized Valuation	150,042,199	Total	1,057,208.14
		State Equalization Ratio	66.42		

General Tax Rate Per \$100.	2.09
State Equalized Tax Rate	1.76

Number of Members on Governing Body - 5

Gross Debt	.02
Net Debt	.02
Tax Levy Collected	84.87
Tax Levy Cancelled, Abated or Adjusted	.53

*Includes County Health Services Taxes, County Vocational School Taxes, or County Open Space Tax. See Table 13.

0335

Population 1990 **9,335**
 Population 1993 **9,825**
 S & P Rating
 Moody Rating **A1**

General Tax Rate Per \$100.

1.94

State Equalized Tax Rate

2.16**BURLINGTON CITY - BURLINGTON COUNTY**

Form of Government:

Special Charter (P.L. 1851 c. 149)

Number of Members on Governing Body - 12

PER CAPITA:

Gross Debt **622.76**
 Net Debt **1,222.36**
 Debt Service **51.32**
 Total Tax Levy **954.35**
 Municipal Expenditures **907.24**

PER CENT:

Gross Debt **1.57**
 Net Debt **3.09**
 Tax Levy Collected **92.35**
 Tax Levy Cancelled, Abated
 or Adjusted **.40**

EXPENDITURES		REVENUES-REALIZED		1993 PROPERTY TAX	
GENERAL GOVERNMENT				STATE EQUALIZED TAX RATE	
Governing Body & Public Boards	114,655.00	1993 Property Taxes Collected	7,757,161.12	Local District School Taxes	1.42 5,496,909.00
Municipal Clerk	140,378.00	1993 Payments in Lieu of Taxes		Regional & Consolidated School Tax	
Financial Administration	253,415.00	Delinquent Tax & Lien Collections	511,707.88	School Taxes in Municipal Budget	.01 51,348.00
Assessment of Taxes	32,985.00	Business Personalty Replacement Taxes	131,446.68	County Taxes	.53 2,073,432.20
Collection of Taxes	151,537.00	Taxes From Public Utilities	5,705,049.00	County Library Taxes	.03 131,555.84
Planning, Housing & Development	58,977.00	Other Miscellaneous Tax Revenues		Local Municipal Purpose Taxes	.16 626,615.48
Human Resources	11,547.00	State Aid Revenues	506,399.82	Veteran & Senior Citizen Taxes	
Elections		Federal Aid Revenues		Total Taxes for Rate Computation	2.15 8,529,910.52
General Administration (other)	536,514.00			Special District Taxes	
JUDICIARY				Bank Corp. Taxes	
Municipal Courts	187,581.50	Sale of Acquired Property		Added and Omitted Taxes	14,100.79
PUBLIC SAFETY		Other Miscellaneous Revenues	670,791.77	Total Taxes Levied - ABSTRACT	8,393,961.31
Fire Protection	246,996.00			Total Taxes Billed	8,400,000.79
Police Protection	2,117,230.00	Prior Years Surplus Appropriated	1,200,000.00	1993 TAXES COLLECTED	7,757,161.12
Civil Defense & Disaster Control	2,730.00	REVENUES	16,482,556.27	1993 Taxes Cancelled, Abated or Adjusted	33,895.72
Environmental Inspection & Control	116,164.00	Reserve For Uncollected Taxes	750,000.00	Transfer to Tax Title Liens or Foreclosed	43,866.19
Other Public Safety		CAPITAL OUTLAY	TOTAL	Balance Outstanding Dec. 31, 1993	565,077.62
PUBLIC WORKS				PRIOR YEARS TAXES OUTSTANDING	
Streets and Drainage	501,575.00	Public Enterprises	564,188.68	Balance January 1, 1993	628,781.18
Sewers and Sewage Processing		Recreation-Culture		Collected in 1993	507,975.29
Garbage and Trash Disposal	508,948.00	Public Works	512,075.12	Cancelled, Abated or Adjusted 1993	3,556.72
Public Buildings and Grounds	229,978.00	Buildings and Grounds	51,733.80	Transfers to Tax Title Liens or Foreclosed	
Other Public Works	271,441.00	Library and Education		Balance December 31, 1993	117,249.17
HEALTH and WELFARE		Conservation		TAX TITLE LIENS OUTSTANDING	
Health Services Except Environmental	29,003.00	All Other		Balance January 1, 1993	136,057.17
Welfare-Public Assistance	54,976.00	CAPITAL DEBT AUTHORIZED, DECEMBER 31, 1993		Transfer From Taxes	43,866.19
Hospital, Clinics, First Aid		ISSUED AND UNISSUED	GROSS DEBT	Redeemed in 1993	3,732.59
Animal, Insect, & Rodent Control	2,605.00	School	1,100,000	Cancelled, Abated or Adjusted (1993)	
Other Welfare Services	1,100.00	Self-Liquidating	1,312,460	Transfer to Foreclosed Property	
RECREATION and CONSERVATION		Other	3,706,185	Balance December 31, 1993	176,190.77
Beaches and Boardwalks		Total	6,118,645	PROPERTY ACQUIRED BY DEED OR	
Parks, Playgrounds, Shade Trees	168,392.00			FORECLOSURE	
Land Reclamation & Conservation	2,600.00	ISSUED AND OUTSTANDING		Balance January 1, 1993	489,250.00
Other Recreational Services	134,499.00	School	1,100,000.00	Transfers From Taxes or Liens	
EDUCATION (excluding schools)		Self-Liquidating	7,208,217.19	Sale For Cash (1993)	
Libraries	33,950.00	Other	3,195,785.44	Cancelled, Abated or Adjusted (1993)	
Other Educational Services		Total	11,504,002.63	Balance December 31, 1993	489,250.00
STATUTORY EXPENDITURES		EQUALIZED VALUATION BASIS		CURRENT FINANCES DECEMBER 31, 1993	
Pensions & F. I. C. A.	525,500.00	FOR NET DEBT COMPUTATION	388,525,259	ASSETS	
Employee Fringe Benefits	1,130,256.00	REAL PROPERTY VALUATIONS		Cash Dec. 31, 1993	4,070,844.31
Other Statutory Expenditures		Code Class # of Parcels % VAL'N	ASSESSED VALUATION	Taxes Receivable	682,326.79
CETA And Other Public Employment Programs		1 Vacant Land 277 1.59	6,747,500.00	Tax Title Liens	176,190.77
MUNICIPAL FUNCTIONS	TOTAL	2 Residential 3100 66.93	284,153,800.00	Foreclosed Property	489,250.00
CAPITAL IMPROVEMENTS	*MEMO*	3 Farm 7 .03	121,900.00	Emergencies & Other Deferred Charges	237.50
DEBT SERVICE		4a Commercial 351 20.83	38,436,400.00	State and Federal Aid Receivable	219,431.53
Principal Payments	208,643.73	4b Industrial 16 8.23	34,933,800.00	Other Receivables	288,520.46
Interest Payments	295,582.50	4c Apartments 15 2.40	10,178,700.00	Total	5,926,801.36
TYPE I SCHL DEBT *MEMO	127,625.00	Total 3766	424,572,100.00	LIABILITIES, RESERVES, AND SURPLUS	
DEFERRED CHARGES	93,897.16	Land Area 3.44 Sq. Miles		Cash Liabilities	2,862,919.09
SCHOOL, COUNTY, SPECIAL DISTRICT TAXES	7,753,245.04	Net Valuation Taxable-Municipal	431,654,467	Reserves for Receivables,	1,636,288.02
RESERVE FOR UNCOLLECTED TAXES	750,000.00	Net Valuation Taxable-County	393,066,079	Surplus Dec. 31, 1993	1,427,596.25
EXPENDITURES	TOTAL	State Equalized Valuation	388,445,971	Total	5,926,801.36
	16,666,900.93	State Equalization Ratio	111.33		

1987 (14)

* ABOVE DEBT SERVICE INCLUDES TYPE I SCHOOL DEBT

Population 1990 **12,454**
 Population 1993 **12,613**
 S & P Rating
 Moody Rating **A1**

General Tax Rate Per \$100. **2.22**
 State Equalized Tax Rate **2.17**

BURLINGTON TWP. - BURLINGTON CO.

Form of Government:

Mayor-Council Plan E (OMCL 50)**Number of Members on Governing Body - 7**

PER CAPITA

Gross Debt **2,152.30**
 Net Debt **952.08**
 Debt Service **31.45**
 Total Tax Levy **1,373.83**
 Municipal Expenditures **933.49**

PER CENT.

Gross Debt **3.58**
 Net Debt **1.57**
 Tax Levy Collected **91.48**
 Tax Levy Cancelled, Abated or Adjusted **1.79**

EXPENDITURES		REVENUES-REALIZED		1993 PROPERTY TAX	
GENERAL GOVERNMENT				STATE EQUALIZED TAX RATE	
Governing Body & Public Boards	83,149.00	1993 Property Taxes Collected	15,857,769.32	Local District School Taxes	1.17
Municipal Clerk	148,247.00	1993 Payments in Lieu of Taxes		Regional & Consolidated School Tax	
Financial Administration	133,386.00	Delinquent Tax & Lien Collections	1,037,079.46	School Taxes in Municipal Budget	
Assessment of Taxes	170,059.00	Business Personality Replacement Taxes	335,207.84	County Taxes	.59
Collection of Taxes	171,531.00	Taxes From Public Utilities	3,925,952.00	County Library Taxes	.04
Planning, Housing & Development	75,037.00	Other Miscellaneous Tax Revenues		Local Municipal Purpose Taxes	.37
Human Resources	104,198.75	State Aid Revenues	711,204.25	Veteran & Senior Citizen Taxes	
Elections		Federal Aid Revenues		Total Taxes for Rate Computation	2.17
General Administration (other)	1,348,020.00			Special District Taxes	
JUDICIARY				Bank Corp. Taxes	
Municipal Courts	146,313.00	Sale of Acquired Property		Added and Omitted Taxes	
PUBLIC SAFETY		Other Miscellaneous Revenues	1,915,723.48	Total Taxes Levied - ABSTRACT	
Fire Protection	45,617.00	Total	23,682,936.35	Total Taxes Billed	17,328,176.88
Police Protection	2,482,596.25	Prior Years Surplus Appropriated	1,848,000.00	1993 TAXES COLLECTED	15,857,769.32
Civil Defense & Disaster Control	2,700.00	REVENUES	25,530,936.35	1993 Taxes Cancelled, Abated or Adjusted	310,552.53
Environmental Inspection & Control	293,631.00	Reserve For Uncollected Taxes	1,591,868.75	Transfer to Tax Title Liens or Foreclosed	15,004.73
Other Public Safety	4,000.00	CAPITAL OUTLAY	TOTAL	Balance Outstanding Dec. 31, 1993	1,151,999.74
PUBLIC WORKS				PRIOR YEARS TAXES OUTSTANDING	
Streets and Drainage	850,172.00	Public Enterprises	134,475.26	Balance January 1, 1993	1,386,878.89
Sewers and Sewage Processing	6,000.00	Recreation-Culture	75.00	Collected in 1993	1,037,079.46
Gorbage and Trash Disposal	651,349.00	Public Works		Cancelled, Abated or Adjusted 1993	177,513.70
Public Buildings and Grounds	361,040.00	Buildings and Grounds	978,654.30	Transfers to Tax Title Liens or Foreclosed	
Other Public Works	135,073.00	Library and Education		Balance December 31, 1993	172,285.73
HEALTH and WELFARE		Conservation		TAX TITLE LIENS OUTSTANDING	
Health Services Except Environmental		All Other		Balance January 1, 1993	62,765.78
Welfare-Public Assistance		CAPITAL DEBT AUTHORIZED, DECEMBER 31, 1993		Transfer From Taxes	15,004.73
Hospital, Clinics, First Aid		ISSUED AND UNISSUED		Redeemed In 1993	
Animal, Insect, & Rodent Control		School	7,459,000	Cancelled, Abated or Adjusted (1993)	
Other Welfare Services	38,873.00	Self-Liquidating	12,202,338	Transfer to Foreclosed Property	
RECREATION and CONSERVATION		Other	7,611,761	Balance December 31, 1993	77,770.51
Beaches and Boardwalks		Total	27,273,100	PROPERTY ACQUIRED BY DEED OR FORECLOSURE	
Parks, Playgrounds, Shade Trees	43,363.00			Balance January 1, 1993	411,800.50
Land Reclamation & Conservation	300.00	ISSUED AND OUTSTANDING		Transfers From Taxes or Liens	
Other Recreational Services	242,284.00	School	7,134,000.00	Sale For Cash (1993)	
EDUCATION (excluding schools)		Self-Liquidating	1,993,000.00	Cancelled, Abated or Adjusted (1993)	
Libraries	2,500.00	Other	5,429,000.00	Balance December 31, 1993	411,800.50
Other Educational Services		Total	14,556,000.00	CURRENT FINANCES DECEMBER 31, 1993	
STATUTORY EXPENDITURES		EQUALIZED VALUATION BASIS		ASSETS	
Pensions & F. I. C. A.	686,600.73	FOR NET DEBT COMPUTATION	762,710,565	Cash Dec. 31, 1993	5,945,960.96
Employee Fringe Benefits	793,100.00	REAL PROPERTY VALUATIONS		Taxes Receivable	1,324,285.47
Other Statutory Expenditures	5,000.00	Code Class # of Parcels % VAL'N	ASSESSED VALUATION	Tax Title Liens	77,770.51
CETA And Other Public Employment Programs		1 Vacant Land 1046 6.33	49,755,950.00	Foreclosed Property	411,800.50
MUNICIPAL FUNCTIONS		2 Residential 3573 48.21	351,038,100.00	Emergencies & Other Deferred Charges	200.00
CAPITAL IMPROVEMENTS		3 Farm 96 .63	4,587,958.00	State and Federal Aid Receivable	
DEBT SERVICE		4a Commercial 155 23.65	172,179,000.00	Other Receivables	25,273.09
Principal Payments	750,000.00	4b Industrial 47 15.46	112,543,700.00	Total	7,785,290.53
Interest Payments	403,497.75	4c Apartments 8 5.22	37,982,000.00	LIABILITIES, RESERVES, AND SURPLUS	
		Total 4925	728,086,708.00	Cash Liabilities	3,691,586.26
DEFERRED CHARGES		Land Area 14.20 Sq. Miles		Reserves for Receivables	1,839,129.57
SCHOOL, COUNTY, SPECIAL DISTRICT TAXES	4,579.27	Net Valuation Taxable-Municipal	732,851,503	Surplus Dec. 31, 1993	2,254,574.70
RESERVE FOR UNCOLLECTED TAXES	14,092,936.49	Net Valuation Taxable-County	857,048,343	Total	7,785,290.53
EXPENDITURES	25,867,021.99	State Equalized Valuation	749,915,453		
		State Equalization Ratio	97.71		

Population 1990 7,392
 Population 1993 7,512
 S & P Rating
 Moody Rating A

General Tax Rate Per \$100. 3.32
 State Equalized Tax Rate 2.62

BUTLER BOROUGH - MORRIS COUNTY

Form of Government:

Borough Council

Number of Members on Governing Body - 6

PER CAPITA:

Gross Debt 923.62
 Net Debt 902.92
 Debt Service 144.03
 Total Tax Levy 1,459.11
 Municipal Expenditures 864.12

PER CENT:

Gross Debt 1.51
 Net Debt 1.58
 Tax Levy Collected 97.02
 Tax Levy Cancelled, Abated or Adjusted .29

EXPENDITURES		REVENUES-REALIZED		1993 PROPERTY TAX	
GENERAL GOVERNMENT		1993 Property Taxes Collected		STATE EQUALIZED TAX RATE	
Governing Body & Public Boards		10,624,971.51		Local District School Taxes 1.62	
Municipal Clerk		254,174.56		Regional & Consolidated School Tax	
Financial Administration		173,768.44		School Taxes in Municipal Budget	
Assessment of Taxes	32,012.00	890,329.36		County Taxes .33	
Collection of Taxes	15,927.00	386,687.38		County Library Taxes	
Planning, Housing & Development	54,525.00	1,460,293.77		Local Municipal Purpose Taxes .67	
Human Resources	20,336.00	13,790,225.02		Veteran & Senior Citizen Taxes	
Elections		545,450.00		Total Taxes for Rate Computation 2.62	
General Administration (other)	394,288.00	446,230.00		Special District Taxes	
JUDICIARY		922,368.62		Bank Corp. Taxes	
Municipal Courts	50,810.00	173,562.09		Added and Omitted Taxes	
PUBLIC SAFETY		9,244.33		Total Taxes Levied - ABSTRACT	
Fire Protection	106,479.00	145,640.44		Total Taxes Billed	
Police Protection	970,834.00	493,921.76		1993 TAXES COLLECTED	
Civil Defense & Disaster Control	5,535.00	13,335,675.02		1993 Taxes Cancelled, Abated or Adjusted	
Environmental Inspection & Control	49,897.70	446,230.00		Transfer to Tax Title Liens or Foreclosed	
Other Public Safety		TOTAL		Balance Outstanding Dec. 31, 1993	
PUBLIC WORKS		CAPITAL OUTLAY		PRIOR YEARS TAXES OUTSTANDING	
Streets and Drainage	362,425.00	Public Enterprises		Balance January 1, 1993	
Sewers and Sewage Processing	1,395,457.00	Recreation-Culture		Collected in 1993	
Garbage and Trash Disposal	759,003.00	Public Works		Cancelled, Abated or Adjusted 1993	
Public Buildings and Grounds	36,662.00	Buildings and Grounds		Transfers to Tax Title Liens or Foreclosed	
Other Public Works		Library and Education		Balance December 31, 1993	
HEALTH and WELFARE		Conservation		TAX TITLE LIENS OUTSTANDING	
Health Services Except Environmental	74,856.00	All Other		Balance January 1, 1993	
Welfare-Public Assistance	2,000.00	CAPITAL DEBT AUTHORIZED, DECEMBER 31, 1993		Transfer From Taxes	
Hospital, Clinics, First Aid	10,069.00	ISSUED AND UNISSUED		Redeemed in 1993	
Animal, Insect, & Radent Control	4,000.00	GROSS DEBT		Cancelled, Abated or Adjusted (1993)	
Other Welfare Services		NET DEBT		Transfer to Foreclosed Property	
RECREATION and CONSERVATION		Schoal 13,000		Balance December 31, 1993	
Beaches and Boardwalks		Self-Liquidating 2,961,996		PROPERTY ACQUIRED BY DEED OR FORECLOSURE	
Parks, Playgrounds, Shade Trees		Other 3,940,729		Balance January 1, 1993	
Land Reclamation & Conservation	14,365.00	Total 6,915,725		Transfers From Taxes or Liens	
Other Recreational Services	60,763.00	ISSUED AND OUTSTANDING		Sale For Cash (1993)	
EDUCATION (excluding schools)		Schoal 13,000.00		Cancelled, Abated or Adjusted (1993)	
Libraries	153,523.00	Self-Liquidating 2,490,000.00		Balance December 31, 1993	
Other Educational Services	5,800.00	Other 3,230,000.00		CURRENT FINANCES DECEMBER 31, 1993	
STATUTORY EXPENDITURES		Total 5,733,000.00		ASSETS	
Pensions & F. I. C. A.	162,110.00	EQUALIZED VALUATION BASIS		Cash Dec. 31, 1993	
Employee Fringe Benefits	200,100.00	FOR NET DEBT COMPUTATION		Taxes Receivable	
Other Statutory Expenditures	12,000.00	REAL PROPERTY VALUATIONS		Tax Title Liens	
CETA And Other Public Employment Programs		Code Class # of Parcels % VAL'N		Foreclosed Property	
MUNICIPAL FUNCTIONS		1 Vacant Land 127 2.41		Emergencies & Other Deferred Charges	
CAPITAL IMPROVEMENTS	49,000.00	2 Residential 2001 76.63		State and Federal Aid Receivable	
DEBT SERVICE		3 Farm		Other Receivables	
Principal Payments	870,500.00	4a Commercial 126 12.79		Total	
Interest Payments	211,791.80	4b Industrial 19 5.38		LIABILITIES, RESERVES, AND SURPLUS	
DEFERRED CHARGES	8,000.00	4c Apartments 8 2.80		Cash Liabilities	
SCHOOL, COUNTY, SPECIAL DISTRICT TAXES	8,159,461.01	Total 2281		Reserves for Receivables	
RESERVE FOR UNCOLLECTED TAXES	446,230.00	Land Area 1.97 Sq. Miles		Surplus Dec. 31, 1993	
EXPENDITURES		Net Valuation Taxable-Municipal		Total	
TOTAL	14,669,756.51	Net Valuation Taxable-County			
		State Equalized Valuation			
		State Equalization Ratio			

*Includes County Health Services Taxes, County Vocational School Taxes, or County Open Space Tax. See Table 13.

1904

Population 1990 3,048
 Population 1993 3,561
 S & P Rating
 Moody Rating

General Tax Rate Per \$100. 3.91
 State Equalized Tax Rate 2.47

BYRAM TOWNSHIP - SUSSEX COUNTY

Form of Government:

Council-Manager Plan B (OMCL 50)

Number of Members on Governing Body - 5

PER CAPITA

Gross Debt 355.35
 Net Debt 185.12
 Debt Service 5.29
 Total Tax Levy 1,389.97
 Municipal Expenditures 595.08

PER CENT:

Gross Debt .63
 Net Debt .33
 Tax Levy Collected 95.46
 Tax Levy Cancelled, Abated
 or Adjusted .15

EXPENDITURES		REVENUES-REALIZED		1993 PROPERTY TAX	
GENERAL GOVERNMENT		1993 Property Taxes Collected		STATE EQUALIZED TAX RATE	
Governing Body & Public Boards			11,380,689.63	Local District School Taxes	.36
Municipal Clerk		1993 Payments in Lieu of Taxes		Regional & Consolidated School Tax	.50
Financial Administration	69,970.00	Delinquent Tax & Lien Collections	534,344.87	School Taxes in Municipal Budget	
Assessment of Taxes	35,594.00	Business Personalty Replacement Taxes	31,666.60	County Taxes	.44
Collection of Taxes	70,296.00	Taxes From Public Utilities	342,460.64	County Library Taxes	.03
Planning, Housing & Development	31,646.62	Other Miscellaneous Tax Revenues		Local Municipal Purpose Taxes	.63
Human Resources	116,833.24	State Aid Revenues	455,550.22	Veteran & Senior Citizen Taxes	
Elections	7,140.52	Federal Aid Revenues		Total Taxes for Rate Computation	2.46
General Administration (other)	560,495.43			Special District Taxes	
JUDICIARY		Sale of Acquired Property		Bank Corp. Taxes	
Municipal Courts	58,825.15	Other Miscellaneous Revenues	366,340.47	Added and Omitted Taxes	
PUBLIC SAFETY		Total	13,111,052.43	Total Taxes Levied - ABSTRACT	
Fire Protection	112,922.98	Prior Years Surplus Appropriated	525,000.00	Total Taxes Billed	11,898,654.18
Police Protection	953,359.08	REVENUES	13,636,052.43	1993 TAXES COLLECTED	11,380,689.63
Civil Defense & Disaster Control	4,812.27	Reserve For Uncollected Taxes	712,747.53	1993 Taxes Cancelled, Abated or Adjusted	17,718.99
Environmental Inspection & Control	75,839.00	CAPITAL OUTLAY	423,001.22	Transfer to Tax Title Liens or Foreclosed	52,407.39
Other Public Safety		TOTAL		Balance Outstanding Dec. 31, 1993	471,556.26
PUBLIC WORKS				PRIOR YEARS TAXES OUTSTANDING	
Streets and Drainage	666,288.11	Public Enterprises		Balance January 1, 1993	511,304.03
Sewers and Sewage Processing	50,000.00	Recreation-Culture		Collected in 1993	499,677.89
Garbage and Trash Disposal	666,901.00	Public Works	17,497.00	Cancelled, Abated or Adjusted 1993	51.73
Public Buildings and Grounds	9,600.00	Buildings and Grounds	405,504.22	Transfers to Tax Title Liens or Foreclosed	5,776.40
Other Public Works	34,312.86	Library and Education		Balance December 31, 1993	6,298.01
HEALTH and WELFARE		Conservation		TAX TITLE LIENS OUTSTANDING	
Health Services Except Environmental	830.00	All Other		Balance January 1, 1993	264,357.32
Welfare-Public Assistance	2,662.50	CAPITAL DEBT AUTHORIZED, DECEMBER 31, 1993		Transfer From Taxes	59,132.39
Hospital, Clinics, First Aid		ISSUED AND UNISSUED		Redeemed In 1993	34,666.98
Animal, Insect, & Rodent Control	42,547.50	School	1,448,785	Cancelled, Abated or Adjusted (1993)	1,629.34
Other Welfare Services		Self-Liquidating		Transfer to Foreclosed Property	
RECREATION and CONSERVATION		Other	1,593,363	Balance December 31, 1993	287,193.39
Beaches and Boardwalks		Total	3,042,148	PROPERTY ACQUIRED BY DEED OR FORECLOSURE	
Parks, Playgrounds, Shade Trees	18,316.52	ISSUED AND OUTSTANDING		Balance January 1, 1993	149,300.00
Land Reclamation & Conservation	22,901.39	School	1,448,785.55	Transfers From Taxes or Liens	
Other Recreational Services	12,133.10	Self-Liquidating		Sale For Cash (1993)	
EDUCATION (excluding schools)		Other	931,000.00	Cancelled, Abated or Adjusted (1993)	
Libraries		Total	2,379,785.55	Balance December 31, 1993	149,300.00
Other Educational Services		EQUALIZED VALUATION BASIS		CURRENT FINANCES DECEMBER 31, 1993	
STATUTORY EXPENDITURES		FOR NET DEBT COMPUTATION	482,635,148	ASSETS	
Pensions & F. I. C. A.	209,500.59	REAL PROPERTY VALUATIONS		Cash Dec. 31, 1993	2,079,494.49
Employee Fringe Benefits	399,000.00	Code Class # of Parcels % VAL'N		Taxes Receivable	477,854.27
Other Statutory Expenditures		1 Vacant Land 829 4.98	15,075,800.00	Tax Title Liens	287,193.39
CETA And Other Public Employment Programs		2 Residential 2908 87.43	264,604,700.00	Foreclosed Property	149,300.00
MUNICIPAL FUNCTIONS		3 Farm 127 .96	2,890,500.00	Emergencies & Other Deferred Charges	
CAPITAL IMPROVEMENTS	*MEMO*	4a Commercial 97 6.01	18,196,600.00	State and Federal Aid Receivable	17,403.99
DEBT SERVICE		4b Industrial 10 .52	1,576,200.00	Other Receivables	1,158.96
Principal Payments	15,000.00	4c Apartments 2 .10	310,200.00	Total	3,012,405.10
Interest Payments	30,318.08	Total	302,654,000.00	LIABILITIES, RESERVES, AND SURPLUS	
DEFERRED CHARGES	103,630.23	Land Area 20.60 Sq. Miles		Cash Liabilities	1,063,655.02
SCHOOL, COUNTY, SPECIAL DISTRICT TAXES	8,801,815.23	Net Valuation Taxable-Municipal	303,697,979	Reserves for Receivables	915,506.62
RESERVE FOR UNCOLLECTED TAXES	712,747.53	Net Valuation Taxable-County	493,874,216	Surplus Dec. 31, 1993	1,033,243.46
EXPENDITURES	TOTAL	State Equalized Valuation	480,913,965	Total	3,012,405.10
		State Equalization Ratio	63.07		

0703

Population 1990 7,549
 Population 1993 7,576
 S & P Rating
 Moody Rating AAA

General Tax Rate Per \$100. 11.05
 State Equalized Tax Rate 2.62

COLDWELL BORO. TWP. - ESSEX COUNTY

Form of Government
 Borough Council

Number of Members on Governing Body - 6

PER CAPITA

Gross Debt 4,530.36
 Net Debt 579.51
 Debt Service 49.96
 Total Tax Levy 1,556.55
 Municipal Expenditures 792.35

PER CENT:

Gross Debt 7.46
 Net Debt .95
 Tax Levy Collected 97.48
 Tax Levy Cancelled, Abated or Adjusted .60

EXPENDITURES		REVENUES-REALIZED		1993 PROPERTY TAX	
GENERAL GOVERNMENT		1993 Property Taxes Collected		STATE EQUALIZED TAX RATE	
Governing Body & Public Boards		1993 Payments in Lieu of Taxes		Local District School Taxes	1.21
Municipal Clerk		Delinquent Tax & Lien Collections		Regional & Consolidated School Tax	
Financial Administration	106,832.04	Business Personality Replacement Taxes		School Taxes in Municipal Budget	
Assessment of Taxes	36,543.77	Taxes From Public Utilities		County Taxes	.68
Collection of Taxes	42,780.55	Other Miscellaneous Tax Revenues		County Library Taxes	
Planning, Housing & Development	22,109.77	State Aid Revenues	1,091,189.51	Local Municipal Purpose Taxes	.72
Human Resources	186,843.00	Federal Aid Revenues		Veteran & Senior Citizen Taxes	
Elections	3,332.95			Total Taxes for Rate Computation	2.61
General Administration (other)	568,008.15			Special District Taxes	
JUDICIARY				Bank Corp. Taxes	
Municipal Courts	115,672.37			Added and Omitted Taxes	
PUBLIC SAFETY				Total Taxes Levied - ABSTRACT	
Fire Protection	67,141.28			Total Taxes Billed	
Police Protection	1,266,636.47			1993 TAXES COLLECTED	
Civil Defense & Disaster Control				1993 Taxes Cancelled, Abated or Adjusted	
Environmental Inspection & Control	91,436.42			Transfer to Tax Title Liens or Foreclosed	
Other Public Safety				Balance Outstanding Dec. 31, 1993	
PUBLIC WORKS				PRIOR YEARS TAXES OUTSTANDING	
Streets and Drainage	457,595.61			Balance January 1, 1993	
Sewers and Sewage Processing	902,569.18			Collected in 1993	
Garbage and Trash Disposal	332,250.00			Cancelled, Abated or Adjusted 1993	
Public Buildings and Grounds	93,860.52			Transfers to Tax Title Liens or Foreclosed	
Other Public Works				Balance December 31, 1993	
HEALTH and WELFARE				TAX TITLE LIENS OUTSTANDING	
Health Services Except Environmental	73,697.64			Balance January 1, 1993	
Welfare-Public Assistance	4,425.00			Transfer From Taxes	
Hospital, Clinics, First Aid				Redeemed in 1993	
Animal, Insect, & Rodent Control	6,244.00			Cancelled, Abated or Adjusted (1993)	
Other Welfare Services				Transfer to Foreclosed Property	
RECREATION and CONSERVATION				Balance December 31, 1993	
Beaches and Boardwalks				PROPERTY ACQUIRED BY DEED OR	
Parks, Playgrounds, Shade Trees	22,710.00			FORECLOSURE	
Land Reclamation & Conservation	1,530.00			Balance January 1, 1993	
Other Recreational Services	246,858.03			Transfers From Taxes or Liens	
EDUCATION (excluding schools)				Sale For Cash (1993)	
Libraries	170,065.70			Cancelled, Abated or Adjusted (1993)	
Other Educational Services	1,000.00			Balance December 31, 1993	
STATUTORY EXPENDITURES				CURRENT FINANCES DECEMBER 31, 1993	
Pensions & F. I. C. A.	103,149.00			ASSETS	
Employee Fringe Benefits	361,267.55			Cash Dec. 31, 1993	
Other Statutory Expenditures				Taxes Receivable	
CETA And Other Public Employment Programs				Tax Title Liens	
MUNICIPAL FUNCTIONS				Foreclosed Property	
CAPITAL IMPROVEMENTS				Emergencies & Other Deferred Charges	
DEBT SERVICE				State and Federal Aid Receivable	
Principal Payments	186,200.00			Other Receivables	
Interest Payments	192,322.42				
DEFERRED CHARGES					
SCHOOL, COUNTY, SPECIAL DISTRICT TAXES					
RESERVE FOR UNCOLLECTED TAXES					
EXPENDITURES					
TOTAL					

Population 1990 1,073
 Population 1993 1,154
 S & P Rating
 Moody Rating

General Tax Rate Per \$100 2.12
 State Equalized Tax Rate 2.09

CALIFON BOROUGH - HUNTERDON CO.

Form of Government:

Borough Council

Number of Members on Governing Body - 6

PER CAPITA:
 Gross Debt 7.16
 Net Debt
 Debt Service
 Total Tax Levy 1,341.51
 Municipal Expenditures 479.55

PER CENT:
 Gross Debt .01
 Net Debt
 Tax Levy Collected 97.49
 Tax Levy Cancelled, Abated or Adjusted .26

EXPENDITURES		REVENUES-REALIZED		1993 PROPERTY TAX	
GENERAL GOVERNMENT		1993 Property Taxes Collected		STATE EQUALIZED TAX RATE	
Governing Body & Public Boards			1,510,304.29	Local District School Taxes	1.10
Municipal Clerk		1993 Payments in Lieu of Taxes		Regional & Consolidated School Tax	.36
Financial Administration	21,581.00	Delinquent Tax & Lien Collections	54,190.60	School Taxes in Municipal Budget	
Assessment of Taxes	10,420.00	Business Personalty Replacement Taxes	13,530.16	County Taxes	.31
Collection of Taxes	14,781.00	Taxes From Public Utilities	71,787.00	County Library Taxes	.03
Planning, Housing & Development	20,649.00	Other Miscellaneous Tax Revenues		Local Municipal Purpose Taxes	.29
Human Resources	4,000.00	State Aid Revenues	48,802.64	Veteran & Senior Citizen Taxes	
Elections		Federal Aid Revenues		Total Taxes for Rate Computation	2.09
General Administration (other)	103,594.00			Special District Taxes	
JUDICIARY		Sole of Acquired Property		Bank Corp. Taxes	
Municipal Courts	15,000.00	Other Miscellaneous Revenues	80,093.32	Added and Omitted Taxes	
PUBLIC SAFETY			1,778,708.01	Total Taxes Levied - ABSTRACT	
Fire Protection	23,600.00	Prior Years Surplus Appropriated	121,478.84	Total Taxes Billed	1,549,115.53
Police Protection	96,600.00	REVENUES	1,900,186.85	1993 TAXES COLLECTED	1,510,304.29
Civil Defense & Disaster Control	800.00	Reserve For Uncollected Taxes	80,550.00	1993 Taxes Cancelled, Abated or Adjusted	4,101.85
Environmental Inspection & Control				Transfer to Tax Title Liens or Foreclosed	1,350.44
Other Public Safety		CAPITAL OUTLAY	9,061.06	Balance Outstanding Dec. 31, 1993	33,358.95
PUBLIC WORKS		TOTAL		PRIOR YEARS TAXES OUTSTANDING	
Streets and Drainage	53,650.00	Public Enterprises		Balance January 1, 1993	55,568.55
Sewers and Sewage Processing	225.00	Recreation-Culture	2,949.88	Collected in 1993	54,190.60
Garbage and Trash Disposal	10,686.00	Public Works		Cancelled, Abated or Adjusted 1993	
Public Buildings and Grounds	16,000.00	Buildings and Grounds	6,111.18	Transfers to Tax Title Liens or Foreclosed	1,377.95
Other Public Works	25,000.00	Library and Education		Balance December 31, 1993	
HEALTH and WELFARE		Conservation		TAX TITLE LIENS OUTSTANDING	
Health Services Except Environmental	2,975.00	All Other		Balance January 1, 1993	4.34
Welfare-Public Assistance	1,250.00	CAPITAL DEBT AUTHORIZED, DECEMBER 31, 1993		Transfer From Taxes	4,541.50
Hospital, Clinics, First Aid		ISSUED AND UNISSUED		Redeemed in 1993	
Animal, Insect, & Rodent Control	1,000.00	School	8,257	Cancelled, Abated or Adjusted (1993)	
Other Welfare Services		Self-Liquidating		Transfer to Foreclosed Property	
RECREATION and CONSERVATION		Other	8,257	Balance December 31, 1993	4,545.84
Beaches and Boardwalks		TOTAL		PROPERTY ACQUIRED BY DEED OR	
Parks, Playgrounds, Shade Trees	7,000.00	ISSUED AND OUTSTAN		FORECLOSURE	
Land Reclamation & Conservation	1,050.00	School	8,257.93	Balance January 1, 1993	
Other Recreational Services	5,216.64	Self-Liquidating		Transfers From Taxes or Liens	
EDUCATION (excluding schools)		Other	8,257.93	Sale For Cash (1993)	
Libraries	100.00	TOTAL	8,257.93	Cancelled, Abated or Adjusted (1993)	
Other Educational Services	2,000.00	EQUALIZED VALUATION BASIS		Balance December 31, 1993	
STATUTORY EXPENDITURES		FOR NET DEBT COMPUTATION	74,680,837	CURRENT FINANCES DECEMBER 31, 1993	
Pensions & F. I. C. A.	12,768.00	REAL PROPERTY VALUATIONS		ASSETS	
Employee Fringe Benefits	15,000.00	Code Class # of Parcels % VAL'N	ASSESSED VALUATION	Cash Dec. 31, 1993	382,201.05
Other Statutory Expenditures	900.00	1 Vacant Land 92 3.21	2,305,900.00	Taxes Receivable	33,358.95
CETA And Other Public Employment Programs		2 Residential 374 82.71	59,504,700.00	Tax Title Liens	4,545.84
MUNICIPAL FUNCTIONS		3 Farm 18 .49	357,705.00	Foreclosed Property	
CAPITAL IMPROVEMENTS		4a Commercial 33 12.98	9,335,100.00	Emergencies & Other Deferred Charges	14,000.00
DEBT SERVICE		4b Industrial 2 .25	181,000.00	State and Federal Aid Receivable	
Principal Payments		4c Apartments 2 .36	256,000.00	Other Receivables	
Interest Payments		Total 521	71,940,405.00	Total	2,174.00
DEFERRED CHARGES		Land Area .90 Sq. Miles		LIABILITIES, RESERVES, AND SURPLUS	
SCHOOL, COUNTY, SPECIAL DISTRICT TAXES	7,000.00	Net Valuation Taxable-Municipal	72,887,719	Cash Liabilities	196,329.75
RESERVE FOR UNCOLLECTED TAXES	1,333,202.06	Net Valuation Taxable-County	75,891,637	Reserves for Receivables	40,073.79
EXPENDITURES	80,550.00	State Equalized Valuation	73,968,432	Surplus Dec. 31, 1993	199,371.29
TOTAL	1,886,597.70	State Equalization Ratio	98.52	Total	436,279.84

0408

Population 1990 37,492
 Population 1993 34,702
 S & P Rating
 Moody Rating BAA

General Tax Rate Per \$100. 4.46
 State Equalized Tax Rate 4.04

CAMDEN CITY - CAMDEN COUNTY
 Form of Government:
Mayor-Council Plan B (OMCL 50)
 Number of Members on Governing Body - 7

PER CAPITA

Gross Debt 330.61
 Net Debt 506.19
 Debt Service 55.74
 Total Tax Levy 474.16
 Municipal Expenditures 1,109.49

PER CENT

Gross Debt 7.57
 Net Debt 4.68
 Tax Levy Collected 81.91
 Tax Levy Cancelled, Abated or Adjusted 1.63

EXPENDITURES		REVENUES-REAUZED		1993 PROPERTY TAX	
GENERAL GOVERNMENT				STATE EQUALIZED TAX RATE	
Governing Body & Public Boards	578,415.00	1993 Property Taxes Collected	33,077,664.65	Local District School Taxes	1.05 10,375,928.50
Municipal Clerk	254,606.00	1993 Payments in Lieu of Taxes	5,368,411.90	Regional & Consolidated School Tax	
Financial Administration	1,922,900.02	Delinquent Tax & Lien Collections	4,133,925.88	School Taxes in Municipal Budget	
Assessment of Taxes	336,245.00	Business Personalty Replacement Taxes	3,052,369.70	County Taxes	.83 8,222,160.57
Collection of Taxes		Taxes From Public Utilities	5,260,973.08	County Library Taxes	
Planning, Housing & Development	985,953.43	Other Miscellaneous Tax Revenues		Local Municipal Purpose Taxes	2.17 21,472,198.45
Human Resources	6,250,220.08	State Aid Revenues	34,619,660.74	Veteran & Senior Citizen Taxes	674,200.00
Elections	101,220.32	Federal Aid Revenues	250,000.00	Total Taxes for Rate Computation	4.05 40,744,487.52
General Administration (other)	7,230,106.91			Special District Taxes	
JUDICIARY		Sale of Acquired Property		Bank Corp. Taxes	
Municipal Courts	710,584.86	Other Miscellaneous Revenues	14,364,189.12	Added and Omitted Taxes	91,905.12
PUBLIC SAFETY		Total	100,627,195.07	Total Taxes Levied - ABSTRACT	40,162,192.64
Fire Protection	14,200,767.00	Prior Years Surplus Appropriated		Total Taxes Billed	40,383,833.23
Police Protection	11,691,267.95	REVENUES TOTAL	100,627,195.07	1993 TAXES COLLECTED	33,077,664.65
Civil Defense & Disaster Control	52,485.00	Reserve For Uncollected Taxes	10,243,076.87	1993 Taxes Cancelled, Abated or Adjusted	658,652.04
Environmental Inspection & Control	1,437,645.65	CAPITAL OUTLAY TOTAL	1,538,551.20	Transfer to Tax Title Liens or Foreclosed	2,962,048.25
Other Public Safety	36,378.00			Balance Outstanding Dec. 31, 1993	3,685,468.29
PUBLIC WORKS		Public Enterprises	594,937.03	PRIOR YEARS TAXES OUTSTANDING	
Streets and Drainage	1,323,887.91	Recreation-Culture	507,120.74	Balance January 1, 1993	4,179,768.49
Sewers and Sewage Processing	326,148.00	Public Works		Collected in 1993	1,999,300.36
Garbage and Trash Disposal	15,428,551.56	Buildings and Grounds	436,493.43	Cancelled, Abated or Adjusted 1993	1,156,890.24
Public Buildings and Grounds	4,269,799.28	Library and Education		Transfers to Tax Title Liens or Foreclosed	662,076.46
Other Public Works	458,416.00	Conservation		Balance December 31, 1993	361,501.43
HEALTH and WELFARE		All Other		TAX TITLE LIENS OUTSTANDING	
Health Services Except Environmental	719,427.00			Balance January 1, 1993	13,804,587.18
Welfare-Public Assistance	975,204.00	CAPITAL DEBT AUTHORIZED, DECEMBER 31, 1993		Transfer From Taxes	3,687,516.44
Hospital, Clinics, First Aid		ISSUED AND UNISSUED		Redeemed In 1993	2,134,625.52
Animal, Insect, & Rodent Control	60,900.00	School	18,024,000	Cancelled, Abated or Adjusted (1993)	1,071,043.15
Other Welfare Services		Self-Liquidating	8,386,000	Transfer to Foreclosed Property	
RECREATION and CONSERVATION		Other	43,944,200	Balance December 31, 1993	14,286,434.95
Beaches and Boardwalks		Total	70,354,200	PROPERTY ACQUIRED BY DEED OR FORECLOSURE	
Parks, Playgrounds, Shade Trees	16,293.00	ISSUED AND OUTSTANDING		Balance January 1, 1993	22,453,885.88
Land Reclamation & Conservation	43,899.00	School	13,025,000.00	Transfers From Taxes or Liens	
Other Recreational Services	1,193,835.26	Self-Liquidating	2,360,000.00	Sale For Cash (1993)	
EDUCATION (excluding schools)		Other	42,768,000.00	Cancelled, Abated or Adjusted (1993)	
Libraries	600,000.00	Total	58,153,000.00	Balance December 31, 1993	22,453,885.88
Other Educational Services	10,000.00	EQUAUZED VALUATION BASIS FOR NET DEBT COMPUTATION	916,778,560	CURRENT FINANCES DECEMBER 31, 1993	
STATUTORY EXPENDITURES		REAL PROPERTY VALUATIONS		ASSETS	
Pensions & F. I. C. A.	3,682,437.82	Code Class # of Parcels % VAL'N	ASSESSED VALUATION	Cash Dec. 31, 1993	6,361,830.52
Employee Fringe Benefits		1 Vacant Land 3500 1.31	15,174,350.00	Taxes Receivable	4,046,969.72
Other Statutory Expenditures		2 Residential 21379 61.39	515,116,319.00	Tax Title Liens	14,286,434.95
CETA And Other Public Employment Programs		3 Farm		Foreclosed Property	22,453,885.88
MUNICIPAL FUNCTIONS TOTAL	74,907,594.05	4a Commercial 1695 21.04	176,520,733.00	Emergencies & Other Deferred Charges	352,225.76
CAPITAL IMPROVEMENTS *MEMO*	100,000.00	4b Industrial 127 9.92	83,249,437.00	State and Federal Aid Receivable	127,015.16
DEBT SERVICE		4c Apartments 136 5.34	49,013,000.00	Other Receivables	4,701,809.33
Principal Payments	2,710,000.00	Total 26837	339,773,838.00	Total	52,330,171.32
Interest Payments	2,011,493.39	Land Area 3.58 Sq. Miles		LIABILITIES, RESERVES, AND SURPLUS	
DEFERRED CHARGES	4,019,245.04	Net Valuation Taxable-Municipal	893,794,205	Cash Liabilities	6,217,096.62
SCHOOL, COUNTY, SPECIAL DISTRICT TAXES	18,598,039.07	Net Valuation Taxable-County	1,051,550,138	Reserves for Receivables	45,489,899.83
RESERVE FOR UNCOLLECTED TAXES	10,243,076.87	State Equalized Valuation	985,152,329	Surplus Dec. 31, 1993	623,974.32
EXPENDITURES TOTAL	112,489,498.42	State Equalization Ratio	90.67	Total	52,330,171.32

0502

Population 1990 4,668
 Population 1993 4,442
 S & P Rating
 Moody Rating AAA

General Tax Rate Per \$100. 1.47
 State Equalized Tax Rate 1.41

CAPE MAY CITY - CAPE MAY COUNTY

Form of Government:

Council-Manager (1923)

Number of Members on Governing Body - 3

PER CAPITA:

Gross Debt 4,457.67
 Net Debt 3,306.55
 Debt Service 305.39
 Total Tax Levy 2,526.54
 Municipal Expenditures 1,763.14

PER CENT

Gross Debt 2.54
 Net Debt 2.17
 Tax Levy Collected 94.81
 Tax Levy Cancelled, Abated or Adjusted .47

EXPENDITURES		REVENUES-REALIZED		1993 PROPERTY TAX	
GENERAL GOVERNMENT		1993 Property Taxes Collected		STATE EQUALIZED TAX RATE	
Governing Body & Public Boards	137,750.96	1993 Payments in Lieu of Taxes	10,674,462.34	Local District School Taxes	.21 1,713,293.00
Municipal Clerk	82,611.00	Delinquent Tax & Lien Collections	465,342.49	Regional & Consolidated School Tax	.36 2,890,775.70
Financial Administration	42,124.00	Business Personalty Replacement Taxes	108,826.36	School Taxes in Municipal Budget	
Assessment of Taxes	54,524.00	Taxes From Public Utilities	304,357.00	County Taxes	.40 * 3,162,623.95
Collection of Taxes	34,900.00	Other Miscellaneous Tax Revenues	107,157.24	County Library Taxes	.02 197,300.83
Planning, Housing & Development	40,424.00	State Aid Revenues	245,760.75	Local Municipal Purpose Taxes	.41 3,244,172.80
Human Resources		Federal Aid Revenues		Veteran & Senior Citizen Taxes	
Elections				Total Taxes for Rate Computation	1.40 11,252,616.28
General Administration (other)	451,157.00			Special District Taxes	
JUDICIARY				Bank Corp. Taxes	
Municipal Courts	118,958.00	Sale of Acquired Property	2,587,044.91	Added and Omitted Taxes	14,730.82
PUBLIC SAFETY		Other Miscellaneous Revenues	16,492,951.09	Total Taxes Levied - ABSTRACT	11,222,897.10
Fire Protection	592,090.00		Total	Total Taxes Billed	11,258,682.98
Police Protection	1,055,384.00	Prior Years Surplus Appropriated	1,000,000.00	1993 TAXES COLLECTED	10,674,462.34
Civil Defense & Disaster Control	12,065.00	REVENUES	15,492,951.09	1993 Taxes Cancelled, Abated or Adjusted	52,811.22
Environmental Inspection & Control	118,922.00	Reserve For Uncollected Taxes	894,291.31	Transfer to Tax Title Liens or Foreclosed	36,216.39
Other Public Safety				Balance Outstanding Dec. 31, 1993	495,193.03
PUBLIC WORKS		CAPITAL OUTLAY	TOTAL 1,524,688.24	PRIOR YEARS TAXES OUTSTANDING	
Streets and Drainage	660,858.00	Public Enterprises	252,489.37	Balance January 1, 1993	684,825.15
Sewers and Sewage Processing	204,896.08	Recreation-Culture	160,685.66	Collected in 1993	444,945.52
Garbage and Trash Disposal	38,600.00	Public Works		Cancelled, Abated or Adjusted 1993	9,587.57
Public Buildings and Grounds	538,735.00	Buildings and Grounds	1,111,513.21	Transfers to Tax Title Liens or Foreclosed	
Other Public Works		Library and Education		Balance December 31, 1993	230,292.06
HEALTH and WELFARE		Conservation		TAX TITLE LIENS OUTSTANDING	
Health Services Except Environmental	42,920.00	All Other		Balance January 1, 1993	151,036.54
Welfare-Public Assistance	6,774.00			Transfer From Taxes	36,216.39
Hospital, Clinics, First Aid		CAPITAL DEBT AUTHORIZED, DECEMBER 31, 1993		Redeemed In 1993	20,396.97
Animal, Insect, & Rodent Control	6,500.00	ISSUED AND UNISSUED		Cancelled, Abated or Adjusted (1993)	
Other Welfare Services		School	394,631	Transfer to Foreclosed Property	
RECREATION and CONSERVATION		Self-Liquidating	5,725,983	Balance December 31, 1993	166,855.96
Beaches and Boardwalks	373,685.04	Other	13,680,373	PROPERTY ACQUIRED BY DEED OR	
Parks, Playgrounds, Shade Trees	11,600.00	Total	19,800,987	FORECLOSURE	
Land Reclamation & Conservation	11,150.00			Balance January 1, 1993	99,573.00
Other Recreational Services	9,000.00	ISSUED AND OUTSTANDING		Transfers From Taxes or Liens	
EDUCATION (excluding schools)		School	394,631.32	Sale For Cash (1993)	
Libraries	75,670.00	Self-Liquidating	5,709,733.22	Cancelled, Abated or Adjusted (1993)	
Other Educational Services	99,072.00	Other	12,790,223.36	Balance December 31, 1993	99,573.00
STATUTORY EXPENDITURES		Total	18,894,587.90	CURRENT FINANCES DECEMBER 31, 1993	
Pensions & F. I. C. A.	320,886.14	EQUALIZED VALUATION BASIS		ASSETS	
Employee Fringe Benefits	390,000.00	FOR NET DEBT COMPUTATION	780,847,064	Cash Dec. 31, 1993	2,640,099.97
Other Statutory Expenditures		REAL PROPERTY VALUATIONS		Taxes Receivable	725,485.09
CETA And Other Public Employment Programs		Code Class # of Parcels % VAL'N	ASSESSED VALUATION	Tax Title Liens	166,855.96
MUNICIPAL FUNCTIONS	5,531,256.22	1 Vacant Land 225 2.96	22,563,300.00	Foreclosed Property	99,573.00
CAPITAL IMPROVEMENTS	40,000.00	2 Residential 2955 67.90	517,945,800.00	Emergencies & Other Deferred Charges	162,296.82
DEBT SERVICE		3 Farm 265 21.73	165,149,500.00	State and Federal Aid Receivable	
Principal Payments	631,734.13	4a Commercial 265 21.73	165,149,500.00	Other Receivables	73,645.51
Interest Payments	677,018.27	4b Industrial 123 7.36	55,145,600.00	Total	3,867,956.35
DEFERRED CHARGES	47,568.71	4c Apartments 123 7.36	55,145,600.00	LIABILITIES, RESERVES, AND SURPLUS	
SCHOOL, COUNTY, SPECIAL DISTRICT TAXES	7,963,993.48	Total 3573	762,804,200.00	Cash Liabilities	1,338,544.57
RESERVE FOR UNCOLLECTED TAXES	894,291.31	Land Area 2.54 Sq. Miles		Reserves for Receivables	1,105,559.56
EXPENDITURES	15,795,362.12	Net Valuation Taxable-Municipal	764,894,705	Surplus Dec. 31, 1993	1,423,852.22
		Net Valuation Taxable-County	735,073,154	Total	3,867,956.35
		State Equalized Valuation	797,672,691		
		State Equalization Ratio	95.88		

1997, 1999

*Includes County Health Services Taxes, County Vocational School Taxes, or County Open Space Tax See Table 13

Population 1990	243	
Population 1993	255	
S & P Rating		General Tax Rate Per \$100. .72
Moody Rating		State Equalized Tax Rate .79

CAPE MAY POINT BORO. - CAPE MAY CO.

Form of Government:

Commission (1911)

Number of Members on Governing Body - 3

PER CAPITA

Gross Debt	3,321.73
Net Debt	6,900.64
Debt Service	227.13
Total Tax Levy	4,433.56
Municipal Expenditures	2,331.36

PER CENT.

Gross Debt	2.43
Net Debt	1.28
Tax Levy Collected	92.33
Tax Levy Cancelled, Abated or Adjusted	1.50

EXPENDITURES		REVENUES-REALIZED		1993 PROPERTY TAX	
GENERAL GOVERNMENT				STATE EQUALIZED TAX RATE .05	
Governing Body & Public Boards	11,250.00	1993 Property Taxes Collected	1,051,781.29	Local District School Taxes	76,457.00
Municipal Clerk	37,650.00	1993 Payments in Lieu of Taxes	1,745.13	Regional & Consolidated School Tax	
Financial Administration	9,350.00	Delinquent Tax & Lien Collections	65,749.27	School Taxes in Municipal Budget	
Assessment of Taxes	10,850.00	Business Personality Replacement Taxes	235.92	County Taxes	* 546,013.25
Collection of Taxes	4,400.00	Taxes From Public Utilities	23,153.00	County Library Taxes	.02 34,062.56
Planning, Housing & Development	26,068.00	Other Miscellaneous Tax Revenues		Local Municipal Purpose Taxes	.33 470,435.91
Human Resources	300.00	State Aid Revenues	10,902.00	Veteran & Senior Citizen Taxes	.78 6,200.00
Elections	83,250.00	Federal Aid Revenues		Total Taxes for Rate Computation	1,133,168.72
General Administration (other)				Special District Taxes	
JUDICIARY	12,500.00	Sale of Acquired Property		Bank Corp. Taxes	
Municipal Courts		Other Miscellaneous Revenues	* 111,031.21	Added and Omitted Taxes	3,589.62
PUBLIC SAFETY		Total	1,264,597.82	Total Taxes Levied - ABSTRACT	1,130,558.34
Fire Protection	9,500.00	Prior Years Surplus Appropriated	97,191.22	Total Taxes Billed	1,132,433.49
Police Protection	116,422.00	REVENUES TOTAL	1,361,789.04	1993 TAXES COLLECTED	1,051,781.29
Civil Defense & Disaster Control	700.00	Reserve For Uncollected Taxes	67,625.55	1993 Taxes Cancelled, Abated or Adjusted	18,070.37
Environmental Inspection & Control	27,400.00	CAPITAL OUTLAY TOTAL	314,658.10	Transfer to Tax Title Liens or Foreclosed	7,320.11
Other Public Safety				Balance Outstanding Dec. 31, 1993	55,261.72
PUBLIC WORKS				PRIOR YEARS TAXES OUTSTANDING	
Streets and Drainage	22,634.00	Public Enterprises	55,031.24	Balance January 1, 1993	65,569.71
Sewers and Sewage Processing	13,000.00	Recreation-Culture	87,780.17	Collected in 1993	56,151.14
Garbage and Trash Disposal	66,000.00	Public Works	165,546.69	Cancelled, Abated or Adjusted 1993	
Public Buildings and Grounds	13,000.00	Buildings and Grounds	6,300.00	Transfers to Tax Title Liens or Foreclosed	924.40
Other Public Works	20,550.00	Library and Education		Balance December 31, 1993	8,494.17
HEALTH and WELFARE		Conservation		TAX TITLE LIENS OUTSTANDING	
Health Services Except Environmental	575.00	All Other		Balance January 1, 1993	11,443.85
Welfare-Public Assistance	500.00	CAPITAL DEBT AUTHORIZED, DECEMBER 31, 1993		Transfer From Taxes	8,458.39
Hospital, Clinics, First Aid		ISSUED AND UNISSUED		Redeemed In 1993	9,598.13
Animal, Insect, & Rodent Control	200.00	School		Cancelled, Abated or Adjusted (1993)	
Other Welfare Services		Self-Liquidating	2,639,357	Transfer to Foreclosed Property	
RECREATION and CONSERVATION		Other	758,183	Balance December 31, 1993	10,304.11
Beaches and Boardwalks	89,403.50	Total	3,397,541	PROPERTY ACQUIRED BY DEED OR FORECLOSURE	
Parks, Playgrounds, Shade Trees	1,000.00	ISSUED AND OUTSTANDING		Balance January 1, 1993	13,575.00
Land Reclamation & Conservation	500.00	School		Transfers From Taxes or Liens	
Other Recreational Services		Self-Liquidating	1,763,132.37	Sale For Cash (1993)	
EDUCATION (excluding schools)		Other	257,450.00	Cancelled, Abated or Adjusted (1993)	
Libraries		Total	2,020,582.37	Balance December 31, 1993	13,575.00
Other Educational Services		EQUALIZED VALUATION BASIS		CURRENT FINANCES DECEMBER 31, 1993	
STATUTORY EXPENDITURES		FOR NET DEBT COMPUTATION	137,141,896	ASSETS	
Pensions & F. I. C. A.	13,000.00	REAL PROPERTY VALUATIONS		Cash Dec. 31, 1993	287,977.18
Employee Fringe Benefits		Code Class # of Parcels % VAL'N	ASSESSED VALUATION	Taxes Receivable	63,755.39
Other Statutory Expenditures		1 Vacant Land 124 12.36	19,365,500.00	Tax Title Liens	10,304.11
CETA And Other Public Employment Programs		2 Residential 542 87.04	136,383,400.00	Foreclosed Property	13,575.00
MUNICIPAL FUNCTIONS TOTAL	590,052.50	3 Farm		Emergencies & Other Deferred Charges	12,800.00
CAPITAL IMPROVEMENTS *ME 40*	15,000.00	4a Commercial 2 .60	934,800.00	State and Federal Aid Receivable	
DEBT SERVICE		4b Industrial		Other Receivables	
Principal Payments	50,000.00	4c Apartments		Total	388,412.18
Interest Payments	7,917.63	Total	156,683,700.00	LIABILITIES, RESERVES, AND SURPLUS	
DEFERRED CHARGES	6,400.00	Land Area .30 Sq. Miles		Cash Liabilities	143,724.47
SCHOOL, COUNTY, SPECIAL DISTRICT TAXES	656,532.81	Net Valuation Taxable-Municipal	156,749,148	Reserves for Receivables	87,635.00
RESERVE FOR UNCOLLECTED TAXES	57,625.55	Net Valuation Taxable-County	137,019,322	Surplus Dec. 31, 1993	157,052.71
EXPENDITURES TOTAL	1,378,529.49	State Equalized Valuation	142,673,712	Total	388,412.18
		State Equalization Ratio	109.87		

*Includes County Health Services Taxes, County Vocational School Taxes, or County Open Space Tax See Table 13

0205

Population 1990 **5,510**
 Population 1993 **5,483**
 S & P Rating
 Moody Rating **AAA**

General Tax Rate Per \$100. **1.67**
 State Equalized Tax Rate **1.46**

CARLSTADT BOROUGH - BERGEN COUNTY

Form of Government:

Borough Council

Number of Members on Governing Body - 6

PER CAPITA

Gross Debt **1,038.36**
 Net Debt **1,032.25**
 Debt Service **326.06**
 Total Tax Levy **3,423.67**
 Municipal Expenditures **2,336.03**

PER CENT:

Gross Debt **.41**
 Net Debt **.40**
 Tax Levy Collected **98.89**
 Tax Levy Cancelled, Abated
 or Adjusted **.60**

EXPENDITURES		REVENUES-REALIZED		1993 PROPERTY TAX	
GENERAL GOVERNMENT				STATE EQUALIZED TAX RATE	
Governing Body & Public Boards		1993 Property Taxes Collected	16,732,816.00	Local District School Taxes	4,246,306.00
Municipal Clerk	110,254.00	1993 Payments in Lieu of Taxes		Regional & Consolidated School Tax	3,029,528.29
Financial Administration	112,528.00	Delinquent Tax & Lien Collections	643,168.00	School Taxes in Municipal Budget	
Assessment of Taxes	713,459.00	Business Personalty Replacement Taxes	349,086.00	County Taxes	2,945,271.73
Collection of Taxes	35,344.00	Taxes From Public Utilities	1,013,245.00	County Library Taxes	
Planning, Housing & Development	6,055.00	Other Miscellaneous Tax Revenues		Local Municipal Purpose Taxes	8,543,017.00
Human Resources	139,272.00	State Aid Revenues	1,614,070.00	Veteran & Senior Citizen Taxes	81,350.00
Elections	2,588.00	Federal Aid Revenues		Total Taxes for Rate Computation	18,845,973.02
General Administration (other)	511,161.00			Special District Taxes	
JUDICIARY		Sale of Acquired Property		Bank Corp. Taxes	
Municipal Courts	84,801.00	Other Miscellaneous Revenues	893,089.00	Added and Omitted Taxes	7,343.00
PUBLIC SAFETY		Total	21,245,476.00	Total Taxes Levied - ABSTRACT	18,771,966.02
Fire Protection	340,090.00	Prior Years Surplus Appropriated	225,000.00	Total Taxes Billed	18,824,577.00
Police Protection	1,980,672.00	REVENUES	21,470,476.00	1993 TAXES COLLECTED	16,732,816.00
Civil Defense & Disaster Control	7,873.00	Reserve For Uncollected Taxes	1,800,000.00	1993 Taxes Cancelled, Abated or Adjusted	112,805.00
Environmental Inspection & Control	80,695.00	CAPITAL OUTLAY	461,130.00	Transfer to Tax Title Liens or Foreclosed	167,708.00
Other Public Safety		Total		Balance Outstanding Dec. 31, 1993	1,811,248.00
PUBLIC WORKS		Public Enterprises		PRIOR YEARS TAXES OUTSTANDING	
Streets and Drainage	423,994.00	Recreation-Culture		Balance January 1, 1993	645,712.00
Sewers and Sewage Processing	1,168,251.00	Public Works	231,682.00	Collected in 1993	572,632.00
Garbage and Trash Disposal	523,102.00	Buildings and Grounds	229,448.00	Cancelled, Abated or Adjusted 1993	16,998.00
Public Buildings and Grounds	1,058,512.00	Library and Education		Transfers to Tax Title Liens or Foreclosed	45,413.00
Other Public Works	141,883.00	Conservation		Balance December 31, 1993	10,669.00
HEALTH and WELFARE		All Other		TAX TITLE LIENS OUTSTANDING	
Health Services Except Environmental	66,476.00	CAPITAL DEBT AUTHORIZED, DECEMBER 31, 1993		Balance January 1, 1993	431,757.00
Welfare-Public Assistance	10,950.00	ISSUED AND UNISSUED		Transfer From Taxes	221,005.00
Hospital, Clinics, First Aid		GROSS DEBT		Redeemed In 1993	70,536.00
Animal, Insect, & Rodent Control	4,426.00	NET DEBT		Cancelled, Abated or Adjusted (1993)	2,538.00
Other Welfare Services		School		Transfer to Foreclosed Property	
RECREATION and CONSERVATION		Self-Liquidating		Balance December 31, 1993	579,688.00
Beaches and Boardwalks		Other	5,495,320	PROPERTY ACQUIRED BY DEED OR	
Parks, Playgrounds, Shade Trees		Total	5,495,320	FORECLOSURE	
Land Reclamation & Conservation	69,651.00	ISSUED AND OUTSTANDING		Balance January 1, 1993	300.00
Other Recreational Services	130,997.00	School		Transfers From Taxes or Liens	
EDUCATION (excluding schools)		Self-Liquidating		Sale For Cash (1993)	
Libraries	497,568.00	Other	4,839,608.00	Cancelled, Abated or Adjusted (1993)	
Other Educational Services		Total	4,839,608.00	Balance December 31, 1993	300.00
STATUTORY EXPENDITURES		EQUALIZED VALUATION BASIS		CURRENT FINANCES DECEMBER 31, 1993	
Pensions & F. I. C. A.	391,200.00	FOR NET DEBT COMPUTATION	1,386,463,678	ASSETS	
Employee Fringe Benefits	567,402.00	REAL PROPERTY VALUATIONS		Cash Dec. 31, 1993	3,079,085.00
Other Statutory Expenditures	10,000.00	Code Class # of Parcels % VAL'N		Taxes Receivable	1,821,917.00
CETA And Other Public Employment Programs		1 Vacant Land 162 11.29	126,900,400.00	Tax Title Liens	579,688.00
MUNICIPAL FUNCTIONS		2 Residential 1507 19.78	222,231,100.00	Foreclosed Property	300.00
CAPITAL IMPROVEMENTS	75,000.00	3 Farm 1 17.30	17,300.00	Emergencies & Other Deferred Charges	549,191.00
DEBT SERVICE		4a Commercial 145 12.49	140,348,300.00	State and Federal Aid Receivable	365,748.00
Principal Payments	1,406,283.00	4b Industrial 289 55.97	629,005,000.00	Other Receivables	214,759.00
Interest Payments	370,547.00	4c Apartments 14 .47	5,235,700.00	Total	6,610,688.00
DEFERRED CHARGES	42,400.00	Total 2118	1,123,737,800.00	LIABILITIES, RESERVES, AND SURPLUS	
SCHOOL, COUNTY, SPECIAL DISTRICT TAXES	10,221,606.02	Land Area 4.20 Sq. Miles		Cash Liabilities	3,750,238.00
RESERVE FOR UNCOLLECTED TAXES	1,800,000.00	Net Valuation Taxable-Municipal	1,126,780,480	Reserves for Receivables	2,616,664.00
EXPENDITURES	23,030,040.02	Net Valuation Taxable-County	1,157,044,761	Surplus Dec. 31, 1993	243,786.00
TOTAL		State Equalized Valuation	1,290,699,148	Total	6,610,688.00
		State Equalization Ratio	87.27		

1713

Population 1990 8,443
 Population 1993 8,279
 S & P Rating
 Moody Rating

General Tax Rate Per \$100. 2.06
 State Equalized Tax Rate 2.21

CARNEYS POINT TWP. - SALEM COUNTY

Form of Government:

Township Committee

Number of Members on Governing Body - 5

PER CAPITA

Gross Debt 747.95
 Net Debt 214.35
 Debt Service 37.23
 Total Tax Levy 712.29
 Municipal Expenditures 303.95

PER CENT:

Gross Debt 2.37
 Net Debt .68
 Tax Levy Collected 37.99
 Tax Levy Cancelled, Abated
 or Adjusted .65

EXPENDITURES		REVENUES-REALIZED		1993 PROPERTY TAX	
GENERAL GOVERNMENT				STATE EQUALIZED TAX RATE	
Governing Body & Public Boords	22,000.00	1993 Property Taxes Collected	5,198,690.06	Local District School Taxes	
Municipal Clerk	36,200.00	1993 Payments in Lieu of Taxes	21,535.10	Regional & Consolidated School Tax	1.43 3,818,093.84
Financial Administration	123,500.00	Delinquent Tax & Lien Collections	611,230.41	School Taxes in Municipal Budget	
Assessment of Taxes	40,400.00	Business Personality Replacement Taxes	276,991.52	County Taxes	.77 2,063,200.14
Collection of Taxes	50,500.00	Taxes From Public Utilities	467,809.00	County Library Taxes	
Planning, Housing & Development	23,650.00	Other Miscellaneous Tax Revenues		Local Municipal Purpose Taxes	
Human Resources	121,021.28	State Aid Revenues	477,019.58	Veteran & Senior Citizen Taxes	80,950.00
Elections		Federal Aid Revenues	1,878.00	Total Taxes for Rate Computation	2.20 5,952,243.98
General Administration (other)	392,045.00			Special District Taxes	
JUDICIARY		Sale of Acquired Property		Bank Corp. Taxes	
Municipal Courts	134,881.48	Other Miscellaneous Revenues	2,792,423.17	Added and Omitted Taxes	15,774.47
PUBLIC SAFETY		Total	9,847,576.84	Total Taxes Levied - ABSTRACT	5,897,068.45
Fire Protection	88,262.56	Prior Years Surplus Appropriated	475,000.00	Total Taxes Billed	5,908,349.88
Police Protection	1,082,427.00	REVENUES TOTAL	10,322,576.84	1993 TAXES COLLECTED	5,198,690.06
Civil Defense & Disaster Control	15,180.00	Reserve For Uncollected Taxes	802,032.57	1993 Taxes Cancelled, Abated or Adjusted	38,201.21
Environmental Inspection & Control	159,000.00			Transfer to Tax Title Liens or Foreclosed	5,541.08
Other Public Safety		CAPITAL OUTLAY TOTAL	720,177.19	Balance Outstanding Dec. 31, 1993	616,017.53
PUBLIC WORKS				PRIOR YEARS TAXES OUTSTANDING	
Streets and Drainage	473,878.00	Public Enterprises		Balance January 1, 1993	654,248.83
Sewers and Sewage Processing	101,271.74	Recreation-Culture		Collected in 1993	561,612.12
Garbage and Trash Disposal	253,028.26	Public Works	325,766.79	Cancelled, Abated or Adjusted 1993	12,036.78
Public Buildings and Grounds	90,700.00	Buildings and Grounds	394,410.40	Transfers to Tax Title Liens or Foreclosed	61,750.44
Other Public Works		Library and Education		Balance December 31, 1993	18,849.49
HEALTH and WELFARE		Conservation		TAX TITLE LIENS OUTSTANDING	
Health Services Except Environmental	11,300.00	All Other		Balance January 1, 1993	209,035.07
Welfare-Public Assistance	9,525.00			Transfer From Taxes	137,056.32
Hospital, Clinics, First Aid	3,210.00	CAPITAL DEBT AUTHORIZED, DECEMBER 31, 1993		Redeemed In 1993	49,618.29
Animal, Insect, & Rodent Control	14,310.00	ISSUED AND UNISSUED		Cancelled, Abated or Adjusted (1993)	
Other Welfare Services		School	4,417,688	Transfer to Foreclosed Property	
RECREATION and CONSERVATION		Self-Liquidating		Balance December 31, 1993	296,473.10
Beaches and Boardwalks		Other	1,774,590	PROPERTY ACQUIRED BY DEED OR FORECLOSURE	
Parks, Playgrounds, Shade Trees	4,600.00	Total	6,192,273	Balance January 1, 1993	539,950.00
Land Reclamation & Conservation	1,834,134.59	ISSUED AND OUTSTANDING		Transfers From Taxes or Liens	
Other Recreational Services	16,700.00	School	4,415,457.03	Sale For Cash (1993)	
EDUCATION (excluding schools)		Self-Liquidating		Cancelled, Abated or Adjusted (1993)	
Libraries	9,000.00	Other	1,641,809.04	Balance December 31, 1993	539,950.00
Other Educational Services		Total	6,057,266.07	CURRENT FINANCES DECEMBER 31, 1993	
STATUTORY EXPENDITURES		EQUALIZED VALUATION BASIS FOR NET DEBT COMPUTATION	261,318,655	ASSETS	
Pensions & F. I. C. A.	84,200.00	REAL PROPERTY VALUATIONS		Cash Dec. 31, 1993	1,600,865.48
Employee Fringe Benefits	340,000.00	Code Class # of Parcels %VAL'N		Taxes Receivable	634,867.02
Other Statutory Expenditures	20,000.00	1 Vacant Land 539 4.33		Tax Title Liens	296,473.10
CETA And Other Public Employment Programs		2 Residential 2337 63.29		Foreclosed Property	539,950.00
MUNICIPAL FUNCTIONS TOTAL	5,554,924.91	3 Farm 247 3.61		Emergencies & Other Deferred Charges	90,713.94
CAPITAL IMPROVEMENTS *MEMO*	108,215.82	4a Commercial 164 13.66		State and Federal Aid Receivable	
DEBT SERVICE		4b Industrial 15 5.64		Other Receivables	46,205.38
Principal Payments	249,615.00	4c Apartments 10 8.46		Total	3,209,074.92
Interest Payments	58,575.07	Total 3312		LIABILITIES, RESERVES, AND SURPLUS	
DEFERRED CHARGES	32,136.52	Land Area 17.90 Sq. Miles		Cash Liabilities	853,023.31
SCHOOL, COUNTY, SPECIAL DISTRICT TAXES	5,881,293.98	Net Valuation Taxable-Municipal	285,047,350	Reserves for Receivables	1,517,495.50
RESERVE FOR UNCOLLECTED TAXES	802,032.57	Net Valuation Taxable-County	270,209,889	Surplus Dec. 31, 1993	838,550.61
EXPENDITURES TOTAL	12,578,629.05	State Equalized Valuation	267,143,600	Total	3,209,074.92
		State Equalization Ratio	107.12		

1201

Population 1990 19,025
 Population 1993 19,178
 S & P Rating
 Moody Rating AAA

General Tax Rate Per \$100 2.37
 State Equalized Tax Rate 2.43

CARTERET BOROUGH - MIDDLESEX CO.

Form of Government:

Borough Council

Number of Members on Governing Body - 6

PER CAPITA

Gross Debt 1,153.44
 Net Debt 1,153.44
 Debt Service 103.38
 Total Tax Levy 1,290.08
 Municipal Expenditures 1,072.28

PER CENT

Gross Debt 2.11
 Net Debt 2.11
 Tax Levy Collected 94.95
 Tax Levy Cancelled, Abated or Adjusted .77

EXPENDITURES		REVENUES-REALIZED		1993 PROPERTY TAX	
GENERAL GOVERNMENT		1993 Property Taxes Collected		STATE EQUALIZED TAX RATE	
Governing Body & Public Boards			23,507,369.31	Local District School Taxes 1.30	
Municipal Clerk		1993 Payments in Lieu of Taxes		Regional & Consolidated School Tax	
Financial Administration	31,000.00	Delinquent Tax & Lien Collections	1,490,508.91	School Taxes in Municipal Budget	
Assessment of Taxes	57,000.00	Business Personalty Replacement Taxes	993,875.92	County Taxes .45	
Collection of Taxes	231,000.00	Taxes From Public Utilities	1,343,486.00	County Library Taxes	
Planning, Housing & Development	35,950.00	Other Miscellaneous Tax Revenues		Local Municipal Purpose Taxes .68	
Human Resources	357,312.00	State Aid Revenues	2,252,634.52	Veteran & Senior Citizen Taxes	
Elections	15,850.00	Federal Aid Revenues		Total Taxes for Rate Computation 2.43	
General Administration (other)	1,468,429.80			Special District Taxes	
JUDICIARY				Bank Corp. Taxes	
Municipal Courts	260,965.00	Sale of Acquired Property		Added and Omitted Taxes	
PUBLIC SAFETY		Other Miscellaneous Revenues	6,202,599.18	Total Taxes Levied - ABSTRACT	
Fire Protection	1,391,536.00	Total	35,690,973.84	Total Taxes Billed	
Police Protection	3,159,516.23	Prior Years Surplus Appropriated	1,985,150.00	1993 TAXES COLLECTED	
Civil Defense & Disaster Control	14,500.00	REVENUES TOTAL	37,676,123.84	1993 Taxes Cancelled, Abated or Adjusted	
Environmental Inspection & Control	180,000.00	Reserve For Uncollected Taxes	1,500,000.00	Transfer to Tax Title Liens or Foreclosed	
Other Public Safety		CAPITAL OUTLAY TOTAL	1,733,978.85	Balance Outstanding Dec. 31, 1993	
PUBLIC WORKS				PRIOR YEARS TAXES OUTSTANDING	
Streets and Drainage	1,004,847.00	Public Enterprises		Balance January 1, 1993	
Sewers and Sewage Processing	3,463,150.00	Recreation-Culture		Collected in 1993	
Garbage and Trash Disposal	1,092,000.00	Public Works	1,128,013.99	Cancelled, Abated or Adjusted 1993	
Public Buildings and Grounds	314,000.00	Buildings and Grounds	605,964.86	Transfers to Tax Title Liens or Foreclosed	
Other Public Works		Library and Education		Balance December 31, 1993	
HEALTH and WELFARE		Conservation		TAX TITLE LIENS OUTSTANDING	
Health Services Except Environmental	203,943.52	All Other		Balance January 1, 1993	
Welfare-Public Assistance	85,400.00			Transfer From Taxes	
Hospital, Clinics, First Aid		CAPITAL DEBT AUTHORIZED, DECEMBER 31, 1993		Redeemed In 1993	
Animal, Insect, & Rodent Control	8,800.00	ISSUED AND UNISSUED GROSS DEBT NET DEBT		Cancelled, Abated or Adjusted (1993)	
Other Welfare Services		School		Transfer to Foreclosed Property	
RECREATION and CONSERVATION		Self-Liquidating		Balance December 31, 1993	
Beaches and Boardwalks		Other	22,120,606	PROPERTY ACQUIRED BY DEED OR	
Parks, Playgrounds, Shade Trees	352,000.00	Total	22,120,606	FORECLOSURE	
Land Reclamation & Conservation	136,386.74	ISSUED AND OUTSTANDING		Balance January 1, 1993	
Other Recreational Services	239,750.00	School		Transfers From Taxes or Liens	
EDUCATION (excluding schools)		Self-Liquidating		Sale For Cash (1993)	
Libraries	392,721.65	Other	18,820,000.00	Cancelled, Abated or Adjusted (1993)	
Other Educational Services		Total	18,820,000.00	Balance December 31, 1993	
STATUTORY EXPENDITURES		EQUALIZED VALUATION BASIS		CURRENT FINANCES DECEMBER 31, 1993	
Pensions & F. I. C. A.	874,000.00	FOR NET DEBT COMPUTATION	1,048,546,598	ASSETS	
Employee Fringe Benefits	1,599,500.00	REAL PROPERTY VALUATIONS		Cash Dec. 31, 1993	
Other Statutory Expenditures	15,000.00	Code Class # of Parcels % VAL'N		Taxes Receivable	
CETA And Other Public Employment Programs		1 Vacant Land 293 2.96	30,752,200.00	Tax Title Liens	
MUNICIPAL FUNCTIONS		2 Residential 4990 62.47	648,263,500.00	Foreclosed Property	
CAPITAL IMPROVEMENTS	17,034,606.94	3 Farm		Emergencies & Other Deferred Charges	
DEBT SERVICE		4a Commercial 222 10.35	112,567,000.00	State and Federal Aid Receivable	
Principal Payments	1,130,000.00	4b Industrial 107 23.02	238,392,300.00	Other Receivables	
Interest Payments	812,275.33	4c Apartments 10 .70	7,284,500.00	Total	
DEFERRED CHARGES	37,252.50	Total	1,037,760,000.00	LIABILITIES, RESERVES, AND SURPLUS	
SCHOOL, COUNTY, SPECIAL DISTRICT TAXES	17,808,672.41	Land Area 4.30 Sq. Miles		Cash Liabilities	
RESERVE FOR UNCOLLECTED TAXES	1,500,000.00	Net Valuation Taxable-Municipal	1,043,525,649	Reserves for Receivables	
EXPENDITURES TOTAL	38,372,307.18	Net Valuation Taxable-County	1,053,878,294	Surplus Dec. 31, 1993	
		State Equalized Valuation	1,019,303,127	Total	
		State Equalization Ratio	102.39		

0704

Population 1990 12,053
 Population 1993 12,087
 S & P Rating
 Moody Rating A

General Tax Rate Per \$100.

5.46

State Equalized Tax Rate

1.32

CEDAR GROVE TOWNSHIP - ESSEX CO.

Form of Government:

Council-Manager Plan B (OMCL 50)

Number of Members on Governing Body - 5

PER CAPITA:

Gross Debt 991.42
 Net Debt 193.57
 Debt Service 13.17
 Total Tax Levy 1,541.88
 Municipal Expenditures 531.07

PER CENT

Gross Debt 1.19
 Net Debt .23
 Tax Levy Collected 95.26
 Tax Levy Cancelled, Abated or Adjusted 1.10

EXPENDITURES		REVENUES-REALIZED		1993 PROPERTY TAX	
GENERAL GOVERNMENT		1993 Property Taxes Collected		STATE EQUALIZED TAX RATE	
Governing Body & Public Boards	5,485.00	1993 Payments in Lieu of Taxes		Local District School Taxes	9,923,000.00
Municipal Clerk	85,044.00	Delinquent Tax & Lien Collections		Regional & Consolidated School Tax	
Financial Administration	120,144.00	Business Personality Replacement Taxes		School Taxes in Municipal Budget	
Assessment of Taxes	43,765.00	Taxes From Public Utilities		County Taxes	6,725,707.56
Collection of Taxes	43,412.00	Other Miscellaneous Tax Revenues		County Library Taxes	
Planning, Housing & Development	79,332.00	State Aid Revenues		Local Municipal Purpose Taxes	1,947,271.24
Human Resources	79,979.50	Federal Aid Revenues		Veteran & Senior Citizen Taxes	85,350.00
Elections	20,733.00	Sale of Acquired Property		Total Taxes for Rate Computation	18,681,328.80
General Administration (other)	425,167.00	Other Miscellaneous Revenues		Special District Taxes	
JUDICIARY		Total		Bank Corp. Taxes	
Municipal Courts	130,775.00	Prior Years Surplus Appropriated		Added and Omitted Taxes	40,677.20
PUBLIC SAFETY		REVENUES TOTAL		Total Taxes Levied - ABSTRACT	18,636,656.00
Fire Protection	189,914.90	Reserve For Uncollected Taxes		Total Taxes Billed	19,446,525.54
Police Protection	1,836,130.75	CAPITAL OUTLAY TOTAL		1993 TAXES COLLECTED	18,524,989.87
Civil Defense & Disaster Control	23,464.00	Public Enterprises		1993 Taxes Cancelled, Abated or Adjusted	19,283.14
Environmental Inspection & Control	94,734.00	Recreation-Culture		Transfer to Tax Title Liens or Foreclosed	26,487.58
Other Public Safety		Public Works		Balance Outstanding Dec. 31, 1993	875,765.05
PUBLIC WORKS		Buildings and Grounds		PRIOR YEARS TAXES OUTSTANDING	
Streets and Drainage	567,771.00	Library and Education		Balance January 1, 1993	618,559.19
Sewers and Sewage Processing		Conservation		Collected in 1993	371,018.25
Garbage and Trash Disposal	180,881.00	All Other		Cancelled, Abated or Adjusted 1993	2,425.27
Public Buildings and Grounds	10,735.00	CAPITAL DEBT AUTHORIZED, DECEMBER 31, 1993		Transfers to Tax Title Liens or Foreclosed	
Other Public Works		ISSUED AND UNISSUED		Balance December 31, 1993	245,115.67
HEALTH and WELFARE		GROSS DEBT		TAX TITLE LIENS OUTSTANDING	
Health Services Except Environmental	78,653.04	NET DEBT		Balance January 1, 1993	251,473.68
Welfare-Public Assistance	8,961.06	School		Transfer From Taxes	26,487.58
Hospital, Clinics, First Aid		Self-Liquidating		Redeemed in 1993	142,323.94
Animal, Insect, & Rodent Control	10,616.00	Other		Cancelled, Abated or Adjusted (1993)	
Other Welfare Services		Total		Transfer to Foreclosed Property	
RECREATION and CONSERVATION		ISSUED AND OUTSTANDING		Balance December 31, 1993	135,637.32
Beaches and Boardwalks	183,170.00	School		PROPERTY ACQUIRED BY DEED OR FORECLOSURE	
Parks, Playgrounds, Shade Trees	6,740.72	Self-Liquidating		Balance January 1, 1993	251,500.00
Land Reclamation & Conservation	216,635.00	Other		Transfers From Taxes or Liens	
Other Recreational Services		Total		Sale For Cash (1993)	
EDUCATION (excluding schools)		EQUALIZED VALUATION BASIS FOR NET DEBT COMPUTATION		Cancelled, Abated or Adjusted (1993)	
Libraries	350,000.00	REAL PROPERTY VALUATIONS		Balance December 31, 1993	251,500.00
Other Educational Services	8,980.00	Code Class # of Parcels % VAL'N ASSESSED VALUATION		CURRENT FINANCES DECEMBER 31, 1993	
STATUTORY EXPENDITURES		1 Vacant Land 275 4.97 16,302,700.00		ASSETS	
Pensions & F. I. C. A.	291,659.00	2 Residential 3480 75.22 216,422,200.00		Cash Dec. 31, 1993	4,296,298.95
Employee Fringe Benefits	386,328.00	3 Farm 2 .12 336,800.00		Taxes Receivable	1,120,880.72
Other Statutory Expenditures		4a Commercial 152 10.42 29,980,200.00		Tax Title Liens	135,637.32
CETA And Other Public Employment Programs	5,479,259.97	4b Industrial 42 6.67 13,177,200.00		Foreclosed Property	251,500.00
MUNICIPAL FUNCTIONS TOTAL	33,043.24	4c Apartments 6 2.60 7,487,000.00		Emergencies & Other Deferred Charges	26,761.24
CAPITAL IMPROVEMENTS *MEMO*		Total 3957 237,706,100.00		State and Federal Aid Receivable	10,883.53
DEBT SERVICE		Land Area 4.50 Sq. Miles		Other Receivables	13,981.33
Principal Payments	139,432.78	Net Valuation Taxable-Municipal		Total	5,855,943.09
Interest Payments	19,748.00	Net Valuation Taxable-County		LIABILITIES, RESERVES, AND SURPLUS	
DEFERRED CHARGES	8,842.02	State Equalized Valuation		Cash Liabilities	3,002,273.74
SCHOOL, COUNTY, SPECIAL DISTRICT TAXES	16,643,707.56	State Equalization Ratio		Reserves for Receivables	1,521,999.37
RESERVE FOR UNCOLLECTED TAXES	771,701.13			Surplus Dec. 31, 1993	1,331,669.98
EXPENDITURES TOTAL	23,067,691.46			Total	5,855,943.09

Population 1990 9,007
 Population 1993 8,183
 S & P Rating
 Moody Rating AA

General Tax Rate Per \$100. 1.95
 State Equalized Tax Rate 1.71

CHATHAM BOROUGH - MORRIS COUNTY

Form of Government:

Borough Council

Number of Members on Governing Body - 6

PER CAPITA:

Gross Debt 1,264.24
 Net Debt 1,112.39
 Debt Service 121.31
 Total Tax Levy 1,838.11
 Municipal Expenditures 836.15

PER CENT

Gross Debt 1.21
 Net Debt 1.04
 Tax Levy Collected 98.33
 Tax Levy Cancelled, Abated or Adjusted .39

EXPENDITURES		REVENUES-REALIZED		1993 PROPERTY TAX	
GENERAL GOVERNMENT				STATE EQUALIZED TAX RATE	
Governing Body & Public Boards		1993 Property Taxes Collected	14,797,853.17	Local District School Taxes	
Municipal Clerk		1993 Payments in Lieu of Taxes		Regional & Consolidated School Tax	.98 8,670,679.50
Financial Administration	18,150.00	Delinquent Tax & Lien Collections	241,853.72	School Taxes in Municipal Budget	
Assessment of Taxes	47,975.00	Business Personality Replacement Taxes	120,195.95	County Taxes	.31 * 2,687,509.04
Collection of Taxes	52,455.00	Taxes From Public Utilities	442,201.00	County Library Taxes	
Planning, Housing & Development	50,025.00	Other Miscellaneous Tax Revenues		Local Municipal Purpose Taxes	.42 3,662,755.17
Human Resources	72,891.29	State Aid Revenues	308,738.39	Veteran & Senior Citizen Taxes	44,150.00
Elections		Federal Aid Revenues		Total Taxes for Rate Computation	1.71 15,065,092.71
General Administration (other)	412,275.00			Special District Taxes	
JUDICIARY				Bank Corp. Taxes	
Municipal Courts	71,650.00	Sale of Acquired Property		Added and Omitted Taxes	
PUBLIC SAFETY		Other Miscellaneous Revenues	1,122,409.82	Total Taxes Levied - ABSTRACT	15,041,256.53
Fire Protection	147,203.50	Total	17,033,249.05	Total Taxes Billed	15,095,849.60
Police Protection	1,359,938.46	Prior Years Surplus Appropriated	1,587,600.00	1993 TAXES COLLECTED	14,797,850.17
Civil Defense & Disaster Control	4,800.00	REVENUES TOTAL	18,620,849.05	1993 Taxes Cancelled, Abated or Adjusted	57,865.39
Environmental Inspection & Control	93,700.00	Reserve For Uncollected Taxes	1,196,873.93	Transfer to Tax Title Liens or Foreclosed	1,037.40
Other Public Safety		CAPITAL OUTLAY TOTAL	384,767.16	Balance Outstanding Dec. 31, 1993	239,096.64
PUBLIC WORKS				PRIOR YEARS TAXES OUTSTANDING	
Streets and Drainage	610,860.00	Public Enterprises		Balance January 1, 1993	256,666.27
Sewers and Sewage Processing	537,275.00	Recreation-Culture		Collected in 1993	241,853.72
Garbage and Trash Disposal		Public Works	179,219.40	Cancelled, Abated or Adjusted 1993	12.54
Public Buildings and Grounds	99,550.00	Buildings and Grounds	205,547.76	Transfers to Tax Title Liens or Foreclosed	933.07
Other Public Works		Library and Education		Balance December 31, 1993	13,866.94
HEALTH and WELFARE		Conservation		TAX TITLE LIENS OUTSTANDING	
Health Services Except Environmental	35,076.00	All Other		Balance January 1, 1993	
Welfare-Public Assistance	7,800.00			Transfer From Taxes	2,111.77
Hospital, Clinics, First Aid		CAPITAL DEBT AUTHORIZED, DECEMBER 31, 1993		Redeemed In 1993	
Animal, Insect, & Rodent Control	4,700.00	ISSUED AND UNISSUED		Cancelled, Abated or Adjusted (1993)	
Other Welfare Services		School	1,245,019	Transfer to Foreclosed Property	
RECREATION and CONSERVATION		Self-Liquidating	9,100,243	Balance December 31, 1993	2,111.77
Beaches and Boardwalks		Other	9,100,243	PROPERTY ACQUIRED BY DEED OR	
Parks, Playgrounds, Shade Trees	42,630.00	Total	10,345,263	FORECLOSURE	
Land Reclamation & Conservation	16,191.64			Balance January 1, 1993	32,200.00
Other Recreational Services	87,510.00	ISSUED AND OUTSTANDING		Transfers From Taxes or Liens	
EDUCATION (excluding schools)		School	1,245,019.77	Sale For Cash (1993)	
Libraries	310,000.00	Self-Liquidating	7,990,613.07	Cancelled, Abated or Adjusted (1993)	
Other Educational Services		Other	9,235,632.84	Balance December 31, 1993	32,200.00
STATUTORY EXPENDITURES		Total		CURRENT FINANCES DECEMBER 31, 1993	
Pensions & F. I. C. A.	279,500.00	EQUALIZED VALUATION BASIS		ASSETS	
Employee Fringe Benefits	250,000.00	FOR NET DEBT COMPUTATION	857,538,807	Cash Dec. 31, 1993	2,338,128.19
Other Statutory Expenditures	2,533.31	REAL PROPERTY VALUATIONS		Taxes Receivable	252,963.59
CETA And Other Public Employment Programs		Code Class # of Parcels % VAL'N	ASSESSED VALUATION	Tax Title Liens	2,111.77
MUNICIPAL FUNCTIONS		1 Vacant Land 70 1.39	8,390,075.00	Foreclosed Property	32,200.00
CAPITAL IMPROVEMENTS	4,614,639.20	2 Residential 2618 79.14	610,828,400.00	Emergencies & Other Deferred Charges	76,000.00
* MEMO *	170,000.00	3 Farm 1	100.00	State and Federal Aid Receivable	
DEBT SERVICE		4a Commercial 163 15.66	120,355,700.00	Other Receivables	781.89
Principal Payments	716,279.68	4b Industrial 26 1.39	10,752,900.00	Total	2,702,185.42
Interest Payments	275,374.14	4c Apartments 24 2.73	21,042,200.00	LIABILITIES, RESERVES, AND SURPLUS	
		Total 2902	771,869,375.00	Cash Liabilities	630,335.99
DEFERRED CHARGES	33,000.00	Land Area 2.35 Sq. Miles		Reserves for Receivables	288,057.23
SCHOOL, COUNTY, SPECIAL DISTRICT TAXES	11,353,137.54	Net Valuation Taxable-Municipal	773,104,399	Surplus Dec. 31, 1993	1,733,792.20
RESERVE FOR UNCOLLECTED TAXES	1,196,873.93	Net Valuation Taxable-County	859,059,359	Total	2,702,185.42
EXPENDITURES TOTAL	18,200,404.49	State Equalized Valuation	890,457,458		
		State Equalization Ratio	87.79		

*Includes County Health Services Taxes, County Vocational School Taxes, or County Open Space Tax. See Table 13.

Population 1990 9,361
 Population 1993 9,494
 S & P Rating
 Moody Rating AA1

General Tax Rate Per \$100.

1.80

State Equalized Tax Rate

1.56

CHATHAM TOWNSHIP - MORRIS COUNTY

Form of Government:

Township Committee

Number of Members on Governing Body - 5

PER CAPITA

Gross Debt 1,264.90

Net Debt 298.72

Debt Service 40.60

Total Tax Levy 1,900.66

Municipal Expenditures 739.89

PER CENT

Gross Debt 1.10

Net Debt .26

Tax Levy Collected 97.33

Tax Levy Cancelled, Abated

or Adjusted .13

EXPENDITURES		REVENUES-REALIZED		1993 PROPERTY TAX	
GENERAL GOVERNMENT		1993 Property Taxes Collected		STATE EQUALIZED TAX RATE	
Governing Body & Public Boards			17,673,771.06	Local District School Taxes	
Municipal Clerk		1993 Payments in Lieu of Taxes	3,303.23	Regional & Consolidated School Tax	
Financial Administration		Delinquent Tax & Lien Collections	402,489.44	School Taxes in Municipal Budget	
Assessment of Taxes	45,350.00	Business Personality Replacement Taxes	32,063.88	County Taxes	
Collection of Taxes	56,150.00	Taxes From Public Utilities	738,869.00	County Library Taxes	
Planning, Housing & Development	66,350.00	Other Miscellaneous Tax Revenues	336,539.63	Local Municipal Purpose Taxes	
Human Resources	50,051.00			Veteran & Senior Citizen Taxes	
Elections	4,000.00			Total Taxes for Rate Computation	
General Administration (other)	824,084.46	Federal Aid Revenues		Special District Taxes	
JUDICIARY				Bank Corp. Taxes	
Municipal Courts	99,593.00	Sale of Acquired Property		Added and Omitted Taxes	
PUBLIC SAFETY		Other Miscellaneous Revenues	482,853.55	Total Taxes Levied - ABSTRACT	
Fire Protection	182,727.20			Total Taxes Billed	
Police Protection	1,562,849.00	Prior Years Surplus Appropriated	1,250,000.00	1993 TAXES COLLECTED	
Civil Defense & Disaster Control	11,450.00	REVENUES	20,920,389.79	1993 Taxes Cancelled, Abated or Adjusted	
Environmental Inspection & Control	145,700.00	Reserve For Uncollected Taxes	787,184.16	Transfer to Tax Title Liens or Foreclosed	
Other Public Safety				Balance Outstanding Dec. 31, 1993	
PUBLIC WORKS		CAPITAL OUTLAY	429,256.00	PRIOR YEARS TAXES OUTSTANDING	
Streets and Drainage	817,000.00			Balance January 1, 1993	
Sewers and Sewage Processing		Public Enterprises	121,755.32	Collected in 1993	
Garbage and Trash Disposal	172,450.00	Recreation-Culture	67,343.38	Cancelled, Abated or Adjusted 1993	
Public Buildings and Grounds	345,360.00	Public Works	240,157.30	Transfers to Tax Title Liens or Foreclosed	
Other Public Works		Buildings and Grounds		Balance December 31, 1993	
HEALTH and WELFARE		Library and Education		TAX TITLE LIENS OUTSTANDING	
Health Services Except Environmental	41,500.00	Conservation		Balance January 1, 1993	
Welfare-Public Assistance	6,820.00	All Other		Transfer From Taxes	
Hospital, Clinics, First Aid				Redeemed in 1993	
Animal, Insect, & Rodent Control		CAPITAL DEBT AUTHORIZED, DECEMBER 31, 1993		Cancelled, Abated or Adjusted (1993)	
Other Welfare Services		ISSUED AND UNISSUED		Transfer to Foreclosed Property	
RECREATION and CONSERVATION		GROSS DEBT		Balance December 31, 1993	
Beaches and Boardwalks		School	1,583,980	PROPERTY ACQUIRED BY DEED OR	
Parks, Playgrounds, Shade Trees	117,800.00	Self-Liquidating	7,896,500	FORECLOSURE	
Land Reclamation & Conservation	5,879.17	Other	2,528,500	Balance January 1, 1993	
Other Recreational Services	2,000.00	Total	12,008,980	Transfers From Taxes or Liens	
EDUCATION (excluding schools)				Sale For Cash (1993)	
Libraries	370,000.00	ISSUED AND OUTSTANDING		Cancelled, Abated or Adjusted (1993)	
Other Educational Services		School	1,583,980.23	Balance December 31, 1993	
STATUTORY EXPENDITURES		Self-Liquidating	7,660,000.00	CURRENT FINANCES DECEMBER 31, 1993	
Pensions & F.I.C.A.	334,500.00	Other	2,232,500.00	ASSETS	
Employee Fringe Benefits	493,900.00	Total	11,476,480.23	Cash Dec. 31, 1993	
Other Statutory Expenditures		EQUALIZED VALUATION BASIS		Taxes Receivable	
CETA And Other Public Employment Programs		FOR NET DEBT COMPUTATION	1,091,006,388	Tax Title Liens	
MUNICIPAL FUNCTIONS		REAL PROPERTY VALUATIONS		Foreclosed Property	
CAPITAL IMPROVEMENTS		Code Class # of Parcels % VAL'N		Emergencies & Other Deferred Charges	
DEBT SERVICE		1 Vacant Land 239 2.18	21,627,200.00	State and Federal Aid Receivable	
Principal Payments	262,500.00	2 Residential 3361 87.97	374,507,700.00	Other Receivables	
Interest Payments	122,964.87	3 Farm 27 .51	5,023,270.00	Total	
		4a Commercial 30 6.35	53,164,000.00	LIABILITIES, RESERVES, AND SURPLUS	
		4b Industrial 1 .03	318,100.00	Cash Liabilities	
		4c Apartments 3 2.96	29,420,600.00	Reserves for Receivables	
		Total 3661	994,060,370.00	Surplus Dec. 31, 1993	
DEFERRED CHARGES	98,346.40			Total	
SCHOOL, COUNTY, SPECIAL DISTRICT TAXES	14,002,355.37	Land Area 9.10 Sq. Miles	995,585,012		
RESERVE FOR UNCOLLECTED TAXES	787,184.16	Net Valuation Taxable-Municipal	1,090,100,209		
EXPENDITURES		Net Valuation Taxable-County	1,146,228,046		
TOTAL	21,026,864.63	State Equalized Valuation	86.34		
		State Equalization Ratio			

*Includes County Health Services Taxes, County Vocational School Taxes, or County Open Space Tax. See Table 13.

0409

Population 1990 **69,343**
 Population 1993 **67,667**
 S & P Rating
 Moody Rating **AA**

General Tax Rate Per \$100. **2.70**
 State Equalized Tax Rate **2.60**

CHERRY HILL TOWNSHIP - CAMDEN CO.

Form of Government:

Mayor-Council Plan B (OMCL 50)

Number of Members on Governing Body - 7

PER CAPITA:

Gross Debt **1,427.18**
 Net Debt **1,251.55**
 Debt Service **53.24**
 Total Tax Levy **1,793.80**
 Municipal Expenditures **510.14**

PER CENT.

Gross Debt **2.11**
 Net Debt **1.36**
 Tax Levy Collected **96.55**
 Tax Levy Cancelled, Abated or Adjusted **1.07**

EXPENDITURES		REVENUES-REALIZED		1993 PROPERTY TAX	
GENERAL GOVERNMENT				STATE EQUALIZED TAX RATE 1.51	
Governing Body & Public Boards	159,375.00	1993 Property Taxes Collected		Local District School Taxes	69,682,068.50
Municipal Clerk	137,055.00	1993 Payments in Lieu of Taxes		Regional & Consolidated School Tax	
Financial Administration	561,913.00	Delinquent Tax & Lien Collections		School Taxes in Municipal Budget	
Assessment of Taxes	231,598.00	Business Personalty Replacement Taxes		County Taxes	36,757,696.34
Collection of Taxes	203,941.00	Taxes From Public Utilities		County Library Taxes	
Planning, Housing & Development		Other Miscellaneous Tax Revenues		Local Municipal Purpose Taxes	13,825,117.01
Human Resources	44,000.99	State Aid Revenues		Veteran & Senior Citizen Taxes	478,050.00
Elections		Federal Aid Revenues		Total Taxes for Rate Computation	120,742,931.85
General Administration (other)	1,599,750.00	Sale of Acquired Property		Special District Taxes	
JUDICIARY		Other Miscellaneous Revenues		Bank Corp. Taxes	
Municipal Courts	256,931.00	Total		Added and Omitted Taxes	1,116,376.48
PUBLIC SAFETY		Prior Years Surplus Appropriated		Total Taxes Levied - ABSTRACT	121,381,258.33
Fire Protection	7,768,599.00	REVENUES TOTAL		Total Taxes Billed	123,907,281.23
Police Protection		Reserve For Uncollected Taxes		1993 TAXES COLLECTED	119,630,191.23
Civil Defense & Disaster Control	14,545.00	CAPITAL OUTLAY TOTAL		1993 Taxes Cancelled, Abated or Adjusted	1,331,152.66
Environmental Inspection & Control	668,296.00			Transfer to Tax Title Liens or Foreclosed	317,453.45
Other Public Safety				Balance Outstanding Dec. 31, 1993	2,628,483.89
PUBLIC WORKS				PRIOR YEARS TAXES OUTSTANDING	
Streets and Drainage	2,234,641.00			Balance January 1, 1993	2,411,823.55
Sewers and Sewage Processing	4,781,956.00			Collected in 1993	1,725,862.27
Garbage and Trash Disposal				Cancelled, Abated or Adjusted 1993	174,429.37
Public Buildings and Grounds				Transfers to Tax Title Liens or Foreclosed	4,906.39
Other Public Works	692,167.00			Balance December 31, 1993	506,625.52
HEALTH and WELFARE				TAX TITLE LIENS OUTSTANDING	
Health Services Except Environmental				Balance January 1, 1993	682,916.73
Welfare-Public Assistance	31,400.00			Transfer From Taxes	322,921.23
Hospital, Clinics, First Aid				Redeemed in 1993	101,757.56
Animal, Insect, & Rodent Control				Cancelled, Abated or Adjusted (1993)	6,639.67
Other Welfare Services				Transfer to Foreclosed Property	
RECREATION and CONSERVATION				Balance December 31, 1993	897,440.73
Beaches and Boardwalks				PROPERTY ACQUIRED BY DEED OR FORECLOSURE	
Parks, Playgrounds, Shade Trees				Balance January 1, 1993	453,667.00
Land Reclamation & Conservation				Transfers From Taxes or Liens	
Other Recreational Services	305,762.00			Sale For Cash (1993)	
EDUCATION (excluding schools)				Cancelled, Abated or Adjusted (1993)	
Libraries	1,530,222.00			Balance December 31, 1993	453,667.00
Other Educational Services				CURRENT FINANCES DECEMBER 31, 1993	
STATUTORY EXPENDITURES				ASSETS	
Pensions & F. I. C. A.	1,573,186.00			Cash Dec. 31, 1993	17,071,455.66
Employee Fringe Benefits	2,286,000.00			Taxes Receivable	3,135,109.41
Other Statutory Expenditures				Tax Title Liens	897,440.73
CETA And Other Public Employment Programs				Foreclosed Property	453,667.00
MUNICIPAL FUNCTIONS TOTAL	25,081,337.99			Emergencies & Other Deferred Charges	
CAPITAL IMPROVEMENTS *MEMO*	200,000.00			State and Federal Aid Receivable	262,070.69
DEBT SERVICE				Other Receivables	102,774.33
Principal Payments	975,000.00			Total	21,922,517.82
Interest Payments	2,627,903.82			LIABILITIES, RESERVES, AND SURPLUS	
DEFERRED CHARGES	69,884.03			Cash Liabilities	9,679,419.62
SCHOOL, COUNTY, SPECIAL DISTRICT TAXES	106,439,764.84			Reserves for Receivables	4,598,991.47
RESERVE FOR UNCOLLECTED TAXES	5,765,677.98			Surplus Dec. 31, 1993	7,654,106.73
EXPENDITURES TOTAL	140,959,568.66			Total	21,922,517.82

0410

Population 1990 1,526
 Population 1993 1,458
 S & P Rating
 Moody Rating

General Tax Rate Per \$100 7.06
 State Equalized Tax Rate 3.09

CHESILHURST BOROUGH - CAMDEN CO.

Form of Government:

Borough Council

Number of Members on Governing Body - 6

PER CAPITA

Gross Debt 3,820.66
 Net Debt 351.26
 Debt Service 26.62
 Total Tax Levy 762.93
 Municipal Expenditures 903.69

PER CENT

Gross Debt 16.55
 Net Debt 1.52
 Tax Levy Collected 79.02
 Tax Levy Cancelled, Abated or Adjusted .01

EXPENDITURES		REVENUES-REALIZED		1993 PROPERTY TAX	
GENERAL GOVERNMENT		1993 Property Taxes Collected		STATE EQUALIZED TAX RATE	
Governing Body & Public Boards			379,212.12	Local District School Taxes 1.46 526,020.50	
Municipal Clerk				Regional & Consolidated School Tax .61 217,736.47	
Financial Administration	67,454.00			School Taxes in Municipal Budget	
Assessment of Taxes	5,200.00			County Taxes .74 266,756.03	
Collection of Taxes	24,375.00			County Library Taxes .03 9,755.61	
Planning, Housing & Development	7,256.00			Local Municipal Purpose Taxes .25 89,700.00	
Human Resources	27,853.00			Veteran & Senior Citizen Taxes 14,300.00	
Elections	3,000.00			Total Taxes for Rate Computation 3.09 1,124,268.61	
General Administration (other)	225,518.04			Special District Taxes	
JUDICIARY				Bank Corp. Taxes	
Municipal Courts	22,200.00			Added and Omitted Taxes	
PUBLIC SAFETY				Total Taxes Levied - ABSTRACT 1,112,354.32	
Fire Protection	25,606.10			Total Taxes Billed 1,112,657.72	
Police Protection	221,631.95			1993 TAXES COLLECTED 879,212.12	
Civil Defense & Disaster Control	1,400.00			1993 Taxes Cancelled, Abated or Adjusted 65.80	
Environmental Inspection & Control	3,000.00			Transfer to Tax Title Liens or Foreclosed 24,043.50	
Other Public Safety				Balance Outstanding Dec. 31, 1993 209,336.33	
PUBLIC WORKS				PRIOR YEARS TAXES OUTSTANDING	
Streets and Drainage	26,000.00			Balance January 1, 1993 197,315.47	
Sewers and Sewage Processing				Collected in 1993 177,319.81	
Garbage and Trash Disposal	126,628.24			Cancelled, Abated or Adjusted 1993 182.95	
Public Buildings and Grounds	33,770.00			Transfers to Tax Title Liens or Foreclosed 4,479.01	
Other Public Works	19,300.00			Balance December 31, 1993 15,333.79	
HEALTH and WELFARE				TAX TITLE LIENS OUTSTANDING	
Health Services Except Environmental	1.00			Balance January 1, 1993 92,172.79	
Welfare-Public Assistance	1,860.00			Transfer From Taxes 29,285.22	
Hospital, Clinics, First Aid				Redeemed in 1993 26,161.71	
Animal, Insect, & Rodent Control	1,200.00			Cancelled, Abated or Adjusted (1993)	
Other Welfare Services				Transfer to Foreclosed Property	
RECREATION and CONSERVATION				Balance December 31, 1993 95,296.30	
Beaches and Boardwalks				PROPERTY ACQUIRED BY DEED OR	
Parks, Playgrounds, Shade Trees				FORECLOSURE	
Land Reclamation & Conservation				Balance January 1, 1993 522,703.79	
Other Recreational Services	16,020.00			Transfers From Taxes or Liens	
EDUCATION (excluding schools)				Sole For Cosh (1993)	
Libraries				Cancelled, Abated or Adjusted (1993)	
Other Educational Services				Balance December 31, 1993 522,703.79	
STATUTORY EXPENDITURES				CURRENT FINANCES DECEMBER 31, 1993	
Pensions & F. I. C. A.	45,000.00			ASSETS	
Employee Fringe Benefits	53,000.00			Cash Dec. 31, 1993 346,092.36	
Other Statutory Expenditures	2,500.00			Taxes Receivable 224,670.00	
CETA And Other Public Employment Programs				Tax Title Liens 95,296.30	
MUNICIPAL FUNCTIONS TOTAL	964,773.33			Foreclosed Property 522,703.79	
CAPITAL IMPROVEMENTS	85,000.00			Emergencies & Other Deferred Charges 15,619.63	
DEBT SERVICE				State and Federal Aid Receivable 650,000.00	
Principal Payments	28,994.45			Other Receivables 3,454.64	
Interest Payments	9,810.76			Total 1,857,836.72	
DEFERRED CHARGES	50,314.24			LIABILITIES, RESERVES, AND SURPLUS	
SCHOOL, COUNTY, SPECIAL DISTRICT TAXES	1,020,268.61			Cash Liabilities 359,001.19	
RESERVE FOR UNCOLLECTED TAXES	263,681.24			Reserves for Receivables 846,124.73	
EXPENDITURES TOTAL	2,337,842.53			Surplus Dec. 31, 1993 653,710.91	
				Total 1,357,836.72	

1406

Population 1990 1,214
 Population 1993 1,230
 S & P Rating
 Moody Rating 3AA1

General Tax Rate Per \$100. 3.02
 State Equalized Tax Rate 2.23

CHESTER BOROUGH - MORRIS COUNTY

Form of Government:

Borough Council

Number of Members on Governing Body - 6

PER CAPITA:

Gross Debt 2,041.00
 Net Debt 1,397.86
 Debt Service 124.25
 Total Tax Levy 3,558.52
 Municipal Expenditures 1,606.62

PER CENT:

Gross Debt 1.35
 Net Debt .92
 Tax Levy Collected 93.92
 Tax Levy Cancelled, Abated or Adjusted 1.03

EXPENDITURES	REVENUES-REALIZED	1993 PROPERTY TAX
GENERAL GOVERNMENT		STATE EQUALIZED TAX RATE .32
Governing Body & Public Boards	1993 Property Taxes Collected 4,115,094.81	Local District School Taxes .32 1,541,279.39
Municipal Clerk	1993 Payments in Lieu of Taxes	Regional & Consolidated School Tax .52 969,470.18
Financial Administration 53,913.00	Delinquent Tax & Lien Collections 234,216.71	School Taxes in Municipal Budget
Assessment of Taxes 9,265.00	Business Personalty Replacement Taxes 34,837.56	County Taxes .30 * 569,360.36
Collection of Taxes 30,372.00	Taxes From Public Utilities 112,541.00	County Library Taxes
Planning, Housing & Development 17,083.00	Other Miscellaneous Tax Revenues 74,405.41	Local Municipal Purpose Taxes .59 1,112,417.22
Human Resources 49,137.00	State Aid Revenues	Veteran & Senior Citizen Taxes 8,900.00
Elections	Federal Aid Revenues	Total Taxes for Rate Computation 2.23 4,201,426.95
General Administration (other) 256,792.00		Special District Taxes
JUDICIARY	Sale of Acquired Property	Bank Corp. Taxes
Municipal Courts 47,188.00	Other Miscellaneous Revenues 420,828.21	Added and Omitted Taxes 184,448.26
PUBLIC SAFETY	Total 4,991,923.70	Total Taxes Levied - ABSTRACT 4,376,975.11
Fire Protection 33,051.80	Prior Years Surplus Appropriated 225,000.00	Total Taxes Billed 4,381,471.85
Police Protection 394,367.00	REVENUES TOTAL 5,216,923.70	1993 TAXES COLLECTED 4,115,094.81
Civil Defense & Disaster Control 200.00	Reserve For Uncollected Taxes 338,406.02	1993 Taxes Cancelled, Abated or Adjusted 45,079.55
Environmental Inspection & Control 56,712.00	CAPITAL OUTLAY TOTAL 218,031.68	Transfer to Tax Title Liens or Foreclosed 4,681.00
Other Public Safety	Public Enterprises	Balance Outstanding Dec. 31, 1993 216,616.49
PUBLIC WORKS	Recreation-Culture	PRIOR YEARS TAXES OUTSTANDING
Streets and Drainage 124,333.73	Public Works 56,449.90	Balance January 1, 1993 243,173.71
Sewers and Sewage Processing	Buildings and Grounds 161,581.78	Collected in 1993 234,216.71
Garbage and Trash Disposal 29,367.50	Library and Education	Cancelled, Abated or Adjusted 1993
Public Buildings and Grounds 24,000.00	Conservation	Transfers to Tax Title Liens or Foreclosed 8,957.00
Other Public Works	All Other	Balance December 31, 1993
HEALTH and WELFARE		TAX TITLE LIENS OUTSTANDING
Health Services Except Environmental 26,013.00		Balance January 1, 1993 9,041.08
Welfare-Public Assistance 1,405.00		Transfer From Taxes 4,681.00
Hospital, Clinics, First Aid	CAPITAL DEBT AUTHORIZED, DECEMBER 31, 1993	Redeemed In 1993
Animal, Insect, & Rodent Control	ISSUED AND UNISSUED GROSS DEBT NET DEBT	Cancelled, Abated or Adjusted (1993)
Other Welfare Services	School 688,389	Transfer to Foreclosed Property
RECREATION and CONSERVATION	Self-Liquidating 1,822,040 1,719,372	Balance December 31, 1993 13,722.08
Beaches and Boardwalks	Other 2,510,429 1,719,372	PROPERTY ACQUIRED BY DEED OR
Parks, Playgrounds, Shade Trees 5,615.00	Total 2,510,429 1,719,372	FORECLOSURE
Land Reclamation & Conservation 1,659.66	ISSUED AND OUTSTANDING	Balance January 1, 1993
Other Recreational Services 8,020.00	School 688,389.71	Transfers From Taxes or Liens
EDUCATION (excluding schools)	Self-Liquidating 1,675,040.00	Sole For Cash (1993)
Libraries 62,398.00	Other 2,363,429.71	Cancelled, Abated or Adjusted (1993)
Other Educational Services	Total 2,363,429.71	Balance December 31, 1993
STATUTORY EXPENDITURES	EQUALIZED VALUATION BASIS	CURRENT FINANCES DECEMBER 31, 1993
Pensions & F. I. C. A. 72,169.86	FOR NET DEBT COMPUTATION 186,284,612	ASSETS
Employee Fringe Benefits 115,825.00	REAL PROPERTY VALUATIONS	Cash Dec. 31, 1993 663,625.37
Other Statutory Expenditures	Code Class # of Parcels % VAL'N ASSESSED VALUATION	Taxes Receivable 225,573.49
CETA And Other Public Employment Programs 1,413,894.55	1 Vacant Land 103 4.55 6,263,000.00	Tax Title Liens 13,722.08
MUNICIPAL FUNCTIONS TOTAL 1,413,894.55	2 Residential 370 45.68 62,924,300.00	Foreclosed Property
CAPITAL IMPROVEMENTS *MEMO* 91,300.00	3 Farm 18 .64 879,400.00	Emergencies & Other Deferred Charges
DEBT SERVICE	4a Commercial 125 48.75 67,153,100.00	State and Federal Aid Receivable
Principal Payments 50,000.00	4b Industrial	Other Receivables 41,164.38
Interest Payments 102,828.44	4c Apartments 2 .39 536,200.00	Total 949,085.82
DEFERRED CHARGES 66,018.12	Total 618 137,756,000.00	LIABILITIES, RESERVES, AND SURPLUS
SCHOOL, COUNTY, SPECIAL DISTRICT TAXES 3,080,109.63	Land Area 1.60 Sq. Miles	Cash Liabilities 131,696.18
RESERVE FOR UNCOLLECTED TAXES 338,406.02	Net Valuation Taxable-Municipal 138,974,291	Reserves for Receivables 280,460.45
EXPENDITURES TOTAL 5,056,246.76	Net Valuation Taxable-County 185,191,925	Surplus Dec. 31, 1993 536,929.12
	State Equalized Valuation 187,677,414	Total 949,085.82
	State Equalization Ratio 73.88	

*Includes County Health Services Taxes, County Vocational School Taxes, or County Open Space Tax See Table 13.

1407
 Population 1990 5,953
 Population 1993 5,153
 S & P Rating
 Moody Rating AA3
 General Tax Rate Per \$100 2.03
 State Equalized Tax Rate 1.99

CHESTER TOWNSHIP - MORRIS COUNTY
 Form of Government:
Small Municipality Plan C (OMCL 50)
 Number of Members on Governing Body - 5

PER CAPITA:
 Gross Debt 1,457.57
 Net Debt 1,059.07
 Debt Service 115.63
 Total Tax Levy 2,181.26
 Municipal Expenditures 850.07
 PER CENT:
 Gross Debt 1.35
 Net Debt .98
 Tax Levy Collected 25.99
 Tax Levy Cancelled, Abated or Adjusted .49

EXPENDITURES		REVENUES - REALIZED		1993 PROPERTY TAX	
GENERAL GOVERNMENT				STATE EQUALIZED TAX RATE → .81	
Governing Body & Public Boards		1993 Property Taxes Collected	13,082,271.46	Local District School Taxes	5,523,718.39
Municipal Clerk		1993 Payments in Lieu of Taxes		Regional & Consolidated School Tax	2,986,536.53
Financial Administration	42,405.00	Delinquent Tax & Lien Collections	470,956.39	School Taxes in Municipal Budget	
Assessment of Taxes	40,810.00	Business Personalty Replacement Taxes	49,409.64	County Taxes	29 *
Collection of Taxes	42,850.00	Taxes From Public Utilities	798,462.00	County Library Taxes	1,940,989.74
Planning, Housing & Development	55,655.00	Other Miscellaneous Tax Revenues		Local Municipal Purpose Taxes	42
Human Resources	8,586.25	State Aid Revenues	222,986.24	Veteran & Senior Citizen Taxes	2,843,656.50
Elections		Federal Aid Revenues		Total Taxes for Rate Computation	19,150.00
General Administration (other)	461,180.00				13,314,051.76
JUDICIARY				Special District Taxes	
Municipal Courts	74,087.00	Sale of Acquired Property		Bank Corp. Taxes	
PUBLIC SAFETY		Other Miscellaneous Revenues	658,066.41	Added and Omitted Taxes	126,403.39
Fire Protection	103,088.00	Total	15,282,152.14	Total Taxes Levied - ABSTRACT	13,421,305.15
Police Protection	1,115,562.94	Prior Years Surplus Appropriated	580,000.00	Total Taxes Billed	13,630,435.60
Civil Defense & Disaster Control	100.00	REVENUES TOTAL	15,862,152.14	1993 TAXES COLLECTED	13,082,271.46
Environmental Inspection & Control	137,370.00	Reserve For Uncollected Taxes	665,000.00	1993 Taxes Cancelled, Abated or Adjusted	67,244.38
Other Public Safety		CAPITAL OUTLAY TOTAL		Transfer to Tax Title Liens or Foreclosed	5,767.23
PUBLIC WORKS				Balance Outstanding Dec. 31, 1993	475,152.53
Streets and Drainage	599,000.00	Public Enterprises		PRIOR YEARS TAXES OUTSTANDING	
Sewers and Sewage Processing		Recreation-Culture	3,684.45	Balance January 1, 1993	573,874.33
Garbage and Trash Disposal	214,550.00	Public Works	578,358.28	Collected in 1993	461,304.14
Public Buildings and Grounds	95,150.00	Buildings and Grounds	152,953.24	Cancelled, Abated or Adjusted 1993	
Other Public Works		Library and Education		Transfers to Tax Title Liens or Foreclosed	2,010.40
HEALTH and WELFARE		Conservation		Balance December 31, 1993	110,559.79
Health Services Except Environmental	50,335.00	All Other		TAX TITLE LIENS OUTSTANDING	
Welfare-Public Assistance	1,575.00	CAPITAL DEBT AUTHORIZED, DECEMBER 31, 1993		Balance January 1, 1993	24,962.59
Hospital, Clinics, First Aid		ISSUED AND UNISSUED	GROSS DEBT	Transfer From Taxes	7,997.21
Animal, Insect, & Rodent Control		School	2,452,594	Redeemed In 1993	9,652.25
Other Welfare Services		Self-Liquidating		Cancelled, Abated or Adjusted (1993)	
RECREATION and CONSERVATION		Other	6,516,473	Transfer to Foreclosed Property	
Beaches and Boardwalks		Total	8,969,067	Balance December 31, 1993	23,307.55
Parks, Playgrounds, Shade Trees	30,725.00	ISSUED AND OUTSTANDING		PROPERTY ACQUIRED BY DEED OR	
Land Reclamation & Conservation	4,481.10	School		FORECLOSURE	
Other Recreational Services	11,250.00	Self-Liquidating		Balance January 1, 1993	17,500.00
EDUCATION (excluding schools)		Other		Transfers From Taxes or Liens	
Libraries	227,644.00	Total	7,752,594.93	Sale For Cash (1993)	
Other Educational Services		EQUALIZED VALUATION BASIS		Cancelled, Abated or Adjusted (1993)	
STATUTORY EXPENDITURES		FOR NET DEBT COMPUTATION		Balance December 31, 1993	17,500.00
Pensions & F. I. C. A.	278,443.00	REAL PROPERTY VALUATIONS		CURRENT FINANCES DECEMBER 31, 1993	
Employee Fringe Benefits	226,000.00	Code	Class	# of Parcels	% VAL'N
Other Statutory Expenditures		1	Vacant Land	346	7.13
CETA And Other Public Employment Programs		2	Residential	1829	82.93
MUNICIPAL FUNCTIONS		3	Form	205	4.62
CAPITAL IMPROVEMENTS		4a	Commercial	103	4.27
DEBT SERVICE		4b	Industrial	8	.98
Principal Payments	450,000.00	4c	Apartment	1	.06
Interest Payments	261,761.50	Total		2497	
		Land Area	28.70	Sq. Miles	
DEFERRED CHARGES		Net Valuation Taxable-Municipal			665,028,536
SCHOOL, COUNTY, SPECIAL DISTRICT TAXES	10,451,245.26	Net Valuation Taxable-County			670,409,405
RESERVE FOR UNCOLLECTED TAXES	665,000.00	State Equalized Valuation			673,094,324
EXPENDITURES TOTAL	15,691,722.05	State Equalization Ratio			98.09

*Includes County Health Services Taxes, County Vocational School Taxes, or County Open Space Tax. See Table 13.

0337

Population 1990 5,152
 Population 1993 5,233
 S & P Rating
 Moody Rating

General Tax Rate Per \$100.
1.99
 State Equalized Tax Rate
2.15

CHESTERFIELD TWP. - BURLINGTON CO.

Form of Government:
 Township Committee

Number of Members on Governing Body - 3

PER CAPITA:
 Gross Debt 530.10
 Net Debt 530.10
 Debt Service 51.39
 Total Tax Levy 722.89
 Municipal Expenditures 276.72

PER CENT:
 Gross Debt 1.65
 Net Debt 1.65
 Tax Levy Collected 94.55
 Tax Levy Cancelled, Abated or Adjusted .91

EXPENDITURES		REVENUES-REALIZED		1993 PROPERTY TAX	
GENERAL GOVERNMENT		1993 Property Taxes Collected		STATE EQUALIZED TAX RATE	
Governing Body & Public Boords			3,580,675.73	Local District School Taxes .93	1,576,274.00
Municipal Clerk		1993 Payments in Lieu of Taxes		Regional & Consolidated Schaal Tax .63	1,061,875.93
Finoncial Administration	46,190.00	Delinquent Tax & Lien Collections	312,567.97	School Taxes in Municipal Budget	
Assessment of Taxes	30,250.00	Business Personalty Replacement Taxes	35,731.88	County Taxes .53	900,907.89
Collection of Taxes	23,800.00	Taxes From Public Utilities	322,397.00	County Library Taxes .03	57,339.71
Planing, Housing & Development	47,250.00	Other Miscellaneous Tax Revenues		Local Municipal Purpose Taxes .01	22,795.12
Humon Resources	23,726.00	State Aid Revenues	287,845.00	Veteran & Senior Citizen Taxes	21,300.00
Elections		Federal Aid Revenues		Total Taxes for Rote Computation 2.13	3,640,492.65
General Administration (other)	203,600.00			Special District Taxes	110,204.00
JUDICIARY		Sale of Acquired Property		Bank Corp. Taxes	
Municipal Courts	61,000.00	Other Miscellaneous Revenues	266,049.00	Added and Omitted Taxes	53,484.16
PUBLIC SAFETY		Total	4,905,267.58	Total Taxes Levied - ABSTRACT	3,782,880.81
Fire Protection	200.00	Prior Years Surplus Appropriated	460,880.00	Total Taxes Billed	3,787,118.00
Police Protection	62,192.00	REVENUES TOTAL	5,266,147.58	1993 TAXES COLLECTED	3,580,676.73
Civil Defense & Disaster Control	2,500.00	Reserve For Uncollected Taxes	206,000.00	1993 Taxes Cancelled, Abated or Adjusted	34,326.56
Environmental Inspection & Control	33,500.00			Transfer to Tax Title Liens or Foreclosed	618.19
Other Public Safety		CAPITAL OUTLAY TOTAL	65,338.35	Balance Outstanding Dec. 31, 1993	171,496.52
PUBLIC WORKS				PRIOR YEARS TAXES OUTSTANDING	
Streets and Drainage	270,320.00	Public Enterprises		Balance January 1, 1993	344,003.77
Sewers and Sewage Processing		Recreation-Culture		Collected in 1993	311,367.43
Garbage and Trash Disposal		Public Works	26,594.91	Cancelled, Abated or Adjusted 1993	29,802.71
Public Buildings and Grounds	39,400.00	Buildings and Grounds	38,743.44	Tronfers to Tax Title Liens or Foreclosed	
Other Public Works		Library and Education		Balance December 31, 1993	2,833.63
HEALTH and WELFARE		Conservation		TAX TITLE LIENS OUTSTANDING	
Health Services Except Environmental	2,250.00	All Other		Balance January 1, 1993	3,989.69
Welfare-Public Assistance	11,300.00			Transfer From Taxes	618.19
Hospital, Clinics, First Aid		CAPITAL DEBT AUTHORIZED, DECEMBER 31, 1993		Redeemed In 1993	1,200.54
Animal, Insect, & Rodent Control		ISSUED AND UNISSUED GROSS DEBT NET DEBT		Cancelled, Abated or Adjusted (1993)	1,031.33
Other Welfare Services		School		Transfer to Foreclosed Property	
RECREATION and CONSERVATION		Self-Liquidating		Balance December 31, 1993	2,376.01
Beaches and Boardwalks		Other	2,774,000	PROPERTY ACQUIRED BY DEED OR	
Parks, Playgrounds, Shade Trees	20,000.00	Total	2,774,000	FORECLOSURE	
Land Reclamation & Conservation	4,100.00			Balance January 1, 1993	7,800.00
Other Recreational Services	4,000.00	ISSUED AND OUTSTANDING		Transfers From Taxes or Liens	
EDUCATION (excluding schools)		School		Sale For Cosh (1993)	
Libraries	10,000.00	Self-Liquidating		Cancelled, Abated or Adjusted (1993)	
Other Educational Services	1,600.00	Other	2,600,000.00	Balance December 31, 1993	7,800.00
STATUTORY EXPENDITURES		Total	2,600,000.00	CURRENT FINANCES DECEMBER 31, 1993	
Pensions & F. I. C. A.	36,000.00	EQUALIZED VALUATION BASIS		ASSETS	
Employee Fringe Benefits	30,000.00	FOR NET DEBT COMPUTATION	168,257,831	Cash Dec. 31, 1993	1,324,507.55
Other Statutory Expenditures		REAL PROPERTY VALUATIONS		Taxes Receivable	174,330.15
CETA And Other Public Employment Programs		Code Class # of Parcels % VAL'N		Tax Title Liens	2,376.01
MUNICIPAL FUNCTIONS TOTAL	963,178.00	1 Vacant Land 84 3.08	5,582,200.00	Foreclosed Property	7,800.00
CAPITAL IMPROVEMENTS *ME 90*	25,000.00	2 Residential 660 65.63	118,884,800.00	Emergencies & Other Deferred Charges	10,000.00
DEBT SERVICE		3 Farm 430 23.03	41,714,200.00	State and Federal Aid Receivable	241,370.55
Principal Payments	90,000.00	4a Commercial 69 3.18	14,814,700.00	Other Receivables	183,146.82
Interest Payments	179,919.32	4b Industrial		Total	1,943,531.08
		4c Apartments 1 .39	161,700.00	LIABILITIES, RESERVES, AND SURPLUS	
DEFERRED CHARGES		Total 1244	181,157,600.00	Cash Liabilities	779,190.19
SCHOOL, COUNTY, SPECIAL DISTRICT TAXES	10,000.00	Land Area 21.31 Sq. Miles		Reserves for Receivables	367,652.98
RESERVE FOR UNCOLLECTED TAXES	3,736,601.53	Net Valuation Taxable-Municipal	182,315,968	Surplus Dec. 31, 1993	796,697.91
EXPENDITURES TOTAL	206,000.00	Net Valuation Taxable-County	171,321,144		
	5,154,697.85	State Equalized Valuation	169,021,229		
		State Equalization Ratio	137.92		

0308

Population 1990 14,583
 Population 1993 14,391
 S & P Rating
 Moody Rating AAA

General Tax Rate Per \$100. 2.24
 State Equalized Tax Rate 2.14

CINNAMINSON TWP. - BURLINGTON CO.

Form of Government:

Township Committee

Number of Members on Governing Body - 5

PER CAPITA

Gross Debt 432.96
 Net Debt 312.75
 Debt Service 34.13
 Total Tax Levy 1,390.58
 Municipal Expenditures 500.14

PER CENT:

Gross Debt .70
 Net Debt .51
 Tax Levy Collected 97.25
 Tax Levy Cancelled, Abated or Adjusted .23

EXPENDITURES		REVENUES-REALIZED		1993 PROPERTY TAX	
GENERAL GOVERNMENT		1993 Property Taxes Collected		STATE EQUALIZED TAX RATE 1.23	
Governing Body & Public Boards			19,471,958.14	Local District School Taxes 10,944,621.00	
Municipal Clerk		1993 Payments in Lieu of Taxes		Regional & Consolidated School Tax	
Financial Administration	68,450.00	Delinquent Tax & Lien Collections	583,160.89	School Taxes in Municipal Budget	
Assessment of Taxes	40,400.00	Business Personalty Replacement Taxes	285,662.44	County Taxes .54 4,787,440.90	
Collection of Taxes	57,100.00	Taxes From Public Utilities	1,656,274.00	County Library Taxes .03 304,679.24	
Planning, Housing & Development	47,525.00	Other Miscellaneous Tax Revenues		Local Municipal Purpose Taxes .34 3,014,425.55	
Human Resources	90,365.00	State Aid Revenues	526,973.10	Veteran & Senior Citizen Taxes 133,900.00	
Elections		Federal Aid Revenues		Total Taxes for Rate Computation 2.14 19,185,066.69	
General Administration (other)	591,750.00			Special District Taxes 794,750.00	
JUDICIARY		Sale of Acquired Property		Bank Corp. Taxes	
Municipal Courts	54,000.00	Other Miscellaneous Revenues	702,440.69	Added and Omitted Taxes 165,880.95	
PUBLIC SAFETY		Total	23,226,469.26	Total Taxes Levied - ABSTRACT 20,011,797.64	
Fire Protection		Prior Years Surplus Appropriated	1,000,000.00	Total Taxes Billed 20,020,457.30	
Police Protection	1,627,625.00	REVENUES TOTAL	24,226,469.26	1993 TAXES COLLECTED 19,471,958.14	
Civil Defense & Disaster Control	2,600.00	Reserve For Uncollected Taxes	1,003,575.88	1993 Taxes Cancelled, Abated or Adjusted 46,092.64	
Environmental Inspection & Control		CAPITAL OUTLAY TOTAL	1,239,968.74	Transfer to Tax Title Liens or Foreclosed 25,180.64	
Other Public Safety				Balance Outstanding Dec. 31, 1993 477,225.88	
PUBLIC WORKS				PRIOR YEARS TAXES OUTSTANDING	
Streets and Drainage	1,055,800.00	Public Enterprises		Balance January 1, 1993 613,428.85	
Sewers and Sewage Processing		Recreation-Culture		Collected in 1993 583,160.89	
Garbage and Trash Disposal	918,000.00	Public Works	63,440.54	Cancelled, Abated or Adjusted 1993	
Public Buildings and Grounds	95,000.60	Buildings and Grounds	993,764.02	Transfers to Tax Title Liens or Foreclosed	
Other Public Works		Library and Education	182,764.18	Balance December 31, 1993 30,267.96	
HEALTH and WELFARE		Conservation		TAX TITLE LIENS OUTSTANDING	
Health Services Except Environmental	4,075.00	All Other		Balance January 1, 1993 71,842.49	
Welfare-Public Assistance	5,900.00			Transfer From Taxes 25,180.64	
Hospital, Clinics, First Aid		CAPITAL DEBT AUTHORIZED, DECEMBER 31, 1993		Redeemed in 1993	
Animal, Insect, & Radent Control	12,000.00	ISSUED AND UNISSUED		Cancelled, Abated or Adjusted (1993)	
Other Welfare Services		School	1,730,000	Transfer to Foreclosed Property	
RECREATION and CONSERVATION		Self-Liquidating	4,500,758	Balance December 31, 1993 97,023.13	
Beaches and Boardwalks		Other	4,500,758	PROPERTY ACQUIRED BY DEED OR	
Parks, Playgrounds, Shade Trees	2,000.00	Total	6,230,758	FORECLOSURE	
Land Reclamation & Conservation	11,904.10			Balance January 1, 1993 26,070.00	
Other Recreational Services	65,500.00	ISSUED AND OUTSTANDING		Transfers From Taxes or Liens	
EDUCATION (excluding schools)		School	1,730,000.00	Sale For Cash (1993)	
Libraries	37,100.00	Self-Liquidating	2,874,967.87	Cancelled, Abated or Adjusted (1993)	
Other Educational Services		Other	4,604,967.87	Balance December 31, 1993 26,070.00	
STATUTORY EXPENDITURES		Total		CURRENT FINANCES DECEMBER 31, 1993	
Pensions & F. I. C. A.	289,845.00	EQUALIZED VALUATION BASIS		ASSETS	
Employee Fringe Benefits	531,000.00	FOR NET DEBT COMPUTATION	888,401,214	Cash Dec. 31, 1993 4,584,650.39	
Other Statutory Expenditures		REAL PROPERTY VALUATIONS		Taxes Receivable 507,493.84	
CETA And Other Public Employment Programs		Code Class # of Parcels % VAL'N	ASSESSED VALUATION	Tax Title Liens 97,023.13	
MUNICIPAL FUNCTIONS TOTAL	5,608,939.70	1 Vacant Land 359 1.60	13,522,600.00	Foreclosed Property 26,070.00	
CAPITAL IMPROVEMENTS *MEMO*	80,000.00	2 Residential 4832 77.43	653,296,850.00	Emergencies & Other Deferred Charges 43,000.00	
DEBT SERVICE		3 Farm 17 .15	1,298,150.00	State and Federal Aid Receivable 4,623.16	
Principal Payments	307,049.66	4a Commercial 173 11.46	96,720,300.00	Other Receivables 191,381.46	
Interest Payments	184,125.00	4b Industrial 106 9.34	78,330,000.00	Total 5,454,241.98	
		4c Apartments 1 .01	95,200.00	LIABILITIES, RESERVES, AND SURPLUS	
		Total 5488	843,763,100.00	Cash Liabilities 2,252,254.40	
DEFERRED CHARGES	93,851.45	Land Area 7.57 Sq. Miles		Reserves for Receivables 321,963.43	
SCHOOL, COUNTY, SPECIAL DISTRICT TAXES	16,831,491.14	Net Valuation Taxable-Municipal	850,302,510	Surplus Dec. 31, 1993 2,380,019.15	
RESERVE FOR UNCOLLECTED TAXES	1,003,575.88	Net Valuation Taxable-County	910,328,869	Total 5,454,241.98	
EXPENDITURES TOTAL	24,029,032.83	State Equalized Valuation	889,783,522		
		State Equalization Ratio	95.53		

2022

Population 1990 14,629
 Population 1993 14,532
 S & P Rating
 Moody Rating A1

General Tax Rate Per \$100. 3.34
 State Equalized Tax Rate 2.23

CLARK TOWNSHIP - UNION COUNTY
 Form of Government:
Mayor-Council Plan F (OMCL 50)
 Number of Members on Governing Body - 7

PER CAPITA:
 Gross Debt 752.63
 Net Debt 735.37
 Debt Service 44.99
 Total Tax Levy 1,833.95
 Municipal Expenditures 753.51

PER CENT:
 Gross Debt .94
 Net Debt .91
 Tax Levy Collected 98.54
 Tax Levy Cancelled, Abated or Adjusted .31

EXPENDITURES		REVENUES-REALIZED		1993 PROPERTY TAX	
GENERAL GOVERNMENT				STATE EQUALIZED TAX RATE	
Governing Body & Public Boards	46,890.00	1993 Property Taxes Collected	26,273,355.44	Local District School Taxes	8,998,251.00
Municipal Clerk	93,977.00	1993 Payments in Lieu of Taxes		Regional & Consolidated School Tax	5,808,909.55
Financial Administration	111,768.00	Delinquent Tax & Lien Collections	554,722.43	School Taxes in Municipal Budget	
Assessment of Taxes	93,991.70	Business Personolty Replacement Taxes	560,244.08	County Taxes	5,169,896.71
Collection of Taxes	39,279.00	Taxes From Public Utilities	1,133,548.00	County Library Taxes	
Planning, Housing & Development	11,063.16	Other Miscellaneous Tax Revenues		Local Municipal Purpose Taxes	6,649,856.49
Human Resources	149,870.68	State Aid Revenues	1,056,093.55	Veteran & Senior Citizen Taxes	194,100.00
Elections	9,095.00	Federal Aid Revenues		Total Taxes for Rate Computation	26,821,013.75
General Administration (other)	525,171.92			Special District Taxes	
JUDICIARY				Bank Corp. Taxes	
Municipal Courts	162,590.00	Sole of Acquired Property		Added and Omitted Taxes	23,976.34
PUBLIC SAFETY		Other Miscellaneous Revenues	1,401,501.62	Total Taxes Levied - ABSTRACT	26,650,890.09
Fire Protection	350,748.60			Total Taxes Billed	26,662,599.51
Police Protection	2,550,003.30	Prior Years Surplus Appropriated	30,979,465.12	1993 TAXES COLLECTED	26,273,355.44
Civil Defense & Disaster Control	10,314.00	REVENUES TOTAL	30,979,465.12	1993 Taxes Cancelled, Abated or Adjusted	83,558.78
Environmental Inspection & Control	107,529.00	Reserve For Uncollected Taxes	850,000.00	Transfer to Tax Title Liens or Foreclosed	8,332.46
Other Public Safety		CAPITAL OUTLAY TOTAL	1,482,038.35	Balance Outstanding Dec. 31, 1993	297,352.83
PUBLIC WORKS				PRIOR YEARS TAXES OUTSTANDING	
Streets and Drainage	794,195.18	Public Enterprises		Balance January 1, 1993	557,174.55
Sewers and Sewage Processing	1,913,655.00	Recreation-Culture		Collected in 1993	554,722.43
Gorbage and Trash Disposal		Public Works	297,375.10	Cancelled, Abated or Adjusted 1993	
Public Buildings and Grounds	231,658.00	Buildings and Grounds	1,184,663.25	Transfers to Tax Title Liens or Foreclosed	7.02
Other Public Works	72,641.00	Library and Education		Balance December 31, 1993	2,445.10
HEALTH and WELFARE		Conservation		TAX TITLE LIENS OUTSTANDING	
Health Services Except Environmental	42,385.00	All Other		Balance January 1, 1993	45,704.28
Welfare-Public Assistance	6,610.00	CAPITAL DEBT AUTHORIZED, DECEMBER 31, 1993		Transfer From Taxes	8,354.48
Hospital, Clinics, First Aid	2,000.00	ISSUED AND UNISSUED		Redeemed In 1993	
Animal, Insect, & Rodent Control	10,000.00	School	189,021	Cancelled, Abated or Adjusted (1993)	
Other Welfare Services		Self-Liquidating		Transfer to Foreclosed Property	
RECREATION and CONSERVATION		Other	10,849,980	Balance December 31, 1993	54,058.76
Beaches and Boardwalks		Total	11,039,001	PROPERTY ACQUIRED BY DEED OR FORECLOSURE	
Parks, Playgrounds, Shade Trees	15,819.00	ISSUED AND OUTSTANDING		Balance January 1, 1993	35,575.00
Land Reclamation & Conservation		School	189,021.87	Transfers From Taxes or Liens	
Other Recreational Services	46,265.00	Self-Liquidating		Sale For Cash (1993)	
EDUCATION (excluding schools)		Other	8,163,000.00	Cancelled, Abated or Adjusted (1993)	
Libraries	411,000.00	Total	8,352,021.87	Balance December 31, 1993	35,575.00
Other Educational Services		EQUALIZED VALUATION BASIS		CURRENT FINANCES DECEMBER 31, 1993	
STATUTORY EXPENDITURES		FOR NET DEBT COMPUTATION	1,170,689.227	ASSETS	
Pensions & F. I. C. A.	602,447.36	REAL PROPERTY VALUATIONS		Cash Dec. 31, 1993	2,581,709.23
Employee Fringe Benefits	961,752.00	Code Class # of Parcels % VAL'N		Taxes Receivable	299,797.93
Other Statutory Expenditures		1 Vacant Land 105 .69	4,790,800.00	Tax Title Liens	54,058.76
CETA And Other Public Employment Programs		2 Residential 4733 79.22	541,478,400.00	Foreclosed Property	35,575.00
MUNICIPAL FUNCTIONS		3 Farm 3 .02	121,500.00	Emergencies & Other Deferred Charges	164,308.85
CAPITAL IMPROVEMENTS		4a Commercial 202 11.97	82,891,300.00	State and Federal Aid Receivable	13,269.60
DEBT SERVICE		4b Industrial 24 6.35	43,932,400.00	Other Receivables	44,011.50
Principal Payments	350,000.00	4c Apartments 6 2.74	18,983,000.00	Total	3,192,730.87
Interest Payments	302,292.22	Total 5073	692,247,400.00	LIABILITIES, RESERVES, AND SURPLUS	
DEFERRED CHARGES		Land Area 4.53 Sq. Miles		Cash Liabilities	1,404,886.46
SCHOOL, COUNTY, SPECIAL DISTRICT TAXES	75,000.00	Net Valuation Taxable-Municipal	693,714,145	Reserves for Receivables	433,443.19
RESERVE FOR UNCOLLECTED TAXES	19,977,057.26	Net Valuation Taxable-County	1,140,195,596	Surplus Dec. 31, 1993	1,354,401.22
EXPENDITURES		State Equalized Valuation	1,167,348,211	Total	3,192,730.87
TOTAL	30,927,067.38	State Equalization Ratio	59.35		

0801

Population 1990 6,155
 Population 1993 6,647
 S & P Rating
 Moody Rating BAA

General Tax Rate Per \$100. 4.36
 State Equalized Tax Rate 2.49

CLAYTON BOROUGH - GLOUCESTER CO.

Form of Government:

Borough Council

Number of Members on Governing Body - 6

PER CAPITA

Gross Debt 1,091.51
 Net Debt 129.10
 Debt Service 31.67
 Total Tax Levy 755.88
 Municipal Expenditures 520.03

PER CENT.

Gross Debt 3.22
 Net Debt .47
 Tax Levy Collected 90.95
 Tax Levy Cancelled, Abated
 or Adjusted

EXPENDITURES		REVENUES-REALIZED		1993 PROPERTY TAX	
GENERAL GOVERNMENT				STATE EQUALIZED TAX RATE 1.13	
Governing Body & Public Boards	11,577.00	1993 Property Taxes Collected	4,581,541.92	Local District School Taxes	2,219,868.00
Municipal Clerk	19,242.00	1993 Payments in Lieu of Taxes		Regional & Consolidated School Tax	
Financial Administration	94,137.00	Delinquent Tax & Lien Collections	429,719.27	School Taxes in Municipal Budget	
Assessment of Taxes	169,403.00	Business Personalty Replacement Taxes	50,022.33	County Taxes	1,203,814.54
Collection of Taxes	43,914.00	Taxes From Public Utilities	337,272.38	County Library Taxes	56,409.89
Planning, Housing & Development	10,310.00	Other Miscellaneous Tax Revenues		Local Municipal Purpose Taxes	1,393,086.20
Human Resources	53,261.00	State Aid Revenues	371,350.66	Veteran & Senior Citizen Taxes	65,200.00
Elections	1,760.00	Federal Aid Revenues		Total Taxes for Rate Computation	4,938,378.62
General Administration (other)	527,343.00			Special District Taxes	
JUDICIARY		Sale of Acquired Property	747,710.21	Bank Corp. Taxes	151,162.32
Municipal Courts	44,723.00	Other Miscellaneous Revenues	6,517,616.77	Added and Omitted Taxes	
PUBLIC SAFETY		Total	6,517,616.77	Total Taxes Levied - ABSTRACT	5,024,340.94
Fire Protection	32,800.10	Prior Years Surplus Appropriated	350,000.00	Total Taxes Billed	5,037,602.32
Police Protection	818,684.31	REVENUES TOTAL	6,867,616.77	1993 TAXES COLLECTED	4,581,541.92
Civil Defense & Disaster Control	1,548.00	Reserve For Uncollected Taxes	456,971.64	1993 Taxes Cancelled, Abated or Adjusted	
Environmental Inspection & Control	66,533.94	CAPITAL OUTLAY TOTAL	197,362.45	Transfer to Tax Title Liens or Foreclosed	39,609.66
Other Public Safety				Balance Outstanding Dec. 31, 1993	416,450.30
PUBLIC WORKS				PRIOR YEARS TAXES OUTSTANDING	
Streets and Drainage	250,070.40	Public Enterprises	145,789.64	Balance January 1, 1993	465,569.24
Sewers and Sewage Processing		Recreation-Culture	13,707.73	Collected in 1993	406,340.13
Gorbage and Trash Disposal	362,500.00	Public Works	29,931.29	Cancelled, Abated or Adjusted 1993	
Public Buildings and Grounds	13,843.00	Buildings and Grounds	8,433.79	Transfers to Tax Title Liens or Foreclosed	36,378.74
Other Public Works	20,949.00	Library and Education		Balance December 31, 1993	22,850.37
HEALTH and WELFARE		Conservation		TAX TITLE LIENS OUTSTANDING	
Health Services Except Environmental	10,625.00	All Other		Balance January 1, 1993	104,779.40
Welfare-Public Assistance	5,973.00	CAPITAL DEBT AUTHORIZED, DECEMBER 31, 1993		Transfer From Taxes	76,661.83
Hospital, Clinics, First Aid		ISSUED AND UNISSUED		Redeemed In 1993	23,379.14
Animal, Insect, & Rodent Control		School	4,600,000.00	Cancelled, Abated or Adjusted (1993)	5,866.99
Other Welfare Services		Self-Liquidating	1,797,156.00	Transfer to Foreclosed Property	
RECREATION and CONSERVATION		Other	858,124.00	Balance December 31, 1993	152,197.10
Beaches and Boardwalks		Total	7,255,280.00	PROPERTY ACQUIRED BY DEED OR FORECLOSURE	
Parks, Playgrounds, Shade Trees		ISSUED AND OUTSTANDING		Balance January 1, 1993	301,606.50
Land Reclamation & Conservation	48,948.00	School	4,600,000.00	Transfers From Taxes or Liens	
Other Recreational Services	30,325.00	Self-Liquidating	1,797,156.00	Sale For Cash (1993)	
EDUCATION (excluding schools)		Other	858,124.00	Cancelled, Abated or Adjusted (1993)	
Libraries		Total	7,255,280.00	Balance December 31, 1993	301,606.50
Other Educational Services	100.00	EQUALIZED VALUATION BASIS FOR NET DEBT COMPUTATION	182,493,267	CURRENT FINANCES DECEMBER 31, 1993	
STATUTORY EXPENDITURES		REAL PROPERTY VALUATIONS		ASSETS	
Pensions & F. I. C. A.	120,743.99	Code Class # of Parcels % VAL'N	ASSESSED VALUATION	Cash Dec. 31, 1993	1,326,346.81
Employee Fringe Benefits		1 Vacant Land 487 4.40	5,231,900.00	Taxes Receivable	439,301.17
Other Statutory Expenditures		2 Residential 1900 76.31	91,434,700.00	Tax Title Liens	152,197.10
CETA And Other Public Employment Programs		3 Farm 54 1.15	1,379,500.00	Foreclosed Property	301,606.50
MUNICIPAL FUNCTIONS		4a Commercial 83 7.31	8,703,900.00	Emergencies & Other Deferred Charges	130,456.00
CAPITAL IMPROVEMENTS	2,758,363.74	4b Industrial 16 7.59	9,152,300.00	State and Federal Aid Receivable	20,878.97
DEBT SERVICE		4c Apartments 8 2.64	3,138,800.00	Other Receivables	84,717.72
Principal Payments	159,361.00	Total	119,041,100.00	Total	2,455,502.27
Interest Payments	51,157.31	Land Area 7.26 Sq. Miles		LIABILITIES, RESERVES, AND SURPLUS	
DEFERRED CHARGES	30,761.56	Net Valuation Taxable-Municipal	120,248,029	Cash Liabilities	686,910.46
SCHOOL, COUNTY, SPECIAL DISTRICT TAXES	3,480,092.42	Net Valuation Taxable-County	195,303,094	Reserves for Receivables	966,371.61
RESERVE FOR UNCOLLECTED TAXES	456,971.64	State Equalized Valuation	195,116,523	Surplus Dec. 31, 1993	902,220.20
EXPENDITURES TOTAL	6,936,717.57	State Equalization Ratio	61.39	Total	2,455,502.27

0411

Population 1990 5,601
 Population 1993 5,613
 S & P Rating 3B3+
 Moody Rating 3AA1

General Tax Rate Per \$100. 2.93
 State Equalized Tax Rate 2.98

CLEMENTON BOROUGH - CAMDEN CO.

Form of Government:
 Borough Council

Number of Members on Governing Body - 6

PER CAPITA:

Gross Debt 1,065.16
 Net Debt 663.31
 Debt Service 68.98
 Total Tax Levy 944.31
 Municipal Expenditures 516.93

PER CENT:

Gross Debt 3.51
 Net Debt 2.19
 Tax Levy Collected 92.73
 Tax Levy Cancelled, Abated
 or Adjusted .36

EXPENDITURES		REVENUES-REALIZED		1993 PROPERTY TAX	
GENERAL GOVERNMENT		1993 Property Taxes Collected		STATE EQUALIZED TAX RATE	
Governing Body & Public Boards			4,916,827.01	Local District School Taxes	1,322,616.00
Municipal Clerk		1993 Payments in Lieu of Taxes		Regional & Consolidated School Tax	942,851.48
Financial Administration	65,300.00	Delinquent Tax & Lien Collections	373,497.30	School Taxes in Municipal Budget	
Assessment of Taxes	17,500.00	Business Personalty Replacement Taxes	37,522.36	County Taxes	1,410,344.47
Collection of Taxes	34,200.00	Taxes From Public Utilities	223,213.48	County Library Taxes	52,097.98
Planning, Housing & Development	13,500.00	Other Miscellaneous Tax Revenues		Local Municipal Purpose Taxes	1,546,063.00
Human Resources	48,793.00	State Aid Revenues	452,895.03	Veteran & Senior Citizen Taxes	58,900.00
Elections	4,000.00	Federal Aid Revenues		Total Taxes for Rate Computation	5,332,872.93
General Administration (other)	295,550.00			Special District Taxes	
JUDICIARY		Sale of Acquired Property		Bank Corp. Taxes	
Municipal Courts	65,071.50	Other Miscellaneous Revenues	327,010.07	Added and Omitted Taxes	26,446.87
PUBLIC SAFETY		Total	6,330,965.25	Total Taxes Levied - ABSTRACT	5,300,419.83
Fire Protection	41,135.30	Prior Years Surplus Appropriated	250,000.00	Total Taxes Billed	5,302,232.90
Police Protection	560,967.38	REVENUES TOTAL	5,580,965.25	1993 TAXES COLLECTED	4,916,827.01
Civil Defense & Disaster Control	1,400.00	Reserve For Uncollected Taxes	499,625.85	1993 Taxes Cancelled, Abated or Adjusted	19,113.59
Environmental Inspection & Control	24,650.00			Transfer to Tax Title Liens or Foreclosed	48,912.98
Other Public Safety		CAPITAL OUTLAY TOTAL	62,179.09	Balance Outstanding Dec. 31, 1993	317,379.32
PUBLIC WORKS				PRIOR YEARS TAXES OUTSTANDING	
Streets and Drainage	158,850.00	Public Enterprises	7,995.58	Balance January 1, 1993	303,456.48
Sewers and Sewage Processing		Recreation-Culture		Collected in 1993	273,611.23
Garbage and Trash Disposal	322,000.00	Public Works	50,350.09	Cancelled, Abated or Adjusted 1993	3,844.92
Public Buildings and Grounds	34,900.00	Buildings and Grounds	3,833.42	Transfers to Tax Title Liens or Foreclosed	4,872.27
Other Public Works		Library and Education		Balance December 31, 1993	21,128.06
HEALTH and WELFARE		Conservation		TAX TITLE LIENS OUTSTANDING	
Health Services Except Environmental	4,900.00	All Other		Balance January 1, 1993	287,431.37
Welfare-Public Assistance	5,700.00			Transfer From Taxes	54,271.37
Hospital, Clinics, First Aid		CAPITAL DEBT AUTHORIZED, DECEMBER 31, 1993		Redeemed In 1993	99,886.07
Animal, Insect, & Rodent Control		ISSUED AND UNISSUED		Cancelled, Abated or Adjusted (1993)	
Other Welfare Services		School	1,909,027	Transfer to Foreclosed Property	
RECREATION and CONSERVATION		Self-Liquidating	1,007,725	Balance December 31, 1993	241,816.67
Beaches and Boardwalks		Other	3,062,000	PROPERTY ACQUIRED BY DEED OR	
Parks, Playgrounds, Shade Trees	2,300.00	Total	5,978,752	FORECLOSURE	
Land Reclamation & Conservation	500.00			Balance January 1, 1993	771,956.45
Other Recreational Services	1,000.00	ISSUED AND OUTSTANDING		Transfers From Taxes or Liens	
EDUCATION (excluding schools)		School	1,909,027.48	Sale For Cash (1993)	
Libraries	11,310.00	Self-Liquidating	1,007,725.31	Cancelled, Abated or Adjusted (1993)	
Other Educational Services		Other	2,915,000.00	Balance December 31, 1993	771,956.45
STATUTORY EXPENDITURES		Total	5,831,752.79	CURRENT FINANCES DECEMBER 31, 1993	
Pensions & F. I. C. A.	90,294.71	EQUALIZED VALUATION BASIS		ASSETS	
Employee Fringe Benefits	198,500.00	FOR NET DEBT COMPUTATION	170,294,218	Cash Dec. 31, 1993	2,248,896.05
Other Statutory Expenditures		REAL PROPERTY VALUATIONS		Taxes Receivable	338,507.39
CETA And Other Public Employment Programs		Code Class # of Parcels % VAL'N		Tax Title Liens	241,816.67
MUNICIPAL FUNCTIONS		1 Vacant Land 341 2.73		Foreclosed Property	771,956.45
CAPITAL IMPROVEMENTS		2 Residential 1606 74.31		Emergencies & Other Deferred Charges	24,800.00
DEBT SERVICE		3 Farm 2 .05		State and Federal Aid Receivable	9,905.40
Principal Payments	175,000.00	4a Commercial 98 17.76		Other Receivables	57,425.28
Interest Payments	212,166.71	4b Industrial		Total	3,693,307.23
DEFERRED CHARGES		4c Apartments 6 5.15		LIABILITIES, RESERVES, AND SURPLUS	
SCHOOL, COUNTY, SPECIAL DISTRICT TAXES	12,400.00	Total 2053		Cash Liabilities	1,507,706.72
RESERVE FOR UNCOLLECTED TAXES	3,727,907.93	Land Area 1.91 Sq. Miles		Reserves for Receivables	1,409,705.78
EXPENDITURES TOTAL	6,629,424.38	Net Valuation Taxable-Municipal	179,999,485	Surplus Dec. 31, 1993	775,894.73
		Net Valuation Taxable-County	179,577,324		
		State Equalized Valuation	176,975,030		
		State Equalization Ratio	101.72		

0206

Population 1990 20,393
 Population 1993 20,808
 S & P Rating
 Moody Rating

General Tax Rate Per \$100. 1.93
 State Equalized Tax Rate 1.76

CLIFFSIDE PARK BOROUGH - BERGEN CO.

Form of Government:

Borough Council

Number of Members on Governing Body - 6

PER CAPITA

Gross Debt 89.47
 Net Debt 39.47
 Debt Service 78.93
 Total Tax Levy 1,193.53
 Municipal Expenditures 814.20

PER CENT.

Gross Debt .13
 Net Debt .13
 Tax Levy Collected 95.85
 Tax Levy Cancelled, Abated or Adjusted .14

EXPENDITURES		REVENUES-REALIZED		1993 PROPERTY TAX	
GENERAL GOVERNMENT				STATE EQUALIZED TAX RATE	
Governing Body & Public Boards	1,000.00	1993 Property Taxes Collected		Local District School Taxes	12,317,719.50
Municipal Clerk		1993 Payments in Lieu of Taxes		Regional & Consolidated School Tax	
Financial Administration	46,000.00	Delinquent Tax & Lien Collections		School Taxes in Municipal Budget	
Assessment of Taxes	61,500.00	Business Personal Replacement Taxes		County Taxes	3,952,974.00
Collection of Taxes	204,000.00	Taxes From Public Utilities		County Library Taxes	
Planning, Housing & Development	58,000.00	Other Miscellaneous Tax Revenues		Local Municipal Purpose Taxes	8,455,750.00
Human Resources	124,971.00	State Aid Revenues		Veteran & Senior Citizen Taxes	143,900.00
Elections		Federal Aid Revenues		Total Taxes for Rate Computation	24,870,343.50
General Administration (other)	1,651,851.00	Sale of Acquired Property		Special District Taxes	
JUDICIARY		Other Miscellaneous Revenues		Bank Corp. Taxes	
Municipal Courts	135,000.00	Total		Added and Omitted Taxes	108,596.83
PUBLIC SAFETY		Prior Years Surplus Appropriated		Total Taxes Levied - ABSTRACT	24,835,040.33
Fire Protection	1,165,695.00	REVENUES TOTAL		Total Taxes Billed	24,918,991.46
Police Protection	2,360,271.00	Reserve For Uncollected Taxes		1993 TAXES COLLECTED	23,885,525.88
Civil Defense & Disaster Control	7,500.00	CAPITAL OUTLAY TOTAL		1993 Taxes Cancelled, Abated or Adjusted	40,335.00
Environmental Inspection & Control	140,300.00			Transfer to Tax Title Liens or Foreclosed	18,950.67
Other Public Safety				Balance Outstanding Dec. 31, 1993	974,179.91
PUBLIC WORKS				PRIOR YEARS TAXES OUTSTANDING	
Streets and Drainage	849,000.00			Balance January 1, 1993	917,215.75
Sewers and Sewage Processing	1,651,316.00			Collected in 1993	917,215.75
Garbage and Trash Disposal	1,706,295.00			Cancelled, Abated or Adjusted 1993	
Public Buildings and Grounds	180,000.00			Transfers to Tax Title Liens or Foreclosed	
Other Public Works	84,000.00			Balance December 31, 1993	
HEALTH and WELFARE				TAX TITLE LIENS OUTSTANDING	
Health Services Except Environmental	139,125.00			Balance January 1, 1993	5,971.11
Welfare-Public Assistance	38,150.00			Transfer From Taxes	45,231.26
Hospital, Clinics, First Aid				Redeemed In 1993	315.68
Animal, Insect, & Rodent Control				Cancelled, Abated or Adjusted (1993)	
Other Welfare Services				Transfer to Foreclosed Property	
RECREATION and CONSERVATION				Balance December 31, 1993	50,886.69
Beaches and Boardwalks				PROPERTY ACQUIRED BY DEED OR	
Parks, Playgrounds, Shade Trees	105,000.00			FORECLOSURE	
Land Reclamation & Conservation	92,561.00			Balance January 1, 1993	31,661.78
Other Recreational Services	170,150.00			Transfers From Taxes or Liens	
EDUCATION (excluding schools)				Sale For Cash (1993)	
Libraries	508,337.00			Cancelled, Abated or Adjusted (1993)	275.00
Other Educational Services				Balance December 31, 1993	31,386.78
STATUTORY EXPENDITURES				CURRENT FINANCES DECEMBER 31, 1993	
Pensions & F. I. C. A.	769,619.00			ASSETS	
Employee Fringe Benefits	1,070,000.00			Cash Dec. 31, 1993	8,212,552.00
Other Statutory Expenditures				Taxes Receivable	974,179.91
CETA And Other Public Employment Programs				Tax Title Liens	50,886.69
MUNICIPAL FUNCTIONS TOTAL	13,319,641.00			Foreclosed Property	31,386.78
CAPITAL IMPROVEMENTS	100,000.00			Emergencies & Other Deferred Charges	
DEBT SERVICE				State and Federal Aid Receivable	75,500.00
Principal Payments	1,441,044.00			Other Receivables	336.62
Interest Payments	201,321.00			Total	9,344,842.00
DEFERRED CHARGES				LIABILITIES, RESERVES, AND SURPLUS	
SCHOOL, COUNTY, SPECIAL DISTRICT TAXES	16,270,693.50			Cash Liabilities	3,149,608.00
RESERVE FOR UNCOLLECTED TAXES	1,979,793.00			Reserves for Receivables	1,056,790.00
EXPENDITURES TOTAL	33,212,492.50			Surplus Dec. 31, 1993	5,138,444.00
				Total	9,344,842.00

1602

Population 1990 71,742
 Population 1993 73,413
 S & P Rating AA-
 Moody Rating A1

General Tax Rate Per \$100. 2.01
 State Equalized Tax Rate 2.02

CLIFTON CITY - PASSAIC COUNTY
 Form of Government:
Council-Manager (1923)
 Number of Members on Governing Body - 7

PER CAPITA:
 Gross Debt 599.03
 Net Debt 336.53
 Debt Service 71.57
 Total Tax Levy 1,405.04
 Municipal Expenditures 748.09

PER CENT:
 Gross Debt .34
 Net Debt .48
 Tax Levy Collected 97.65
 Tax Levy Cancelled, Abated or Adjusted .21

EXPENDITURES		REVENUES-REALIZED		1993 PROPERTY TAX	
GENERAL GOVERNMENT				STATE EQUALIZED TAX RATE	
Governing Body & Public Boards	30,100.00	1993 Property Taxes Collected	100,365,537.00	Local District School Taxes	.93 47,736,264.00
Municipal Clerk	233,519.00	1993 Payments in Lieu of Taxes		Regional & Consolidated School Tax	
Financial Administration	813,062.00	Delinquent Tax & Lien Collections	2,495,702.00	School Taxes in Municipal Budget	.02 786,652.00
Assessment of Taxes	509,620.00	Business Personalty Replacement Taxes	3,161,018.00	County Taxes	.55 28,192,712.92
Collection of Taxes		Taxes From Public Utilities	5,841,864.00	County Library Taxes	
Planning, Housing & Development	176,129.00	Other Miscellaneous Tax Revenues		Local Municipal Purpose Taxes	.51 26,310,294.00
Human Resources	1,091,262.00	State Aid Revenues	7,469,892.00	Veteran & Senior Citizen Taxes	
Elections		Federal Aid Revenues		Total Taxes for Rate Computation	2.01 103,929,822.92
General Administration (other)	2,889,388.00			Special District Taxes	
JUDICIARY		Sale of Acquired Property		Bank Corp. Taxes	
Municipal Courts	695,695.00	Other Miscellaneous Revenues	3,807,133.00	Added and Omitted Taxes	
PUBLIC SAFETY		Total	123,641,146.00	Total Taxes Levied - ABSTRACT	103,148,308.92
Fire Protection	6,870,383.00	Prior Years Surplus Appropriated	6,249,232.00	Total Taxes Billed	103,288,989.00
Police Protection	8,606,738.00	REVENUES	129,890,378.00	1993 TAXES COLLECTED	100,865,537.00
Civil Defense & Disaster Control	12,548.00	Reserve For Uncollected Taxes	2,787,974.00	1993 Taxes Cancelled, Abated or Adjusted	221,315.00
Environmental Inspection & Control	379,985.00	CAPITAL OUTLAY	TOTAL 1,492,027.00	Transfer to Tax Title Liens or Foreclosed	274,923.00
Other Public Safety		Public Enterprises		Balance Outstanding Dec. 31, 1993	1,927,216.00
PUBLIC WORKS		Recreation-Culture		PRIOR YEARS TAXES OUTSTANDING	
Streets and Drainage	522,401.00	Public Works	72,035.00	Balance January 1, 1993	2,006,796.00
Sewers and Sewage Processing	4,781,361.00	Buildings and Grounds	1,345,277.00	Collected in 1993	1,846,113.00
Gorbage and Trash Disposal	4,849,000.00	Library and Education	74,715.00	Cancelled, Abated or Adjusted 1993	13,198.00
Public Buildings and Grounds	14,881.00	Conservation		Transfers to Tax Title Liens or Foreclosed	3,770.00
Other Public Works	3,103,872.00	All Other		Balance December 31, 1993	143,715.00
HEALTH and WELFARE		CAPITAL DEBT AUTHORIZED, DECEMBER 31, 1993		TAX TITLE LIENS OUTSTANDING	
Health Services Except Environmental	862,563.00	ISSUED AND UNISSUED		Balance January 1, 1993	1,221,117.00
Welfare-Public Assistance		School	15,882,184	Transfer From Taxes	280,621.00
Hospital, Clinics, First Aid		Self-Liquidating	28,021,223	Redeemed In 1993	649,589.00
Animal, Insect, & Rodent Control		Other	43,903,407	Cancelled, Abated or Adjusted (1993)	
Other Welfare Services		Total	86,806,814	Transfer to Foreclosed Property	
RECREATION and CONSERVATION		ISSUED AND OUTSTANDING		Balance December 31, 1993	852,149.00
Beaches and Boardwalks		School	14,870,036.00	PROPERTY ACQUIRED BY DEED OR FORECLOSURE	
Parks, Playgrounds, Shade Trees	603,944.00	Self-Liquidating	24,637,676.00	Balance January 1, 1993	248,900.00
Land Reclamation & Conservation	329,287.00	Other	24,637,676.00	Transfers From Taxes or Liens	
Other Recreational Services	110,991.00	Total	39,507,712.00	Sale For Cash (1993)	
EDUCATION (excluding schools)		EQUALIZED VALUATION BASIS		Cancelled, Abated or Adjusted (1993)	
Libraries	1,737,412.00	FOR NET DEBT COMPUTATION	5,198,123,352	Balance December 31, 1993	248,900.00
Other Educational Services		REAL PROPERTY VALUATIONS		CURRENT FINANCES DECEMBER 31, 1993	
STATUTORY EXPENDITURES		Code Class # of Parcels % VAL'N	ASSESSED VALUATION	ASSETS	
Pensions & F. I. C. A.	2,553,724.00	1 Vacant Land 447 1.20	61,158,800.00	Cash Dec. 31, 1993	11,272,339.00
Employee Fringe Benefits	3,775,000.00	2 Residential 19918 66.22	3,384,339,000.00	Taxes Receivable	2,070,929.00
Other Statutory Expenditures		3 Farm 4 .01	509,400.00	Tax Title Liens	852,149.00
CETA And Other Public Employment Programs		4a Commercial 1093 13.43	686,389,100.00	Foreclosed Property	248,900.00
MUNICIPAL FUNCTIONS		4b Industrial 448 16.57	846,841,100.00	Emergencies & Other Deferred Charges	
CAPITAL IMPROVEMENTS		4c Apartments 106 2.57	131,424,700.00	State and Federal Aid Receivable	274,058.00
DEBT SERVICE		Total 22016	5,110,662,100.00	Other Receivables	119,414.00
Principal Payments	3,255,396.00	Land Area 11.20 Sq. Miles		Total	14,837,789.00
Interest Payments	1,998,940.00	Net Valuation Taxable-Municipal	5,132,666,803	LIABILITIES, RESERVES, AND SURPLUS	
TYPE I SCHL DEBT *MEMO	786,652.00	Net Valuation Taxable-County	5,372,409,108	Cash Liabilities	5,085,372.00
DEFERRED CHARGES		State Equalized Valuation	5,114,955,819	Reserves for Receivables	3,291,392.00
SCHOOL, COUNTY, SPECIAL DISTRICT TAXES	1,324,225.00	State Equalization Ratio	100.35	Surplus Dec. 31, 1993	6,461,025.00
RESERVE FOR UNCOLLECTED TAXES	76,715,628.92			Total	14,837,789.00
EXPENDITURES					
TOTAL	131,635,028.92				

1987 - 1990

* ABOVE DEBT SERVICE INCLUDES TYPE I SCHOOL DEBT

Population 1990 2,054
 Population 1993 2,288
 S & P Rating AAA
 Moody Rating 3AA1

General Tax Rate Per \$100. 2.32
 State Equalized Tax Rate 1.97

CLINTON TOWN - HUNTERDON COUNTY
 Form of Government:
Town Council
 Number of Members on Governing Body - 7

PER CAPITA
 Gross Debt 6,646.36
 Net Debt 337.41
 Debt Service 36.82
 Total Tax Levy 1,620.18
 Municipal Expenditures 796.60

PER CENT.
 Gross Debt 8.91
 Net Debt .45
 Debt Service 97.41
 Tax Levy Collected
 Tax Levy Cancelled, Abated
 or Adjusted .60

EXPENDITURES		REVENUES-REALIZED		1993 PROPERTY TAX	
GENERAL GOVERNMENT				STATE EQUALIZED TAX RATE	
Governing Body & Public Boards		1993 Property Taxes Collected	3,623,234.49	Local District School Taxes	1,247,208.50
Municipal Clerk		1993 Payments in Lieu of Taxes		Regional & Consolidated School Tax	766,272.03
Financial Administration	33,715.00	Delinquent Tax & Lien Collections	97,151.32	School Taxes in Municipal Budget	
Assessment of Taxes	19,480.00	Business Personalty Replacement Taxes	42,364.16	County Taxes	533,697.12
Collection of Taxes	22,380.00	Taxes From Public Utilities	93,622.00	County Library Taxes	46,450.84
Planning, Housing & Development	18,920.00	Other Miscellaneous Tax Revenues		Local Municipal Purpose Taxes	1,052,449.83
Human Resources	45,042.00	State Aid Revenues	81,955.04	Veteran & Senior Citizen Taxes	6,950.00
Elections		Federal Aid Revenues		Total Taxes for Rate Computation	3,653,028.32
General Administration (other)	275,125.00			Special District Taxes	
JUDICIARY		Sale of Acquired Property		Bank Corp. Taxes	
Municipal Courts	104,500.00	Other Miscellaneous Revenues	356,907.01	Added and Omitted Taxes	60,883.24
PUBLIC SAFETY		Total	4,295,234.02	Total Taxes Levied - ABSTRACT	3,706,961.56
Fire Protection	28,747.50	Prior Years Surplus Appropriated	425,348.00	Total Taxes Billed	3,719,671.72
Police Protection	307,169.23	REVENUES	4,720,582.02	1993 TAXES COLLECTED	3,623,234.49
Civil Defense & Disaster Control	2,500.00	Reserve For Uncollected Taxes	252,381.49	1993 Taxes Cancelled, Abated or Adjusted	22,313.79
Environmental Inspection & Control	26,860.00			Transfer to Tax Title Liens or Foreclosed	55.68
Other Public Safety		CAPITAL OUTLAY	TOTAL	Balance Outstanding Dec. 31, 1993	74,067.79
PUBLIC WORKS				PRIOR YEARS TAXES OUTSTANDING	
Streets and Drainage	102,250.00	Public Enterprises	3,757,880.27	Balance January 1, 1993	99,501.58
Sewers and Sewage Processing		Recreation-Culture	18,926.26	Collected in 1993	97,151.32
Garbage and Trash Disposal	200,000.00	Public Works	72,501.58	Cancelled, Abated or Adjusted 1993	1,871.50
Public Buildings and Grounds	48,710.66	Buildings and Grounds	21,017.21	Transfers to Tax Title Liens or Foreclosed	
Other Public Works	20,500.00	Library and Education		Balance December 31, 1993	478.76
HEALTH and WELFARE		Conservation		TAX TITLE LIENS OUTSTANDING	
Health Services Except Environmental	2,530.00	All Other		Balance January 1, 1993	120.93
Welfare-Public Assistance	3,260.00			Transfer From Taxes	55.68
Hospital, Clinics, First Aid		CAPITAL DEBT AUTHORIZED, DECEMBER 31, 1993		Redeemed In 1993	
Animal, Insect, & Rodent Control		ISSUED AND UNISSUED		Cancelled, Abated or Adjusted (1993)	
Other Welfare Services		School	5,005,874	Transfer to Foreclosed Property	
RECREATION and CONSERVATION		Self-Liquidating	9,429,000	Balance December 31, 1993	176.61
Beaches and Boardwalks		Other	772,000	PROPERTY ACQUIRED BY DEED OR	
Parks, Playgrounds, Shade Trees	30,172.00	Total	15,206,874	FORECLOSURE	
Land Reclamation & Conservation	24,175.00			Balance January 1, 1993	
Other Recreational Services	9,875.00	ISSUED AND OUTSTANDING		Transfers From Taxes or Liens	
EDUCATION (excluding schools)		School	18,874.49	Sale For Cash (1993)	
Libraries	3,600.00	Self-Liquidating	5,946,572.02	Cancelled, Abated or Adjusted (1993)	
Other Educational Services	1,475.00	Other	582,000.00	Balance December 31, 1993	
STATUTORY EXPENDITURES		Total	6,547,446.51	CURRENT FINANCES DECEMBER 31, 1993	
Pensions & F. I. C. A.	51,000.00	EQUALIZED VALUATION BASIS		ASSETS	
Employee Fringe Benefits	90,000.00	FOR NET DEBT COMPUTATION	170,692,034	Cash Dec. 31, 1993	1,091,656.02
Other Statutory Expenditures	2,000.00	REAL PROPERTY VALUATIONS		Taxes Receivable	74,546.55
CETA And Other Public Employment Programs		Code Class # of Parcels % VAL'N	ASSESSED VALUATION	Tax Title Liens	176.61
MUNICIPAL FUNCTIONS		1 Vacant Land 76 4.53	7,101,900.00	Foreclosed Property	
CAPITAL IMPROVEMENTS		2 Residential 577 60.63	95,147,200.00	Emergencies & Other Deferred Charges	12,000.00
DEBT SERVICE		3 Farm 6 .24	370,800.00	State and Federal Aid Receivable	4,000.00
Principal Payments	40,000.00	4a Commercial 113 30.72	48,207,400.00	Other Receivables	9,435.89
Interest Payments	44,247.00	4b Industrial		Total	1,191,815.06
		4c Apartments 9 3.88	6,095,900.00	LIABILITIES, RESERVES, AND SURPLUS	
		Total 781	156,923,200.00	Cash Liabilities	355,012.29
DEFERRED CHARGES		Land Area 1.30 Sq. Miles		Reserves for Receivables	84,159.04
SCHOOL, COUNTY, SPECIAL DISTRICT TAXES	2,593,628.49	Net Valuation Taxable-Municipal	157,706,400	Surplus Dec. 31, 1993	752,643.74
RESERVE FOR UNCOLLECTED TAXES	252,381.49	Net Valuation Taxable-County	177,862,788		
EXPENDITURES	TOTAL	State Equalized Valuation	185,616,180		
		State Equalization Ratio	84.90		

1036

Population 1990 10,816
 Population 1993 11,690
 S & P Rating
 Maady Rating AAA

General Tax Rate Per \$100. 1.79
 State Equalized Tax Rate 1.79

CLINTON TOWNSHIP - HUNTERDON CO.

Form of Government:

Small Municipality Plan C (OMCL 50)

Number of Members on Governing Body - 5

PER CAPITA:

Gross Debt 1,080.25
 Net Debt 783.30
 Debt Service 46.98
 Total Tax Levy 1,767.72
 Municipal Expenditures 579.41

PER CENT:

Gross Debt 1.12
 Net Debt .81
 Tax Levy Collected 97.27
 Tax Levy Cancelled, Abated or Adjusted .26

EXPENDITURES		REVENUES-REALIZED		1993 PROPERTY TAX	
GENERAL GOVERNMENT		1993 Property Taxes Collected		STATE EQUALIZED TAX RATE	
Governing Body & Public Boards		20,191,078.48		Local District School Taxes .80	
Municipal Clerk				Regional & Consolidated School Tax .46	
Financial Administration	135,578.00			School Taxes in Municipal Budget	
Assessment of Taxes	113,048.21			County Taxes .30	
Collection of Taxes	56,204.00			County Library Taxes .03	
Planning, Housing & Development	234,121.00			Local Municipal Purpose Taxes .19	
Human Resources	58,528.00			Veteran & Senior Citizen Taxes	
Elections	3,213.79			Total Taxes for Rate Computation 1.78	
General Administration (other)	1,148,580.00	Other Miscellaneous Tax Revenues		Special District Taxes	
JUDICIARY		State Aid Revenues		Bank Corp. Taxes	
Municipal Courts	145,300.00	Federal Aid Revenues		Added and Omitted Taxes	
PUBLIC SAFETY		Sale of Acquired Property		Total Taxes Levied - ABSTRACT	
Fire Protection	96,290.00	Other Miscellaneous Revenues		Total Taxes Billed	
Police Protection	1,051,272.00	Total		1993 TAXES COLLECTED	
Civil Defense & Disaster Control	5,000.00	Prior Years Surplus Appropriated		1993 Taxes Cancelled, Abated or Adjusted	
Environmental Inspection & Control	261,161.00	REVENUES		Transfer to Tax Title Liens or Foreclosed	
Other Public Safety		Reserve For Uncollected Taxes		Balance Outstanding Dec. 31, 1993	
PUBLIC WORKS		CAPITAL OUTLAY		PRIOR YEARS TAXES OUTSTANDING	
Streets and Drainage	530,712.00	TOTAL		Balance January 1, 1993	
Sewers and Sewage Processing				Collected in 1993	
Garbage and Trash Disposal	89,662.00			Cancelled, Abated or Adjusted 1993	
Public Buildings and Grounds				Transfers to Tax Title Liens or Foreclosed	
Other Public Works				Balance December 31, 1993	
HEALTH and WELFARE				TAX TITLE LIENS OUTSTANDING	
Health Services Except Environmental	39,508.00			Balance January 1, 1993	
Welfare-Public Assistance	7,124.00			Transfer From Taxes	
Hospital, Clinics, First Aid				Redeemed in 1993	
Animal, Insect, & Rodent Control	14,100.00			Cancelled, Abated or Adjusted (1993)	
Other Welfare Services				Transfer to Foreclosed Property	
RECREATION and CONSERVATION				Balance December 31, 1993	
Beaches and Boardwalks				PROPERTY ACQUIRED BY DEED OR	
Parks, Playgrounds, Shade Trees	2,800.00			FORECLOSURE	
Land Reclamation & Conservation	48,575.00			Balance January 1, 1993	
Other Recreational Services				Transfers From Taxes or Liens	
EDUCATION (excluding schools)				Sale For Cash (1993)	
Libraries				Cancelled, Abated or Adjusted (1993)	
Other Educational Services	3,500.00			Balance December 31, 1993	
STATUTORY EXPENDITURES				CURRENT FINANCES DECEMBER 31, 1993	
Pensions & F. I. C. A.	256,027.00			ASSETS	
Employee Fringe Benefits	300,700.00			Cash Dec. 31, 1993	
Other Statutory Expenditures	10,000.00			Taxes Receivable	
CETA And Other Public Employment Programs	4,611,004.00			Tax Title Liens	
MUNICIPAL FUNCTIONS				Foreclosed Property	
CAPITAL IMPROVEMENTS	414,025.00			Emergencies & Other Deferred Charges	
DEBT SERVICE				State and Federal Aid Receivable	
Principal Payments	226,666.41			Other Receivables	
Interest Payments	321,314.36			Total	
DEFERRED CHARGES	62,000.00			LIABILITIES, RESERVES, AND SURPLUS	
SCHOOL, COUNTY, SPECIAL DISTRICT TAXES	18,236,548.10			Cash Liabilities	
RESERVE FOR UNCOLLECTED TAXES	1,552,275.00			Reserves for Receivables	
EXPENDITURES	25,009,807.87			Surplus Dec. 31, 1993	
				Total	

Population 1990 8,094
 Population 1993 8,236
 S & P Rating
 Moody Rating A1

General Tax Rate Per \$100. 2.27
 State Equalized Tax Rate 2.03

CLOSTER BOROUGH - BERGEN COUNTY

Form of Government:

Borough Council

Number of Members on Governing Body - 6

PER CAPITA:

Gross Debt 1,388.05
 Net Debt 583.25
 Debt Service 100.56
 Total Tax Levy 2,160.85
 Municipal Expenditures 971.31

PER CENT:

Gross Debt 1.80
 Net Debt .56
 Tax Levy Collected 97.62
 Tax Levy Cancelled, Abated or Adjusted .29

EXPENDITURES		REVENUES-REALIZED		1993 PROPERTY TAX	
GENERAL GOVERNMENT				STATE EQUALIZED TAX RATE	
Governing Body & Public Boards		1993 Property Taxes Collected	17,436,135.00	Local District School Taxes	6,581,513.00
Municipal Clerk	30,000.00	1993 Payments in Lieu of Taxes		Regional & Consolidated School Tax	4,150,000.92
Financial Administration	219,439.00	Delinquent Tax & Lien Collections	569,546.00	School Taxes in Municipal Budget	
Assessment of Taxes	276,887.00	Business Personalty Replacement Taxes	94,024.00	County Taxes	2,348,480.44
Collection of Taxes	6,900.00	Taxes From Public Utilities	1,352,428.00	County Library Taxes	
Planning, Housing & Development	53,250.00	Other Miscellaneous Tax Revenues		Local Municipal Purpose Taxes	4,665,615.00
Human Resources	33,195.00	State Aid Revenues	523,460.00	Veteran & Senior Citizen Taxes	61,250.00
Elections	2,250.00	Federal Aid Revenues		Total Taxes for Rate Computation	17,806,859.36
General Administration (other)	1,129,153.00			Special District Taxes	
JUDICIARY		Sale of Acquired Property		Bank Corp. Taxes	
Municipal Courts	58,525.00	Other Miscellaneous Revenues	742,510.00	Added and Omitted Taxes	51,158.00
PUBLIC SAFETY		Total	20,718,103.00	Total Taxes Levied - ABSTRACT	17,796,767.36
Fire Protection	173,991.00	Prior Years Surplus Appropriated	670,000.00	Total Taxes Billed	17,861,920.00
Police Protection	1,438,819.00	REVENUES	21,388,103.00	1993 TAXES COLLECTED	17,436,135.00
Civil Defense & Disaster Control	5,000.00	Reserve For Uncollected Taxes	626,000.00	1993 Taxes Cancelled, Abated or Adjusted	52,374.00
Environmental Inspection & Control	57,844.00			Transfer to Tax Title Liens or Foreclosed	
Other Public Safety		CAPITAL OUTLAY	581,178.00	Balance Outstanding Dec. 31, 1993	373,411.00
PUBLIC WORKS		TOTAL		PRIOR YEARS TAXES OUTSTANDING	
Streets and Drainage	649,050.00	Public Enterprises		Balance January 1, 1993	575,614.00
Sewers and Sewage Processing	520,490.00	Recreation-Culture		Collected in 1993	569,546.00
Garbage and Trash Disposal	250,283.00	Public Works	276,051.00	Cancelled, Abated or Adjusted 1993	5,163.00
Public Buildings and Grounds	65,000.00	Buildings and Grounds	305,127.00	Transfers to Tax Title Liens or Foreclosed	
Other Public Works	37,500.00	Library and Education		Balance December 31, 1993	905.00
HEALTH and WELFARE		Conservation		TAX TITLE LIENS OUTSTANDING	
Health Services Except Environmental	91,322.00	All Other		Balance January 1, 1993	
Welfare-Public Assistance	1,764.00			Transfer From Taxes	
Hospital, Clinics, First Aid		CAPITAL DEBT AUTHORIZED, DECEMBER 31, 1993		Redeemed In 1993	
Animal, Insect, & Rodent Control		ISSUED AND UNISSUED		Cancelled, Abated or Adjusted (1993)	
Other Welfare Services		GROSS DEBT		Transfer to Foreclosed Property	
RECREATION and CONSERVATION		School	10,621,298	Balance December 31, 1993	
Beaches and Boardwalks		Self-Liquidating	4,928,666	PROPERTY ACQUIRED BY DEED OR	
Parks, Playgrounds, Shade Trees	29,250.00	Other	4,803,666	FORECLOSURE	
Land Reclamation & Conservation	57,525.00	Total	15,549,964	Balance January 1, 1993	130,531.00
Other Recreational Services	63,636.00			Transfers From Taxes or Liens	
EDUCATION (excluding schools)		ISSUED AND OUTSTANDING		Sale For Cash (1993)	
Libraries	307,000.00	School	5,660,938.00	Cancelled, Abated or Adjusted (1993)	
Other Educational Services	10,524.00	Self-Liquidating	4,458,467.00	Balance December 31, 1993	130,531.00
STATUTORY EXPENDITURES		Other	10,119,405.00	CURRENT FINANCES DECEMBER 31, 1993	
Pensions & F. I. C. A.	306,330.00	Total		ASSETS	
Employee Fringe Benefits	600,000.00	EQUALIZED VALUATION BASIS	863,425,440	Cash Dec. 31, 1993	2,892,720.00
Other Statutory Expenditures	7,500.00	FOR NET DEBT COMPUTATION		Taxes Receivable	374,316.00
CETA And Other Public Employment Programs		REAL PROPERTY VALUATIONS		Tax Title Liens	
MUNICIPAL FUNCTIONS		Code Class # of Parcels % VAL'N	ASSESSED VALUATION	Foreclosed Property	130,531.00
CAPITAL IMPROVEMENTS	*MEMO*	1 Vacant Land 155 6.08	67,265,100.00	Emergencies & Other Deferred Charges	166,000.00
DEBT SERVICE		2 Residential 2647 81.32	631,723,100.00	State and Federal Aid Receivable	3,468.00
Principal Payments	590,540.00	3 Farm 9 .12	886,200.00	Other Receivables	6,552.00
Interest Payments	237,713.00	4a Commercial 132 10.53	81,801,600.00	Total	3,573,587.00
DEFERRED CHARGES		4b Industrial 7 1.92	14,885,400.00	LIABILITIES, RESERVES, AND SURPLUS	
SCHOOL, COUNTY, SPECIAL DISTRICT TAXES	63,000.00	4c Apartments 1 .03	252,100.00	Cash Liabilities	1,418,777.00
RESERVE FOR UNCOLLECTED TAXES	21,079,674.36	Total 2951	776,811,500.00	Reserves for Receivables	511,399.00
EXPENDITURES	TOTAL	Land Area 3.17 Sq. Miles		Surplus Dec. 31, 1993	1,643,411.00
		Net Valuation Taxable-Municipal	784,615,082	Total	3,573,587.00
		Net Valuation Taxable-County	840,934,630		
		State Equalized Valuation	875,071,092		
		State Equalization Ratio	89.57		

0412

Population 1990 **15,289**
 Population 1993 **14,616**
 S & P Rating
 Moody Rating **AAA**

General Tax Rate Per \$100. **5.02**
 State Equalized Tax Rate **2.70**

COLLINGSWOOD BOROUGH - CAMDEN CO.

Form of Government:

Commission (1911)

Number of Members on Governing Body - 3

PER CAPITA:

Gross Debt **578.78**
 Net Debt **223.57**
 Debt Service **18.13**
 Total Tax Levy **901.52**
 Municipal Expenditures **455.82**

PER CENT:

Gross Debt **1.74**
 Net Debt **.67**
 Tax Levy Collected **96.70**
 Tax Levy Cancelled, Abated
 or Adjusted **.34**

EXPENDITURES	REVENUES-REALIZED	1993 PROPERTY TAX
GENERAL GOVERNMENT		STATE EQUALIZED TAX RATE 1.24
Governing Body & Public Boards	1993 Property Taxes Collected 12,744,313.39	Local District School Taxes 6,053,631.71
Municipal Clerk	1993 Payments in Lieu of Taxes 12,604.99	Regional & Consolidated School Tax
Financial Administration 106,943.33	Delinquent Tax & Lien Collections 391,732.40	School Taxes in Municipal Budget
Assessment of Taxes 30,181.08	Business Personalty Replacement Taxes 115,852.16	County Taxes .82 3,991,298.49
Collection of Taxes 76,896.41	Taxes From Public Utilities 663,587.00	County Library Taxes
Planning, Housing & Development 22,630.88	Other Miscellaneous Tax Revenues 1,517,902.00	Local Municipal Purpose Taxes .64 3,104,071.00
Human Resources 688,313.00	State Aid Revenues	Veteran & Senior Citizen Taxes 157,550.00
Elections 23,628.63	Federal Aid Revenues	Total Taxes for Rate Computation 2.70 13,306,551.20
General Administration (other) 219,661.13		Special District Taxes
JUDICIARY	Sale of Acquired Property	Bank Corp. Taxes
Municipal Courts 123,952.11	Other Miscellaneous Revenues 670,651.38	Added and Omitted Taxes 27,626.03
PUBLIC SAFETY	Total 16,116,643.32	Total Taxes Levied - ABSTRACT 13,176,627.23
Fire Protection 474,339.23	Prior Years Surplus Appropriated 494,701.83	Total Taxes Billed 13,179,837.49
Police Protection 1,293,316.05	REVENUES TOTAL 16,611,345.15	1993 TAXES COLLECTED 12,744,313.39
Civil Defense & Disaster Control 125.00	Reserve For Uncollected Taxes 466,445.00	1993 Taxes Cancelled, Abated or Adjusted 44,902.61
Environmental Inspection & Control 70,613.32	CAPITAL OUTLAY TOTAL 614,507.68	Transfer to Tax Title Liens or Foreclosed 13,625.76
Other Public Safety	Public Enterprises 141,050.69	Balance Outstanding Dec. 31, 1993 376,995.73
PUBLIC WORKS	Recreation-Culture	PRIOR YEARS TAXES OUTSTANDING
Streets and Drainage 484,585.69	Public Works	Balance January 1, 1993 446,635.35
Sewers and Sewage Processing 839,200.00	Buildings and Grounds 473,456.99	Collected in 1993 388,626.32
Garbage and Trash Disposal 40,736.95	Library and Education	Cancelled, Abated or Adjusted 1993 15,928.49
Public Buildings and Grounds 9,553.67	Conservation	Transfers to Tax Title Liens or Foreclosed
Other Public Works	All Other	Balance December 31, 1993 42,080.54
HEALTH and WELFARE		TAX TITLE LIENS OUTSTANDING
Health Services Except Environmental 200.00	CAPITAL DEBT AUTHORIZED, DECEMBER 31, 1993	Balance January 1, 1993 32,567.90
Welfare-Public Assistance 10,450.00	ISSUED AND UNISSUED GROSS DEBT NET DEBT	Transfer From Taxes 13,625.76
Hospital, Clinics, First Aid 9,000.00	School 3,788,000	Redeemed in 1993 3,106.08
Animal, Insect, & Rodent Control	Self-Liquidating 2,185,400 781,676	Cancelled, Abated or Adjusted (1993)
Other Welfare Services	Other 2,486,000 2,486,000	Transfer to Foreclosed Property
RECREATION and CONSERVATION	Total 8,459,400 3,267,676	Balance December 31, 1993 43,087.58
Beaches and Boardwalks 118,560.63	ISSUED AND OUTSTANDING	PROPERTY ACQUIRED BY DEED OR
Parks, Playgrounds, Shade Trees 12,447.45	School 3,788,000.00	FORECLOSURE
Land Reclamation & Conservation 67,843.84	Self-Liquidating 2,119,000.00	Balance January 1, 1993 18,950.00
Other Recreational Services	Other 2,486,000.00	Transfers From Taxes or Liens
EDUCATION (excluding schools)	Total 8,393,000.00	Sale For Cash (1993)
Libraries 251,756.39	EQUALIZED VALUATION BASIS FOR NET DEBT COMPUTATION 486,565,297	Cancelled, Abated or Adjusted (1993)
Other Educational Services 12,851.00	REAL PROPERTY VALUATIONS	Balance December 31, 1993 18,950.00
STATUTORY EXPENDITURES	Code Class # of Parcels % VAL'N ASSESSED VALUATION	CURRENT FINANCES DECEMBER 31, 1993
Pensions & F. I. C. A. 347,713.60	1 Vacant Land 135 .70 1,813,050.00	ASSETS
Employee Fringe Benefits 576,825.05	2 Residential 3963 76.28 196,581,200.00	Cash Dec. 31, 1993 1,668,278.94
Other Statutory Expenditures	3 Farm 344 13.87 35,744,950.00	Taxes Receivable 419,076.27
CETA And Other Public Employment Programs	4a Commercial 42 9.15 23,586,000.00	Tax Title Liens 43,087.58
MUNICIPAL FUNCTIONS TOTAL 5,912,324.44	4c Apartments 4484 257,725,200.00	Foreclosed Property 18,950.00
CAPITAL IMPROVEMENTS *MEMO* 40,000.00	Total Land Area 1.86 Sq. Miles 262,257,234	Emergencies & Other Deferred Charges 6,476.77
DEBT SERVICE	Net Valuation Taxable-Municipal 503,477,678	State and Federal Aid Receivable
Principal Payments 172,675.00	Net Valuation Taxable-County 482,952,676	Other Receivables 68,443.12
Interest Payments 92,326.04	State Equalized Valuation 53.87	Total 2,224,332.68
DEFERRED CHARGES 18,477.39	State Equalization Ratio	LIABILITIES, RESERVES, AND SURPLUS
SCHOOL, COUNTY, SPECIAL DISTRICT TAXES 10,044,930.20		Cash Liabilities 843,041.10
RESERVE FOR UNCOLLECTED TAXES 466,445.00		Reserves for Receivables 549,576.97
EXPENDITURES TOTAL 16,707,178.07		Surplus Dec. 31, 1993 831,714.61
		Total 2,224,332.68

Population 1990 8,559
 Population 1993 9,653
 S & P Rating AA
 Moody Rating A1

General Tax Rate Per \$100. 1.42
 State Equalized Tax Rate 1.47

COLTS NECK TOWNSHIP - MONMOUTH CO.

Form of Government:

Township Committee

Number of Members on Governing Body - 5

PER CAPITA:

Gross Debt 782.40
 Net Debt 450.38
 Debt Service 42.66
 Total Tax Levy 1,429.46
 Municipal Expenditures 571.64

PER CENT:

Gross Debt 32
 Net Debt 47
 Tax Levy Collected 98.16
 Tax Levy Cancelled, Abated or Adjusted

EXPENDITURES		REVENUES-REALIZED		1993 PROPERTY TAX	
GENERAL GOVERNMENT		1993 Property Taxes Collected		STATE EQUALIZED TAX RATE	
Governing Body & Public Boards			13,544,954.94	Local District School Taxes	5,217,604.00
Municipal Clerk				Regional & Consolidated School Tax	2,308,804.29
Financial Administration	53,300.00	1993 Payments in Lieu of Taxes		School Taxes in Municipal Budget	
Assessment of Taxes	41,130.00	Delinquent Tax & Lien Collections	477,938.31	County Taxes	4,152,538.56 *
Collection of Taxes	92,465.00	Business Personalty Replacement Taxes	62,268.72	County Library Taxes	170,299.20
Planning, Housing & Development	80,591.00	Taxes From Public Utilities	1,280,257.00	Local Municipal Purpose Taxes	1,817,389.00
Human Resources	64,403.00	Other Miscellaneous Tax Revenues		Veteran & Senior Citizen Taxes	23,350.00
Elections	2,450.00	State Aid Revenues	235,220.00	Total Taxes for Rate Computation	13,689,985.05
General Administration (other)	1,065,467.00	Federal Aid Revenues	80,273.00	Special District Taxes	
JUDICIARY		Sale of Acquired Property		Bank Corp. Taxes	
Municipal Courts	118,781.00	Other Miscellaneous Revenues	555,328.03	Added and Omitted Taxes	131,923.98
PUBLIC SAFETY				Total Taxes Levied - ABSTRACT	13,798,559.03
Fire Protection	138,055.00			Total Taxes Billed	13,798,559.03
Police Protection	831,162.00	Prior Years Surplus Appropriated	1,060,000.00	1993 TAXES COLLECTED	13,544,954.94
Civil Defense & Disaster Control	1,000.00	REVENUES	17,296,240.00	1993 Taxes Cancelled, Abated or Adjusted	
Environmental Inspection & Control	11,368.00	Reserve For Uncollected Taxes	702,740.00	Transfer to Tax Title Liens or Foreclosed	
Other Public Safety		CAPITAL OUTLAY	TOTAL	Balance Outstanding Dec. 31, 1993	253,604.09
PUBLIC WORKS			87,720.75	PRIOR YEARS TAXES OUTSTANDING	
Streets and Drainage	1,070,243.00	Public Enterprises		Balance January 1, 1993	563,691.11
Sewers and Sewage Processing		Recreation-Culture	39,703.16	Collected in 1993	477,938.31
Garbage and Trash Disposal		Public Works	20,312.06	Cancelled, Abated or Adjusted 1993	
Public Buildings and Grounds	118,500.00	Buildings and Grounds	27,705.53	Transfers to Tax Title Liens or Foreclosed	
Other Public Works	7,500.00	Library and Education		Balance December 31, 1993	85,752.30
HEALTH and WELFARE		Conservation		TAX TITLE LIENS OUTSTANDING	
Health Services Except Environmental	66,076.00	All Other		Balance January 1, 1993	3,560.26
Welfare-Public Assistance	3,742.00			Transfer From Taxes	
Hospital, Clinics, First Aid		CAPITAL DEBT AUTHORIZED, DECEMBER 31, 1993		Redeemed in 1993	
Animal, Insect, & Rodent Control	9,490.00	ISSUED AND UNISSUED	GROSS DEBT	Cancelled, Abated or Adjusted (1993)	
Other Welfare Services		School	3,205,019	Transfer to Foreclosed Property	
RECREATION and CONSERVATION		Self-Liquidating		Balance December 31, 1993	3,560.26
Beaches and Boardwalks		Other	4,347,500	PROPERTY ACQUIRED BY DEED OR FORECLOSURE	
Parks, Playgrounds, Shade Trees	42,622.00	Total	7,552,519	Balance January 1, 1993	32,000.00
Land Reclamation & Conservation	106,674.00			Transfers From Taxes or Liens	
Other Recreational Services	234,565.00	ISSUED AND OUTSTANDING		Sale For Cash (1993)	
EDUCATION (excluding schools)		School	3,205,019.24	Cancelled, Abated or Adjusted (1993)	
Libraries	11,625.00	Self-Liquidating		Balance December 31, 1993	32,000.00
Other Educational Services		Other	4,015,000.00	CURRENT FINANCES DECEMBER 31, 1993	
STATUTORY EXPENDITURES		Total	7,220,019.24	ASSETS	
Pensions & F. I. C. A.	197,342.00	EQUALIZED VALUATION BASIS FOR NET DEBT COMPUTATION	916,229,824	Cash Dec. 31, 1993	2,983,450.08
Employee Fringe Benefits		REAL PROPERTY VALUATIONS		Taxes Receivable	339,356.89
Other Statutory Expenditures		Code Class # of Parcels % VAL'N	ASSESSED VALUATION	Tax Title Liens	3,560.26
CETA And Other Public Employment Programs		1 Vacant Land 307 4.21	40,364,600.00	Foreclosed Property	32,000.00
MUNICIPAL FUNCTIONS		2 Residential 2118 77.32	741,889,800.00	Emergencies & Other Deferred Charges	60,801.76
CAPITAL IMPROVEMENTS		3 Farm 638 13.79	132,289,600.00	State and Federal Aid Receivable	
DEBT SERVICE		4a Commercial 65 4.68	44,905,900.00	Other Receivables	2,605.00
Principal Payments	150,000.00	4b Industrial		Total	3,421,773.99
Interest Payments	261,760.00	4c Apartments		LIABILITIES, RESERVES, AND SURPLUS	
		Total 3128	959,449,900.00	Cash Liabilities	1,634,916.39
DEFERRED CHARGES		Land Area 31.70 Sq. Miles		Reserves for Receivables	377,522.15
SCHOOL, COUNTY, SPECIAL DISTRICT TAXES	11,849,246.05	Net Valuation Taxable-Municipal	964,547,518	Surplus Dec. 31, 1993	1,409,335.46
RESERVE FOR UNCOLLECTED TAXES	702,740.00	Net Valuation Taxable-County	910,548,377	Total	3,421,773.99
EXPENDITURES		State Equalized Valuation	930,046,909		
TOTAL	17,367,297.05	State Equalization Ratio	103.73		

0602

Population 1990 5,026
 Population 1993 4,765
 S & P Rating
 Moody Rating

General Tax Rate Per \$100.

2.59

State Equalized Tax Rate

2.41

COMMERCIAL TWP. - CUMBERLAND CO.

Form of Government:

Township Committee

Number of Members on Governing Body - 3

PER CAPITA:

Gross Debt 561.80
 Net Debt 211.96
 Debt Service 17.25
 Total Tax Levy 664.39
 Municipal Expenditures 546.77

PER CENT:

Gross Debt 2.37
 Net Debt .89
 Tax Levy Collected 85.18
 Tax Levy Cancelled, Abated
 or Adjusted 1.38

EXPENDITURES		REVENUES-REALIZED		1993 PROPERTY TAX	
GENERAL GOVERNMENT				STATE EQUALIZED TAX RATE	
Governing Body & Public Boards		1993 Property Taxes Collected	2,704,423.00	Local District School Taxes	.91
Municipal Clerk		1993 Payments in Lieu of Taxes		Regional & Consolidated School Tax	
Financial Administration	67,600.00	Delinquent Tax & Lien Collections	383,547.00	School Taxes in Municipal Budget	
Assessment of Taxes	20,074.00	Business Personalty Replacement Taxes	39,468.00	County Taxes	1.01
Collection of Taxes	90,946.00	Taxes From Public Utilities	293,337.00	County Library Taxes	
Planning, Housing & Development	23,396.00	Other Miscellaneous Tax Revenues		Local Municipal Purpose Taxes	.50
Human Resources	7,168.00	State Aid Revenues	763,280.00	Veteran & Senior Citizen Taxes	
Elections		Federal Aid Revenues		Total Taxes for Rate Computation	2.42
General Administration (other)	185,616.00			Special District Taxes	
JUDICIARY		Sale of Acquired Property		Bank Corp. Taxes	
Municipal Courts	67,131.00	Other Miscellaneous Revenues	275,343.00	Added and Omitted Taxes	
PUBLIC SAFETY		Total	4,459,398.00	Total Taxes Levied - ABSTRACT	
Fire Protection		Prior Years Surplus Appropriated	350,000.00	Total Taxes Billed	3,174,993.00
Police Protection	3,790.00	REVENUES TOTAL	4,809,398.00	1993 TAXES COLLECTED	2,704,423.00
Civil Defense & Disaster Control	16,750.00	Reserve For Uncollected Taxes	699,800.00	1993 Taxes Cancelled, Abated or Adjusted	43,663.00
Environmental Inspection & Control	38,151.00	CAPITAL OUTLAY TOTAL	584,648.00	Transfer to Tax Title Liens or Foreclosed	175,000.00
Other Public Safety				Balance Outstanding Dec. 31, 1993	251,909.00
PUBLIC WORKS				PRIOR YEARS TAXES OUTSTANDING	
Streets and Drainage	449,557.00	Public Enterprises		Balance January 1, 1993	318,109.00
Sewers and Sewage Processing	17,706.00	Recreation-Culture		Collected in 1993	268,360.00
Garbage and Trash Disposal	209,680.00	Public Works	45,940.00	Cancelled, Abated or Adjusted 1993	
Public Buildings and Grounds	410,100.00	Buildings and Grounds	538,708.00	Transfers to Tax Title Liens or Foreclosed	11,633.00
Other Public Works	33,205.00	Library and Education		Balance December 31, 1993	38,116.00
HEALTH and WELFARE		Conservation		TAX TITLE LIENS OUTSTANDING	
Health Services Except Environmental		All Other		Balance January 1, 1993	494,398.00
Welfare-Public Assistance	6,276.00	CAPITAL DEBT AUTHORIZED, DECEMBER 31, 1993		Transfer From Taxes	188,216.00
Hospital, Clinics, First Aid		ISSUED AND UNISSUED		Redeemed in 1993	115,187.00
Animal, Insect, & Rodent Control	12,800.00	School	1,667,000	Cancelled, Abated or Adjusted (1993)	
Other Welfare Services		Self-Liquidating		Transfer to Foreclosed Property	
RECREATION and CONSERVATION		Other	1,010,000	Balance December 31, 1993	567,427.00
Beaches and Boardwalks		Total	2,677,000	PROPERTY ACQUIRED BY DEED OR	
Parks, Playgrounds, Shade Trees	18,919.00	ISSUED AND OUTSTANDING		FORECLOSURE	
Land Reclamation & Conservation	5,631.00	School	1,667,000.00	Balance January 1, 1993	465,172.00
Other Recreational Services		Self-Liquidating		Transfers From Taxes or Liens	
EDUCATION (excluding schools)		Other	1,010,000.00	Sale For Cash (1993)	102,253.00
Libraries		Total	2,677,000.00	Cancelled, Abated or Adjusted (1993)	
Other Educational Services		EQUALIZED VALUATION BASIS		Balance December 31, 1993	362,919.00
STATUTORY EXPENDITURES		FOR NET DEBT COMPUTATION	112,934,389	CURRENT FINANCES DECEMBER 31, 1993	
Pensions & F. I. C. A.	38,500.00	REAL PROPERTY VALUATIONS		ASSETS	
Employee Fringe Benefits	69,000.00	Code Class # of Parcels % VAL'N		Cash Dec. 31, 1993	2,413,078.00
Other Statutory Expenditures	1,000.00	1 Vacant Land 2290 9.33	9,960,175.00	Taxes Receivable	290,025.00
CETA And Other Public Employment Programs		2 Residential 1996 76.58	31,711,050.00	Tax Title Liens	567,427.00
MUNICIPAL FUNCTIONS		3 Farm 152 3.85	4,106,100.00	Foreclosed Property	362,919.00
CAPITAL IMPROVEMENTS	1,772,996.00	4a Commercial 69 3.97	4,126,700.00	Emergencies & Other Deferred Charges	47,053.00
MEMO	80,000.00	4b Industrial 20 6.32	6,739,100.00	State and Federal Aid Receivable	641,086.00
DEBT SERVICE		4c Apartments 1 .06	62,400.00	Other Receivables	69,081.00
Principal Payments	60,000.00	Total	136,705,525.00	Total	4,390,669.00
Interest Payments	22,130.00	Land Area 34.00 Sq. Miles		LIABILITIES, RESERVES, AND SURPLUS	
DEFERRED CHARGES	50,362.00	Net Valuation Taxable-Municipal	111,325,499	Cash Liabilities	1,171,568.00
SCHOOL, COUNTY, SPECIAL DISTRICT TAXES	2,565,139.07	Net Valuation Taxable-County	120,313,364	Reserves for Receivables	1,536,149.00
RESERVE FOR UNCOLLECTED TAXES	699,800.00	State Equalized Valuation	119,061,764	Surplus Dec. 31, 1993	1,682,952.00
EXPENDITURES TOTAL	5,170,527.07	State Equalization Ratio	93.24	Total	4,390,669.00

PER CENT:	
Gross Debt	1.50
Net Debt	
Tax Levy Collected	86.72
Tax Levy Cancelled, Abated or Adjusted	.01

*Includes County Health Services Taxes, County Vocational School Taxes, or County Open Space Tax. See Table 13.

Population 1990 2,500
 Population 1993 2,531
 S & P Rating
 Moody Rating A1

General Tax Rate Per \$100. 2.45
 State Equalized Tax Rate 1.80

CRANBURY TOWNSHIP - MIDDLESEX CO.

Form of Government:
 Township Committee

Number of Members on Governing Body - 3

PER CAPITA:

Gross Debt 1,089.10
 Net Debt 946.27
 Debt Service 26.05
 Total Tax Levy 3,021.05
 Municipal Expenditures 1,455.68

PER CENT:

Gross Debt .65
 Net Debt .56
 Tax Levy Collected 98.39
 Tax Levy Cancelled, Abated or Adjusted .41

EXPENDITURES		REVENUES-REALIZED		1993 PROPERTY TAX	
GENERAL GOVERNMENT				STATE EQUALIZED TAX RATE .95	
Governing Body & Public Boards		1993 Property Taxes Collected	7,551,067.85	Local District School Taxes	4,008,859.00
Municipal Clerk		1993 Payments in Lieu of Taxes	816.66	Regional & Consolidated School Tax	
Financial Administration	60,600.00	Delinquent Tax & Lien Collections	126,784.83	School Taxes in Municipal Budget	
Assessment of Taxes	19,910.00	Business Personalty Replacement Taxes	140,505.92	County Taxes	1,807,042.01
Collection of Taxes	34,350.00	Taxes From Public Utilities	380,833.00	County Library Taxes	
Planning, Housing & Development	161,750.00	Other Miscellaneous Tax Revenues		Local Municipal Purpose Taxes	1,767,533.29
Human Resources	71,326.62	State Aid Revenues	115,697.75	Veteran & Senior Citizen Taxes	10,950.00
Elections	1,177.34	Federal Aid Revenues		Total Taxes for Rate Computation	7,594,384.29
General Administration (other)	344,344.00			Special District Taxes	
JUDICIARY	153,000.00	Sale of Acquired Property		Bank Corp. Taxes	
Municipal Courts		Other Miscellaneous Revenues	1,624,746.48	Added and Omitted Taxes	62,846.91
PUBLIC SAFETY		Total	9,940,452.49	Total Taxes Levied - ABSTRACT	7,646,281.20
Fire Protection	76,610.00	Prior Years Surplus Appropriated	1,686,646.70	Total Taxes Billed	7,674,459.11
Police Protection	768,184.08	REVENUES TOTAL	11,627,099.19	1993 TAXES COLLECTED	7,551,067.85
Civil Defense & Disaster Control	2,920.00	Reserve For Uncollected Taxes	713,478.00	1993 Taxes Cancelled, Abated or Adjusted	31,158.09
Environmental Inspection & Control	70,919.23			Transfer to Tax Title Liens or Foreclosed	617.40
Other Public Safety		CAPITAL OUTLAY TOTAL	1,049,965.57	Balance Outstanding Dec. 31, 1993	91,615.77
PUBLIC WORKS				PRIOR YEARS TAXES OUTSTANDING	
Streets and Drainage	207,950.00	Public Enterprises		Balance January 1, 1993	127,090.99
Sewers and Sewage Processing	311,970.00	Recreation-Culture	31,683.54	Collected in 1993	126,784.83
Garbage and Trash Disposal	9,500.00	Public Works	332,174.70	Cancelled, Abated or Adjusted 1993	12.73
Public Buildings and Grounds	88,000.00	Buildings and Grounds	686,107.33	Transfers to Tax Title Liens or Foreclosed	
Other Public Works		Library and Education		Balance December 31, 1993	293.43
HEALTH and WELFARE		Conservation		TAX TITLE LIENS OUTSTANDING	
Health Services Except Environmental	10,865.00	All Other		Balance January 1, 1993	6,457.62
Welfare-Public Assistance	6,410.00			Transfer From Taxes	617.40
Hospital, Clinics, First Aid		CAPITAL DEBT AUTHORIZED, DECEMBER 31, 1993		Redeemed In 1993	
Animal, Insect, & Rodent Control	5,600.00	ISSUED AND UNISSUED		Cancelled, Abated or Adjusted (1993)	
Other Welfare Services		School	361,500	Transfer to Foreclosed Property	
RECREATION and CONSERVATION		Self-Liquidating		Balance December 31, 1993	7,075.02
Beaches and Boardwalks		Other	2,395,000	PROPERTY ACQUIRED BY DEED OR	
Parks, Playgrounds, Shade Trees	78,350.00	Total	2,756,500	FORECLOSURE	
Land Reclamation & Conservation	5,658.70	ISSUED AND OUTSTANDING		Balance January 1, 1993	
Other Recreational Services	6,200.00	School	361,500.00	Transfers From Taxes or Liens	
EDUCATION (excluding schools)		Self-Liquidating		Sale For Cash (1993)	
Libraries	141,983.00	Other	1,607,000.00	Cancelled, Abated or Adjusted (1993)	
Other Educational Services	5,350.00	Total	1,968,500.00	Balance December 31, 1993	
STATUTORY EXPENDITURES		EQUALIZED VALUATION BASIS		CURRENT FINANCES DECEMBER 31, 1993	
Pensions & F. I. C. A.	88,000.00	FOR NET DEBT COMPUTATION	425,898,214	ASSETS	
Employee Fringe Benefits	167,000.00	REAL PROPERTY VALUATIONS		Cash Dec. 31, 1993	3,182,632.21
Other Statutory Expenditures		Code Class # of Parcels % VAL'N	ASSESSED VALUATION	Taxes Receivable	91,909.20
CETA And Other Public Employment Programs		1 Vacant Land 75 3.17	9,792,000.00	Tax Title Liens	7,075.02
MUNICIPAL FUNCTIONS		2 Residential 766 48.55	150,045,100.00	Foreclosed Property	
CAPITAL IMPROVEMENTS	2,395,927.97	3 Farm 175 3.75	11,578,000.00	Emergencies & Other Deferred Charges	
DEBT SERVICE		4a Commercial 77 11.51	35,584,200.00	State and Federal Aid Receivable	
Principal Payments	11,000.00	4b Industrial 17 32.76	101,253,400.00	Other Receivables	15,447.14
Interest Payments	54,927.00	4c Apartments 3 .25	782,600.00	Total	3,297,063.57
DEFERRED CHARGES	9,000.00	Total	309,035,300.00	LIABILITIES, RESERVES, AND SURPLUS	
SCHOOL, COUNTY, SPECIAL DISTRICT TAXES	5,815,901.01	Land Area 13.38 Sq. Miles	310,678,049	Cash Liabilities	479,430.09
RESERVE FOR UNCOLLECTED TAXES	713,478.00	Net Valuation Taxable-Municipal	415,411,413	Reserves for Receivables	114,431.36
EXPENDITURES TOTAL	9,500,233.98	Net Valuation Taxable-County	422,442,449	Surplus Dec. 31, 1993	2,703,202.12
		State Equalized Valuation	73.44	Total	3,297,063.57
		State Equalization Ratio			

2003

Population 1990 22,633
 Population 1993 22,730
 S & P Rating
 Moody Rating AAA

General Tax Rate Per \$100. 2.37
 State Equalized Tax Rate 2.27

CRANFORD TOWNSHIP - UNION COUNTY

Form of Government:

Township Committee

Number of Members on Governing Body - 5

PER CAPITA:

Gross Debt 811.53
 Net Debt 760.81
 Debt Service 64.13
 Total Tax Levy 1,716.58
 Municipal Expenditures 715.60

PER CENT:

Gross Debt 1.07
 Net Debt 1.00
 Tax Levy Collected 98.69
 Tax Levy Cancelled, Abated or Adjusted .14

EXPENDITURES		REVENUES-REALIZED		1993 PROPERTY TAX	
GENERAL GOVERNMENT				STATE EQUALIZED TAX RATE 1.28	
Governing Body & Public Boards		1993 Property Taxes Collected	38,870,545.00	Local District School Taxes	21,974,271.00
Municipal Clerk		1993 Payments in Lieu of Taxes	72,424.00	Regional & Consolidated School Tax	
Financial Administration	863,041.00	Delinquent Tax & Lien Collections	701,041.00	School Taxes in Municipal Budget	
Assessment of Taxes	93,648.00	Business Personally Replacement Taxes	385,464.00	County Taxes	7,894,945.78
Collection of Taxes	59,934.00	Taxes From Public Utilities	2,509,258.00	County Library Taxes	
Planning, Housing & Development	42,682.00	Other Miscellaneous Tax Revenues		Local Municipal Purpose Taxes	9,100,000.83
Human Resources	248,790.00	State Aid Revenues	1,771,578.00	Veteran & Senior Citizen Taxes	197,650.00
Elections	9,675.00	Federal Aid Revenues	42,883.00	Total Taxes for Rate Computation	39,166,867.61
General Administration (other)	1,216,060.00			Special District Taxes	
JUDICIARY				Bank Corp. Taxes	
Municipal Courts	161,425.00	Sale of Acquired Property		Added and Omitted Taxes	48,618.00
PUBLIC SAFETY		Other Miscellaneous Revenues	1,791,991.00	Total Taxes Levied - ABSTRACT	39,017,835.61
Fire Protection	1,906,058.00	Total	46,145,184.00	Total Taxes Billed	39,384,930.00
Police Protection	3,475,094.00	Prior Years Surplus Appropriated	700,000.00	1993 TAXES COLLECTED	38,870,545.00
Civil Defense & Disaster Control	4,150.00	REVENUES TOTAL	46,845,184.00	1993 Taxes Cancelled, Abated or Adjusted	54,682.00
Environmental Inspection & Control	95,834.00	Reserve For Uncollected Taxes	1,000,000.00	Transfer to Tax Title Liens or Foreclosed	785,200.00
Other Public Safety		CAPITAL OUTLAY TOTAL	3,210,457.00	Balance Outstanding Dec. 31, 1993	451,851.00
PUBLIC WORKS				PRIOR YEARS TAXES OUTSTANDING	
Streets and Drainage	1,371,475.00	Public Enterprises	10,844.00	Balance January 1, 1993	753,922.00
Sewers and Sewage Processing	1,052,255.00	Recreation-Culture	35,126.00	Collected in 1993	701,041.00
Garbage and Trash Disposal		Public Works	1,164,628.00	Cancelled, Abated or Adjusted 1993	
Public Buildings and Grounds	418,056.00	Buildings and Grounds	1,998,771.00	Transfers to Tax Title Liens or Foreclosed	125.00
Other Public Works		Library and Education	1,088.00	Balance December 31, 1993	52,756.00
HEALTH and WELFARE		Conservation		TAX TITLE LIENS OUTSTANDING	
Health Services Except Environmental	164,700.00	All Other		Balance January 1, 1993	25,168.00
Welfare-Public Assistance	26,993.00			Transfer From Taxes	8,021.00
Hospital, Clinics, First Aid	1,700.00			Redeemed In 1993	
Animal, Insect, & Rodent Control				Cancelled, Abated or Adjusted (1993)	
Other Welfare Services				Transfer to Foreclosed Property	
RECREATION and CONSERVATION				Balance December 31, 1993	33,189.00
Beaches and Boardwalks				PROPERTY ACQUIRED BY DEED OR FORECLOSURE	
Parks, Playgrounds, Shade Trees	2,550.00			Balance January 1, 1993	3,897,800.00
Land Reclamation & Conservation	207,024.00			Transfers From Taxes or Liens	
Other Recreational Services	239,765.00			Sale For Cash (1993)	
EDUCATION (excluding schools)				Cancelled, Abated or Adjusted (1993)	
Libraries	594,175.00			Balance December 31, 1993	3,897,800.00
Other Educational Services				CURRENT FINANCES DECEMBER 31, 1993	
STATUTORY EXPENDITURES				ASSETS	
Pensions & F. I. C. A.	276,802.00			Cash Dec. 31, 1993	2,826,476.00
Employee Fringe Benefits	1,290,014.00			Taxes Receivable	504,607.00
Other Statutory Expenditures	1.00			Tax Title Liens	33,189.00
CETA And Other Public Employment Programs				Foreclosed Property	3,897,800.00
MUNICIPAL FUNCTIONS TOTAL	13,821,901.00			Emergencies & Other Deferred Charges	688.00
CAPITAL IMPROVEMENTS *MEMO*	113,334.00			State and Federal Aid Receivable	
DEBT SERVICE				Other Receivables	46,901.00
Principal Payments	772,272.00			Total	7,309,661.00
Interest Payments	685,425.00			LIABILITIES, RESERVES, AND SURPLUS	
DEFERRED CHARGES	8,629.00			Cash Liabilities	1,218,160.00
SCHOOL, COUNTY, SPECIAL DISTRICT TAXES	29,869,216.78			Reserves for Receivables	4,480,201.00
RESERVE FOR UNCOLLECTED TAXES	1,000,000.00			Surplus Dec. 31, 1993	1,611,300.00
EXPENDITURES TOTAL	46,157,443.78			Total	7,309,661.00

0208

Population 1990 7,558
 Population 1993 7,637
 S & P Rating
 Moody Rating A1

General Tax Rate Per \$100.

2.17

State Equalized Tax Rate

1.96

CRESSKILL BOROUGH - BERGEN COUNTY

Form of Government:

Borough Council

Number of Members on Governing Body - 6

PER CAPITA:

Gross Debt 510.19
 Net Debt 481.46
 Debt Service 51.15
 Total Tax Levy 2,191.40
 Municipal Expenditures 990.90

PER CENT:

Gross Debt .45
 Net Debt .43
 Tax Levy Collected 97.66
 Tax Levy Cancelled, Abated or Adjusted .06

EXPENDITURES		REVENUES-REALIZED		1993 PROPERTY TAX	
GENERAL GOVERNMENT		1993 Property Taxes Collected		STATE EQUALIZED TAX RATE	
Governing Body & Public Boards		16,404,499.00		Local District School Taxes	1.19
Municipal Clerk		1993 Payments in Lieu of Taxes		Regional & Consolidated School Tax	
Financial Administration	23,000.00	Delinquent Tax & Lien Collections		School Taxes in Municipal Budget	
Assessment of Taxes	25,450.00	359,238.00		County Taxes	.25
Collection of Taxes	120,250.00	Business Personalty Replacement Taxes		County Library Taxes	
Planning, Hausing & Development	20,483.00	Taxes From Public Utilities		Local Municipal Purpose Taxes	.50
Human Resources		Other Miscellaneous Tax Revenues		Veteran & Senior Citizen Taxes	
Elections	3,760.00	State Aid Revenues		Total Taxes for Rate Computation	1.94
General Administration (other)	1,037,676.00	Federal Aid Revenues		Special District Taxes	
JUDICIARY		Sale of Acquired Property		Bank Corp. Taxes	
Municipal Courts	37,100.00	Other Miscellaneous Revenues		Added and Omitted Taxes	
PUBLIC SAFETY		Total		Total Taxes Levied - ABSTRACT	
Fire Protection	176,567.00	18,324,436.00		Total Taxes Billed	
Police Protection	1,606,938.00	Prior Years Surplus Appropriated		1993 TAXES COLLECTED	
Civil Defense & Disaster Control	11,100.00	REVENUES		1993 Taxes Cancelled, Abated or Adjusted	
Environmental Inspection & Control	61,200.00	Reserve For Uncollected Taxes		Transfer to Tax Title Liens or Foreclosed	
Other Public Safety		TOTAL		Balance Outstanding Dec. 31, 1993	
PUBLIC WORKS		CAPITAL OUTLAY		PRIOR YEARS TAXES OUTSTANDING	
Streets and Drainage	958,600.00	Public Enterprises		Balance January 1, 1993	
Sewers and Sewage Processing	12,600.00	Recreation-Culture		Collected in 1993	
Garbage and Trash Disposal	1,082,590.00	Public Works		Cancelled, Abated or Adjusted 1993	
Public Buildings and Grounds	42,200.00	Buildings and Grounds		Transfers to Tax Title Liens or Foreclosed	
Other Public Works	34,000.00	Library and Education		Balance December 31, 1993	
HEALTH and WELFARE		Conservation		TAX TITLE LIENS OUTSTANDING	
Health Services Except Environmental	73,294.00	All Other		Balance January 1, 1993	
Welfare-Public Assistance	10,350.00	CAPITAL DEBT AUTHORIZED, DECEMBER 31, 1993		Transfer From Taxes	
Hospital, Clinics, First Aid	6,000.00	ISSUED AND UNISSUED		Redeemed In 1993	
Animal, Insect, & Radent Control	5,500.00	GROSS DEBT		Cancelled, Abated or Adjusted (1993)	
Other Welfare Services		NET DEBT		Transfer to Foreclosed Property	
RECREATION and CONSERVATION		SCHOOL		Balance December 31, 1993	
Beaches and Boardwalks		Self-Liquidating		PROPERTY ACQUIRED BY DEED OR	
Parks, Playgrounds, Shade Trees	10,250.00	Other		FORECLOSURE	
Land Reclamation & Conservation	90,578.00	Total		Balance January 1, 1993	
Other Recreational Services	63,030.00	ISSUED AND OUTSTANDING		Transfers From Taxes or Liens	
EDUCATION (excluding schools)		SCHOOL		Sale For Cash (1993)	
Libraries	301,000.00	Self-Liquidating		Cancelled, Abated or Adjusted (1993)	
Other Educational Services		Other		Balance December 31, 1993	
STATUTORY EXPENDITURES		Total		CURRENT FINANCES DECEMBER 31, 1993	
Pensions & F. I. C. A.	277,814.00	EQUALIZED VALUATION BASIS		ASSETS	
Employee Fringe Benefits	344,580.00	FOR NET DEBT COMPUTATION		Cash Dec. 31, 1993	
Other Statutory Expenditures		REAL PROPERTY VALUATIONS		Taxes Receivable	
CETA And Other Public Employment Programs		Code Class # of Parcels % VAL'N		Tax Title Liens	
MUNICIPAL FUNCTIONS		1 Vacant Land 178 6.38		Foreclosed Property	
CAPITAL IMPROVEMENTS		2 Residential 2479 83.88		Emergencies & Other Deferred Charges	
DEBT SERVICE		3 Farm		State and Federal Aid Receivable	
Principal Payments	210,000.00	4a Commercial 75 7.38		Other Receivables	
Interest Payments	180,630.00	4b Industrial 7 1.40		Total	
DEFERRED CHARGES		4c Apartments 7 .46		LIABILITIES, RESERVES, AND SURPLUS	
SCHOOL, COUNTY, SPECIAL DISTRICT TAXES		Total 2746		Cash Liabilities	
RESERVE FOR UNCOLLECTED TAXES		Land Area 2.00 Sq. Miles		Reserves for Receivables	
EXPENDITURES		Net Valuation Taxable-Municipal		Surplus Dec. 31, 1993	
TOTAL		Net Valuation Taxable-County		Total	
		State Equalized Valuation			
		State Equalization Ratio			

Population 1990 1,179
 Population 1993 1,087
 S & P Rating
 Moody Rating

General Tax Rate Per \$100. 1.06
 State Equalized Tax Rate .96

DEAL BOROUGH - MONMOUTH COUNTY

Form of Government:
 Commission (1911)

Number of Members on Governing Body - 3

PER CAPITA:

Gross Debt 2,040.46
 Net Debt 2,040.46
 Debt Service 95.61
 Total Tax Levy 5,069.27
 Municipal Expenditures 3,130.85

PER CENT:

Gross Debt .34
 Net Debt .34
 Tax Levy Collected 97.28
 Tax Levy Cancelled, Abated or Adjusted .45

EXPENDITURES		REVENUES-REALIZED		1993 PROPERTY TAX	
GENERAL GOVERNMENT				STATE EQUALIZED TAX RATE	
Governing Body & Public Boards		1993 Property Taxes Collected	5,361,950.66	Local District School Taxes	.16 924,934.00
Municipal Clerk		1993 Payments in Lieu of Taxes		Regional & Consolidated School Tax	
Financial Administration	17,565.75	Delinquent Tax & Lien Collections	188,092.19	School Taxes in Municipal Budget	
Assessment of Taxes	8,100.00	Business Personalty Replacement Taxes	7,825.44	County Taxes	.51 * 2,914,109.50
Collection of Taxes	28,329.38	Taxes From Public Utilities	445,393.00	County Library Taxes	.02 119,489.90
Planning, Housing & Development	10,483.82	Other Miscellaneous Tax Revenues		Local Municipal Purpose Taxes	.27 1,530,066.32
Human Resources	61,961.64	State Aid Revenues	46,511.30	Veteran & Senior Citizen Taxes	
Elections	311.18	Federal Aid Revenues	88.05	Total Taxes for Rate Computation	.96 5,494,849.72
General Administration (other)	326,052.27			Special District Taxes	
JUDICIARY		Sale of Acquired Property		Bank Corp. Taxes	
Municipal Courts	43,005.00	Other Miscellaneous Revenues	1,217,822.25	Added and Omitted Taxes	
PUBLIC SAFETY		Total	7,267,682.89	Total Taxes Levied - ABSTRACT	5,510,295.11
Fire Protection	220,500.00	Prior Years Surplus Appropriated	532,000.00	Total Taxes Billed	5,511,611.83
Police Protection	863,854.82	REVENUES	TOTAL	1993 TAXES COLLECTED	5,361,950.66
Civil Defense & Disaster Control	1,000.00	Reserve For Uncollected Taxes	278,069.63	1993 Taxes Cancelled, Abated or Adjusted	24,746.90
Environmental Inspection & Control	45,071.03	CAPITAL OUTLAY	TOTAL	Transfer to Tax Title Liens or Foreclosed	
Other Public Safety			13,005.00	Balance Outstanding Dec. 31, 1993	124,914.27
PUBLIC WORKS		Public Enterprises		PRIOR YEARS TAXES OUTSTANDING	
Streets and Drainage	269,199.00	Recreation-Culture		Balance January 1, 1993	224,867.02
Sewers and Sewage Processing	219,150.00	Public Works	13,005.00	Collected in 1993	188,092.19
Garbage and Trash Disposal	28,000.00	Buildings and Grounds		Cancelled, Abated or Adjusted 1993	2,806.96
Public Buildings and Grounds		Library and Education		Transfers to Tax Title Liens or Foreclosed	
Other Public Works		Conservation		Balance December 31, 1993	33,967.87
HEALTH and WELFARE		All Other		TAX TITLE LIENS OUTSTANDING	
Health Services Except Environmental	13,792.00			Balance January 1, 1993	
Welfare-Public Assistance		CAPITAL DEBT AUTHORIZED, DECEMBER 31, 1993		Transfer From Taxes	
Hospital, Clinics, First Aid	500.00	ISSUED AND UNISSUED	GROSS DEBT	Redeemed In 1993	
Animal, Insect, & Rodent Control	750.00	School		Cancelled, Abated or Adjusted (1993)	
Other Welfare Services		Self-Liquidating	912,000	Transfer to Foreclosed Property	
RECREATION and CONSERVATION		Other	1,305,979	Balance December 31, 1993	
Beaches and Boardwalks	396,500.00	Total	2,217,979	PROPERTY ACQUIRED BY DEED OR FORECLOSURE	
Parks, Playgrounds, Shade Trees	2,500.00	ISSUED AND OUTSTANDING		Balance January 1, 1993	6,000.00
Land Reclamation & Conservation		School		Transfers From Taxes or Liens	
Other Recreational Services	950.00	Self-Liquidating		Sale For Cash (1993)	
EDUCATION (excluding schools)		Other	183,455.12	Cancelled, Abated or Adjusted (1993)	
Libraries		Total	183,455.12	Balance December 31, 1993	6,000.00
Other Educational Services		EQUALIZED VALUATION BASIS		CURRENT FINANCES DECEMBER 31, 1993	
STATUTORY EXPENDITURES		FOR NET DEBT COMPUTATION	645,750,454	ASSETS	
Pensions & F. I. C. A.	215,911.40	REAL PROPERTY VALUATIONS		Cash Dec. 31, 1993	2,174,039.12
Employee Fringe Benefits	214,000.00	Code Class # of Parcels % VAL'N	ASSESSED VALUATION	Taxes Receivable	158,382.14
Other Statutory Expenditures		1 Vacant Land 61 3.45	17,823,300.00	Tax Title Liens	
CETA And Other Public Employment Programs	2,937,487.29	2 Residential 858 94.46	487,773,200.00	Foreclosed Property	6,000.00
MUNICIPAL FUNCTIONS	TOTAL	3 Farm		Emergencies & Other Deferred Charges	7,348.03
CAPITAL IMPROVEMENTS	*# EMO*	4a Commercial 16 1.75	9,042,100.00	State and Federal Aid Receivable	
DEBT SERVICE		4b Industrial		Other Receivables	15,030.95
Principal Payments	93,675.00	4c Apartments 4 .34	1,741,900.00	Total	2,361,300.24
Interest Payments	10,250.00	Total	515,380,500.00	LIABILITIES, RESERVES, AND SURPLUS	
DEFERRED CHARGES		Land Area 1.20 Sq. Miles		Cash Liabilities	868,926.77
SCHOOL, COUNTY, SPECIAL DISTRICT TAXES	3,958,533.40	Net Valuation Taxable-Municipal	517,035,435	Reserves for Receivables	178,694.78
RESERVE FOR UNCOLLECTED TAXES	278,069.63	Net Valuation Taxable-County	636,064,089	Surplus Dec. 31, 1993	1,313,678.69
EXPENDITURES	TOTAL	State Equalized Valuation	563,417,992	Total	2,361,300.24
	7,361,762.58	State Equalization Ratio	90.95		

0603

Population 1990 2,933
 Population 1993 2,816
 S & P Rating
 Maady Rating

General Tax Rate Per \$100. 2.47
 State Equalized Tax Rate 2.15

DEERFIELD TWP. - CUMBERLAND COUNTY

Form of Government:
 Township Committee

Number of Members on Governing Body - 5

PER CAPITA:

Gross Debt 1,753.05
 Net Debt 578.03
 Debt Service 19.18
 Total Tax Levy 734.15
 Municipal Expenditures 350.01

PER CENT:

Gross Debt 5.42
 Net Debt 1.79
 Tax Levy Collected 91.38
 Tax Levy Cancelled, Abated or Adjusted .29

EXPENDITURES		REVENUES-REALIZED		1993 PROPERTY TAX	
GENERAL GOVERNMENT				STATE EQUALIZED TAX RATE	
Governing Body & Public Boards				Local District School Taxes .84	
Municipal Clerk				Regional & Consolidated School Tax .28	
Financial Administration	54,685.00			School Taxes in Municipal Budget	
Assessment of Taxes	23,900.00			County Taxes .96 *	
Collection of Taxes	25,250.00			County Library Taxes	
Planning, Housing & Development	27,140.00			Local Municipal Purpose Taxes .07	
Human Resources	4,126.00			Veteran & Senior Citizen Taxes	
Elections				Total Taxes for Rate Computation 2.15	
General Administration (other)	227,185.00			Special District Taxes	
JUDICIARY				Bank Corp. Taxes	
Municipal Courts	24,068.00			Added and Omitted Taxes	
PUBLIC SAFETY				Total Taxes Levied - ABSTRACT	
Fire Protection	46,237.90			Total Taxes Billed	
Police Protection	7,500.00			1993 TAXES COLLECTED	
Civil Defense & Disaster Control	6,425.00			1993 Taxes Cancelled, Abated or Adjusted	
Environmental Inspection & Control	30,205.00			Transfer to Tax Title Liens or Foreclosed	
Other Public Safety				Balance Outstanding Dec. 31, 1993	
PUBLIC WORKS				PRIOR YEARS TAXES OUTSTANDING	
Streets and Drainage	71,000.00			Balance January 1, 1993	
Sewers and Sewage Processing	2,476.00			Collected in 1993	
Garbage and Trash Disposal	8,500.00			Cancelled, Abated or Adjusted 1993	
Public Buildings and Grounds	71,290.00			Transfers to Tax Title Liens or Foreclosed	
Other Public Works				Balance December 31, 1993	
HEALTH and WELFARE				TAX TITLE LIENS OUTSTANDING	
Health Services Except Environmental				Balance January 1, 1993	
Welfare-Public Assistance	2,850.00			Transfer From Taxes	
Hospital, Clinics, First Aid				Redeemed In 1993	
Animal, Insect, & Rodent Control	9,280.00			Cancelled, Abated or Adjusted (1993)	
Other Welfare Services				Transfer to Foreclosed Property	
RECREATION and CONSERVATION				Balance December 31, 1993	
Beaches and Boardwalks				PROPERTY ACQUIRED BY DEED OR	
Parks, Playgrounds, Shade Trees				FORECLOSURE	
Land Reclamation & Conservation	3,204.00			Balance January 1, 1993	
Other Recreational Services	15,890.00			Transfers From Taxes or Liens	
EDUCATION (excluding schools)				Sale For Cash (1993)	
Libraries				Cancelled, Abated or Adjusted (1993)	
Other Educational Services				Balance December 31, 1993	
STATUTORY EXPENDITURES				CURRENT FINANCES DECEMBER 31, 1993	
Pensions & F. I. C. A.	27,100.00			ASSETS	
Employee Fringe Benefits				Cash Dec. 31, 1993	
Other Statutory Expenditures				Taxes Receivable	
CETA And Other Public Employment Programs				Tax Title Liens	
MUNICIPAL FUNCTIONS TOTAL	688,311.90			Foreclosed Property	
CAPITAL IMPROVEMENTS	40,000.00			Emergencies & Other Deferred Charges	
DEBT SERVICE				State and Federal Aid Receivable	
Principal Payments	54,000.00			Other Receivables	
Interest Payments				Total	
DEFERRED CHARGES	966.42			LIABILITIES, RESERVES, AND SURPLUS	
SCHOOL, COUNTY, SPECIAL DISTRICT TAXES	1,984,341.02			Cash Liabilities	
RESERVE FOR UNCOLLECTED TAXES	242,347.68			Reserves for Receivables	
EXPENDITURES TOTAL	2,959,967.02			Surplus Dec. 31, 1993	
				Total	

*Includes County Health Services Taxes, County Vocational School Taxes, or County Open Space Tax. See Table 13

Population 1990 **3,316**
 Population 1993 **3,294**
 S & P Rating
 Moody Rating

General Tax Rate Per \$100. **2.45**
 State Equalized Tax Rate **2.44**

DELANCO TOWNSHIP - BURLINGTON CO.

Form of Government:
Township Committee

Number of Members on Governing Body - 3

PER CAPITA

Gross Debt **700.29**
 Net Debt **357.24**
 Debt Service **37.81**
 Total Tax Levy **1,213.39**
 Municipal Expenditures **597.95**

PER CENT

Gross Debt **1.44**
 Net Debt **.74**
 Tax Levy Collected **94.50**
 Tax Levy Cancelled, Abated or Adjusted **.35**

EXPENDITURES		REVENUES-REALIZED		1993 PROPERTY TAX	
GENERAL GOVERNMENT				STATE EQUALIZED TAX RATE 1.35	
Governing Body & Public Boards		1993 Property Taxes Collected	3,778,310.07	Local District School Taxes	2,096,237.00
Municipal Clerk		1993 Payments in Lieu of Taxes		Regional & Consolidated School Tax	
Financial Administration	29,000.00	Delinquent Tax & Lien Collections	211,525.33	School Taxes in Municipal Budget	
Assessment of Taxes	9,542.00	Business Personalty Replacement Taxes	159,814.52	County Taxes	.57 893,946.02
Collection of Taxes	19,620.00	Taxes From Public Utilities	243,194.00	County Library Taxes	.04 57,130.04
Planning, Housing & Development	8,210.00	Other Miscellaneous Tax Revenues		Local Municipal Purpose Taxes	.48 749,090.00
Human Resources	4,126.00	State Aid Revenues	167,331.95	Veteran & Senior Citizen Taxes	45,750.00
Elections		Federal Aid Revenues		Total Taxes for Rate Computation	2.44 3,842,153.06
General Administration (other)	199,128.00			Special District Taxes	196,000.00
JUDICIARY				Bank Corp. Taxes	
Municipal Courts	27,962.00	Sale of Acquired Property		Added and Omitted Taxes	4,514.61
PUBLIC SAFETY		Other Miscellaneous Revenues	197,255.87	Total Taxes Levied - ABSTRACT	3,996,917.67
Fire Protection	800.00		6,757,431.74	Total Taxes Billed	3,998,060.01
Police Protection	410,484.69	Prior Years Surplus Appropriated	340,000.00	1993 TAXES COLLECTED	3,778,310.07
Civil Defense & Disaster Control	1,500.00	REVENUES	5,097,431.74	1993 Taxes Cancelled, Abated or Adjusted	13,960.63
Environmental Inspection & Control	66,372.00	Reserve For Uncollected Taxes	312,990.44	Transfer to Tax Title Liens or Foreclosed	6,855.14
Other Public Safety		CAPITAL OUTLAY	347,993.78	Balance Outstanding Dec. 31, 1993	198,934.17
PUBLIC WORKS		TOTAL		PRIOR YEARS TAXES OUTSTANDING	
Streets and Drainage	224,686.00	Public Enterprises		Balance January 1, 1993	217,092.27
Sewers and Sewage Processing		Recreation-Culture		Collected in 1993	211,525.33
Gorbage and Trash Disposal	173,505.00	Public Works	260,397.08	Cancelled, Abated or Adjusted 1993	
Public Buildings and Grounds	19,475.00	Buildings and Grounds	87,596.70	Transfers to Tax Title Liens or Foreclosed	
Other Public Works		Library and Education		Balance December 31, 1993	5,566.94
HEALTH and WELFARE		Conservation		TAX TITLE LIENS OUTSTANDING	
Health Services Except Environmental	763.00	All Other		Balance January 1, 1993	34,084.56
Welfare-Public Assistance	2,937.00			Transfer From Taxes	6,855.14
Hospital, Clinics, First Aid		CAPITAL DEBT AUTHORIZED, DECEMBER 31, 1993		Redeemed In 1993	
Animal, Insect, & Rodent Control	500.00	ISSUED AND UNISSUED		Cancelled, Abated or Adjusted (1993)	
Other Welfare Services		School	1,130,000	Transfer to Foreclosed Property	
RECREATION and CONSERVATION		Self-Liquidating		Balance December 31, 1993	40,939.70
Beaches and Boardwalks		Other	1,176,754	PROPERTY ACQUIRED BY DEED OR FORECLOSURE	
Parks, Playgrounds, Shade Trees	4,316.00	Total	2,306,754	Balance January 1, 1993	4,500.00
Land Reclamation & Conservation	6,969.49			Transfers From Taxes or Liens	
Other Recreational Services	14,452.00	ISSUED AND OUTSTANDING		Sale For Cash (1993)	
EDUCATION (excluding schools)		School	1,130,000.00	Cancelled, Abated or Adjusted (1993)	
Libraries	42,000.00	Self-Liquidating		Balance December 31, 1993	4,500.00
Other Educational Services		Other	873,031.41	CURRENT FINANCES DECEMBER 31, 1993	
STATUTORY EXPENDITURES		Total	2,003,031.41	ASSETS	
Pensions & F. I. C. A.	75,688.00	EQUALIZED VALUATION BASIS FOR NET DEBT COMPUTATION	159,687,151	Cash Dec. 31, 1993	882,433.64
Employee Fringe Benefits	111,500.00	REAL PROPERTY VALUATIONS		Taxes Receivable	204,501.11
Other Statutory Expenditures	4,000.00	Code Class # of Parcels % VAL'N	ASSESSED VALUATION	Tax Title Liens	40,939.70
CETA And Other Public Employment Programs		1 Vacant Land 40 1.66	2,561,400.00	Foreclosed Property	4,500.00
MUNICIPAL FUNCTIONS		2 Residential 1191 77.01	118,722,500.00	Emergencies & Other Deferred Charges	56,000.00
CAPITAL IMPROVEMENTS	20,000.00	3 Farm 21 .74	1,136,500.00	State and Federal Aid Receivable	
DEBT SERVICE		4a Commercial 42 9.27	14,287,500.00	Other Receivables	4,386.45
Principal Payments	98,717.28	4b Industrial 12 10.56	16,283,500.00	Total	1,192,760.90
Interest Payments	25,823.00	4c Apartments 6 .77	1,183,300.00	LIABILITIES, RESERVES, AND SURPLUS	
		Total 1312	154,174,700.00	Cash Liabilities	413,266.41
DEFERRED CHARGES	74,573.59	Land Area 2.16 Sq. Miles		Reserves for Receivables	254,327.26
SCHOOL, COUNTY, SPECIAL DISTRICT TAXES	3,243,313.06	Net Valuation Taxable-Municipal	154,728,609	Surplus Dec. 31, 1993	525,167.23
RESERVE FOR UNCOLLECTED TAXES	312,990.44	Net Valuation Taxable-County	170,694,662	Total	1,192,760.90
EXPENDITURES	5,212,952.55	State Equalized Valuation	155,565,673		
TOTAL		State Equalization Ratio	99.46		

General Tax Rate Per \$100.	1.63
State Equalized Tax Rate	1.52

Number of Members on Governing Body - 3

Gross Debt	.90
Net Debt	.08
Tax Levy Collected	97.80
Tax Levy Cancelled, Abated or Adjusted	.22

1987-1990

Population 1990 13,173
 Population 1993 13,287
 S & P Rating AAA
 Moody Rating AAA

General Tax Rate Per \$100. 2.24
 State Equalized Tax Rate 2.13

DELRAN TOWNSHIP - BURLINGTON CO.

Form of Government:

Mayor-Council Plan D (OMCL 50)

Number of Members on Governing Body - 5

PER CAPITA:

Gross Debt 372.62
 Net Debt 167.23
 Debt Service 22.85
 Total Tax Levy 1,179.45
 Municipal Expenditures 452.65

PER CENT:

Gross Debt .74
 Net Debt .33
 Tax Levy Collected 95.69
 Tax Levy Cancelled, Abated or Adjusted 2.07

EXPENDITURES		REVENUES-REALIZED		1993 PROPERTY TAX	
GENERAL GOVERNMENT				STATE EQUALIZED TAX RATE 1.26	
Governing Body & Public Boards	22,485.00	1993 Property Taxes Collected	14,956,915.67	Local District School Taxes	8,403,653.00
Municipal Clerk	43,675.00	1993 Payments in Lieu of Taxes	422.02	Regional & Consolidated School Tax	
Financial Administration	123,001.00	Delinquent Tax & Lien Collections	409,469.27	School Taxes in Municipal Budget	
Assessment of Taxes	56,642.00	Business Personalty Replacement Taxes	186,979.44	County Taxes	3,582,888.20
Collection of Taxes	71,199.00	Taxes From Public Utilities	870,779.00	County Library Taxes	228,251.47
Planning, Housing & Development	42,962.00	Other Miscellaneous Tax Revenues		Local Municipal Purpose Taxes	2,313,375.00
Human Resources	96,090.94	State Aid Revenues	654,140.95	Veteran & Senior Citizen Taxes	106,750.00
Elections		Federal Aid Revenues		Total Taxes for Rate Computation	14,634,917.67
General Administration (other)	431,256.89			Special District Taxes	776,125.00
JUDICIARY				Bank Corp. Taxes	
Municipal Courts	89,520.00	Sale of Acquired Property		Added and Omitted Taxes	367,088.70
PUBLIC SAFETY		Other Miscellaneous Revenues	485,445.46	Total Taxes Levied - ABSTRACT	15,671,381.37
Fire Protection	1,552,896.90	Total	17,564,151.81	Total Taxes Billed	15,629,919.04
Police Protection	250.00	Prior Years Surplus Appropriated	1,445,975.00	1993 TAXES COLLECTED	14,956,915.67
Civil Defense & Disaster Control		REVENUES TOTAL	19,010,126.81	1993 Taxes Cancelled, Abated or Adjusted	323,647.23
Environmental Inspection & Control		Reserve For Uncollected Taxes	932,202.75	Transfer to Tax Title Liens or Foreclosed	9,233.17
Other Public Safety		CAPITAL OUTLAY TOTAL	252,816.87	Balance Outstanding Dec. 31, 1993	340,122.97
PUBLIC WORKS				PRIOR YEARS TAXES OUTSTANDING	
Streets and Drainage	555,358.00	Public Enterprises	9,291.65	Balance January 1, 1993	460,926.59
Sewers and Sewage Processing	537,000.00	Recreation-Culture	243,377.87	Collected in 1993	409,469.27
Garbage and Trash Disposal	120,500.00	Public Works	147.35	Cancelled, Abated or Adjusted 1993	254.52
Public Buildings and Grounds		Buildings and Grounds		Transfers to Tax Title Liens or Foreclosed	
Other Public Works		Library and Education		Balance December 31, 1993	51,202.80
HEALTH and WELFARE		Conservation		TAX TITLE LIENS OUTSTANDING	
Health Services Except Environmental	20,260.00	All Other		Balance January 1, 1993	41,820.03
Welfare-Public Assistance				Transfer From Taxes	9,233.17
Hospital, Clinics, First Aid	32,000.00	CAPITAL DEBT AUTHORIZED, DECEMBER 31, 1993		Redeemed in 1993	
Animal, Insect, & Rodent Control	3,735.00	ISSUED AND UNISSUED		Cancelled, Abated or Adjusted (1993)	
Other Welfare Services		School	2,469,050	Transfer to Foreclosed Property	
RECREATION and CONSERVATION		Self-Liquidating		Balance December 31, 1993	51,053.20
Beaches and Boardwalks		Other	2,481,918	PROPERTY ACQUIRED BY DEED OR FORECLOSURE	
Parks, Playgrounds, Shade Trees		Total	4,950,968	Balance January 1, 1993	3,615.00
Land Reclamation & Conservation	148,822.00	ISSUED AND OUTSTANDING		Transfers From Taxes or Liens	
Other Recreational Services	27,521.00	School		Sale For Cash (1993)	
EDUCATION (excluding schools)		Self-Liquidating		Cancelled, Abated or Adjusted (1993)	
Libraries		Other	2,170,641.42	Balance December 31, 1993	3,615.00
Other Educational Services	100.00	Total	2,170,641.42	CURRENT FINANCES DECEMBER 31, 1993	
STATUTORY EXPENDITURES		EQUALIZED VALUATION BASIS FOR NET DEBT COMPUTATION	666,023,861	ASSETS	
Pensions & F. I. C. A.	253,576.13	REAL PROPERTY VALUATIONS		Cash Dec. 31, 1993	2,706,858.13
Employee Fringe Benefits	493,700.00	Code Class # of Parcels % VAL'N	ASSESSED VALUATION	Taxes Receivable	391,325.77
Other Statutory Expenditures	4,000.00	1 Vacant Land 295 3.73	26,085,200.00	Tax Title Liens	51,053.20
CETA And Other Public Employment Programs		2 Residential 3531 70.97	458,721,000.00	Foreclosed Property	3,615.00
MUNICIPAL FUNCTIONS		3 Farm 49 .35	2,281,850.00	Emergencies & Other Deferred Charges	52,200.00
CAPITAL IMPROVEMENTS		4a Commercial 150 17.63	113,917,100.00	State and Federal Aid Receivable	5,069.91
DEBT SERVICE		4b Industrial 5 .42	2,734,000.00	Other Receivables	37,525.13
Principal Payments	197,895.48	4c Apartments 3 6.90	44,591,200.00	Total	3,247,647.14
Interest Payments	105,749.65	Total 4033	666,330,350.00	LIABILITIES, RESERVES, AND SURPLUS	
DEFERRED CHARGES		Land Area 6.91 Sq. Miles		Cash Liabilities	1,227,671.34
SCHOOL, COUNTY, SPECIAL DISTRICT TAXES	12,990,917.67	Net Valuation Taxable-Municipal	648,654,013	Reserves for Receivables	483,519.10
RESERVE FOR UNCOLLECTED TAXES	932,202.75	Net Valuation Taxable-County	681,975,903	Surplus Dec. 31, 1993	1,536,456.79
EXPENDITURES TOTAL	19,005,316.41	State Equalized Valuation	666,930,707	Total	3,247,647.14
		State Equalization Ratio	97.25		

0209

Population 1990 4,800
 Population 1993 4,847
 S & P Rating
 Moody Rating A1

General Tax Rate Per \$100. 2.66
 State Equalized Tax Rate 2.05

DEMAREST BOROUGH - BERGEN COUNTY

Form of Government:
 Borough Council

Number of Members on Governing Body - 6

PER CAPITA:

Gross Debt 497.42
 Net Debt 284.26
 Debt Service 51.12
 Total Tax Levy 2,426.83
 Municipal Expenditures 881.74

PER CENT:

Gross Debt .42
 Net Debt .24
 Tax Levy Collected 98.16
 Tax Levy Cancelled, Abated or Adjusted .26

EXPENDITURES		REVENUES-REALIZED		1993 PROPERTY TAX	
GENERAL GOVERNMENT		1993 Property Taxes Collected		STATE EQUALIZED TAX RATE	
Governing Body & Public Boards		11,546,384.00		Local District School Taxes .80	
Municipal Clerk				Regional & Consolidated School Tax .45	
Financial Administration	39,042.00			School Taxes in Municipal Budget	
Assessment of Taxes	14,410.00			County Taxes .28	
Collection of Taxes	56,104.00			County Library Taxes	
Planning, Housing & Development	12,740.00			Local Municipal Purpose Taxes .53	
Human Resources	23,795.00			Veteran & Senior Citizen Taxes	
Elections	1,680.00			Total Taxes for Rate Computation 2.06	
General Administration (other)	358,366.00			Special District Taxes	
JUDICIARY				Bank Corp. Taxes	
Municipal Courts	21,032.00			Added and Omitted Taxes	
PUBLIC SAFETY				Total Taxes Levied - ABSTRACT	
Fire Protection	128,441.00			Total Taxes Billed	
Police Protection	908,617.00			1993 TAXES COLLECTED	
Civil Defense & Disaster Control	509.00			1993 Taxes Cancelled, Abated or Adjusted	
Environmental Inspection & Control	30,425.00			Transfer to Tax Title Liens or Foreclosed	
Other Public Safety				Balance Outstanding Dec. 31, 1993	
PUBLIC WORKS				PRIOR YEARS TAXES OUTSTANDING	
Streets and Drainage	113,882.00			Balance January 1, 1993	
Sewers and Sewage Processing	274,798.00			Collected in 1993	
Garbage and Trash Disposal	650,024.00			Cancelled, Abated or Adjusted 1993	
Public Buildings and Grounds	38,700.00			Transfers to Tax Title Liens or Foreclosed	
Other Public Works	467,685.00			Balance December 31, 1993	
HEALTH and WELFARE				TAX TITLE LIENS OUTSTANDING	
Health Services Except Environmental	15,391.00			Balance January 1, 1993	
Welfare-Public Assistance	1,460.00			Transfer From Taxes	
Hospital, Clinics, First Aid	2,000.00			Redeemed in 1993	
Animal, Insect, & Rodent Control	2,760.00			Cancelled, Abated or Adjusted (1993)	
Other Welfare Services				Transfer to Foreclosed Property	
RECREATION and CONSERVATION				Balance December 31, 1993	
Beaches and Boardwalks				PROPERTY ACQUIRED BY DEED OR	
Parks, Playgrounds, Shade Trees	23,175.00			FORECLOSURE	
Land Reclamation & Conservation	38,317.00			Balance January 1, 1993	
Other Recreational Services	27,263.00			Transfers From Taxes or Liens	
EDUCATION (excluding schools)				Sale For Cash (1993)	
Libraries				Cancelled, Abated or Adjusted (1993)	
Other Educational Services	36,800.00			Balance December 31, 1993	
STATUTORY EXPENDITURES				CURRENT FINANCES DECEMBER 31, 1993	
Pensions & F. I. C. A.	161,359.00			ASSETS	
Employee Fringe Benefits	148,962.00			Cash Dec. 31, 1993	
Other Statutory Expenditures				Taxes Receivable	
CETA And Other Public Employment Programs				Tax Title Liens	
MUNICIPAL FUNCTIONS				Foreclosed Property	
CAPITAL IMPROVEMENTS				Emergencies & Other Deferred Charges	
DEBT SERVICE				State and Federal Aid Receivable	
Principal Payments	245,615.00			Other Receivables	
Interest Payments	50,617.00			Total	
DEFERRED CHARGES	31,834.00			LIABILITIES, RESERVES, AND SURPLUS	
SCHOOL, COUNTY, SPECIAL DISTRICT TAXES	8,691,464.96			Cash Liabilities	
RESERVE FOR UNCOLLECTED TAXES	348,000.00			Reserves for Receivables	
EXPENDITURES TOTAL	12,965,258.96			Surplus Dec. 31, 1993	
				Total	

Population 1990
Population 1993
S & P Rating
Moody Rating

5,574
5,981

General Tax Rate Per \$100.
1.74
State Equalized Tax Rate
1.74

DENNIS TOWNSHIP - CAPE MAY COUNTY

Form of Government:
Township Committee

Number of Members on Governing Body - 3

PER CAPITA.

Gross Debt 534.58
Net Debt 267.07
Debt Service 21.59
Total Tax Levy 954.49
Municipal Expenditures 516.33

PER CENT:

Gross Debt 1.04
Net Debt .52
Tax Levy Collected 92.20
Tax Levy Cancelled, Abated
or Adjusted .39

EXPENDITURES		REVENUES-REALIZED		1993 PROPERTY TAX	
GENERAL GOVERNMENT				STATE EQUALIZED TAX RATE	
Governing Body & Public Boards				Local District School Taxes	1.72
Municipal Clerk				Regional & Consolidated School Tax	3,508,445.00
Financial Administration	81,120.00	1993 Property Taxes Collected		School Taxes in Municipal Budget	
Assessment of Taxes	58,200.00	1993 Payments in Lieu of Taxes		County Taxes	.41 *
Collection of Taxes	96,775.00	Delinquent Tax & Lien Collections		County Library Taxes	.03
Planning, Housing & Development	29,500.00	Business Personalty Replacement Taxes		Local Municipal Purpose Taxes	.18
Human Resources	9,200.00	Taxes From Public Utilities		Veteran & Senior Citizen Taxes	
Elections	3,250.00	Other Miscellaneous Tax Revenues		Total Taxes for Rate Computation	1.74
General Administration (other)	402,050.00	State Aid Revenues		Special District Taxes	
		Federal Aid Revenues		Bank Corp. Taxes	
JUDICIARY				Added and Omitted Taxes	
Municipal Courts	72,000.00	Sale of Acquired Property		Total Taxes Levied - ABSTRACT	46,972.25
PUBLIC SAFETY		Other Miscellaneous Revenues		Total Taxes Billed	5,708,802.96
Fire Protection	11,500.00			1993 TAXES COLLECTED	
Police Protection	194,750.00	Prior Years Surplus Appropriated		1993 Taxes Cancelled, Abated or Adjusted	22,331.46
Civil Defense & Disaster Control	15,475.00	REVENUES TOTAL		Transfer to Tax Title Liens or Foreclosed	39,020.79
Environmental Inspection & Control	12,000.00	Reserve For Uncollected Taxes		Balance Outstanding Dec. 31, 1993	385,681.53
Other Public Safety		CAPITAL OUTLAY TOTAL		PRIOR YEARS TAXES OUTSTANDING	
PUBLIC WORKS				Balance January 1, 1993	389,655.56
Streets and Drainage	743,558.00	Public Enterprises		Collected in 1993	384,750.35
Sewers and Sewage Processing		Recreation-Culture		Cancelled, Abated or Adjusted 1993	3.84
Garbage and Trash Disposal	23,000.00	Public Works		Transfers to Tax Title Liens or Foreclosed	1,164.07
Public Buildings and Grounds	139,400.00	Buildings and Grounds		Balance December 31, 1993	3,737.30
Other Public Works		Library and Education		TAX TITLE LIENS OUTSTANDING	
HEALTH and WELFARE		Conservation		Balance January 1, 1993	248,382.10
Health Services Except Environmental	8,880.00	All Other		Transfer From Taxes	40,457.61
Welfare-Public Assistance	7,550.00			Redeemed in 1993	67,652.69
Hospital, Clinics, First Aid		CAPITAL DEBT AUTHORIZED, DECEMBER 31, 1993		Cancelled, Abated or Adjusted (1993)	17,722.84
Animal, Insect, & Rodent Control	17,100.00	ISSUED AND UNISSUED		Transfer to Foreclosed Property	47,571.52
Other Welfare Services		SCHOOL		Balance December 31, 1993	155,892.66
RECREATION and CONSERVATION		Self-Liquidating		PROPERTY ACQUIRED BY DEED OR FORECLOSURE	
Beaches and Boardwalks		Other		Balance January 1, 1993	73,140.00
Parks, Playgrounds, Shade Trees		Total		Transfers From Taxes or Liens	47,571.52
Land Reclamation & Conservation	2,000.00			Sale For Cash (1993)	
Other Recreational Services	60,500.00			Cancelled, Abated or Adjusted (1993)	
EDUCATION (excluding schools)		ISSUED AND OUTSTANDING		Balance December 31, 1993	120,711.52
Libraries		SCHOOL		CURRENT FINANCES DECEMBER 31, 1993	
Other Educational Services		Self-Liquidating		ASSETS	
STATUTORY EXPENDITURES		Other		Cash Dec. 31, 1993	2,471,535.20
Pensions & F. I. C. A.	93,000.00	Total		Taxes Receivable	389,418.83
Employee Fringe Benefits	194,250.00			Tax Title Liens	155,892.66
Other Statutory Expenditures	7,500.00			Foreclosed Property	120,711.52
CETA And Other Public Employment Programs		EQUALIZED VALUATION BASIS		Emergencies & Other Deferred Charges	28,106.00
MUNICIPAL FUNCTIONS		FOR NET DEBT COMPUTATION		State and Federal Aid Receivable	1,039.37
CAPITAL IMPROVEMENTS				Other Receivables	8,910.14
DEBT SERVICE				Total	3,175,613.72
Principal Payments	31,936.84			LIABILITIES, RESERVES, AND SURPLUS	
Interest Payments	47,195.18			Cash Liabilities	779,399.79
DEFERRED CHARGES				Reserves for Receivables	674,933.15
SCHOOL, COUNTY, SPECIAL DISTRICT TAXES	29,569.49			Surplus Dec. 31, 1993	1,721,280.78
RESERVE FOR UNCOLLECTED TAXES	5,096,414.36			Total	3,175,613.72
EXPENDITURES TOTAL	8,184,596.75				

Population 1990 13,812
 Population 1993 13,818
 S & P Rating
 Moody Rating A1

General Tax Rate Per \$100. 2.55
 State Equalized Tax Rate 1.98

DENVER TOWNSHIP - MORRIS COUNTY

Form of Government:

Mayor-Council Plan F (OMCL 50)

Number of Members on Governing Body - 7

PER CAPITA

Gross Debt 1,917.43
 Net Debt 763.92
 Debt Service 92.08
 Total Tax Levy 1,686.30
 Municipal Expenditures 766.00

PER CENT:

Gross Debt 2.22
 Net Debt .39
 Tax Levy Collected 96.35
 Tax Levy Cancelled, Abated or Adjusted .50

EXPENDITURES		REVENUES-REALIZED		1993 PROPERTY TAX	
GENERAL GOVERNMENT		1993 Property Taxes Collected		STATE EQUALIZED TAX RATE	
Governing Body & Public Boards	139,318.00	1993 Payments in Lieu of Taxes		Local District School Taxes .70	
Municipal Clerk		Delinquent Tax & Lien Collections		Regional & Consolidated School Tax .52	
Financial Administration	110,559.00	Business Personalty Replacement Taxes		School Taxes in Municipal Budget	
Assessment of Taxes	88,257.00	Taxes From Public Utilities		County Taxes .31	
Collection of Taxes	84,890.00	Other Miscellaneous Tax Revenues		County Library Taxes	
Planning, Housing & Development	184,761.00	State Aid Revenues		Local Municipal Purpose Taxes .43	
Human Resources	147,057.00	Federal Aid Revenues		Veteran & Senior Citizen Taxes	
Elections	6,600.00	Sale of Acquired Property		Total Taxes for Rate Computation 1.96	
General Administration (other)	652,833.00	Other Miscellaneous Revenues		Special District Taxes	
JUDICIARY		Total		Bank Corp. Taxes	
Municipal Courts	136,075.00	Prior Years Surplus Appropriated		Added and Omitted Taxes	
PUBLIC SAFETY		REVENUES TOTAL		Total Taxes Levied - ABSTRACT	
Fire Protection	165,388.00	Reserve For Uncollected Taxes		Total Taxes Billed	
Police Protection	1,940,168.00	CAPITAL OUTLAY TOTAL		1993 TAXES COLLECTED	
Civil Defense & Disaster Control	6,070.00	Public Enterprises		1993 Taxes Cancelled, Abated or Adjusted	
Environmental Inspection & Control	179,842.00	Recreation-Culture		Transfer to Tax Title Liens or Foreclosed	
Other Public Safety		Public Works		Balance Outstanding Dec. 31, 1993	
PUBLIC WORKS		Buildings and Grounds		PRIOR YEARS TAXES OUTSTANDING	
Streets and Drainage	922,200.00	Library and Education		Balance January 1, 1993	
Sewers and Sewage Processing	1,136,500.00	Conservation		Collected in 1993	
Garbage and Trash Disposal		All Other		Cancelled, Abated or Adjusted 1993	
Public Buildings and Grounds	401,500.00	CAPITAL DEBT AUTHORIZED, DECEMBER 31, 1993		Transfers to Tax Title Liens or Foreclosed	
Other Public Works		ISSUED AND UNISSUED		Balance December 31, 1993	
HEALTH and WELFARE		GROSS DEBT		TAX TITLE LIENS OUTSTANDING	
Health Services Except Environmental	219,591.00	NET DEBT		Balance January 1, 1993	
Welfare-Public Assistance	22,050.00	SCHOOL		Transfer From Taxes	
Hospital, Clinics, First Aid		Self-Liquidating		Redeemed In 1993	
Animal, Insect, & Rodent Control	18,500.00	Other		Cancelled, Abated or Adjusted (1993)	
Other Welfare Services		Total		Transfer to Foreclosed Property	
RECREATION and CONSERVATION		ISSUED AND OUTSTANDING		Balance December 31, 1993	
Beaches and Boardwalks	276,045.00	SCHOOL		PROPERTY ACQUIRED BY DEED OR	
Parks, Playgrounds, Shade Trees		Self-Liquidating		FORECLOSURE	
Land Reclamation & Conservation	48,300.00	Other		Balance January 1, 1993	
Other Recreational Services		Total		Transfers From Taxes or Liens	
EDUCATION (excluding schools)		EQUALIZED VALUATION BASIS		Sale For Cash (1993)	
Libraries	465,000.00	FOR NET DEBT COMPUTATION		Cancelled, Abated or Adjusted (1993)	
Other Educational Services	100.00	REAL PROPERTY VALUATIONS		Balance December 31, 1993	
STATUTORY EXPENDITURES		Code Class # of Parcels % VAL'N		CURRENT FINANCES DECEMBER 31, 1993	
Pensions & F. I. C. A.	410,554.00	ASSESSSED VALUATION		ASSETS	
Employee Fringe Benefits	550,000.00	1 Vacant Land 723 3.42		Cosh Dec. 31, 1993	
Other Statutory Expenditures	100.00	2 Residential 4839 77.00		Taxes Receivable	
CETA And Other Public Employment Programs		3 Farm 57 .44		Tax Title Liens	
MUNICIPAL FUNCTIONS		4a Commercial 349 12.38		Foreclosed Property	
CAPITAL IMPROVEMENTS		4b Industrial 41 6.27		Emergencies & Other Deferred Charges	
DEBT SERVICE		4c Apartments 2 .48		State and Federal Aid Receivable	
Principal Payments	819,000.00	Total 6011		Other Receivables	
Interest Payments	453,394.00	Land Area 12.70 Sq. Miles		Total	
DEFERRED CHARGES		Net Valuation Taxable-Municipal		LIABILITIES, RESERVES, AND SURPLUS	
SCHOOL, COUNTY, SPECIAL DISTRICT TAXES	18,094,893.77	Net Valuation Taxable-County		Cosh Liabilities	
RESERVE FOR UNCOLLECTED TAXES	1,000,000.00	State Equalized Valuation		Reserves for Receivables	
EXPENDITURES TOTAL	28,679,545.77	State Equalization Ratio 77.58		Surplus Dec. 31, 1993	
				Total	

Population 1990 **24,137**
 Population 1993 **24,519**
 S & P Rating **AAA**
 Moody Rating **A**

General Tax Rate Per \$100. **4.42**
 State Equalized Tax Rate **2.25**

DEPTFORD TOWNSHIP - GLOUCESTER CO.

Form of Government:

Council-Manager Plan E (OMCL 50)

Number of Members on Governing Body - 7

PER CAPITA:

Gross Debt **120.70**
 Net Debt **111.60**
 Debt Service **34.80**
 Total Tax Levy **1,096.01**
 Municipal Expenditures **527.38**

PER CENT:

Gross Debt **.27**
 Net Debt **.25**
 Tax Levy Collected **94.05**
 Tax Levy Cancelled, Abated or Adjusted **.55**

EXPENDITURES		REVENUES-REALIZED		1993 PROPERTY TAX	
GENERAL GOVERNMENT				STATE EQUALIZED TAX RATE	
Governing Body & Public Boords	31,850.00	1993 Property Taxes Collected	25,296,891.05	Local District School Taxes	1.17
Municipal Clerk	67,555.00	1993 Payments in Lieu of Taxes	55,810.23	Regional & Consolidated School Tax	
Financial Administration	154,367.00	Delinquent Tax & Lien Collections	1,539,642.08	School Taxes in Municipal Budget	
Assessment of Taxes	130,255.00	Business Personalty Replacement Taxes	169,201.24	County Taxes	.61
Collection of Taxes	120,850.00	Taxes From Public Utilities	1,577,263.00	County Library Taxes	
Planning, Housing & Development	137,680.00	Other Miscellaneous Tax Revenues		Local Municipal Purpose Taxes	.47
Human Resources	263,132.25	State Aid Revenues	1,168,023.27	Veteran & Senior Citizen Taxes	
Elections	14,500.00	Federal Aid Revenues		Total Taxes for Rate Computation	2.25
General Administration (other)	1,136,852.00			Special District Taxes	
JUDICIARY		Sale of Acquired Property		Bank Corp. Taxes	
Municipal Courts	165,754.86	Other Miscellaneous Revenues	1,472,353.45	Added and Omitted Taxes	
PUBLIC SAFETY		Total	31,279,184.32	Total Taxes Levied - ABSTRACT	26,872,982.84
Fire Protection	5,614.00	Prior Years Surplus Appropriated	1,816,500.00	Total Taxes Billed	26,897,646.34
Police Protection	2,720,306.18	REVENUES	33,093,684.32	1993 TAXES COLLECTED	25,296,891.05
Civil Defense & Disaster Control	12,250.00	Reserve For Uncollected Taxes	2,204,945.22	1993 Taxes Cancelled, Abated or Adjusted	147,892.44
Environmental Inspection & Control	188,643.00	CAPITAL OUTLAY	988,136.11	Transfer to Tax Title Liens or Foreclosed	327,279.82
Other Public Safety		TOTAL	988,136.11	Balance Outstanding Dec. 31, 1993	1,125,583.03
PUBLIC WORKS				PRIOR YEARS TAXES OUTSTANDING	
Streets and Drainage	646,680.00	Public Enterprises	146,386.65	Balance January 1, 1993	2,867,065.85
Sewers and Sewage Processing		Recreation-Culture	819,690.06	Collected in 1993	1,073,385.78
Garbage and Trash Disposol	1,760,000.00	Public Works	22,059.40	Cancelled, Abated or Adjusted 1993	264,162.68
Public Buildings and Grounds	82,245.00	Buildings and Grounds		Transfers to Tax Title Liens or Foreclosed	1,054,895.02
Other Public Works	220,900.00	Library and Education		Balance December 31, 1993	474,622.37
HEALTH and WELFARE		Conservation		TAX TITLE LIENS OUTSTANDING	
Health Services Except Environmental	45,485.00	All Other		Balance January 1, 1993	1,189,986.36
Welfare-Public Assistance		CAPITAL DEBT AUTHORIZED, DECEMBER 31, 1993		Transfer From Taxes	1,598,099.47
Hospital, Clinics, First Aid		ISSUED AND UNISSUED	GROSS DEBT	Redeemed in 1993	466,256.30
Animal, Insect, & Rodent Control	20,000.00	School	223,125	Cancelled, Abated or Adjusted (1993)	916,730.31
Other Welfare Services	56,474.00	Self-Liquidating		Transfer to Foreclosed Property	38,733.80
RECREATION and CONSERVATION		Other	2,736,350	Balance December 31, 1993	1,366,365.42
Beaches and Boardwalks		Total	2,959,475	PROPERTY ACQUIRED BY DEED OR FORECLOSURE	
Parks, Playgrounds, Shade Trees	186,900.00			Balance January 1, 1993	554,500.00
Land Reclamation & Conservation	1,800.00	ISSUED AND OUTSTANDING		Transfers From Taxes or Liens	
Other Recreational Services	3,500.00	School	223,125.00	Sale For Cash (1993)	
EDUCATION (excluding schools)		Self-Liquidating		Cancelled, Abated or Adjusted (1993)	81,150.00
Libraries	364,345.00	Other	2,632,850.00	Balance December 31, 1993	473,350.00
Other Educational Services		Total	2,855,975.00	CURRENT FINANCES DECEMBER 31, 1993	
STATUTORY EXPENDITURES		EQUALIZED VALUATION BASIS FOR NET DEBT COMPUTATION	1,102,583.773	ASSETS	
Pensions & F. I. C. A.	444,073.06	REAL PROPERTY VALUATIONS		Cash Dec. 31, 1993	4,972,972.53
Employee Fringe Benefits	890,600.00	Code Class # of Parcels % VAL'N	ASSESSED VALUATION	Taxes Receivable	1,600,205.40
Other Statutory Expenditures		1 Vacant Land 2083 3.86	22,167,546.00	Tax Title Liens	1,366,365.42
CETA And Other Public Employment Programs		2 Residential 7572 60.03	344,972,520.00	Foreclosed Property	473,350.00
MUNICIPAL FUNCTIONS	TOTAL	3 Farm 252 .76	6,365,100.00	Emergencies & Other Deferred Charges	100,000.00
CAPITAL IMPROVEMENTS	* MEMO *	4a Commercial 305 31.81	182,770,400.00	State and Federal Aid Receivable	
DEBT SERVICE		4b Industrial 5 .41	2,366,400.00	Other Receivables	213,545.55
Principal Payments	703,600.00	4c Apartments 10 3.13	17,982,400.00	Total	8,726,438.90
Interest Payments	149,730.39	Total	574,624,366.00	LIABILITIES, RESERVES, AND SURPLUS	
DEFERRED CHARGES		Land Area 17.58 Sq. Miles		Cash Liabilities	2,969,045.78
SCHOOL, COUNTY, SPECIAL DISTRICT TAXES	21,337,293.32	Net Valuation Taxable-Municipal	577,370,154	Reserves for Receivables	3,653,466.37
RESERVE FOR UNCOLLECTED TAXES	2,204,945.22	Net Valuation Taxable-County	1,114,955,187	Surplus Dec. 31, 1993	2,103,926.75
EXPENDITURES	TOTAL	State Equalized Valuation	1,128,577,226	Total	8,726,438.90
		State Equalization Ratio	51.04		

1409

Population 1990 15,115

Population 1993 14,354

S & P Rating

Moody Rating A

General Tax Rate Per \$100.

5.39

State Equalized Tax Rate

2.70

DOVER TOWN - MORRIS COUNTY

Form of Government:

Town Council

Number of Members on Governing Body - 9

PER CAPITA:

Gross Debt 427.71

Net Debt 337.53

Debt Service 41.69

Total Tax Levy 1,216.31

Municipal Expenditures 684.11

PER CENT:

Gross Debt .92

Net Debt .72

Tax Levy Collected 97.37

Tax Levy Cancelled, Abated

or Adjusted .46

EXPENDITURES		REVENUES-REALIZED		1993 PROPERTY TAX	
GENERAL GOVERNMENT				STATE EQUALIZED TAX RATE 1.30	
Governing Body & Public Boards	66,075.00	1993 Property Taxes Collected 15,974,592.35		Local District School Taxes	9,696,146.00
Municipal Clerk		1993 Payments in Lieu of Taxes 132,418.80		Regional & Consolidated School Tax	
Financial Administration	173,451.00	Delinquent Tax & Lien Collections 556,229.04		School Taxes in Municipal Budget	
Assessment of Taxes	63,462.00	Business Personalty Replacement Taxes 299,009.32		County Taxes .33 *	2,149,401.56
Collection of Taxes	62,880.00	Taxes From Public Utilities 557,569.00		County Library Taxes	
Planning, Housing & Development	378,353.00	Other Miscellaneous Tax Revenues 1,249,568.34		Local Municipal Purpose Taxes .87	5,576,846.00
Human Resources	139,696.00	State Aid Revenues		Veteran & Senior Citizen Taxes	82,250.00
Elections	6,500.00	Federal Aid Revenues		Total Taxes for Rate Computation 2.70	17,504,643.56
General Administration (other)	757,660.38	Sale of Acquired Property		Special District Taxes	
JUDICIARY		Other Miscellaneous Revenues		Bank Corp. Taxes	
Municipal Courts	193,969.00	Total 21,548,639.09		Added and Omitted Taxes	36,456.93
PUBLIC SAFETY		Prior Years Surplus Appropriated 517,500.00		Total Taxes Levied - ABSTRACT	17,458,850.49
Fire Protection	273,439.00	REVENUES TOTAL 22,066,139.09		Total Taxes Billed	17,433,675.99
Police Protection	1,803,048.13	Reserve For Uncollected Taxes 975,499.00		1993 TAXES COLLECTED	16,974,592.35
Civil Defense & Disaster Control	2,628.00	CAPITAL OUTLAY TOTAL 2,258,425.37		1993 Taxes Cancelled, Abated or Adjusted	80,526.54
Environmental Inspection & Control	123,310.00	Public Enterprises 1,169,623.99		Transfer to Tax Title Liens or Foreclosed	21,586.95
Other Public Safety		Recreation-Culture 65,313.10		Balance Outstanding Dec. 31, 1993	356,970.14
PUBLIC WORKS		Public Works 1,023,488.28		PRIOR YEARS TAXES OUTSTANDING	
Streets and Drainage	695,215.00	Buildings and Grounds		Balance January 1, 1993	553,848.57
Sewers and Sewage Processing	876,534.00	Library and Education		Collected in 1993	550,561.68
Garbage and Trash Disposal	700,000.00	Conservation		Cancelled, Abated or Adjusted 1993	652.07
Public Buildings and Grounds	59,959.00	All Other		Transfers to Tax Title Liens or Foreclosed	2,634.82
Other Public Works	3,150.00	CAPITAL DEBT AUTHORIZED, DECEMBER 31, 1993		Balance December 31, 1993	
HEALTH and WELFARE		ISSUED AND UNISSUED GROSS DEBT NET DEBT		TAX TITLE LIENS OUTSTANDING	
Health Services Except Environmental	193,588.00	School 2,279,000 984,583		Balance January 1, 1993	67,147.07
Welfare-Public Assistance	44,002.00	Self-Liquidating 3,860,400 3,860,390		Transfer From Taxes	24,661.52
Hospital, Clinics, First Aid		Other 6,139,400 4,844,973		Redeemed In 1993	5,667.36
Animal, Insect, & Rodent Control	15,600.00	ISSUED AND OUTSTANDING		Cancelled, Abated or Adjusted (1993)	
Other Welfare Services		School 2,279,000.00		Transfer to Foreclosed Property	
RECREATION and CONSERVATION		Self-Liquidating 3,719,000.00		Balance December 31, 1993	86,141.23
Beaches and Boardwalks	120,605.00	Other 5,998,000.00		PROPERTY ACQUIRED BY DEED OR	
Parks, Playgrounds, Shade Trees	147,546.00	EQUALIZED VALUATION BASIS 670,059,548		FORECLOSURE	
Land Reclamation & Conservation	10,208.00	REAL PROPERTY VALUATIONS		Balance January 1, 1993	159,000.00
Other Recreational Services		Code Class # of Parcels % VAL'N ASSESSED VALUATION		Transfers From Taxes or Liens	
EDUCATION (excluding schools)		1 Vacant Land 254 1.23 3,899,700.00		Sale For Cash (1993)	
Libraries	223,187.00	2 Residential 3356 68.17 216,035,684.00		Cancelled, Abated or Adjusted (1993)	
Other Educational Services		3 Farm 49,595,900.00		Balance December 31, 1993	159,000.00
STATUTORY EXPENDITURES		4a Commercial 344 15.65 34,157,200.00		CURRENT FINANCES DECEMBER 31, 1993	
Pensions & F. I. C. A.	318,887.00	4b Industrial 46 10.78 13,233,600.00		ASSETS	
Employee Fringe Benefits	791,000.00	4c Apartments 46 4.18 316,222,084.00		Cash Dec. 31, 1993	3,242,121.75
Other Statutory Expenditures		Total 4046 322,768,441		Taxes Receivable	356,970.14
CETA And Other Public Employment Programs		Land Area 2.51 Sq. Miles 1,371,999.40		Tax Title Liens	86,141.23
MUNICIPAL FUNCTIONS		Net Valuation Taxable-Municipal 682,776,361		Foreclosed Property	159,000.00
CAPITAL IMPROVEMENTS	8,243,952.51	Net Valuation Taxable-County 638,804,384		Emergencies & Other Deferred Charges	
DEBT SERVICE		State Equalized Valuation 50.07		State and Federal Aid Receivable	8,200.31
Principal Payments	430,000.00	State Equalization Ratio		Other Receivables	1,216,406.18
Interest Payments	158,426.00			Total	5,068,839.61
DEFERRED CHARGES	1,780.00			LIABILITIES, RESERVES, AND SURPLUS	
SCHOOL, COUNTY, SPECIAL DISTRICT TAXES	11,845,547.56			Cash Liabilities	1,267,859.96
RESERVE FOR UNCOLLECTED TAXES	975,499.00			Reserves for Receivables	1,371,999.40
EXPENDITURES TOTAL	21,665,235.07			Surplus Dec. 31, 1993	2,428,980.25
				Total	5,068,839.61

1507

Population 1990 76,371
 Population 1993 80,227
 S & P Rating A
 Moody Rating A

General Tax Rate Per \$100. 3.91
 State Equalized Tax Rate 2.06

DOVER TOWNSHIP - OCEAN COUNTY

Form of Government:

Township Committee

Number of Members on Governing Body - 5

PER CAPITA:

Gross Debt 714.66
 Net Debt 601.93
 Debt Service 65.85
 Total Tax Levy 1,445.39
 Municipal Expenditures 589.28

PER CENT:

Gross Debt 1.03
 Net Debt .87
 Tax Levy Collected 92.53
 Tax Levy Cancelled, Abated or Adjusted 1.59

EXPENDITURES		REVENUES-REALIZED		1993 PROPERTY TAX	
GENERAL GOVERNMENT				STATE EQUALIZED TAX RATE →	
Governing Body & Public Boards	47,700.00	1993 Property Taxes Collected		Local District School Taxes	
Municipal Clerk		1993 Payments in Lieu of Taxes		Regional & Consolidated School Tax	1.19
Financial Administration	295,015.00	Delinquent Tax & Lien Collections		School Taxes in Municipal Budget	
Assessment of Taxes	383,203.00	Business Personalty Replacement Taxes		County Taxes	.45
Collection of Taxes	377,100.00	Taxes From Public Utilities		County Library Taxes	.04
Planning, Housing & Development	382,504.00	Other Miscellaneous Tax Revenues		Local Municipal Purpose Taxes	.39
Human Resources	389,130.62	State Aid Revenues		Veteran & Senior Citizen Taxes	
Elections	25,500.00	Federal Aid Revenues		Total Taxes for Rate Computation	2.07
General Administration (other)	4,326,274.68			Special District Taxes	
JUDICIARY		Sale of Acquired Property		Bank Corp. Taxes	
Municipal Courts	426,325.00	Other Miscellaneous Revenues		Added and Omitted Taxes	
PUBLIC SAFETY				Total Taxes Levied - ABSTRACT	638,241.84
Fire Protection				Total Taxes Billed	115,959,039.98
Police Protection	8,526,675.83	Prior Years Surplus Appropriated		1993 TAXES COLLECTED	110,482,775.92
Civil Defense & Disaster Control	177,100.00	REVENUES		1993 Taxes Cancelled, Abated or Adjusted	102,228,492.05
Environmental Inspection & Control	367,570.00	Reserve For Uncollected Taxes		Transfer to Tax Title Liens or Foreclosed	1,759,962.93
Other Public Safety		CAPITAL OUTLAY		Balance Outstanding Dec. 31, 1993	634,997.09
PUBLIC WORKS		TOTAL		PRIOR YEARS TAXES OUTSTANDING	5,859,323.85
Streets and Drainage	3,642,556.30	Public Enterprises		Balance January 1, 1993	5,161,880.43
Sewers and Sewage Processing	1,254,848.77	Recreation-Culture		Collected in 1993	4,263,110.24
Garbage and Trash Disposal	5,278,454.38	Public Works		Cancelled, Abated or Adjusted 1993	298,390.90
Public Buildings and Grounds	438,120.00	Buildings and Grounds		Transfers to Tax Title Liens or Foreclosed	95,045.24
Other Public Works	268,986.04	Library and Education		Balance December 31, 1993	505,334.05
HEALTH and WELFARE		Conservation		TAX TITLE LIENS OUTSTANDING	
Health Services Except Environmental	160,225.00	All Other		Balance January 1, 1993	1,376,180.97
Welfare-Public Assistance	359,048.50	CAPITAL DEBT AUTHORIZED, DECEMBER 31, 1993		Transfer From Taxes	745,399.59
Hospital, Clinics, First Aid		ISSUED AND UNISSUED		Redeemed in 1993	600,604.23
Animal, Insect, & Radent Control		GROSS DEBT		Cancelled, Abated or Adjusted (1993)	
Other Welfare Services		NET DEBT		Transfer to Foreclosed Property	
RECREATION and CONSERVATION		SCHOOL		Balance December 31, 1993	1,520,976.33
Beaches and Boardwalks	339,690.00	Self-Liquidating		PROPERTY ACQUIRED BY DEED OR FORECLOSURE	
Parks, Playgrounds, Shade Trees	533,241.00	Other		Balance January 1, 1993	1,500,900.00
Land Reclamation & Conservation	69,200.00	Total		Transfers From Taxes or Liens	
Other Recreational Services	544,157.05	ISSUED AND OUTSTANDING		Sale For Cash (1993)	
EDUCATION (excluding schools)		SCHOOL		Cancelled, Abated or Adjusted (1993)	
Libraries		Self-Liquidating		Balance December 31, 1993	1,500,900.00
Other Educational Services		Other		CURRENT FINANCES DECEMBER 31, 1993	
STATUTORY EXPENDITURES		Total		ASSETS	
Pensions & F. I. C. A.	2,579,034.77	EQUALIZED VALUATION BASIS		Cash Dec. 31, 1993	9,131,173.68
Employee Fringe Benefits	2,870,820.00	FOR NET DEBT COMPUTATION		Taxes Receivable	6,364,657.90
Other Statutory Expenditures		REAL PROPERTY VALUATIONS		Tax Title Liens	1,520,976.33
CETA And Other Public Employment Programs		Code Class # of Parcels % VAL'N		Foreclosed Property	1,500,900.00
MUNICIPAL FUNCTIONS		1 Vacant Land 4817 3.48		Emergencies & Other Deferred Charges	17,207.78
CAPITAL IMPROVEMENTS		2 Residential 32260 79.54		State and Federal Aid Receivable	904,803.80
DEBT SERVICE		3 Farm 80 .15		Other Receivables	810,926.90
Principal Payments	2,925,000.00	4a Commercial 1045 13.30		Total	20,250,646.39
Interest Payments	2,358,225.89	4b Industrial 145 1.72		LIABILITIES, RESERVES, AND SURPLUS	
DEFERRED CHARGES		4c Apartments 30 1.31		Cash Liabilities	6,707,056.01
SCHOOL, COUNTY, SPECIAL DISTRICT TAXES		Total 38377		Reserves for Receivables	9,692,888.30
RESERVE FOR UNCOLLECTED TAXES		Land Area 41.62 Sq. Miles		Surplus Dec. 31, 1993	3,850,702.08
EXPENDITURES		Net Valuation Taxable-Municipal		Total	20,250,646.39
TOTAL	141,613,139.04	Net Valuation Taxable-County			
		State Equalized Valuation			
		State Equalization Ratio			

0604

Population 1990 1,702
 Population 1993 1,774
 S & P Rating
 Moody Rating

General Tax Rate Per \$100. 2.10
 State Equalized Tax Rate 2.30

DOWNE TOWNSHIP - CUMBERLAND CO.

Form of Government:
 Township Committee
 Number of Members on Governing Body - 3

PER CAPITA:

Gross Debt 41.15
 Net Debt 41.15
 Debt Service 8.94
 Total Tax Levy 945.55
 Municipal Expenditures 545.77

PER CENT:

Gross Debt .11
 Net Debt .11
 Tax Levy Collected 84.41
 Tax Levy Cancelled, Abated or Adjusted .35

EXPENDITURES		REVENUES-REALIZED		1993 PROPERTY TAX	
GENERAL GOVERNMENT		1993 Property Taxes Collected		STATE EQUALIZED TAX RATE	
Governing Body & Public Boards			1,422,081.94	Local District School Taxes 1.18	806,724.00
Municipal Clerk		1993 Payments in Lieu of Taxes	5,414.80	Regional & Consolidated School Tax	
Financial Administration	29,530.00	Delinquent Tax & Lien Collections	246,138.21	School Taxes in Municipal Budget	
Assessment of Taxes	15,800.00	Business Personalty Replacement Taxes	33,784.03	County Taxes .94	* 642,558.57
Collection of Taxes	32,200.00	Taxes From Public Utilities	187,108.00	County Library Taxes	
Planning, Housing & Development	8,100.00	Other Miscellaneous Tax Revenues	196,288.65	Local Municipal Purpose Taxes .17	112,907.35
Human Resources	5,626.65	State Aid Revenues		Veteran & Senior Citizen Taxes	40,800.00
Elections	2,400.00	Federal Aid Revenues		Total Taxes for Rate Computation 2.29	1,602,989.92
General Administration (other)	116,350.00			Special District Taxes	113,320.01
JUDICIARY		Sale of Acquired Property		Bank Corp. Taxes	
Municipal Courts	24,500.00	Other Miscellaneous Revenues	79,436.32	Added and Omitted Taxes	1,897.20
PUBLIC SAFETY		Total	2,170,251.95	Total Taxes Levied - ABSTRACT	1,677,407.13
Fire Protection	200.00	Prior Years Surplus Appropriated	240,000.00	Total Taxes Billed	1,684,793.99
Police Protection	15,100.00	REVENUES TOTAL	2,410,251.95	1993 TAXES COLLECTED	1,422,081.94
Civil Defense & Disaster Control	3,600.00	Reserve For Uncollected Taxes	305,792.64	1993 Taxes Cancelled, Abated or Adjusted	5,947.67
Environmental Inspection & Control	4,500.00			Transfer to Tax Title Liens or Foreclosed	40,255.31
Other Public Safety				Balance Outstanding Dec. 31, 1993	216,509.07
PUBLIC WORKS		CAPITAL OUTLAY TOTAL		PRIOR YEARS TAXES OUTSTANDING	
Streets and Drainage	226,315.00	Public Enterprises		Balance January 1, 1993	251,646.16
Sewers and Sewage Processing	4,500.00	Recreation-Culture		Collected in 1993	232,365.61
Garbage and Trash Disposal	80,400.00	Public Works		Cancelled, Abated or Adjusted 1993	24.72
Public Buildings and Grounds	8,000.00	Buildings and Grounds		Transfers to Tax Title Liens or Foreclosed	19,214.71
Other Public Works	10,500.00	Library and Education		Balance December 31, 1993	41.12
HEALTH and WELFARE		Conservation		TAX TITLE LIENS OUTSTANDING	
Health Services Except Environmental	150.00	All Other		Balance January 1, 1993	90,632.81
Welfare-Public Assistance	4,100.00			Transfer From Taxes	63,228.39
Hospital, Clinics, First Aid				Redeemed In 1993	13,772.60
Animal, Insect, & Rodent Control	9,000.00			Cancelled, Abated or Adjusted (1993)	296.16
Other Welfare Services				Transfer to Foreclosed Property	
RECREATION and CONSERVATION				Balance December 31, 1993	139,792.43
Beaches and Boardwalks				PROPERTY ACQUIRED BY DEED OR	
Parks, Playgrounds, Shade Trees				FORECLOSURE	
Land Reclamation & Conservation				Balance January 1, 1993	48,500.00
Other Recreational Services				Transfers From Taxes or Liens	
EDUCATION (excluding schools)				Sale For Cash (1993)	
Libraries				Cancelled, Abated or Adjusted (1993)	
Other Educational Services				Balance December 31, 1993	48,500.00
STATUTORY EXPENDITURES				CURRENT FINANCES DECEMBER 31, 1993	
Pensions & F. I. C. A.	16,000.00			ASSETS	
Employee Fringe Benefits	16,500.00			Cash Dec. 31, 1993	700,687.55
Other Statutory Expenditures				Taxes Receivable	216,550.19
CETA And Other Public Employment Programs				Tax Title Liens	139,792.43
MUNICIPAL FUNCTIONS TOTAL	633,341.65			Foreclosed Property	48,500.00
CAPITAL IMPROVEMENTS *MEMO*				Emergencies & Other Deferred Charges	12,481.06
DEBT SERVICE				State and Federal Aid Receivable	1,952.18
Principal Payments	12,500.00			Other Receivables	36,528.35
Interest Payments	3,553.03			Total	1,156,491.76
DEFERRED CHARGES				LIABILITIES, RESERVES, AND SURPLUS	
SCHOOL, COUNTY, SPECIAL DISTRICT TAXES	13,205.67			Cash Liabilities	299,132.61
RESERVE FOR UNCOLLECTED TAXES	1,562,602.58			Reserves for Receivables	441,370.97
EXPENDITURES TOTAL	2,530,795.57			Surplus Dec. 31, 1993	415,988.18
				Total	1,156,491.76

0210

Population 1990 **17,187**
 Population 1993 **17,308**
 S & P Rating
 Moody Rating **A**

General Tax Rate Per \$100. **2.16**
 State Equalized Tax Rate **2.43**

DUMONT BOROUGH - BERGEN COUNTY
 Form of Government:
Borough Council
 Number of Members on Governing Body - 6

PER CAPITA
 Grass Debt **247.77**
 Net Debt **234.90**
 Debt Service **51.09**
 Total Tax Levy **1,357.69**
 Municipal Expenditures **595.47**

PER CENT
 Grass Debt **.44**
 Net Debt **.42**
 Tax Levy Collected **77.93**
 Tax Levy Cancelled, Abated or Adjusted **.57**

EXPENDITURES		REVENUES-REALIZED		1993 PROPERTY TAX	
GENERAL GOVERNMENT				STATE EQUALIZED TAX RATE 1.58	
Governing Body & Public Boards		1993 Property Taxes Collected	23,023,647.93	Local District School Taxes	15,285,297.00
Municipal Clerk		1993 Payments in Lieu of Taxes		Regional & Consolidated School Tax	
Financial Administration	47,500.00	Delinquent Tax & Lien Collections	410,072.79	School Taxes in Municipal Budget	
Assessment of Taxes	49,245.50	Business Personalty Replacement Taxes	68,051.16	County Taxes	2,782,049.48
Collection of Taxes	89,708.00	Taxes From Public Utilities	944,237.00	County Library Taxes	
Planning, Housing & Development	12,480.00	Other Miscellaneous Tax Revenues		Local Municipal Purpose Taxes	5,403,645.91
Human Resources	119,689.00	State Aid Revenues	2,622,810.87	Veteran & Senior Citizen Taxes	155,100.00
Elections	4,959.38	Federal Aid Revenues		Total Taxes for Rate Computation	23,626,092.39
General Administration (other)	1,753,191.36			Special District Taxes	
JUDICIARY		Sale of Acquired Property		Bank Corp. Taxes	
Municipal Courts	68,784.10	Other Miscellaneous Revenues	645,966.13	Added and Omitted Taxes	27,877.39
PUBLIC SAFETY		Total	27,714,785.88	Total Taxes Levied - ABSTRACT	23,498,869.78
Fire Protection	222,478.86	Prior Years Surplus Appropriated	4,190,000.00	Total Taxes Billed	23,510,027.68
Police Protection	2,150,952.60	REVENUES	31,904,785.88	1993 TAXES COLLECTED	23,023,647.93
Civil Defense & Disaster Control		Reserve For Uncollected Taxes	612,800.00	1993 Taxes Cancelled, Abated or Adjusted	134,645.44
Environmental Inspection & Control	76,638.00	CAPITAL OUTLAY TOTAL	1,853,613.75	Transfer to Tax Title Liens or Foreclosed	
Other Public Safety	50.00			Balance Outstanding Dec. 31, 1993	351,654.31
PUBLIC WORKS		Public Enterprises		PRIOR YEARS TAXES OUTSTANDING	
Streets and Drainage	1,054,602.21	Recreation-Culture		Balance January 1, 1993	416,352.17
Sewers and Sewage Processing	3,600.00	Public Works	423,199.90	Collected in 1993	410,072.79
Garbage and Trash Disposal	1,325,930.53	Buildings and Grounds	1,430,413.85	Cancelled, Abated or Adjusted 1993	
Public Buildings and Grounds	96,774.00	Library and Education		Transfers to Tax Title Liens or Foreclosed	59.88
Other Public Works	47,000.00	Conservation		Balance December 31, 1993	6,219.50
HEALTH and WELFARE		All Other		TAX TITLE LIENS OUTSTANDING	
Health Services Except Environmental	81,018.27	CAPITAL DEBT AUTHORIZED, DECEMBER 31, 1993		Balance January 1, 1993	
Welfare-Public Assistance	9,815.00	ISSUED AND UNISSUED GROSS DEBT NET DEBT		Transfer From Taxes	90.39
Hospital, Clinics, First Aid	8,000.00	School		Redeemed In 1993	
Animal, Insect, & Rodent Control		Self-Liquidating		Cancelled, Abated or Adjusted (1993)	
Other Welfare Services		Other	4,288,428	Transfer to Foreclosed Property	
RECREATION and CONSERVATION		Total	4,288,428	Balance December 31, 1993	90.39
Beaches and Boardwalks		ISSUED AND OUTSTANDING		PROPERTY ACQUIRED BY DEED OR	
Parks, Playgrounds, Shade Trees	52,932.00	School		FORECLOSURE	
Land Reclamation & Conservation	99,854.16	Self-Liquidating		Balance January 1, 1993	79,526.00
Other Recreational Services	27,100.00	Other		Transfers From Taxes or Liens	
EDUCATION (excluding schools)		Total	3,914,597.77	Sale For Cash (1993)	
Libraries	385,428.00		3,914,597.77	Cancelled, Abated or Adjusted (1993)	
Other Educational Services		EQUALIZED VALUATION BASIS		Balance December 31, 1993	79,526.00
STATUTORY EXPENDITURES		FOR NET DEBT COMPUTATION	965,866,523	CURRENT FINANCES DECEMBER 31, 1993	
Pensions & F. I. C. A.	371,784.72	REAL PROPERTY VALUATIONS		ASSETS	
Employee Fringe Benefits	645,623.97	Code Class # of Parcels % VAL'N		Cash Dec. 31, 1993	2,715,587.19
Other Statutory Expenditures		1 Vacant Land 30 .15	1,637,700.00	Taxes Receivable	357,873.81
CETA And Other Public Employment Programs		2 Residential 4925 90.75	978,846,280.00	Tax Title Liens	90.39
MUNICIPAL FUNCTIONS	8,805,139.66	3 Farm 1	11,700.00	Foreclosed Property	79,526.00
CAPITAL IMPROVEMENTS	100,000.00	4a Commercial 138 5.93	63,994,200.00	Emergencies & Other Deferred Charges	103,000.00
DEBT SERVICE		4b Industrial 11 .50	5,429,000.00	State and Federal Aid Receivable	16,173.74
Principal Payments	627,026.70	4c Apartments 24 2.67	28,749,450.00	Other Receivables	12,700.52
Interest Payments	257,189.47	Total 5129	1,078,668,330.00	Total	3,284,951.65
	4,256.96	Land Area 1.80 Sq. Miles		LIABILITIES, RESERVES, AND SURPLUS	
DEFERRED CHARGES		Net Valuation Taxable-Municipal	1,087,136,588	Cash Liabilities	2,384,162.54
SCHOOL, COUNTY, SPECIAL DISTRICT TAXES	18,067,346.48	Net Valuation Taxable-County	991,968,898	Reserves for Receivables	450,190.72
RESERVE FOR UNCOLLECTED TAXES	612,300.00	State Equalized Valuation	968,308,381	Surplus Dec. 31, 1993	450,598.39
EXPENDITURES	28,373,759.27	State Equalization Ratio	112.38	Total	3,284,951.65

1203

Population 1990 6,528
 Population 1993 6,759
 S & P Rating AAA
 Moody Rating AAA

General Tax Rate Per \$100 5.19
 State Equalized Tax Rate 2.47

DUNELLEN BOROUGH - MIDDLESEX-CO.

Form of Government:
Borough Council

Number of Members on Governing Body - 6

PER CAPITA:

Gross Debt 1,606.09
 Net Debt 385.49
 Debt Service 14.51
 Total Tax Levy 1,123.10
 Municipal Expenditures 499.27

PER CENT:

Gross Debt 3.60
 Net Debt .87
 Tax Levy Collected 96.37
 Tax Levy Cancelled, Abated or Adjusted .10

EXPENDITURES		REVENUES-REAUZED		1993 PROPERTY TAX	
GENERAL GOVERNMENT		1993 Property Taxes Collected	7,239,703.53	STATE EQUALIZED TAX RATE	
Governing Body & Public Boards		1993 Payments in Lieu of Taxes		Local District School Taxes	1.48
Municipal Clerk		Delinquent Tax & Lien Collections	344,871.46	Regional & Consolidated School Tax	
Financial Administration	16,000.00	Business Personality Replacement Taxes	213,461.56	School Taxes in Municipal Budget	
Assessment of Taxes	12,706.00	Taxes From Public Utilities	320,475.00	County Taxes	.44
Collection of Taxes	53,031.00	Other Miscellaneous Tax Revenues		County Library Taxes	
Planning, Housing & Development	12,250.45	State Aid Revenues	333,229.49	Local Municipal Purpose Taxes	.54
Human Resources	47,000.00	Federal Aid Revenues	3,884.00	Veteran & Senior Citizen Taxes	
Elections	6,000.00			Total Taxes for Rate Computation	2.46
General Administration (other)	285,527.00			Special District Taxes	
JUDICIARY				Bank Corp. Taxes	
Municipal Courts	68,000.00	Sale of Acquired Property		Added and Omitted Taxes	5,505.00
PUBLIC SAFETY		Other Miscellaneous Revenues	432,303.11	Total Taxes Levied - ABSTRACT	7,624,815.10
Fire Protection	88,706.00			Total Taxes Billed	7,512,551.54
Police Protection	930,731.00	Prior Years Surplus Appropriated	32,000.00	1993 TAXES COLLECTED	7,239,703.53
Civil Defense & Disaster Control	4,634.00	REVENUES TOTAL	8,920,428.15	1993 Taxes Cancelled, Abated or Adjusted	7,290.06
Environmental Inspection & Control	16,967.00	Reserve For Uncollected Taxes	306,648.00	Transfer to Tax Title Liens or Foreclosed	32,090.74
Other Public Safety		CAPITAL OUTLAY TOTAL	632,991.10	Balance Outstanding Dec. 31, 1993	233,467.21
PUBLIC WORKS				PRIOR YEARS TAXES OUTSTANDING	
Streets and Drainage	342,200.00	Public Enterprises		Balance January 1, 1993	347,463.56
Sewers and Sewage Processing	326,731.00	Recreation-Culture		Collected in 1993	323,603.63
Garbage and Trash Disposal	7,000.00	Public Works	235,140.91	Cancelled, Abated or Adjusted 1993	
Public Buildings and Grounds	48,450.00	Buildings and Grounds	397,850.19	Transfers to Tax Title Liens or Foreclosed	15,862.92
Other Public Works	115,951.00	Library and Education		Balance December 31, 1993	7,997.01
HEALTH and WELFARE		Conservation		TAX TITLE LIENS OUTSTANDING	
Health Services Except Environmental	9,511.00	All Other		Balance January 1, 1993	51,886.73
Welfare-Public Assistance	7,472.00			Transfer From Taxes	51,889.22
Hospital, Clinics, First Aid				Redeemed in 1993	21,267.83
Animal, Insect, & Rodent Control				Cancelled, Abated or Adjusted (1993)	
Other Welfare Services				Transfer to Foreclosed Property	
RECREATION and CONSERVATION				Balance December 31, 1993	82,508.12
Beaches and Boardwalks				PROPERTY ACQUIRED BY DEED OR	
Parks, Playgrounds, Shade Trees				FORECLOSURE	
Land Reclamation & Conservation	7,787.54			Balance January 1, 1993	
Other Recreational Services	48,700.00			Transfers From Taxes or Liens	
EDUCATION (excluding schools)				Sale For Cash (1993)	
Libraries	103,400.00			Cancelled, Abated or Adjusted (1993)	
Other Educational Services				Balance December 31, 1993	
STATUTORY EXPENDITURES				CURRENT FINANCES DECEMBER 31, 1993	
Pensions & F. I. C. A.	167,948.00			ASSETS	
Employee Fringe Benefits	201,000.00			Cash Dec. 31, 1993	237,744.17
Other Statutory Expenditures				Taxes Receivable	241,464.22
CETA And Other Public Employment Programs				Tax Title Liens	82,508.12
MUNICIPAL FUNCTIONS TOTAL	2,925,700.99			Foreclosed Property	
CAPITAL IMPROVEMENTS * ME MO *	10,000.00			Emergencies & Other Deferred Charges	152,845.00
DEBT SERVICE				State and Federal Aid Receivable	53,975.50
Principal Payments	9,000.00			Other Receivables	277,922.05
Interest Payments	89,093.46			Total	1,046,459.06
DEFERRED CHARGES	44,122.81			LIABILITIES, RESERVES, AND SURPLUS	
SCHOOL, COUNTY, SPECIAL DISTRICT TAXES	5,938,232.10			Cash Liabilities	372,610.09
RESERVE FOR UNCOLLECTED TAXES	306,648.00			Reserves for Receivables	610,465.82
EXPENDITURES TOTAL	9,312,797.36			Surplus Dec. 31, 1993	63,383.15
				Total	1,046,459.06

1508

Population 1990 1,476
 Population 1993 1,435
 S & P Rating
 Moody Rating

General Tax Rate Per \$100. 2.15
 State Equalized Tax Rate 2.18

EAGLESWOOD TOWNSHIP - OCEAN CO.

Form of Government:

Township Committee

Number of Members on Governing Body - 3

PER CAPITA:

Gross Debt 4,352.51
 Net Debt 599.51
 Debt Service 6.79
 Total Tax Levy 1,341.93
 Municipal Expenditures 785.73

PER CENT:

Gross Debt 6.79
 Net Debt .93
 Tax Levy Collected 91.50
 Tax Levy Cancelled, Abated or Adjusted 1.72

EXPENDITURES		REVENUES-REALIZED		1993 PROPERTY TAX	
GENERAL GOVERNMENT		1993 Property Taxes Collected		STATE EQUALIZED TAX RATE	
Governing Body & Public Boards			1,569,666.89	Local District School Taxes	.65
Municipal Clerk		1993 Payments in Lieu of Taxes		Regional & Consolidated School Tax	.71
Financial Administration	43,160.00	Delinquent Tax & Lien Collections	351,786.01	School Taxes in Municipal Budget	
Assessment of Taxes	13,350.00	Business Personalty Replacement Taxes	4,648.76	County Taxes	.43
Collection of Taxes	39,475.00	Taxes From Public Utilities	160,409.00	County Library Taxes	.04
Planning, Housing & Development	6,250.00	Other Miscellaneous Tax Revenues		Local Municipal Purpose Taxes	.36
Human Resources		State Aid Revenues	107,974.00	Veteran & Senior Citizen Taxes	
Elections		Federal Aid Revenues		Total Taxes for Rate Computation	2.19
General Administration (other)	172,171.00			Special District Taxes	
JUDICIARY		Sale of Acquired Property		Bank Corp. Taxes	
Municipal Courts	41,875.00	Other Miscellaneous Revenues	207,167.75	Added and Omitted Taxes	
PUBLIC SAFETY		Total	2,401,652.41	Total Taxes Levied - ABSTRACT	1,925,666.92
Fire Protection	25,823.90	Prior Years Surplus Appropriated	45,000.00	Total Taxes Billed	1,926,031.60
Police Protection	750.00	REVENUES TOTAL	2,446,652.41	1993 TAXES COLLECTED	1,569,666.89
Civil Defense & Disaster Control	1,525.00	Reserve For Uncollected Taxes	428,278.64	1993 Taxes Cancelled, Abated or Adjusted	33,118.01
Environmental Inspection & Control	2,750.00			Transfer to Tax Title Liens or Foreclosed	67,458.37
Other Public Safety		CAPITAL OUTLAY TOTAL	93,409.51	Balance Outstanding Dec. 31, 1993	255,788.33
PUBLIC WORKS				PRIOR YEARS TAXES OUTSTANDING	
Streets and Drainage	57,675.00	Public Enterprises		Balance January 1, 1993	276,786.33
Sewers and Sewage Processing	12,660.00	Recreation-Culture	5,148.71	Collected in 1993	265,121.09
Garbage and Trash Disposal	125,175.00	Public Works		Cancelled, Abated or Adjusted 1993	
Public Buildings and Grounds	22,000.00	Buildings and Grounds	88,260.80	Transfers to Tax Title Liens or Foreclosed	10,794.18
Other Public Works	4,000.00	Library and Education		Balance December 31, 1993	871.07
HEALTH and WELFARE		Conservation		TAX TITLE LIENS OUTSTANDING	
Health Services Except Environmental		All Other		Balance January 1, 1993	318,925.76
Welfare-Public Assistance	2,850.00			Transfer From Taxes	80,212.35
Hospital, Clinics, First Aid	6,000.00	CAPITAL DEBT AUTHORIZED, DECEMBER 31, 1993		Redeemed In 1993	86,664.93
Animal, Insect, & Rodent Control	9,525.00	ISSUED AND UNISSUED		Cancelled, Abated or Adjusted (1993)	
Other Welfare Services		School	5,115,000	Transfer to Foreclosed Property	109,205.62
RECREATION and CONSERVATION		Self-Liquidating	402,682	Balance December 31, 1993	203,267.56
Beaches and Boardwalks		Other	728,171	PROPERTY ACQUIRED BY DEED OR	
Parks, Playgrounds, Shade Trees		Total	6,245,854	FORECLOSURE	
Land Reclamation & Conservation	1,550.00	ISSUED AND OUTSTANDING		Balance January 1, 1993	2,017,750.00
Other Recreational Services	4,675.00	School	5,115,000.00	Transfers From Taxes or Liens	109,205.62
EDUCATION (excluding schools)		Self-Liquidating	383,682.79	Sale For Cash (1993)	
Libraries		Other	250,000.00	Cancelled, Abated or Adjusted (1993)	38,600.00
Other Educational Services		Total	5,748,682.79	Balance December 31, 1993	2,088,355.62
STATUTORY EXPENDITURES		EQUALIZED VALUATION BASIS		CURRENT FINANCES DECEMBER 31, 1993	
Pensions & F. I. C. A.	35,250.00	FOR NET DEBT COMPUTATION	92,097,430	ASSETS	
Employee Fringe Benefits	60,000.00	REAL PROPERTY VALUATIONS		Cash Dec. 31, 1993	383,938.64
Other Statutory Expenditures	1,000.00	Code Class # of Parcels % VAL'N	ASSESSED VALUATION	Taxes Receivable	256,659.40
CETA And Other Public Employment Programs		1 Vacant Land 523 21.80	19,324,000.00	Tax Title Liens	203,267.56
MUNICIPAL FUNCTIONS TOTAL	689,489.90	2 Residential 580 61.73	54,726,300.00	Foreclosed Property	2,088,355.62
CAPITAL IMPROVEMENTS		3 Farm 7 .22	191,200.00	Emergencies & Other Deferred Charges	
DEBT SERVICE		4a Commercial 59 12.64	11,202,200.00	State and Federal Aid Receivable	65,136.70
Principal Payments		4b Industrial 8 3.39	3,005,400.00	Other Receivables	46,277.10
Interest Payments	9,750.00	4c Apartments 1 .23	205,000.00	Total	3,043,635.02
DEFERRED CHARGES		Total 1178	88,654,100.00	LIABILITIES, RESERVES, AND SURPLUS	
SCHOOL, COUNTY, SPECIAL DISTRICT TAXES	1,602,639.32	Land Area 16.50 Sq. Miles		Cash Liabilities	211,058.74
RESERVE FOR UNCOLLECTED TAXES	428,278.64	Net Valuation Taxable-Municipal	89,417,202	Reserves for Receivables	2,594,559.69
EXPENDITURES TOTAL	2,730,207.86	Net Valuation Taxable-County	90,186,679	Surplus Dec. 31, 1993	238,016.60
		State Equalized Valuation	88,296,361	Total	3,043,635.02
		State Equalization Ratio	101.28		

1008

Population 1990 4,332
 Population 1993 4,711
 S & P Rating
 Moody Rating A1

General Tax Rate Per \$100. 1.79
 State Equalized Tax Rate 1.74

EAST AMWELL TWP. - HUNTERDON CO.

Form of Government:
 Township Committee

Number of Members on Governing Body - 3

PER CAPITA:

Gross Debt 344.73
 Net Debt 344.73
 Debt Service 5.54
 Total Tax Levy 1,279.07
 Municipal Expenditures 336.84

PER CENT:

Gross Debt .49
 Net Debt .49
 Tax Levy Collected 95.34
 Tax Levy Cancelled, Abated or Adjusted .02

EXPENDITURES		REVENUES-REALIZED		1993 PROPERTY TAX	
GENERAL GOVERNMENT		1993 Property Taxes Collected		STATE EQUALIZED TAX RATE	
Governing Body & Public Boards		1993 Payments in Lieu of Taxes	5,774,553.04	Local District School Taxes .88	2,992,710.00
Municipal Clerk		Delinquent Tax & Lien Collections	395,997.72	Regional & Consolidated School Tax .39	1,336,599.10
Financial Administration	41,650.00	Business Personalty Replacement Taxes	59,095.00	School Taxes in Municipal Budget	
Assessment of Taxes	24,525.00	Taxes From Public Utilities	198,223.00	County Taxes .31	1,042,317.70
Collection of Taxes	30,730.00	Other Miscellaneous Tax Revenues		County Library Taxes .03	90,741.84
Planning, Housing & Development	61,838.00	State Aid Revenues	149,810.32	Local Municipal Purpose Taxes .12	422,432.14
Human Resources	8,871.00	Federal Aid Revenues		Veteran & Senior Citizen Taxes	25,850.00
Elections		Sale of Acquired Property	201,277.31	Total Taxes for Rate Computation 1.73	5,910,650.78
General Administration (other)	182,129.00	Other Miscellaneous Revenues	6,778,956.39	Special District Taxes	
JUDICIARY		Prior Years Surplus Appropriated	292,600.00	Bank Corp. Taxes	
Municipal Courts	19,020.00	REVENUES TOTAL	7,071,556.39	Added and Omitted Taxes	140,908.73
PUBLIC SAFETY		Reserve For Uncollected Taxes	324,098.00	Total Taxes Levied - ABSTRACT	6,025,709.51
Fire Protection	61,175.00	CAPITAL OUTLAY TOTAL	563,355.24	Total Taxes Billed	6,056,680.05
Police Protection	37,000.00	Public Enterprises		1993 TAXES COLLECTED	5,774,553.04
Civil Defense & Disaster Control		Recreation-Culture		1993 Taxes Cancelled, Abated or Adjusted	1,462.11
Environmental Inspection & Control	37,135.00	Public Works	157,752.78	Transfer to Tax Title Liens or Foreclosed	1,594.89
Other Public Safety		Buildings and Grounds	405,602.46	Balance Outstanding Dec. 31, 1993	279,070.01
PUBLIC WORKS		Library and Education		PRIOR YEARS TAXES OUTSTANDING	
Streets and Drainage	355,907.00	Conservation		Balance January 1, 1993	272,974.51
Sewers and Sewage Processing	1,900.00	All Other		Collected in 1993	272,974.51
Garbage and Trash Disposal	12,000.00	CAPITAL DEBT AUTHORIZED, DECEMBER 31, 1993		Cancelled, Abated or Adjusted 1993	
Public Buildings and Grounds	62,500.00	ISSUED AND UNISSUED		Transfers to Tax Title Liens or Foreclosed	
Other Public Works		School		Balance December 31, 1993	
HEALTH and WELFARE		Self-Liquidating		TAX TITLE LIENS OUTSTANDING	
Health Services Except Environmental	14,655.00	Other		Balance January 1, 1993	134,743.40
Welfare-Public Assistance	4,040.00	Total	1,624,000	Transfer From Taxes	1,594.89
Hospital, Clinics, First Aid				Redeemed in 1993	123,023.21
Animal, Insect, & Rodent Control	11.00			Cancelled, Abated or Adjusted (1993)	
Other Welfare Services				Transfer to Foreclosed Property	
RECREATION and CONSERVATION				Balance December 31, 1993	13,315.08
Beaches and Boardwalks				PROPERTY ACQUIRED BY DEED OR	
Parks, Playgrounds, Shade Trees				FORECLOSURE	
Land Reclamation & Conservation	8,975.32			Balance January 1, 1993	49,100.00
Other Recreational Services	7,575.00			Transfers From Taxes or Liens	
EDUCATION (excluding schools)				Sale For Cash (1993)	
Libraries				Cancelled, Abated or Adjusted (1993)	
Other Educational Services	2,600.00			Balance December 31, 1993	49,100.00
STATUTORY EXPENDITURES				CURRENT FINANCES DECEMBER 31, 1993	
Pensions & F. I. C. A.	40,105.00			ASSETS	
Employee Fringe Benefits	61,523.00			Cash Dec. 31, 1993	840,468.91
Other Statutory Expenditures				Taxes Receivable	279,070.01
CETA And Other Public Employment Programs				Tax Title Liens	13,315.08
MUNICIPAL FUNCTIONS TOTAL	1,075,864.32			Foreclosed Property	49,100.00
CAPITAL IMPROVEMENTS *MEMO*	90,000.00			Emergencies & Other Deferred Charges	
DEBT SERVICE				State and Federal Aid Receivable	3,050.00
Principal Payments	5,085.00			Other Receivables	15,252.34
Interest Payments	21,016.98			Total	1,200,256.34
DEFERRED CHARGES	13,458.14			LIABILITIES, RESERVES, AND SURPLUS	
SCHOOL, COUNTY, SPECIAL DISTRICT TAXES	5,462,363.64			Cash Liabilities	211,969.51
RESERVE FOR UNCOLLECTED TAXES	324,098.00			Reserves for Receivables	356,737.43
EXPENDITURES TOTAL	6,907,891.08			Surplus Dec. 31, 1993	631,549.40
				Total	1,200,256.34

Population 1990 43,548
 Population 1993 45,089
 S & P Rating
 Moody Rating AA

General Tax Rate Per \$100. 4.03
 State Equalized Tax Rate 2.26

EAST BRUNSWICK TWP. - MIDDLESEX CO.

Form of Government:

Mayor-Council Plan E (OMCL 50)

Number of Members on Governing Body - 5

PER CAPITA:

Gross Debt 1,545,46
 Net Debt 796.80
 Debt Service 90.75
 Total Tax Levy 1,666.80
 Municipal Expenditures 733.46

PER CENT:

Gross Debt 2.17
 Net Debt 1.12
 Tax Levy Collected 93.51
 Tax Levy Cancelled, Abated or Adjusted .04

EXPENDITURES		REVENUES-REALIZED		1993 PROPERTY TAX	
GENERAL GOVERNMENT		1993 Property Taxes Collected		STATE EQUALIZED TAX RATE 1.37	
Governing Body & Public Boards	113,522.00	1993 Payments in Lieu of Taxes		Local District School Taxes	
Municipal Clerk	221,354.00	Delinquent Tax & Lien Collections		Regional & Consolidated School Tax	
Financial Administration	4,099,374.00	Business Personality Replacement Taxes		School Taxes in Municipal Budget	
Assessment of Taxes	256,658.00	Taxes From Public Utilities		County Taxes	
Collection of Taxes	197,257.00	Other Miscellaneous Tax Revenues		County Library Taxes	
Planning, Housing & Development	359,826.00	State Aid Revenues		Local Municipal Purpose Taxes	
Human Resources	557,258.00	Federal Aid Revenues		Veteran & Senior Citizen Taxes	
Elections		Sale of Acquired Property		Total Taxes for Rate Computation	
General Administration (other)	3,525,054.00	Other Miscellaneous Revenues		Special District Taxes	
JUDICIARY		TOTAL		Bank Corp. Taxes	
Municipal Courts	363,479.00	Prior Years Surplus Appropriated		Added and Omitted Taxes	
PUBLIC SAFETY		REVENUES		Total Taxes Levied - ABSTRACT	
Fire Protection	195,000.00	Reserve For Uncollected Taxes		Total Taxes Billed	
Police Protection	4,807,284.00	CAPITAL OUTLAY		1993 TAXES COLLECTED	
Civil Defense & Disaster Control		TOTAL		1993 Taxes Cancelled, Abated or Adjusted	
Environmental Inspection & Control	200,000.00	Public Enterprises		Transfer to Tax Title Liens or Foreclosed	
Other Public Safety		Recreation-Culture		Balance Outstanding Dec. 31, 1993	
PUBLIC WORKS		Public Works		PRIOR YEARS TAXES OUTSTANDING	
Streets and Drainage	1,915,855.00	Buildings and Grounds		Balance January 1, 1993	
Sewers and Sewage Processing	1,863,822.00	Library and Education		Collected in 1993	
Garbage and Trash Disposal		Conservation		Cancelled, Abated or Adjusted 1993	
Public Buildings and Grounds	392,527.00	All Other		Transfers to Tax Title Liens or Foreclosed	
Other Public Works	1,645,202.00	CAPITAL DEBT AUTHORIZED, DECEMBER 31, 1993		Balance December 31, 1993	
HEALTH and WELFARE		ISSUED AND UNISSUED		TAX TITLE LIENS OUTSTANDING	
Health Services Except Environmental	82,208.00	GROSS DEBT		Balance January 1, 1993	
Welfare-Public Assistance		NET DEBT		Transfer From Taxes	
Hospital, Clinics, First Aid		School		Redeemed In 1993	
Animal, Insect, & Rodent Control		Self-Liquidating		Cancelled, Abated or Adjusted (1993)	
Other Welfare Services		Other		Transfer to Foreclosed Property	
RECREATION and CONSERVATION		Total		Balance December 31, 1993	
Beaches and Boardwalks	932,697.00	ISSUED AND OUTSTANDING		PROPERTY ACQUIRED BY DEED OR	
Parks, Playgrounds, Shade Trees	693,793.00	School		FORECLOSURE	
Land Reclamation & Conservation	1,140,110.00	Self-Liquidating		Balance January 1, 1993	
Other Recreational Services		Other		Transfers From Taxes or Liens	
EDUCATION (excluding schools)		Total		Sale For Cash (1993)	
Libraries	1,045,802.00	EQUALIZED VALUATION BASIS		Cancelled, Abated or Adjusted (1993)	
Other Educational Services	17,645.00	FOR NET DEBT COMPUTATION		Balance December 31, 1993	
STATUTORY EXPENDITURES		REAL PROPERTY VALUATIONS		CURRENT FINANCES DECEMBER 31, 1993	
Pensions & F. I. C. A.	1,708,744.00	Code Class # of Parcels % VAL'N		ASSETS	
Employee Fringe Benefits		1 Vacant Land 698 2.11		Cash Dec. 31, 1993	
Other Statutory Expenditures	1,000.00	2 Residential 13830 70.36		Taxes Receivable	
CETA And Other Public Employment Programs		3 Farm 150 .18		Tax Title Liens	
MUNICIPAL FUNCTIONS	26,340,471.00	4a Commercial 625 17.93		Foreclosed Property	
CAPITAL IMPROVEMENTS	115,000.00	4b Industrial 109 7.39		Emergencies & Other Deferred Charges	
DEBT SERVICE		4c Apartments 13 2.03		State and Federal Aid Receivable	
Principal Payments	2,469,473.70	Total 15425		Other Receivables	
Interest Payments	1,622,482.97	Land Area 22.20 Sq. Miles		Total	
DEFERRED CHARGES		Net Valuation Taxable-Municipal		LIABILITIES, RESERVES, AND SURPLUS	
SCHOOL, COUNTY, SPECIAL DISTRICT TAXES	59,368,647.55	Net Valuation Taxable-County		Cash Liabilities	
RESERVE FOR UNCOLLECTED TAXES	2,638,632.00	State Equalized Valuation		Reserves for Receivables	
EXPENDITURES	92,439,707.22	State Equalization Ratio		Surplus Dec. 31, 1993	
TOTAL				Total	

0933

Population 1990 5,258
 Population 1993 5,414
 S & P Rating
 Moody Rating

General Tax Rate Per \$100 3.52
 State Equalized Tax Rate 1.92

EAST GREENWICH TWP. - GLOUCESTER CO.

Form of Government:
Township Committee
 Number of Members on Governing Body - 3

PER CAPITA:

Gross Debt 2,640.67
 Net Debt 726.24
 Debt Service 35.94
 Total Tax Levy 932.76
 Municipal Expenditures 490.20

PER CENT:

Gross Debt 5.57
 Net Debt 1.53
 Tax Levy Collected 95.52
 Tax Levy Cancelled, Abated or Adjusted .55

EXPENDITURES		REVENUES-REALIZED		1993 PROPERTY TAX	
GENERAL GOVERNMENT				STATE EQUALIZED TAX RATE	
Governing Body & Public Boards		1993 Property Taxes Collected	4,837,097.87	Local District School Taxes	1,970,629.00
Municipal Clerk		1993 Payments in Lieu of Taxes		Regional & Consolidated School Tax	1,206,754.86
Financial Administration	32,900.18	Delinquent Tax & Lien Collections	189,612.72	School Taxes in Municipal Budget	
Assessment of Taxes	16,250.00	Business Personalty Replacement Taxes	33,032.36	County Taxes	1,617,233.52
Collection of Taxes	25,080.00	Taxes From Public Utilities	1,751,552.00	County Library Taxes	75,784.41
Planning, Housing & Development	25,570.00	Other Miscellaneous Tax Revenues		Local Municipal Purpose Taxes	157,761.10
Human Resources	60,499.25	State Aid Revenues	194,096.00	Veteran & Senior Citizen Taxes	33,350.00
Elections		Federal Aid Revenues		Total Taxes for Rate Computation	5,061,511.89
General Administration (other)	222,800.00			Special District Taxes	
JUDICIARY		Sale of Acquired Property		Bank Corp. Taxes	
Municipal Courts	85,000.00	Other Miscellaneous Revenues	287,884.15	Added and Omitted Taxes	21,784.68
PUBLIC SAFETY		Total	7,293,275.10	Total Taxes Levied - ABSTRACT	5,049,946.57
Fire Protection	68,235.90	Prior Years Surplus Appropriated	192,638.00	Total Taxes Billed	5,063,886.92
Police Protection	687,000.00	REVENUES TOTAL	7,485,913.10	1993 TAXES COLLECTED	4,837,097.87
Civil Defense & Disaster Control	2,000.00	Reserve For Uncollected Taxes	256,670.82	1993 Taxes Cancelled, Abated or Adjusted	27,772.80
Environmental Inspection & Control	43,085.00	CAPITAL OUTLAY TOTAL	1,605,232.55	Transfer to Tax Title Liens or Foreclosed	2,189.44
Other Public Safety				Balance Outstanding Dec. 31, 1993	196,826.81
PUBLIC WORKS				PRIOR YEARS TAXES OUTSTANDING	
Streets and Drainage	193,500.00	Public Enterprises	1,511,628.94	Balance January 1, 1993	240,653.98
Sewers and Sewage Processing		Recreation-Culture	2,420.09	Collected in 1993	188,211.36
Gorbage and Trash Disposal	344,173.00	Public Works	5,748.16	Cancelled, Abated or Adjusted 1993	16.03
Public Buildings and Grounds	25,700.00	Buildings and Grounds	85,435.36	Transfers to Tax Title Liens or Foreclosed	1,263.80
Other Public Works		Library and Education		Balance December 31, 1993	51,162.79
HEALTH and WELFARE		Conservation		TAX TITLE LIENS OUTSTANDING	
Health Services Except Environmental	4,303.00	All Other		Balance January 1, 1993	9,922.61
Welfare-Public Assistance	6,970.00			Transfer From Taxes	3,590.80
Hospital, Clinics, First Aid		CAPITAL DEBT AUTHORIZED, DECEMBER 31, 1993		Redeemed In 1993	1,401.36
Animal, Insect, & Rodent Control	200.00	ISSUED AND UNISSUED		Cancelled, Abated or Adjusted (1993)	
Other Welfare Services		School	9,403,753	Transfer to Foreclosed Property	
RECREATION and CONSERVATION		Self-Liquidating	3,285,200	Balance December 31, 1993	12,112.05
Beaches and Boardwalks		Other	1,607,624	PROPERTY ACQUIRED BY DEED OR FORECLOSURE	
Parks, Playgrounds, Shade Trees	24,800.00	Total	14,296,577	Balance January 1, 1993	
Land Reclamation & Conservation	892.00	ISSUED AND OUTSTANDING		Transfers From Taxes or Liens	
Other Recreational Services	2,000.00	School	9,262,361.60	State For Cash (1993)	
EDUCATION (excluding schools)		Self-Liquidating	3,084,600.00	Cancelled, Abated or Adjusted (1993)	
Libraries	21,250.00	Other	1,451,800.00	Balance December 31, 1993	
Other Educational Services		Total	13,798,761.60	CURRENT FINANCES DECEMBER 31, 1993	
STATUTORY EXPENDITURES		EQUALIZED VALUATION BASIS FOR NET DEBT COMPUTATION	256,795,363	ASSETS	
Pensions & F. I. C. A.	160,900.00	REAL PROPERTY VALUATIONS		Cash Dec. 31, 1993	1,240,960.46
Employee Fringe Benefits	149,574.29	Code Class # of Parcels % VALN		Taxes Receivable	247,989.60
Other Statutory Expenditures		1 Vacant Land 165 1.91		Tax Title Liens	12,112.05
CETA And Other Public Employment Programs		2 Residential 1475 75.02		Foreclosed Property	
MUNICIPAL FUNCTIONS TOTAL	2,202,682.62	3 Farm 361 7.30		Emergencies & Other Deferred Charges	7,395.90
CAPITAL IMPROVEMENTS *MEMO*		4a Commercial 61 10.15		State and Federal Aid Receivable	
DEBT SERVICE		4b Industrial 18 4.47		Other Receivables	16,608.09
Principal Payments	95,200.00	4c Apartments 7 .65		Total	1,525,066.10
Interest Payments	99,386.58	Total 2087		LIABILITIES, RESERVES, AND SURPLUS	
DEFERRED CHARGES		Land Area 14.89 Sq. Miles		Cash Liabilities	485,282.59
SCHOOL, COUNTY, SPECIAL DISTRICT TAXES	4,870,400.79	Net Valuation Taxable-Municipal	143,241,541	Reserves for Receivables	276,709.74
RESERVE FOR UNCOLLECTED TAXES	256,670.82	Net Valuation Taxable-County	262,484,503	Surplus Dec. 31, 1993	763,073.77
EXPENDITURES TOTAL	7,524,340.81	State Equalized Valuation	261,406,909	Total	1,525,066.10
		State Equalization Ratio	54.67		

1410

Population 1990 9,926
 Population 1993 10,065
 S & P Rating
 Moody Rating AA

General Tax Rate Per \$100. 2.01
 State Equalized Tax Rate 1.64

EAST HANOVER TOWNSHIP - MORRIS CO.

Form of Government:
 Township Committee

Number of Members on Governing Body - 5

PER CAPITA:

Gross Debt 2,174.36
 Net Debt 2,027.93
 Debt Service 244.49
 Total Tax Levy 2,323.11
 Municipal Expenditures 1,114.88

PER CENT.

Gross Debt 1.57
 Net Debt 1.46
 Tax Levy Collected 98.56
 Tax Levy Cancelled, Abated or Adjusted .09

EXPENDITURES		REVENUES-REALIZED		1993 PROPERTY TAX	
GENERAL GOVERNMENT		1993 Property Taxes Collected		STATE EQUALIZED TAX RATE	
Governing Body & Public Boards			23,296,155.81	Local District School Taxes	.62
Municipal Clerk				Regional & Consolidated School Tax	.35
Financial Administration	217,347.00			School Taxes in Municipal Budget	
Assessment of Taxes	186,440.00			County Taxes	.30
Collection of Taxes	45,120.00			County Library Taxes	
Planning, Housing & Development	54,736.00			Local Municipal Purpose Taxes	.35
Human Resources	103,126.00			Veteran & Senior Citizen Taxes	
Elections	3,341.00			Total Taxes for Rate Computation	1.62
General Administration (other)	739,111.78			Special District Taxes	
JUDICIARY				Bank Corp. Taxes	
Municipal Courts	158,787.75			Added and Omitted Taxes	
PUBLIC SAFETY				Total Taxes Levied - ABSTRACT	23,382,083.07
Fire Protection	204,142.00			Total Taxes Billed	23,637,260.86
Police Protection	1,855,633.30			1993 TAXES COLLECTED	23,296,155.81
Civil Defense & Disaster Control	16,940.00			1993 Taxes Cancelled, Abated or Adjusted	20,169.83
Environmental Inspection & Control	108,772.00			Transfer to Tax Title Liens or Foreclosed	51,600.72
Other Public Safety				Balance Outstanding Dec. 31, 1993	269,334.50
PUBLIC WORKS				PRIOR YEARS TAXES OUTSTANDING	
Streets and Drainage	614,287.00			Balance January 1, 1993	452,233.36
Sewers and Sewage Processing	1,067,507.00			Collected in 1993	443,574.91
Garbage and Trash Disposal	233,405.00			Cancelled, Abated or Adjusted 1993	3,622.76
Public Buildings and Grounds	206,311.00			Transfers to Tax Title Liens or Foreclosed	5,035.69
Other Public Works				Balance December 31, 1993	
HEALTH and WELFARE				TAX TITLE LIENS OUTSTANDING	
Health Services Except Environmental	135,147.00			Balance January 1, 1993	152,318.11
Welfare-Public Assistance	8,430.00			Transfer From Taxes	56,636.41
Hospital, Clinics, First Aid	3,709.00			Redeemed In 1993	6,149.34
Animal, Insect, & Rodent Control				Cancelled, Abated or Adjusted (1993)	
Other Welfare Services				Transfer to Foreclosed Property	
RECREATION and CONSERVATION				Balance December 31, 1993	202,805.18
Beaches and Boardwalks				PROPERTY ACQUIRED BY DEED OR	
Parks, Playgrounds, Shade Trees	1,000.00			FORECLOSURE	
Land Reclamation & Conservation	4,014.00			Balance January 1, 1993	146,000.00
Other Recreational Services	392,605.00			Transfers From Taxes or Liens	
EDUCATION (excluding schools)				Sale For Cash (1993)	
Libraries	348,962.00			Cancelled, Abated or Adjusted (1993)	
Other Educational Services	3,056.00			Balance December 31, 1993	146,000.00
STATUTORY EXPENDITURES				CURRENT FINANCES DECEMBER 31, 1993	
Pensions & F. I. C. A.	380,000.00			ASSETS	
Employee Fringe Benefits	806,900.22			Cash Dec. 31, 1993	3,939,189.51
Other Statutory Expenditures				Taxes Receivable	269,334.50
CETA And Other Public Employment Programs				Tax Title Liens	202,805.18
MUNICIPAL FUNCTIONS				Foreclosed Property	146,000.00
CAPITAL IMPROVEMENTS	7,898,830.05			Emergencies & Other Deferred Charges	1,532,568.00
DEBT SERVICE				State and Federal Aid Receivable	10,526.88
Principal Payments	1,231,093.96			Other Receivables	94,231.50
Interest Payments	1,229,733.86			Total	6,194,655.57
DEFERRED CHARGES				LIABILITIES, RESERVES, AND SURPLUS	
SCHOOL, COUNTY, SPECIAL DISTRICT TAXES	146,603.99			Cash Liabilities	3,849,900.97
RESERVE FOR UNCOLLECTED TAXES	18,046,116.23			Reserves for Receivables	712,371.18
EXPENDITURES				Surplus Dec. 31, 1993	1,632,293.42
TOTAL	29,257,378.09			Total	6,194,655.57

0902

Population 1990 2,157
 Population 1993 2,070
 S & P Rating
 Moody Rating

General Tax Rate Per \$100. 5.31
 State Equalized Tax Rate 2.62

EAST NEWARK BOROUGH - HUDSON CO.

Form of Government:

Borough Council

Number of Members on Governing Body - 6

PER CAPITA:

Gross Debt 510.38
 Net Debt 184.29
 Debt Service 45.44
 Total Tax Levy 1,047.09
 Municipal Expenditures 981.39

PER CENT:

Gross Debt 1.26
 Net Debt .45
 Tax Levy Collected 96.42
 Tax Levy Cancelled, Abated or Adjusted .07

EXPENDITURES		REVENUES-REALIZED		1993 PROPERTY TAX	
GENERAL GOVERNMENT		1993 Property Taxes Collected 2,089,775.37		STATE EQUALIZED TAX RATE	
Governing Body & Public Boards		1993 Payments in Lieu of Taxes		Local District School Taxes .89 739,037.50	
Municipal Clerk		Delinquent Tax & Lien Collections 88,857.76		Regional & Consolidated School Tax	
Financial Administration	15,933.74	Business Personalty Replacement Taxes 223,567.31		School Taxes in Municipal Budget .03 28,687.50	
Assessment of Taxes	12,699.16	Taxes From Public Utilities 96,359.00		County Taxes .73 607,797.22	
Collection of Taxes	40,858.38	Other Miscellaneous Tax Revenues		County Library Taxes	
Planning, Housing & Development	750.00	State Aid Revenues 620,862.52		Local Municipal Purpose Taxes .95 790,356.76	
Human Resources	39,709.56	Federal Aid Revenues		Veteran & Senior Citizen Taxes 13,500.00	
Elections	10,000.00	Sale of Acquired Property		Total Taxes for Rate Computation 2.60 2,179,378.98	
General Administration (other)	350,508.34	Other Miscellaneous Revenues		Special District Taxes	
JUDICIARY		Total 199,086.04		Bank Corp. Taxes	
Municipal Courts	52,000.00	Prior Years Surplus Appropriated 75,000.00		Added and Omitted Taxes 1,592.40	
PUBLIC SAFETY		REVENUES TOTAL 3,393,508.00		Total Taxes Levied - ABSTRACT 2,167,471.38	
Fire Protection	25,205.00	Reserve For Uncollected Taxes 101,000.00		Total Taxes Billed 2,167,471.38	
Police Protection	483,363.35	CAPITAL OUTLAY TOTAL 63,242.05		1993 TAXES COLLECTED 2,089,775.37	
Civil Defense & Disaster Control		Public Enterprises		1993 Taxes Cancelled, Abated or Adjusted 1,562.74	
Environmental Inspection & Control	21,236.04	Recreation-Culture 16,991.64		Transfer to Tax Title Liens or Foreclosed 8,142.47	
Other Public Safety		Public Works 46,250.41		Balance Outstanding Dec. 31, 1993 68,010.80	
PUBLIC WORKS		Buildings and Grounds		PRIOR YEARS TAXES OUTSTANDING	
Streets and Drainage	48,356.33	Library and Education		Balance January 1, 1993 88,857.76	
Sewers and Sewage Processing	179,469.52	Conservation		Collected in 1993 88,857.76	
Garbage and Trash Disposal	227,450.92	All Other		Cancelled, Abated or Adjusted 1993	
Public Buildings and Grounds	19,179.65	CAPITAL DEBT AUTHORIZED, DECEMBER 31, 1993		Transfers to Tax Title Liens or Foreclosed	
Other Public Works	8,000.00	ISSUED AND UNISSUED GROSS DEBT NET DEBT		Balance December 31, 1993	
HEALTH and WELFARE		School 675,000		TAX TITLE LIENS OUTSTANDING	
Health Services Except Environmental	9,579.50	Self-Liquidating 381,484		Balance January 1, 1993 20,506.12	
Welfare-Public Assistance	4,972.45	Other 1,056,484		Transfer From Taxes 8,142.47	
Hospital, Clinics, First Aid		Total 1,045,300.00		Redeemed In 1993	
Animal, Insect, & Rodent Control		ISSUED AND OUTSTANDING		Cancelled, Abated or Adjusted (1993)	
Other Welfare Services		School 675,000.00		Transfer to Foreclosed Property	
RECREATION and CONSERVATION		Self-Liquidating 370,300.00		Balance December 31, 1993 28,648.59	
Beaches and Boardwalks	20,542.36	Other 1,045,300.00		PROPERTY ACQUIRED BY DEED OR FORECLOSURE	
Parks, Playgrounds, Shade Trees	100.00	EQUALIZED VALUATION BASIS FOR NET DEBT COMPUTATION 84,006,355		Balance January 1, 1993 63,000.00	
Land Reclamation & Conservation	29,811.28	REAL PROPERTY VALUATIONS		Transfers From Taxes or Liens	
Other Recreational Services		Code Class # of Parcels % VAL'N ASSESSED VALUATION		Sale For Cash (1993)	
EDUCATION (excluding schools)		1 Vacant Land 7 1.20 475,300.00		Cancelled, Abated or Adjusted (1993)	
Libraries		2 Residential 323 57.26 22,680,350.00		Balance December 31, 1993 63,000.00	
Other Educational Services		3 Farm 9 2.73 1,081,900.00		CURRENT FINANCES DECEMBER 31, 1993	
STATUTORY EXPENDITURES		4a Commercial 32 9.87 3,907,550.00		ASSETS	
Pensions & F. I. C. A.	93,504.58	4b Industrial 7 28.94 11,462,200.00		Cash Dec. 31, 1993 1,163,119.26	
Employee Fringe Benefits	130,518.66	4c Apartments 9 2.73 1,081,900.00		Taxes Receivable 68,010.80	
Other Statutory Expenditures	5,000.00	Total 378 39,607,300.00		Tax Title Liens 28,648.59	
CETA And Other Public Employment Programs		Land Area .10 Sq. Miles		Foreclosed Property 63,000.00	
MUNICIPAL FUNCTIONS TOTAL 1,829,798.82		Net Valuation Taxable-Municipal 40,807,665		Emergencies & Other Deferred Charges	
CAPITAL IMPROVEMENTS *MEMO* 20,000.00		Net Valuation Taxable-County 94,057,095		State and Federal Aid Receivable 600.00	
DEBT SERVICE		State Equalized Valuation 81,572,321		Other Receivables 101,791.57	
Principal Payments 45,000.00		State Equalization Ratio 49.28		Total 1,425,170.22	
Interest Payments 49,086.64		LIABILITIES, RESERVES, AND SURPLUS		Cash Liabilities 896,710.82	
TYPE I SCHL DEBT *MEMO 23,545.72				Reserves for Receivables 261,450.96	
DEFERRED CHARGES 6,613.11				Surplus Dec. 31, 1993 277,008.44	
SCHOOL, COUNTY, SPECIAL DISTRICT TAXES 1,375,522.22				Total 1,425,170.22	
RESERVE FOR UNCOLLECTED TAXES 101,000.00					
EXPENDITURES TOTAL 3,407,003.79					

1997 - 2000

* ABOVE DEBT SERVICE INCLUDES TYPE I SCHOOL DEBT

120

0705

Population 1990 **73,552**
 Population 1993 **76,863**
 S & P Rating
 Moody Rating **A**

General Tax Rate Per \$100. **15.05**
 State Equalized Tax Rate **3.94**

EAST ORANGE CITY - ESSEX COUNTY

Form of Government:

City Charter Act (P.L. 1908 c. 250)

Number of Members on Governing Body - 9

PER CAPITA:

Gross Debt **1,049.82**
 Net Debt **599.00**
 Debt Service **95.49**
 Total Tax Levy **706.94**
 Municipal Expenditures **1,113.19**

PER CENT:

Gross Debt **5.72**
 Net Debt **3.24**
 Tax Levy Collected **80.67**
 Tax Levy Cancelled, Abated or Adjusted **1.98**

EXPENDITURES		REVENUES-REALIZED		1993 PROPERTY TAX	
GENERAL GOVERNMENT		1993 Property Taxes Collected		STATE EQUALIZED TAX RATE 1.03	
Governing Body & Public Boards	1,891,455.00	1993 Payments in Lieu of Taxes		Local District School Taxes	14,922,637.00
Municipal Clerk	313,190.00	Delinquent Tax & Lien Collections		Regional & Consolidated School Tax	
Financial Administration	1,013,275.00	Business Personalty Replacement Taxes		School Taxes in Municipal Budget	.23 3,233,895.00
Assessment of Taxes	100,000.00	Taxes From Public Utilities		County Taxes	.70 9,694,697.73
Collection of Taxes	848,734.00	Other Miscellaneous Tax Revenues		County Library Taxes	
Planning, Housing & Development	1,057,151.00	State Aid Revenues		Local Municipal Purpose Taxes	1.92 26,451,310.00
Human Resources	5,738,208.00	Federal Aid Revenues		Veteran & Senior Citizen Taxes	221,500.00
Elections	38,000.00	Sale of Acquired Property		Total Taxes for Rate Computation	3.93 54,524,039.73
General Administration (other)	4,369,670.00	Other Miscellaneous Revenues		Special District Taxes	
JUDICIARY		Prior Years Surplus Appropriated		Bank Corp. Taxes	
Municipal Courts	1,874,098.00	REVENUES		Added and Omitted Taxes	
PUBLIC SAFETY		Reserve For Uncollected Taxes		Total Taxes Levied - ABSTRACT	34,842.24
Fire Protection	9,945,233.00	CAPITAL OUTLAY		Total Taxes Billed	54,337,381.97
Police Protection	12,329,536.00	Public Enterprises		1993 TAXES COLLECTED	42,855,228.40
Civil Defense & Disaster Control	27,643.00	Recreation-Culture		1993 Taxes Cancelled, Abated or Adjusted	1,052,663.65
Environmental Inspection & Control	930,243.00	Public Works		Transfer to Tax Title Liens or Foreclosed	4,642,611.05
Other Public Safety	84,348.00	Buildings and Grounds		Balance Outstanding Dec. 31, 1993	4,570,652.43
PUBLIC WORKS		Library and Education		PRIOR YEARS TAXES OUTSTANDING	
Streets and Drainage	2,066,546.00	Conservation		Balance January 1, 1993	6,836,604.64
Sewers and Sewage Processing	471,486.00	All Other		Collected in 1993	3,782,423.24
Garbage and Trash Disposal	5,290,190.00	CAPITAL DEBT AUTHORIZED, DECEMBER 31, 1993		Cancelled, Abated or Adjusted 1993	437,040.81
Public Buildings and Grounds	1,357,826.00	ISSUED AND UNISSUED		Transfers to Tax Title Liens or Foreclosed	1,635,963.02
Other Public Works	949,077.00	SCHOOL		Balance December 31, 1993	981,177.57
HEALTH and WELFARE		Self-Liquidating		TAX TITLE LIENS OUTSTANDING	
Health Services Except Environmental	5,349,415.00	Other		Balance January 1, 1993	14,314,137.00
Welfare-Public Assistance	200,000.00	Total		Transfer From Taxes	6,482,060.98
Hospital, Clinics, First Aid	82,133.00	GROSS DEBT		Redeemed in 1993	2,025,278.15
Animal, Insect, & Rodent Control	744,896.00	NET DEBT		Cancelled, Abated or Adjusted (1993)	1,238,432.28
Other Welfare Services		ISSUED AND OUTSTANDING		Transfer to Foreclosed Property	1,021,433.55
RECREATION and CONSERVATION		SCHOOL		Balance December 31, 1993	16,511,054.00
Beaches and Boardwalks	2,000.00	Self-Liquidating		PROPERTY ACQUIRED BY DEED OR	
Parks, Playgrounds, Shade Trees	933,311.00	Other		FORECLOSURE	
Land Reclamation & Conservation	7,540.00	Total		Balance January 1, 1993	2,801,800.00
Other Recreational Services	1,715,014.00	EQUALIZED VALUATION BASIS		Transfers From Taxes or Liens	1,184,056.99
EDUCATION (excluding schools)		FOR NET DEBT COMPUTATION		Sale For Cash (1993)	30,970.00
Libraries	2,126,989.00	REAL PROPERTY VALUATIONS		Cancelled, Abated or Adjusted (1993)	171,286.99
Other Educational Services		Code Class # of Parcels % VAL'N ASSESSED VALUATION		Balance December 31, 1993	3,783,600.00
STATUTORY EXPENDITURES		1 Vacant Land 468 1.31 4,636,500.00		CURRENT FINANCES DECEMBER 31, 1993	
Pensions & F. I. C. A.	4,861,327.00	2 Residential 8622 52.68 187,048,300.00		ASSETS	
Employee Fringe Benefits	4,508,074.00	3 Farm 659 19.81 70,335,200.00		Cash Dec. 31, 1993	8,289,505.00
Other Statutory Expenditures		4a Commercial 38 1.80 6,374,400.00		Taxes Receivable	5,551,830.00
CETA And Other Public Employment Programs		4c Apartments 348 24.41 86,651,700.00		Tax Title Liens	16,511,054.00
MUNICIPAL FUNCTIONS	71,226,608.00	Total 10135 355,946,100.00		Foreclosed Property	3,783,600.00
CAPITAL IMPROVEMENTS	50,000.00	Land Area 4.00 Sq. Miles		Emergencies & Other Deferred Charges	966,050.00
DEBT SERVICE		Net Valuation Taxable-Municipal		State and Federal Aid Receivable	5,675,635.00
Principal Payments	3,969,029.00	Net Valuation Taxable-County		Other Receivables	1,350,184.00
Interest Payments	3,370,562.00	State Equalized Valuation		Total	42,127,858.00
TYPE I SCHL DEBT *MEMO	2,954,204.00	State Equalization Ratio		LIABILITIES, RESERVES, AND SURPLUS	
DEFERRED CHARGES		360,858,800		Cash Liabilities	12,958,298.00
SCHOOL, COUNTY, SPECIAL DISTRICT TAXES	27,851,229.73	1,457,160,446		Reserves for Receivables	27,196,668.00
RESERVE FOR UNCOLLECTED TAXES	6,997,134.00	1,363,971,954		Surplus Dec. 31, 1993	1,972,892.00
EXPENDITURES	113,414,562.73	26.15		Total	42,127,858.00

1987 / 3000

* ABOVE DEBT SERVICE INCLUDES TYPE I SCHOOL DEBT

0212

Population 1990 7,902
 Population 1993 7,904
 S & P Rating
 Moody Rating A

General Tax Rate Per \$100. 1.18
 State Equalized Tax Rate 1.21

EAST RUTHERFORD BORO. - BERGEN CO.

Form of Government:

Borough Council

Number of Members on Governing Body - 6

PER CAPITA:

Gross Debt 1,178.68
 Net Debt 844.03
 Debt Service 83.76
 Total Tax Levy 1,419.73
 Municipal Expenditures 1,253.01

PER CENT:

Gross Debt 1.13
 Net Debt .81
 Tax Levy Collected 95.80
 Tax Levy Cancelled, Abated or Adjusted .31

EXPENDITURES		REVENUES-REALIZED		1993 PROPERTY TAX	
GENERAL GOVERNMENT				STATE EQUALIZED TAX RATE 1.21	
Governing Body & Public Boards	43,016.00	1993 Property Taxes Collected		Local District School Taxes .52	4,837,200.00
Municipal Clerk		1993 Payments in Lieu of Taxes		Regional & Consolidated School Tax .22	2,000,699.71
Financial Administration	253,725.20	Delinquent Tax & Lien Collections		School Taxes in Municipal Budget	
Assessment of Taxes	87,441.99	Business Personalty Replacement Taxes		County Taxes .28	2,618,987.98
Collection of Taxes	81,653.89	Taxes From Public Utilities		County Library Taxes	
Planning, Housing & Development	18,590.00	Other Miscellaneous Tax Revenues		Local Municipal Purpose Taxes .18	1,688,315.43
Human Resources	97,798.81	State Aid Revenues		Veteran & Senior Citizen Taxes	87,500.00
Elections	2,500.00	Federal Aid Revenues		Total Taxes for Rate Computation 1.20	11,232,703.12
General Administration (other)	1,462,723.80			Special District Taxes	
JUDICIARY		Sale of Acquired Property		Bank Corp. Taxes	
Municipal Courts	132,544.56	Other Miscellaneous Revenues		Added and Omitted Taxes	76,375.79
PUBLIC SAFETY		Total		Total Taxes Levied - ABSTRACT	11,221,578.91
Fire Protection	262,032.33	Prior Years Surplus Appropriated		Total Taxes Billed	11,218,795.86
Police Protection	1,660,316.01	REVENUES TOTAL		1993 TAXES COLLECTED	10,747,642.40
Civil Defense & Disaster Control	4,807.00	Reserve For Uncollected Taxes		1993 Taxes Cancelled, Abated or Adjusted	34,830.97
Environmental Inspection & Control	75,479.66	CAPITAL OUTLAY TOTAL		Transfer to Tax Title Liens or Foreclosed	18,574.54
Other Public Safety				Balance Outstanding Dec. 31, 1993	417,747.95
PUBLIC WORKS				PRIOR YEARS TAXES OUTSTANDING	
Streets and Drainage	1,128,741.99	Public Enterprises		Balance January 1, 1993	1,131,459.94
Sewers and Sewage Processing		Recreation-Culture		Collected in 1993	309,179.17
Garbage and Trash Disposal	1,156,493.09	Public Works		Cancelled, Abated or Adjusted 1993	790,935.77
Public Buildings and Grounds	84,860.00	Buildings and Grounds		Transfers to Tax Title Liens or Foreclosed	31,015.60
Other Public Works	55,000.00	Library and Education		Balance December 31, 1993	329.40
HEALTH and WELFARE		Conservation		TAX TITLE LIENS OUTSTANDING	
Health Services Except Environmental	65,061.85	All Other		Balance January 1, 1993	363,137.09
Welfare-Public Assistance	7,435.68	CAPITAL DEBT AUTHORIZED, DECEMBER 31, 1993		Transfer From Taxes	51,465.41
Hospital, Clinics, First Aid		ISSUED AND UNISSUED GROSS DEBT		Redeemed in 1993	34,041.01
Animal, Insect, & Rodent Control		NET DEBT		Cancelled, Abated or Adjusted (1993)	
Other Welfare Services				Transfer to Foreclosed Property	295,502.22
RECREATION and CONSERVATION				Balance December 31, 1993	85,059.27
Beaches and Boardwalks				PROPERTY ACQUIRED BY DEED OR FORECLOSURE	
Parks, Playgrounds, Shade Trees	3,100.00			Balance January 1, 1993	3,000.00
Land Reclamation & Conservation	31,645.57			Transfers From Taxes or Liens	301,981.14
Other Recreational Services	104,729.00			Sale For Cash (1993)	
EDUCATION (excluding schools)				Cancelled, Abated or Adjusted (1993)	
Libraries	231,400.00			Balance December 31, 1993	304,981.14
Other Educational Services				CURRENT FINANCES DECEMBER 31, 1993	
STATUTORY EXPENDITURES				ASSETS	
Pensions & F. I. C. A.	435,095.17			Cash Dec. 31, 1993	3,533,808.59
Employee Fringe Benefits	70,909.95			Taxes Receivable	418,077.35
Other Statutory Expenditures				Tax Title Liens	85,059.27
CETA And Other Public Employment Programs				Foreclosed Property	304,981.14
MUNICIPAL FUNCTIONS TOTAL	7,557,101.55			Emergencies & Other Deferred Charges	842,781.94
CAPITAL IMPROVEMENTS *MEMO*	25,000.00			State and Federal Aid Receivable	
DEBT SERVICE				Other Receivables	751,841.20
Principal Payments	332,990.54			Total	5,936,549.58
Interest Payments	329,067.00			LIABILITIES, RESERVES, AND SURPLUS	
DEFERRED CHARGES	699,245.84			Cash Liabilities	3,331,812.35
SCHOOL, COUNTY, SPECIAL DISTRICT TAXES	9,456,887.69			Reserves for Receivables	1,559,959.05
RESERVE FOR UNCOLLECTED TAXES	985,377.04			Surplus Dec. 31, 1993	1,044,778.18
EXPENDITURES TOTAL	19,360,669.66			Total	5,936,549.58

1101

Population 1990 22,353
 Population 1993 22,479
 S & P Rating
 Moody Rating A1

General Tax Rate Per \$100 3.14
 State Equalized Tax Rate 2.98

EAST WINDSOR TOWNSHIP - MERCER CO.

Form of Government:

Council-Manager Plan E (OMCL 50)

Number of Members on Governing Body - 7

PER CAPITA:

Gross Debt
 Net Debt
 Debt Service 23.92
 Total Tax Levy 1,451.37
 Municipal Expenditures 522.23

PER CENT:

Gross Debt
 Net Debt
 Tax Levy Collected 95.00
 Tax Levy Cancelled, Abated or Adjusted .73

EXPENDITURES		REVENUES-REALIZED		1993 PROPERTY TAX	
GENERAL GOVERNMENT				STATE EQUALIZED TAX RATE	
Governing Body & Public Boards	75,410.00	1993 Property Taxes Collected	32,015,485.20	Local District School Taxes	
Municipal Clerk	129,118.00	1993 Payments in Lieu of Taxes		Regional & Consolidated School Tax	2.00
Financial Administration	339,951.00	Delinquent Tax & Lien Collections	1,116,526.91	School Taxes in Municipal Budget	
Assessment of Taxes	82,197.00	Business Personalty Replacement Taxes	283,939.52	County Taxes	.52
Collection of Taxes		Taxes From Public Utilities	3,275,308.00	County Library Taxes	.05
Planning, Housing & Development	66,287.00	Other Miscellaneous Tax Revenues		Local Municipal Purpose Taxes	.40
Human Resources	158,072.00	State Aid Revenues	1,461,362.10	Veteran & Senior Citizen Taxes	
Elections	9,225.00	Federal Aid Revenues		Total Taxes for Rate Computation	2.97
General Administration (other)	1,896,195.32			Special District Taxes	
JUDICIARY		Sale of Acquired Property		Bank Corp. Taxes	
Municipal Courts	210,068.63	Other Miscellaneous Revenues	1,162,207.09	Added and Omitted Taxes	
PUBLIC SAFETY		Total	39,314,828.82	Total Taxes Levied - ABSTRACT	
Fire Protection	242,348.00	Prior Years Surplus Appropriated	809,492.33	Total Taxes Billed	
Police Protection	3,113,047.33	REVENUES TOTAL	40,124,321.15	1993 TAXES COLLECTED	
Civil Defense & Disaster Control	156,239.00	Reserve For Uncollected Taxes	2,356,000.00	1993 Taxes Cancelled, Abated or Adjusted	
Environmental Inspection & Control	149,991.00	CAPITAL OUTLAY TOTAL	808,994.13	Transfer to Tax Title Liens or Foreclosed	
Other Public Safety				Balance Outstanding Dec. 31, 1993	
PUBLIC WORKS				PRIOR YEARS TAXES OUTSTANDING	
Streets and Drainage	339,479.00	Public Enterprises		Balance January 1, 1993	
Sewers and Sewage Processing	18,938.99	Recreation-Culture	2,637.25	Collected in 1993	
Garbage and Trash Disposal		Public Works	18,866.21	Cancelled, Abated or Adjusted 1993	
Public Buildings and Grounds	365,196.00	Buildings and Grounds	784,911.40	Transfers to Tax Title Liens or Foreclosed	
Other Public Works	175,078.00	Library and Education	2,579.27	Balance December 31, 1993	
HEALTH and WELFARE		Conservation		TAX TITLE LIENS OUTSTANDING	
Health Services Except Environmental	328,842.00	All Other		Balance January 1, 1993	
Welfare-Public Assistance	16,057.00	CAPITAL DEBT AUTHORIZED, DECEMBER 31, 1993		Transfer From Taxes	
Hospital, Clinics, First Aid		ISSUED AND UNISSUED GROSS DEBT		Redeemed In 1993	
Animal, Insect, & Rodent Control	48,637.00	School		Cancelled, Abated or Adjusted (1993)	
Other Welfare Services		Self-Liquidating		Transfer to Foreclosed Property	
RECREATION and CONSERVATION		Other		Balance December 31, 1993	
Beaches and Boardwalks		Total		PROPERTY ACQUIRED BY DEED OR FORECLOSURE	
Parks, Playgrounds, Shade Trees	134,126.00	ISSUED AND OUTSTANDING		Balance January 1, 1993	
Land Reclamation & Conservation	24,682.55	School	2,820,976.07	Transfers From Taxes or Liens	
Other Recreational Services	108,321.00	Self-Liquidating		Sale For Cash (1993)	
EDUCATION (excluding schools)		Other	4,390,000.00	Cancelled, Abated or Adjusted (1993)	
Libraries		Total	7,210,976.07	Balance December 31, 1993	
Other Educational Services	400.00	EQUALIZED VALUATION BASIS		CURRENT FINANCES DECEMBER 31, 1993	
STATUTORY EXPENDITURES		FOR NET DEBT COMPUTATION		ASSETS	
Pensions & F. I. C. A.	633,395.00	REAL PROPERTY VALUATIONS		Cash Dec. 31, 1993	
Employee Fringe Benefits		Code Class # of Parcels %VAL'N ASSESSED VALUATION		Taxes Receivable	
Other Statutory Expenditures	11,991.94	1 Vacant Land 310 2.09 21,681,203.00		Tax Title Liens	
CETA And Other Public Employment Programs		2 Residential 5987 60.90 630,909,900.00		Foreclosed Property	
MUNICIPAL FUNCTIONS TOTAL	8,833,293.76	3 Farm 222 .95 9,839,290.00		Emergencies & Other Deferred Charges	
CAPITAL IMPROVEMENTS *MEMO*	90,000.00	4a Commercial 143 16.12 167,031,500.00		State and Federal Aid Receivable	
DEBT SERVICE		4b Industrial 10 11.38 123,032,200.00		Other Receivables	
Principal Payments	350,000.00	4c Apartments 18 8.06 83,497,100.00		Total	
Interest Payments	187,723.48	Total 6690 1,035,991,190.00		LIABILITIES, RESERVES, AND SURPLUS	
DEFERRED CHARGES		Land Area 15.60 Sq. Miles		Cash Liabilities	
SCHOOL, COUNTY, SPECIAL DISTRICT TAXES	13,284.07	Net Valuation Taxable-Municipal	1,040,559,669	Reserves for Receivables	
RESERVE FOR UNCOLLECTED TAXES	28,210,215.29	Net Valuation Taxable-County	1,071,710,160	Surplus Dec. 31, 1993	
EXPENDITURES TOTAL	39,950,516.60	State Equalized Valuation	1,095,315,152	Total	
		State Equalization Ratio	94.98		

*Includes County Health Services Taxes, County Vocational School Taxes, or County Open Space Tax. See Table 13.

0311

Population 1990 4,762
 Population 1993 6,299
 S & P Rating
 Moody Rating A

General Tax Rate Per \$100.

2.26

State Equalized Tax Rate

2.22

EASTAMPTON TWP. - BURLINGTON COUNTY

Form of Government:

Council-Manager Plan E (OMCL 50)

Number of Members on Governing Body - 3

PER CAPITA:

Gross Debt 838.37

Net Debt 179.08

Debt Service 23.62

Total Tax Levy 809.72

Municipal Expenditures 376.09

PER CENT:

Gross Debt 2.58

Net Debt .55

Tax Levy Collected 97.42

Tax Levy Cancelled, Abated

or Adjusted .12

EXPENDITURES		REVENUES-REALIZED		1993 PROPERTY TAX	
GENERAL GOVERNMENT		1993 Property Taxes Collected		STATE EQUALIZED TAX RATE	
Governing Body & Public Boards		1993 Payments in Lieu of Taxes	4,770,176.00	Local District School Taxes	.79
Municipal Clerk		Delinquent Tax & Lien Collections	145,756.00	Regional & Consolidated School Tax	.37
Financial Administration	38,558.00	Business Personalty Replacement Taxes	17,259.00	School Taxes in Municipal Budget	
Assessment of Taxes	30,904.00	Taxes From Public Utilities	334,044.00	County Taxes	.52
Collection of Taxes	29,540.00	Other Miscellaneous Tax Revenues		County Library Taxes	.03
Planning, Housing & Development	23,795.00	State Aid Revenues	296,313.00	Local Municipal Purpose Taxes	.50
Human Resources	1,500.00	Federal Aid Revenues		Veteran & Senior Citizen Taxes	
Elections	1,850.00			Total Taxes for Rate Computation	2.21
General Administration (other)	413,705.00			Special District Taxes	
JUDICIARY				Bank Corp. Taxes	
Municipal Courts	64,876.00			Added and Omitted Taxes	163,444.00
PUBLIC SAFETY				Total Taxes Levied - ABSTRACT	5,094,129.03
Fire Protection	4,893.00			Total Taxes Billed	5,101,575.00
Police Protection	736,163.00			1993 TAXES COLLECTED	4,970,176.00
Civil Defense & Disaster Control	675.00			1993 Taxes Cancelled, Abated or Adjusted	5,956.00
Environmental Inspection & Control	115,322.00			Transfer to Tax Title Liens or Foreclosed	8,632.00
Other Public Safety				Balance Outstanding Dec. 31, 1993	116,811.00
PUBLIC WORKS				PRIOR YEARS TAXES OUTSTANDING	
Streets and Drainage	43,200.00			Balance January 1, 1993	128,937.00
Sewers and Sewage Processing	500.00			Collected in 1993	128,733.00
Garbage and Trash Disposal	230,273.00			Cancelled, Abated or Adjusted 1993	65.00
Public Buildings and Grounds				Transfers to Tax Title Liens or Foreclosed	22.00
Other Public Works	101,567.00			Balance December 31, 1993	117.00
HEALTH and WELFARE				TAX TITLE LIENS OUTSTANDING	
Health Services Except Environmental				Balance January 1, 1993	62,163.00
Welfare-Public Assistance	3,762.00			Transfer From Taxes	8,671.00
Hospital, Clinics, First Aid				Redeemed In 1993	17,023.00
Animal, Insect, & Rodent Control				Cancelled, Abated or Adjusted (1993)	8,429.00
Other Welfare Services				Transfer to Foreclosed Property	
RECREATION and CONSERVATION				Balance December 31, 1993	45,382.00
Beaches and Boardwalks				PROPERTY ACQUIRED BY DEED OR	
Parks, Playgrounds, Shade Trees	19,855.00			FORECLOSURE	
Land Reclamation & Conservation	695.00			Balance January 1, 1993	
Other Recreational Services				Transfers From Taxes or Liens	
EDUCATION (excluding schools)				Sale For Cash (1993)	
Libraries				Cancelled, Abated or Adjusted (1993)	
Other Educational Services	50.00			Balance December 31, 1993	
STATUTORY EXPENDITURES				CURRENT FINANCES DECEMBER 31, 1993	
Pensions & F. I. C. A.	125,784.00			ASSETS	
Employee Fringe Benefits				Cash Dec. 31, 1993	917,405.00
Other Statutory Expenditures	4,300.00			Taxes Receivable	116,928.00
CETA And Other Public Employment Programs				Tax Title Liens	45,382.00
MUNICIPAL FUNCTIONS				Foreclosed Property	
CAPITAL IMPROVEMENTS	15,615.00			Emergencies & Other Deferred Charges	19,000.00
DEBT SERVICE				State and Federal Aid Receivable	6,184.00
Principal Payments	67,144.00			Other Receivables	13,697.00
Interest Payments	81,633.00			Total	1,118,596.00
DEFERRED CHARGES	17,000.00			LIABILITIES, RESERVES, AND SURPLUS	
SCHOOL, COUNTY, SPECIAL DISTRICT TAXES	3,869,319.03			Cash Liabilities	417,335.00
RESERVE FOR UNCOLLECTED TAXES	206,474.00			Reserves for Receivables	176,007.00
EXPENDITURES	6,233,337.03			Surplus Dec. 31, 1993	525,254.00
				Total	1,118,596.00

1311

Population 1990 **13,800**
 Population 1993 **13,376**
 S & P Rating
 Moody Rating **A1**

General Tax Rate Per \$100. **2.49**
 State Equalized Tax Rate **2.36**

EATONTOWN BOROUGH - MONMOUTH CO.

Form of Government:

Borough Council

Number of Members on Governing Body - 6

PER CAPITA:

Gross Debt **1,079.36**
 Net Debt **1,001.66**
 Debt Service **107.71**
 Total Tax Levy **1,717.77**
 Municipal Expenditures **924.16**

PER CENT:

Gross Debt **1.51**
 Net Debt **1.40**
 Tax Levy Collected **93.66**
 Tax Levy Cancelled, Abated or Adjusted **1.00**

EXPENDITURES		REVENUES-REALIZED		1993 PROPERTY TAX	
GENERAL GOVERNMENT		1993 Property Taxes Collected		STATE EQUALIZED TAX RATE 2.36	
Governing Body & Public Boards		21,522,305.00		Local District School Taxes	6,912,101.00
Municipal Clerk		112,000.00		Regional & Consolidated School Tax	4,826,282.36
Financial Administration	87,075.00	1,200,551.00		School Taxes in Municipal Budget	
Assessment of Taxes	85,575.00	250,472.00		County Taxes	4,437,659.15
Collection of Taxes	47,905.00	1,065,591.00		County Library Taxes	182,084.15
Planning, Housing & Development	34,425.00	786,426.00		Local Municipal Purpose Taxes	6,468,504.41
Human Resources	248,067.00	87,847.00		Veteran & Senior Citizen Taxes	50,500.00
Elections	3,145.00			Total Taxes for Rate Computation	22,877,131.57
General Administration (other)	1,456,630.00			Special District Taxes	
JUDICIARY				Bank Corp. Taxes	
Municipal Courts	151,850.00			Added and Omitted Taxes	150,205.00
PUBLIC SAFETY				Total Taxes Levied - ABSTRACT	22,976,836.57
Fire Protection	283,244.00	1,459,264.00		Total Taxes Billed	22,983,996.00
Police Protection	2,078,150.00	26,484,456.00		1993 TAXES COLLECTED	21,522,305.00
Civil Defense & Disaster Control	6,000.00	1,400,000.00		1993 Taxes Cancelled, Abated or Adjusted	229,875.00
Environmental Inspection & Control	141,795.00	27,884,456.00		Transfer to Tax Title Liens or Foreclosed	16,588.00
Other Public Safety		3,206,569.00		Balance Outstanding Dec. 31, 1993	1,215,229.00
PUBLIC WORKS				PRIOR YEARS TAXES OUTSTANDING	
Streets and Drainage	536,386.00			Balance January 1, 1993	2,043,650.00
Sewers and Sewage Processing				Collected in 1993	1,195,230.00
Garbage and Trash Disposal				Cancelled, Abated or Adjusted 1993	4,010.00
Public Buildings and Grounds	233,186.00			Transfers to Tax Title Liens or Foreclosed	505.00
Other Public Works	73,000.00			Balance December 31, 1993	843,905.00
HEALTH and WELFARE				TAX TITLE LIENS OUTSTANDING	
Health Services Except Environmental	111,884.00			Balance January 1, 1993	38,916.00
Welfare-Public Assistance	37,500.00			Transfer From Taxes	17,236.00
Hospital, Clinics, First Aid				Redeemed in 1993	5,321.00
Animal, Insect, & Rodent Control				Cancelled, Abated or Adjusted (1993)	
Other Welfare Services				Transfer to Foreclosed Property	
RECREATION and CONSERVATION				Balance December 31, 1993	50,831.00
Beaches and Boardwalks	388,902.00			PROPERTY ACQUIRED BY DEED OR FORECLOSURE	
Parks, Playgrounds, Shade Trees	243,704.00			Balance January 1, 1993	340,110.00
Land Reclamation & Conservation	301,680.00			Transfers From Taxes or Liens	
Other Recreational Services				Sale For Cash (1993)	
EDUCATION (excluding schools)				Cancelled, Abated or Adjusted (1993)	
Libraries	47,435.00			Balance December 31, 1993	340,110.00
Other Educational Services				CURRENT FINANCES DECEMBER 31, 1993	
STATUTORY EXPENDITURES				ASSETS	
Pensions & F. I. C. A.	311,750.00			Cash Dec. 31, 1993	4,577,419.00
Employee Fringe Benefits	740,000.00			Taxes Receivable	2,059,133.00
Other Statutory Expenditures				Tax Title Liens	50,831.00
CETA And Other Public Employment Programs				Foreclosed Property	340,110.00
MUNICIPAL FUNCTIONS				Emergencies & Other Deferred Charges	10,256.00
CAPITAL IMPROVEMENTS				State and Federal Aid Receivable	79,539.00
DEBT SERVICE				Other Receivables	120,609.00
Principal Payments	731,046.00			Total	7,237,396.00
Interest Payments	709,624.00			LIABILITIES, RESERVES, AND SURPLUS	
				Cash Liabilities	1,467,686.00
DEFERRED CHARGES				Reserves for Receivables	2,570,642.00
SCHOOL, COUNTY, SPECIAL DISTRICT TAXES	16,353,127.16			Surplus Dec. 31, 1993	3,199,528.00
RESERVE FOR UNCOLLECTED TAXES	3,206,569.00			Total	7,237,396.00
EXPENDITURES					
TOTAL	23,773,154.16				

0213

Population 1990 5,001
 Population 1993 5,329
 S & P Rating
 Moody Rating 3AA1

General Tax Rate Per \$100. 1.89
 State Equalized Tax Rate 1.76

EDGEWATER BOROUGH - BERGEN COUNTY

Form of Government:

Borough Council

Number of Members on Governing Body - 6

PER CAPITA:

Gross Debt 2,571.34
 Net Debt 1,970.85
 Debt Service 112.91
 Total Tax Levy 2,139.87
 Municipal Expenditures 2,220.60

PER CENT:

Gross Debt 2.06
 Net Debt 1.58
 Tax Levy Collected 91.03
 Tax Levy Cancelled, Abated or Adjusted 2.28

EXPENDITURES		REVENUES-REALIZED		1993 PROPERTY TAX	
GENERAL GOVERNMENT		1993 Property Taxes Collected		STATE EQUALIZED TAX RATE	
Governing Body & Public Boards	23,500.00	10,540,195.43		Local District School Taxes	3,158,890.50
Municipal Clerk				Regional & Consolidated School Tax	
Financial Administration	76,000.00	608,486.61		School Taxes in Municipal Budget	
Assessment of Taxes	75,046.00	767,547.00		County Taxes	1,788,393.84
Collection of Taxes	68,053.00	286,592.00		County Library Taxes	
Planning, Housing & Development	51,018.00	Other Miscellaneous Tax Revenues		Local Municipal Purpose Taxes	6,428,200.02
Human Resources	92,082.00	State Aid Revenues		Veteran & Senior Citizen Taxes	24,550.00
Elections	3,700.00	145,210.00		Total Taxes for Rate Computation	11,400,034.36
General Administration (other)	480,009.00	Federal Aid Revenues		Special District Taxes	
JUDICIARY		Sale of Acquired Property		Bank Corp. Taxes	
Municipal Courts	96,366.00	Other Miscellaneous Revenues		Added and Omitted Taxes	27,875.56
PUBLIC SAFETY		Total		Total Taxes Levied - ABSTRACT	11,403,359.92
Fire Protection	1,125,192.00	16,243,745.16		Total Taxes Billed	11,578,660.75
Police Protection	1,675,680.00	Prior Years Surplus Appropriated		1993 TAXES COLLECTED	10,540,195.43
Civil Defense & Disaster Control	5,500.00	REVENUES TOTAL		1993 Taxes Cancelled, Abated or Adjusted	263,735.33
Environmental Inspection & Control	140,087.00	Reserve For Uncollected Taxes		Transfer to Tax Title Liens or Foreclosed	
Other Public Safety		CAPITAL OUTLAY TOTAL		Balance Outstanding Dec. 31, 1993	774,729.99
PUBLIC WORKS				PRIOR YEARS TAXES OUTSTANDING	
Streets and Drainage	875,710.00	Public Enterprises		Balance January 1, 1993	918,205.41
Sewers and Sewage Processing	68,487.00	Recreation-Culture		Collected in 1993	556,383.43
Garbage and Trash Disposal	670,000.00	Public Works		Cancelled, Abated or Adjusted 1993	17,029.05
Public Buildings and Grounds	139,500.00	Buildings and Grounds		Transfers to Tax Title Liens or Foreclosed	
Other Public Works	2,865,000.00	Library and Education		Balance December 31, 1993	344,792.93
HEALTH and WELFARE		Conservation		TAX TITLE LIENS OUTSTANDING	
Health Services Except Environmental	84,336.00	All Other		Balance January 1, 1993	370,147.88
Welfare-Public Assistance	13,003.00	CAPITAL DEBT AUTHORIZED, DECEMBER 31, 1993		Transfer From Taxes	
Hospital, Clinics, First Aid		ISSUED AND UNISSUED GROSS DEBT NET DEBT		Redeemed In 1993	52,103.18
Animal, Insect, & Radent Control	4,500.00	School 3,200,000		Cancelled, Abated or Adjusted (1993)	11,585.85
Other Welfare Services		Self-Liquidating 10,502,664		Transfer to Foreclosed Property	
RECREATION and CONSERVATION		Other 10,502,664		Balance December 31, 1993	306,458.85
Beaches and Boardwalks		Total 13,702,664		PROPERTY ACQUIRED BY DEED OR	
Parks, Playgrounds, Shade Trees	8,000.00	ISSUED AND OUTSTANDING		FORECLOSURE	
Land Reclamation & Conservation		School 3,200,000.00		Balance January 1, 1993	307,175.00
Other Recreational Services	139,260.00	Self-Liquidating 8,949,250.00		Transfers From Taxes or Liens	
EDUCATION (excluding schools)		Other 12,149,250.00		Sale For Cash (1993)	
Libraries	164,000.00	Total		Cancelled, Abated or Adjusted (1993)	
Other Educational Services		EQUALIZED VALUATION BASIS		Balance December 31, 1993	382,175.00
STATUTORY EXPENDITURES		FOR NET DEBT COMPUTATION		CURRENT FINANCES DECEMBER 31, 1993	
Pensions & F. I. C. A.	580,366.35	REAL PROPERTY VALUATIONS		ASSETS	
Employee Fringe Benefits	685,850.00	Code Class # of Parcels % VAL'N ASSESSED VALUATION		Cash Dec. 31, 1993	2,335,687.16
Other Statutory Expenditures	17,000.00	1 Vacant Land 560 6.44 38,802,200.00		Taxes Receivable	1,119,522.92
CETA And Other Public Employment Programs		2 Residential 1828 57.00 343,462,210.00		Tax Title Liens	306,458.85
MUNICIPAL FUNCTIONS TOTAL	10,227,240.35	3 Form 93,983,710.00		Foreclosed Property	382,175.00
CAPITAL IMPROVEMENTS		4a Commercial 83 15.60 96,295,900.00		Emergencies & Other Deferred Charges	5,000.00
DEBT SERVICE		4b Industrial 28 14.32 39,995,900.00		State and Federal Aid Receivable	27,081.86
Principal Payments	160,000.00	4c Apartments 45 6.64 602,539,920.00		Other Receivables	410,525.08
Interest Payments	441,680.42	Total 2544		Total	4,586,450.87
DEFERRED CHARGES	108,568.72	Land Area .70 Sq. Miles		LIABILITIES, RESERVES, AND SURPLUS	
SCHOOL, COUNTY, SPECIAL DISTRICT TAXES	4,947,284.34	Net Valuation Taxable-Municipal 603,362,886		Cash Liabilities	1,157,356.80
RESERVE FOR UNCOLLECTED TAXES	896,103.00	Net Valuation Taxable-County 644,039,501		Reserves for Receivables	2,218,681.85
EXPENDITURES TOTAL	16,780,873.83	State Equalized Valuation 646,632,098		Surplus Dec. 31, 1993	1,210,412.22
		State Equalization Ratio 93.30		Total	4,586,450.87

0312

Population 1990 **8,388**
 Population 1993 **8,047**
 S & P Rating
 Moody Rating

General Tax Rate Per \$100. **3.84**
 State Equalized Tax Rate **2.20**

EDGEWATER PARK TWP. - BURLINGTON CO.

Form of Government:

Township Committee

Number of Members on Governing Body - 5

PER CAPITA:

Gross Debt **140.71**
 Net Debt **121.44**
 Debt Service **7.52**
 Total Tax Levy **969.98**
 Municipal Expenditures **351.11**

PER CENT:

Gross Debt **.37**
 Net Debt **.32**
 Tax Levy Collected **95.63**
 Tax Levy Cancelled, Abated or Adjusted **.23**

EXPENDITURES		REVENUES-REALIZED		1993 PROPERTY TAX	
GENERAL GOVERNMENT				STATE EQUALIZED TAX RATE 1.28	
Governing Body & Public Boards		1993 Property Taxes Collected	6,695,577.77	Local District School Taxes	3,959,673.11
Municipal Clerk		1993 Payments in Lieu of Taxes		Regional & Consolidated School Tax	
Financial Administration	31,645.00	Delinquent Tax & Lien Collections	260,599.71	School Taxes in Municipal Budget	
Assessment of Taxes	14,695.00	Business Personalty Replacement Taxes	99,527.32	County Taxes	.53 1,623,180.76
Collection of Taxes	57,550.00	Taxes From Public Utilities	418,770.00	County Library Taxes	.03 102,790.84
Planning, Housing & Development	12,905.00	Other Miscellaneous Tax Revenues		Local Municipal Purpose Taxes	.35 1,092,700.00
Human Resources	22,513.00	State Aid Revenues	393,561.15	Veteran & Senior Citizen Taxes	67,600.00
Elections		Federal Aid Revenues		Total Taxes for Rate Computation	2.19 6,845,944.71
General Administration (other)	356,555.00			Special District Taxes	195,570.00
JUDICIARY		Sale of Acquired Property		Bank Corp. Taxes	
Municipal Courts	68,750.00	Other Miscellaneous Revenues	346,483.97	Added and Omitted Taxes	26,777.84
PUBLIC SAFETY		Total	8,214,519.92	Total Taxes Levied - ABSTRACT	7,000,692.55
Fire Protection	2,120.00	Prior Years Surplus Appropriated	335,000.00	Total Taxes Billed	7,001,865.96
Police Protection	821,419.02	REVENUES TOTAL	8,549,519.92	1993 TAXES COLLECTED	6,695,577.77
Civil Defense & Disaster Control	1,650.00	Reserve For Uncollected Taxes	430,763.18	1993 Taxes Cancelled, Abated or Adjusted	16,152.23
Environmental Inspection & Control	43,590.00	CAPITAL OUTLAY TOTAL	119,928.39	Transfer to Tax Title Liens or Foreclosed	16,660.83
Other Public Safety				Balance Outstanding Dec. 31, 1993	273,475.13
PUBLIC WORKS				PRIOR YEARS TAXES OUTSTANDING	
Streets and Drainage	225,820.00	Public Enterprises		Balance January 1, 1993	415,518.22
Sewers and Sewage Processing	18,165.00	Recreation-Culture	6,939.88	Collected in 1993	260,599.71
Garbage and Trash Disposal	220,000.00	Public Works	88,153.30	Cancelled, Abated or Adjusted 1993	292.76
Public Buildings and Grounds	40,700.00	Buildings and Grounds	24,835.21	Transfers to Tax Title Liens or Foreclosed	
Other Public Works		Library and Education		Balance December 31, 1993	154,625.75
HEALTH and WELFARE		Conservation		TAX TITLE LIENS OUTSTANDING	
Health Services Except Environmental	3,525.00	All Other		Balance January 1, 1993	105,476.67
Welfare-Public Assistance	19,900.00			Transfer From Taxes	16,660.83
Hospital, Clinics, First Aid		CAPITAL DEBT AUTHORIZED, DECEMBER 31, 1993		Redeemed In 1993	
Animal, Insect, & Rodent Control		ISSUED AND UNISSUED		Cancelled, Abated or Adjusted (1993)	
Other Welfare Services		School	155,000	Transfer to Foreclosed Property	
RECREATION and CONSERVATION		Self-Liquidating	977,254	Balance December 31, 1993	122,137.50
Beaches and Boardwalks	100.00	Other	977,254	PROPERTY ACQUIRED BY DEED OR	
Parks, Playgrounds, Shade Trees	100.00	Total	1,132,254	FORECLOSURE	
Land Reclamation & Conservation	12,700.00	ISSUED AND OUTSTANDING		Balance January 1, 1993	8,750.00
Other Recreational Services		School	155,000.00	Transfers From Taxes or Liens	
EDUCATION (excluding schools)		Self-Liquidating		Sale For Cash (1993)	
Libraries	1,500.00	Other	73,926.64	Cancelled, Abated or Adjusted (1993)	
Other Educational Services		Total	228,926.64	Balance December 31, 1993	8,750.00
STATUTORY EXPENDITURES		EQUALIZED VALUATION BASIS		CURRENT FINANCES DECEMBER 31, 1993	
Pensions & F. I. C. A.	106,700.00	FOR NET DEBT COMPUTATION	304,447,221	ASSETS	
Employee Fringe Benefits	163,000.00	REAL PROPERTY VALUATIONS		Cash Dec. 31, 1993	1,634,884.82
Other Statutory Expenditures	10,000.00	Code Class # of Parcels % VAL'N		Taxes Receivable	428,100.88
CETA And Other Public Employment Programs		1 Vacant Land 123 2.05	3,603,100.00	Tax Title Liens	122,137.50
MUNICIPAL FUNCTIONS TOTAL	2,255,602.02	2 Residential 2176 72.93	128,399,364.00	Foreclosed Property	8,750.00
CAPITAL IMPROVEMENTS *MEMO*	12,000.00	3 Farm 17 .29	509,800.00	Emergencies & Other Deferred Charges	20,880.00
DEBT SERVICE		4a Commercial 65 14.20	25,009,300.00	State and Federal Aid Receivable	
Principal Payments	58,602.66	4b Industrial 9 1.85	3,265,300.00	Other Receivables	251,926.61
Interest Payments	1,915.20	4c Apartments 5 8.68	15,282,400.00	Total	2,466,679.81
DEFERRED CHARGES	78,500.36	Total 2395	176,069,264.00	LIABILITIES, RESERVES, AND SURPLUS	
SCHOOL, COUNTY, SPECIAL DISTRICT TAXES	5,381,214.71	Land Area 2.86 Sq. Miles		Cash Liabilities	1,203,552.73
RESERVE FOR UNCOLLECTED TAXES	430,763.18	Net Valuation Taxable-Municipal	176,629,150	Reserves for Receivables	810,914.99
EXPENDITURES TOTAL	8,706,598.13	Net Valuation Taxable-County	307,121,258	Surplus Dec. 31, 1993	452,212.09
		State Equalized Valuation	307,888,978	Total	2,466,679.81
		State Equalization Ratio	57.29		

1205

Population 1990 88,680
 Population 1993 90,278
 S & P Rating A+
 Moody Rating AAA

General Tax Rate Per \$100. 1.82
 State Equalized Tax Rate 1.73

EDISON TOWNSHIP - MIDDLESEX COUNTY

Form of Government:

Mayor-Council Plan E (OMCL 50)

Number of Members on Governing Body - 7

PER CAPITA:

Gross Debt 1,493.34
 Net Debt 1,091.13
 Debt Service 44.12
 Total Tax Levy 1,383.95
 Municipal Expenditures 792.04

PER CENT:

Gross Debt 1.86
 Net Debt 1.36
 Tax Levy Collected 95.26
 Tax Levy Cancelled, Abated or Adjusted .55

EXPENDITURES		REVENUES-REALIZED		1993 PROPERTY TAX	
GENERAL GOVERNMENT		1993 Property Taxes Collected		STATE EQUALIZED TAX RATE 1.04	
Governing Body & Public Boards	107,666.86	1993 Payments in Lieu of Taxes		Local District School Taxes	75,061,664.50
Municipal Clerk	75,514.53	Delinquent Tax & Lien Collections		Regional & Consolidated School Tax	
Financial Administration	1,163,076.75	Business Personalty Replacement Taxes		School Taxes in Municipal Budget	4,353,758.25
Assessment of Taxes	329,854.00	Taxes From Public Utilities		County Taxes	28,549,104.72
Collection of Taxes	82,793.78	Other Miscellaneous Tax Revenues		County Library Taxes	
Planning, Housing & Development	133,410.46	State Aid Revenues		Local Municipal Purpose Taxes	16,975,485.13
Human Resources	5,000.00	Federal Aid Revenues		Veteran & Senior Citizen Taxes	554,850.00
Elections		Sale of Acquired Property		Total Taxes for Rate Computation	125,494,862.60
General Administration (other)	31,835,186.36	Other Miscellaneous Revenues		Special District Taxes	
JUDICIARY		Total		Bank Corp. Taxes	
Municipal Courts	211,837.00	Prior Years Surplus Appropriated		Added and Omitted Taxes	
PUBLIC SAFETY		REVENUES TOTAL		Total Taxes Levied - ABSTRACT	124,940,012.60
Fire Protection	4,271,022.50	Reserve For Uncollected Taxes		Total Taxes Billed	63,860,102.74
Police Protection	6,708,411.00	CAPITAL OUTLAY TOTAL		1993 TAXES COLLECTED	60,831,535.93
Civil Defense & Disaster Control	4,575.00	Public Enterprises		1993 Taxes Cancelled, Abated or Adjusted	352,063.34
Environmental Inspection & Control	458,184.00	Recreation-Culture		Transfer to Tax Title Liens or Foreclosed	
Other Public Safety		Public Works		Balance Outstanding Dec. 31, 1993	2,676,503.47
PUBLIC WORKS		Buildings and Grounds		PRIOR YEARS TAXES OUTSTANDING	
Streets and Drainage	1,248,178.62	Library and Education		Balance January 1, 1993	3,649,008.77
Sewers and Sewage Processing		Conservation		Collected in 1993	2,828,675.14
Garbage and Trash Disposal	520,323.50	All Other		Cancelled, Abated or Adjusted 1993	59,631.34
Public Buildings and Grounds	511,300.58	CAPITAL DEBT AUTHORIZED, DECEMBER 31, 1993		Transfers to Tax Title Liens or Foreclosed	70,682.51
Other Public Works	201,028.98	ISSUED AND UNISSUED		Balance December 31, 1993	690,019.78
HEALTH and WELFARE		GROSS DEBT		TAX TITLE LIENS OUTSTANDING	
Health Services Except Environmental	569,678.50	NET DEBT		Balance January 1, 1993	1,042,954.39
Welfare-Public Assistance	163,974.50	School		Transfer From Taxes	434,199.71
Hospital, Clinics, First Aid		Self-Liquidating		Redeemed In 1993	260,299.00
Animal, Insect, & Radent Control	58,992.50	Other		Cancelled, Abated or Adjusted (1993)	
Other Welfare Services		Total		Transfer to Foreclosed Property	
RECREATION and CONSERVATION		ISSUED AND OUTSTANDING		Balance December 31, 1993	1,216,855.10
Beaches and Boardwalks		School		PROPERTY ACQUIRED BY DEED OR	
Parks, Playgrounds, Shade Trees	451,735.00	Self-Liquidating		FORECLOSURE	
Land Reclamation & Conservation	1,832.50	Other		Balance January 1, 1993	267,229.50
Other Recreational Services	601,533.50	Total		Transfers From Taxes or Liens	
EDUCATION (excluding schools)		EQUALIZED VALUATION BASIS		Sale For Cash (1993)	
Libraries	1,201,434.96	FOR NET DEBT COMPUTATION		Cancelled, Abated or Adjusted (1993)	
Other Educational Services		REAL PROPERTY VALUATIONS		Balance December 31, 1993	267,229.50
STATUTORY EXPENDITURES		Code Class # of Parcels % VAL'N		CURRENT FINANCES DECEMBER 31, 1993	
Pensions & F. I. C. A.	3,540,808.00	ASSESSED VALUATION		ASSETS	
Employee Fringe Benefits	2,897,600.00	1 Vacant Land 1554 3.15		Cash Dec. 31, 1993	83,022,406.06
Other Statutory Expenditures		2 Residential 22570 54.05		Taxes Receivable	3,366,523.25
CETA And Other Public Employment Programs		3 Farm 6		Tax Title Liens	1,216,855.10
MUNICIPAL FUNCTIONS TOTAL	57,354,953.38	4a Commercial 785 14.94		Foreclosed Property	267,229.50
CAPITAL IMPROVEMENTS *MEMO*	5,921,200.00	4b Industrial 319 21.15		Emergencies & Other Deferred Charges	.34
DEBT SERVICE		4c Apartments 87 6.71		State and Federal Aid Receivable	77,090.43
Principal Payments	1,850,817.82	Total 25321		Other Receivables	1,801,750.66
Interest Payments	2,132,608.80	Land Area 30.65 Sq. Miles		Total	89,751,855.34
TYPE I SCHL DEBT *MEMO	2,042,251.30	Net Valuation Taxable-Municipal		LIABILITIES, RESERVES, AND SURPLUS	
DEFERRED CHARGES	4,971,277.54	Net Valuation Taxable-County		Cash Liabilities	72,975,159.95
SCHOOL, COUNTY, SPECIAL DISTRICT TAXES	107,964,527.47	State Equalized Valuation		Reserves for Receivables	6,652,358.51
RESERVE FOR UNCOLLECTED TAXES	5,194,000.00	State Equalization Ratio		Surplus Dec. 31, 1993	10,124,336.88
EXPENDITURES TOTAL	179,468,135.01			Total	89,751,855.34

1993 1000

* ABOVE DEBT SERVICE INCLUDES TYPE I SCHOOL DEBT

0107

Population 1990 4,583
 Population 1993 4,830
 S & P Rating A-
 Moody Rating AAA

General Tax Rate Per \$100. 3.54
 State Equalized Tax Rate 3.23

EGG HARBOR CITY - ATLANTIC COUNTY

Form of Government:

Special Charter (P.L. 1858 c. 152)

Number of Members on Governing Body - 9

PER CAPITA:

Gross Debt 3,196.91
 Net Debt 951.14
 Debt Service 95.43
 Total Tax Levy 928.97
 Municipal Expenditures 795.71

PER CENT:

Gross Debt 11.23
 Net Debt 3.36
 Tax Levy Collected 91.90
 Tax Levy Cancelled, Abated or Adjusted

EXPENDITURES		REVENUES-REALIZED		1993 PROPERTY TAX	
GENERAL GOVERNMENT		1993 Property Taxes Collected		STATE EQUALIZED TAX RATE	
Governing Body & Public Boards	9,894.00	1993 Payments in Lieu of Taxes		Local District School Taxes	1,114,266.31
Municipal Clerk	65,389.00	Delinquent Tax & Lien Collections		Regional & Consolidated School Tax	842,301.00
Financial Administration	42,434.00	Business Personalty Replacement Taxes		School Taxes in Municipal Budget	2,937.00
Assessment of Taxes	45,419.00	Taxes From Public Utilities		County Taxes	732,074.81
Collection of Taxes	223,308.00	Other Miscellaneous Tax Revenues		County Library Taxes	49,587.66
Planning, Housing & Development	24,315.00	State Aid Revenues		Local Municipal Purpose Taxes	1,741,656.00
Human Resources	205.00	Federal Aid Revenues		Veteran & Senior Citizen Taxes	63,100.00
Elections	358,559.00	Sale of Acquired Property		Total Taxes for Rate Computation	4,545,922.78
General Administration (other)	89,602.00	Other Miscellaneous Revenues		Special District Taxes	
JUDICIARY		Total		Bank Corp. Taxes	4,098.00
Municipal Courts	36,071.00	Prior Years Surplus Appropriated		Added and Omitted Taxes	4,486,920.78
PUBLIC SAFETY	943,642.00	REVENUES TOTAL		Total Taxes Levied - ABSTRACT	4,486,921.00
Fire Protection	39,793.00	Reserve For Uncollected Taxes		Total Taxes Billed	4,123,600.00
Police Protection		CAPITAL OUTLAY TOTAL		1993 TAXES COLLECTED	
Civil Defense & Disaster Control		Public Enterprises		1993 Taxes Cancelled, Abated or Adjusted	
Environmental Inspection & Control		Recreation-Culture		Transfer to Tax Title Liens or Foreclosed	
Other Public Safety		Public Works		Balance Outstanding Dec. 31, 1993	363,321.00
PUBLIC WORKS	65,508.00	Buildings and Grounds		PRIOR YEARS TAXES OUTSTANDING	
Streets and Drainage	273,258.00	Library and Education		Balance January 1, 1993	425,982.00
Sewers and Sewage Processing	118,830.00	Conservation		Collected in 1993	343,141.00
Garbage and Trash Disposal	220,979.00	All Other		Cancelled, Abated or Adjusted 1993	
Public Buildings and Grounds		CAPITAL DEBT AUTHORIZED, DECEMBER 31, 1993		Transfers to Tax Title Liens or Foreclosed	
Other Public Works		ISSUED AND UNISSUED		Balance December 31, 1993	82,841.00
HEALTH and WELFARE		SCHOOL		TAX TITLE LIENS OUTSTANDING	
Health Services Except Environmental	5,377.00	Self-Liquidating		Balance January 1, 1993	390,794.00
Welfare-Public Assistance	7,200.00	Other		Transfer From Taxes	
Hospital, Clinics, First Aid		Total		Redeemed In 1993	281,519.00
Animal, Insect, & Radent Control		GROSS DEBT		Cancelled, Abated or Adjusted (1993)	
Other Welfare Services		NET DEBT		Transfer to Foreclosed Property	
RECREATION and CONSERVATION		ISSUED AND OUTSTANDING		Balance December 31, 1993	109,275.00
Beaches and Boardwalks	30,781.00	SCHOOL		PROPERTY ACQUIRED BY DEED OR	
Parks, Playgrounds, Shade Trees	2,709.00	Self-Liquidating		FORECLOSURE	
Land Reclamation & Conservation	19,088.00	Other		Balance January 1, 1993	
Other Recreational Services		Total		Transfers From Taxes or Liens	
EDUCATION (excluding schools)		EQUALIZED VALUATION BASIS		Sale For Cash (1993)	
Libraries		FOR NET DEBT COMPUTATION		Cancelled, Abated or Adjusted (1993)	
Other Educational Services		REAL PROPERTY VALUATIONS		Balance December 31, 1993	
STATUTORY EXPENDITURES		Code Class # of Parcels % VAKN		CURRENT FINANCES DECEMBER 31, 1993	
Pensions & F. I. C. A.	82,582.00	1 Vacant Land 785 1.98		ASSETS	
Employee Fringe Benefits	206,449.00	2 Residential 1218 70.35		Cash Dec. 31, 1993	691,671.00
Other Statutory Expenditures	3,000.00	3 Farm 153 18.35		Taxes Receivable	446,162.00
CETA And Other Public Employment Programs		4a Commercial 13 4.23		Tax Title Liens	109,275.00
MUNICIPAL FUNCTIONS TOTAL	2,916,592.00	4b Industrial 12 4.58		Foreclosed Property	
CAPITAL IMPROVEMENTS *MEMO*	30,000.00	4c Apartments 2181		Emergencies & Other Deferred Charges	1,440.00
DEBT SERVICE		Land Area 10.89 Sq. Miles		State and Federal Aid Receivable	369,488.00
Principal Payments	266,000.00	Net Valuation Taxable-Municipal		Other Receivables	24,828.00
Interest Payments	194,951.00	Net Valuation Taxable-County		Total	1,642,864.00
TYPE I SCHL DEBT *MEMO	69,380.00	State Equalized Valuation		LIABILITIES, RESERVES, AND SURPLUS	
DEFERRED CHARGES	6,289.00	State Equalization Ratio		Cash Liabilities	619,443.00
SCHOOL, COUNTY, SPECIAL DISTRICT TAXES	2,741,166.78	Net Valuation Taxable-Municipal		Reserves for Receivables	325,959.00
RESERVE FOR UNCOLLECTED TAXES	459,461.00	Net Valuation Taxable-County		Surplus Dec. 31, 1993	697,462.00
EXPENDITURES TOTAL	6,584,459.78	State Equalized Valuation		Total	1,642,864.00

1987-1990

* ABOVE DEBT SERVICE INCLUDES TYPE I SCHOOL DEBT

199

*Includes County Health Services Taxes, County Vocational School Taxes, or County Open Space Tax. See Table 13

0108

Population 1990 24,544
 Population 1993 25,414
 S & P Rating
 Moody Rating A

General Tax Rate Per \$100. 2.59
 State Equalized Tax Rate 1.79

EGG HARBOR TOWNSHIP - ATLANTIC CO.

Form of Government:
 Township Committee

Number of Members on Governing Body - 5

PER CAPITA:

Gross Debt 2,477.02
 Net Debt 491.74
 Debt Service 36.95
 Total Tax Levy 1,025.37
 Municipal Expenditures 694.09

PER CENT:

Gross Debt 4.42
 Net Debt .88
 Tax Levy Collected 91.76
 Tax Levy Cancelled, Abated or Adjusted

EXPENDITURES		REVENUES-REALIZED		1993 PROPERTY TAX	
GENERAL GOVERNMENT		1993 Property Taxes Collected		STATE EQUALIZED TAX RATE 1.08	
Governing Body & Public Boards	71,675.00	23,910,776.00		Local District School Taxes	
Municipal Clerk	195,237.00	1993 Payments in Lieu of Taxes		Regional & Consolidated School Tax	
Financial Administration	211,404.00	Delinquent Tax & Lien Collections		School Taxes in Municipal Budget	
Assessment of Taxes	127,830.00	Business Personality Replacement Taxes		County Taxes	
Collection of Taxes	199,965.00	Taxes From Public Utilities		County Library Taxes	
Planning, Housing & Development	192,394.00	Other Miscellaneous Tax Revenues		Local Municipal Purpose Taxes	
Human Resources	210,473.00	State Aid Revenues		Veteran & Senior Citizen Taxes	
Elections	11,850.00	Federal Aid Revenues		Total Taxes for Rate Computation	
General Administration (other)	1,593,563.00	Sale of Acquired Property		Special District Taxes	
JUDICIARY	266,488.00	Other Miscellaneous Revenues		Bank Corp. Taxes	
Municipal Courts	283,009.00	Total		Added and Omitted Taxes	
PUBLIC SAFETY	4,135,450.00	Prior Years Surplus Appropriated		Total Taxes Levied - ABSTRACT	
Fire Protection	16,000.00	REVENUES TOTAL		Total Taxes Billed	
Police Protection	441,638.00	Reserve For Uncollected Taxes		1993 TAXES COLLECTED	
Civil Defense & Disaster Control		CAPITAL OUTLAY TOTAL		1993 Taxes Cancelled, Abated or Adjusted	
Environmental Inspection & Control		4,758,019.00		Transfer to Tax Title Liens or Foreclosed	
Other Public Safety		Public Enterprises		Balance Outstanding Dec. 31, 1993	
PUBLIC WORKS	848,250.00	Recreation-Culture		PRIOR YEARS TAXES OUTSTANDING	
Streets and Drainage	1,358,224.00	Public Works		Balance January 1, 1993	
Sewers and Sewage Processing	366,350.00	Buildings and Grounds		Collected in 1993	
Other Public Works	247,252.00	Library and Education		Cancelled, Abated or Adjusted 1993	
HEALTH and WELFARE	70,765.00	Conservation		Transfers to Tax Title Liens or Foreclosed	
Health Services Except Environmental	23,050.00	All Other		Balance December 31, 1993	
Welfare-Public Assistance		CAPITAL DEBT AUTHORIZED, DECEMBER 31, 1993		TAX TITLE LIENS OUTSTANDING	
Hospital, Clinics, First Aid		ISSUED AND UNISSUED GROSS DEBT NET DEBT		Balance January 1, 1993	
Animal, Insect, & Rodent Control		School 50,454,000		Transfer From Taxes	
Other Welfare Services		Self-Liquidating 12,497,074		Redeemed In 1993	
RECREATION and CONSERVATION	870,058.00	Other 62,951,074		Cancelled, Abated or Adjusted (1993)	
Beaches and Boardwalks	158,520.00	Total		Transfer to Foreclosed Property	
Parks, Playgrounds, Shade Trees		ISSUED AND OUTSTANDING		Balance December 31, 1993	
Land Reclamation & Conservation		School 50,454,000.00		PROPERTY ACQUIRED BY DEED OR FORECLOSURE	
Other Recreational Services		Self-Liquidating 8,633,134.00		Balance January 1, 1993	
EDUCATION (excluding schools)		Other 59,087,134.00		Transfers From Taxes or Liens	
Libraries		Total		Sale For Cash (1993)	
Other Educational Services		EQUALIZED VALUATION BASIS FOR NET DEBT COMPUTATION		Cancelled, Abated or Adjusted (1993)	
STATUTORY EXPENDITURES	963,500.00	1,423,387,296		Balance December 31, 1993	
Pensions & F. I. C. A.	1,277,000.00	REAL PROPERTY VALUATIONS		CURRENT FINANCES DECEMBER 31, 1993	
Employee Fringe Benefits	22,000.00	Code Class # of Parcels % VAL'N ASSESSED VALUATION		ASSETS	
Other Statutory Expenditures		1 Vacant Land 6234 10.78 105,998,035.00		Cash Dec. 31, 1993	
CETA And Other Public Employment Programs	14,166,945.00	2 Residential 7645 54.55 536,418,670.00		Taxes Receivable	
MUNICIPAL FUNCTIONS	715,200.00	3 Farm 68 .28 2,798,100.00		Tax Title Liens	
CAPITAL IMPROVEMENTS		4a Commercial 756 33.66 331,016,590.00		Foreclosed Property	
DEBT SERVICE	530,000.00	4b Industrial 17 .72 7,085,000.00		Emergencies & Other Deferred Charges	
Principal Payments	409,098.00	4c Apartments 14720 983,316,395.00		State and Federal Aid Receivable	
Interest Payments		Total		Other Receivables	
DEFERRED CHARGES	100,500.00	Land Area 67.94 Sq. Miles		Total	
SCHOOL, COUNTY, SPECIAL DISTRICT TAXES	23,039,606.19	Net Valuation Taxable-Municipal		LIABILITIES, RESERVES, AND SURPLUS	
RESERVE FOR UNCOLLECTED TAXES	2,432,937.00	Net Valuation Taxable-County		Cash Liabilities	
EXPENDITURES TOTAL	40,679,086.19	State Equalized Valuation		Reserves for Receivables	
		State Equalization Ratio		Surplus Dec. 31, 1993	
				Total	

2004

Population 1990 110,002
 Population 1993 107,098
 S & P Rating AAA
 Moody Rating AAA

General Tax Rate Per \$100. 9.06
 State Equalized Tax Rate 2.58

ELIZABETH CITY - UNION COUNTY

Form of Government:
 Mayor-Council Plan F (OMCL 50)
 Number of Members on Governing Body - 9

PER CAPITA:

Gross Debt 1,350.34
 Net Debt 776.19
 Debt Service 96.19
 Total Tax Levy 803.47
 Municipal Expenditures 889.16

PER CENT:

Gross Debt 4.15
 Net Debt 2.39
 Tax Levy Collected 90.92
 Tax Levy Cancelled, Abated or Adjusted .77

EXPENDITURES		REVENUES-REALIZED		1993 PROPERTY TAX	
GENERAL GOVERNMENT		1993 Property Taxes Collected		STATE EQUALIZED TAX RATE	
Governing Body & Public Boards	431,455.00	1993 Payments in Lieu of Taxes		Local District School Taxes 1.14	
Municipal Clerk	165,157.00	Delinquent Tax & Lien Collections		Regional & Consolidated School Tax	
Financial Administration	2,026,309.48	Business Personalty Replacement Taxes		School Taxes in Municipal Budget .05	
Assessment of Taxes	244,150.00	Taxes From Public Utilities		County Taxes .47	
Collection of Taxes		Other Miscellaneous Tax Revenues		County Library Taxes	
Planning, Housing & Development	1,706,607.00	State Aid Revenues		Local Municipal Purpose Taxes .91	
Human Resources	5,391,767.00	Federal Aid Revenues		Veteran & Senior Citizen Taxes	
Elections	41,400.00	Sale of Acquired Property		Total Taxes for Rate Computation 2.57	
General Administration (other)	3,415,416.52	Other Miscellaneous Revenues		Special District Taxes	
JUDICIARY		Prior Years Surplus Appropriated		Bank Corp. Taxes	
Municipal Courts	837,866.00	REVENUES TOTAL		Added and Omitted Taxes	
PUBLIC SAFETY		CAPITAL OUTLAY TOTAL		Total Taxes Levied - ABSTRACT	
Fire Protection	12,353,730.60	Public Enterprises		Total Taxes Billed	
Police Protection	16,657,612.58	Recreation-Culture		1993 TAXES COLLECTED	
Civil Defense & Disaster Control	13,388.00	Public Works		1993 Taxes Cancelled, Abated or Adjusted	
Environmental Inspection & Control	566,050.00	Buildings and Grounds		Transfer to Tax Title Liens or Foreclosed	
Other Public Safety		Library and Education		Balance Outstanding Dec. 31, 1993	
PUBLIC WORKS		Conservation		PRIOR YEARS TAXES OUTSTANDING	
Streets and Drainage	3,255,769.00	All Other		Balance January 1, 1993	
Sewers and Sewage Processing		CAPITAL DEBT AUTHORIZED, DECEMBER 31, 1993		Collected in 1993	
Garbage and Trash Disposal	9,300,000.00	ISSUED AND UNISSUED		Cancelled, Abated or Adjusted 1993	
Public Buildings and Grounds	2,390,944.00	SCHOOL		Transfers to Tax Title Liens or Foreclosed	
Other Public Works	596,669.00	GROSS DEBT		Balance December 31, 1993	
HEALTH and WELFARE		NET DEBT		TAX TITLE LIENS OUTSTANDING	
Health Services Except Environmental	1,806,177.00	SCHOOL		Balance January 1, 1993	
Welfare-Public Assistance	921,905.00	Self-Liquidating		Transfer From Taxes	
Hospital, Clinics, First Aid		Other		Redeemed in 1993	
Animal, Insect, & Rodent Control		Total		Cancelled, Abated or Adjusted (1993)	
Other Welfare Services		ISSUED AND OUTSTANDING		Transfer to Foreclosed Property	
RECREATION and CONSERVATION		SCHOOL		Balance December 31, 1993	
Beaches and Boardwalks		Self-Liquidating		PROPERTY ACQUIRED BY DEED OR	
Parks, Playgrounds, Shade Trees		Other		FORECLOSURE	
Land Reclamation & Conservation	236,252.78	Total		Balance January 1, 1993	
Other Recreational Services	1,733,214.00	EQUALIZED VALUATION BASIS		Transfers From Taxes or Liens	
EDUCATION (excluding schools)		FOR NET DEBT COMPUTATION		Sale For Cash (1993)	
Libraries	2,311,155.00	REAL PROPERTY VALUATIONS		Cancelled, Abated or Adjusted (1993)	
Other Educational Services		Code Class # of Parcels % VAL'N		Balance December 31, 1993	
STATUTORY EXPENDITURES		ASSESSED VALUATION		CURRENT FINANCES DECEMBER 31, 1993	
Pensions & F. I. C. A.	5,180,712.00	1 Vocont Land 746 1.97		ASSETS	
Employee Fringe Benefits	7,874,000.00	2 Residential 14124 49.90		Cosh Dec. 31, 1993	
Other Statutory Expenditures		3 Farm		Taxes Receivable	
CETA And Other Public Employment Programs		4a Commercial 2004 21.66		Tax Title Liens	
MUNICIPAL FUNCTIONS TOTAL	79,457,706.96	4b Industrial 219 13.37		Foreclosed Property	
CAPITAL IMPROVEMENTS *MEMO*	10,000.00	4c Apartments 588 12.60		Emergencies & Other Deferred Charges	
DEBT SERVICE		Total 17681		State and Federal Aid Receivable	
Principal Payments	4,460,000.00	Land Area 11.69 Sq. Miles		Other Receivables	
Interest Payments	5,841,393.27	Net Valuation Taxable-Municipal		Total	
TYPE I SCHL DEBT *MEMO	3,846,393.50	Net Valuation Taxable-County		LIABILITIES, RESERVES, AND SURPLUS	
DEFERRED CHARGES	752,592.22	State Equalized Valuation		Cash Liabilities	
SCHOOL, COUNTY, SPECIAL DISTRICT TAXES	55,324,634.42	State Equalization Ratio		Reserves for Receivables	
RESERVE FOR UNCOLLECTED TAXES	4,716,000.00			Surplus Dec. 31, 1993	
EXPENDITURES TOTAL	150,552,331.87			Total	

0834

Population 1990 **3,806**
 Population 1993 **3,933**
 S & P Rating
 Moody Rating

General Tax Rate Per \$100. **3.99**
 State Equalized Tax Rate **2.42**

ELK TOWNSHIP - GLOUCESTER COUNTY

Form of Government:
Township Committee

Number of Members on Governing Body - 3

PER CAPITA:

Gross Debt **2,303.32**
 Net Debt **174.61**
 Debt Service **27.36**
 Total Tax Levy **799.15**
 Municipal Expenditures **517.76**

PER CENT:

Gross Debt **7.18**
 Net Debt **.54**
 Tax Levy Collected **88.76**
 Tax Levy Cancelled, Abated or Adjusted **.35**

EXPENDITURES		REVENUES-REALIZED		1993 PROPERTY TAX	
GENERAL GOVERNMENT				STATE EQUALIZED TAX RATE	
Governing Body & Public Boards		1993 Property Taxes Collected	2,789,805.09	Local District School Taxes	.62
Municipal Clerk		1993 Payments in Lieu of Taxes		Regional & Consolidated School Tax	.56
Financial Administration	27,500.00	Delinquent Tax & Lien Collections	354,392.02	School Taxes in Municipal Budget	
Assessment of Taxes	18,470.00	Business Personalty Replacement Taxes	19,123.16	County Taxes	.62
Collection of Taxes	21,700.00	Taxes From Public Utilities	269,708.57	County Library Taxes	.03
Planning, Housing & Development	21,349.00	Other Miscellaneous Tax Revenues		Local Municipal Purpose Taxes	.58
Human Resources	62,409.00	State Aid Revenues	287,033.19	Veteran & Senior Citizen Taxes	
Elections	2,578.00	Federal Aid Revenues		Total Taxes for Rate Computation	2.41
General Administration (other)	181,702.00			Special District Taxes	
JUDICIARY		Sale of Acquired Property		Bank Corp. Taxes	
Municipal Courts	54,962.00	Other Miscellaneous Revenues	241,556.80	Added and Omitted Taxes	
PUBLIC SAFETY		Total	3,961,616.83	Total Taxes Levied - ABSTRACT	3,143,046.53
Fire Protection	62,225.20	Prior Years Surplus Appropriated	236,086.57	Total Taxes Billed	3,143,046.53
Police Protection	351,500.00	REVENUES	4,197,703.40	1993 TAXES COLLECTED	2,789,805.09
Civil Defense & Disaster Control	1,000.00	Reserve For Uncollected Taxes	379,610.00	1993 Taxes Cancelled, Abated or Adjusted	10,967.19
Environmental Inspection & Control	36,591.00	CAPITAL OUTLAY	130,933.47	Transfer to Tax Title Liens or Foreclosed	22,299.57
Other Public Safety		TOTAL		Balance Outstanding Dec. 31, 1993	319,974.68
PUBLIC WORKS				PRIOR YEARS TAXES OUTSTANDING	
Streets and Drainage	183,135.00	Public Enterprises		Balance January 1, 1993	361,343.17
Sewers and Sewage Processing	31,060.00	Recreation-Culture		Collected in 1993	327,471.05
Garbage and Trash Disposal	259,070.00	Public Works		Cancelled, Abated or Adjusted 1993	3,537.27
Public Buildings and Grounds	59,250.00	Buildings and Grounds	130,933.47	Transfers to Tax Title Liens or Foreclosed	2,358.18
Other Public Works		Library and Education		Balance December 31, 1993	27,976.67
HEALTH and WELFARE		Conservation		TAX TITLE LIENS OUTSTANDING	
Health Services Except Environmental	2,760.00	All Other		Balance January 1, 1993	100,105.19
Welfare-Public Assistance	6,697.00	CAPITAL DEBT AUTHORIZED, DECEMBER 31, 1993		Transfer From Taxes	24,934.03
Hospital, Clinics, First Aid		ISSUED AND UNISSUED		Redeemed In 1993	26,920.97
Animal, Insect, & Radent Control	200.00	School	8,467,590	Cancelled, Abated or Adjusted (1993)	
Other Welfare Services		Self-Liquidating		Transfer to Foreclosed Property	
RECREATION and CONSERVATION		Other	591,352	Balance December 31, 1993	98,118.25
Beaches and Boardwalks		Total	9,058,942	PROPERTY ACQUIRED BY DEED OR FORECLOSURE	
Parks, Playgrounds, Shade Trees		ISSUED AND OUTSTANDING		Balance January 1, 1993	216,379.00
Land Reclamation & Conservation	3,079.23	School	8,467,299.32	Transfers From Taxes or Liens	
Other Recreational Services	12,000.00	Self-Liquidating		Sale For Cash (1993)	
EDUCATION (excluding schools)		Other	582,421.69	Cancelled, Abated or Adjusted (1993)	
Libraries		Total	9,049,721.01	Balance December 31, 1993	216,379.00
Other Educational Services		EQUALIZED VALUATION BASIS		CURRENT FINANCES DECEMBER 31, 1993	
STATUTORY EXPENDITURES		FOR NET DEBT COMPUTATION	126,184,728	ASSETS	
Pensions & F. I. C. A.	92,916.00	REAL PROPERTY VALUATIONS		Cash Dec. 31, 1993	999,892.10
Employee Fringe Benefits	50,500.00	Code Class # of Parcels % VAL'N		Taxes Receivable	347,951.35
Other Statutory Expenditures		1 Vacant Land 492 4.24	3,252,800.00	Tax Title Liens	98,118.25
CETA And Other Public Employment Programs		2 Residential 1070 75.24	57,694,100.00	Foreclosed Property	216,379.00
MUNICIPAL FUNCTIONS		3 Farm 379 13.34	10,229,700.00	Emergencies & Other Deferred Charges	8,460.00
CAPITAL IMPROVEMENTS	1,540,653.43	4a Commercial 30 6.69	5,132,700.00	State and Federal Aid Receivable	238.09
DEBT SERVICE		4b Industrial 1 .48	369,500.00	Other Receivables	124,641.43
Principal Payments	77,693.02	4c Apartments		Total	1,795,680.22
Interest Payments	29,931.35	Total	1972	LIABILITIES, RESERVES, AND SURPLUS	
		Land Area 19.60 Sq. Miles		Cash Liabilities	580,845.64
DEFERRED CHARGES	8,460.00	Net Valuation Taxable-Municipal	77,297,284	Reserves for Receivables	787,090.03
SCHOOL, COUNTY, SPECIAL DISTRICT TAXES	2,335,356.62	Net Valuation Taxable-County	128,971,782	Surplus Dec. 31, 1993	427,744.55
RESERVE FOR UNCOLLECTED TAXES	379,610.00	State Equalized Valuation	127,151,157	Total	1,795,680.22
EXPENDITURES	4,371,704.42	State Equalization Ratio	60.60		

1702

Population 1990 1,571
 Population 1993 1,560
 S & P Rating
 Moody Rating

General Tax Rate Per \$100.
 2.59
 State Equalized Tax Rate
 2.46

ELMER BOROUGH - SALEM COUNTY
Form of Government:
Borough Council
Number of Members on Governing Body - 6

PER CAPITA:
 Gross Debt 364.46
 Net Debt 206.89
 Debt Service 30.82
 Total Tax Levy 919.28
 Municipal Expenditures 487.06

PER CENT:
 Gross Debt 1.05
 Net Debt .60
 Tax Levy Collected 89.11
 Tax Levy Cancelled, Abated or Adjusted

EXPENDITURES		REVENUES-REALIZED		1993 PROPERTY TAX	
GENERAL GOVERNMENT				STATE EQUALIZED TAX RATE	
Governing Body & Public Boards		1993 Property Taxes Collected	1,279,723.00	Local District School Taxes	1.30 757,407.00
Municipal Clerk		1993 Payments in Lieu of Taxes		Regional & Consolidated School Tax	
Financial Administration	20,234.00	Delinquent Tax & Lien Collections	146,748.00	School Taxes in Municipal Budget	
Assessment of Taxes	7,200.00	Business Personalty Replacement Taxes	17,680.00	County Taxes	.75 435,441.87
Collection of Taxes	9,103.00	Taxes From Public Utilities	63,514.00	County Library Taxes	
Planning, Housing & Development	2,600.00	Other Miscellaneous Tax Revenues		Local Municipal Purpose Taxes	.41 236,789.50
Human Resources	4,126.00	State Aid Revenues	97,702.00	Veteran & Senior Citizen Taxes	
Elections	5.00	Federal Aid Revenues		Total Taxes for Rate Computation	2.46 1,450,588.37
General Administration (other)	117,100.00			Special District Taxes	
JUDICIARY		Sale of Acquired Property		Bank Corp. Taxes	
Municipal Courts	27,083.00	Other Miscellaneous Revenues	94,343.00	Added and Omitted Taxes	
PUBLIC SAFETY		Total	1,699,710.00	Total Taxes Levied - ABSTRACT	1,434,077.37
Fire Protection	40,618.00	Prior Years Surplus Appropriated	149,784.00	Total Taxes Billed	1,436,108.00
Police Protection	120,986.00	REVENUES TOTAL	1,849,494.00	1993 TAXES COLLECTED	1,279,723.00
Civil Defense & Disaster Control	1,700.00	Reserve For Uncollected Taxes	173,260.00	1993 Taxes Cancelled, Abated or Adjusted	
Environmental Inspection & Control	10,201.00	CAPITAL OUTLAY TOTAL	156,597.00	Transfer to Tax Title Liens or Foreclosed	6,470.00
Other Public Safety				Balance Outstanding Dec. 31, 1993	150,515.00
PUBLIC WORKS		Public Enterprises	316.00	PRIOR YEARS TAXES OUTSTANDING	
Streets and Drainage	18,000.00	Recreation-Culture		Balance January 1, 1993	151,104.00
Sewers and Sewage Processing	16,500.00	Public Works	127,123.00	Collected in 1993	146,207.00
Garbage and Trash Disposal	76,000.00	Buildings and Grounds	29,158.00	Cancelled, Abated or Adjusted 1993	
Public Buildings and Grounds	10,400.00	Library and Education		Transfers to Tax Title Liens or Foreclosed	
Other Public Works	7,000.00	Conservation		Balance December 31, 1993	4,897.00
HEALTH and WELFARE		All Other		TAX TITLE LIENS OUTSTANDING	
Health Services Except Environmental	3,300.00			Balance January 1, 1993	21,458.00
Welfare-Public Assistance	1,300.00	CAPITAL DEBT AUTHORIZED, DECEMBER 31, 1993		Transfer From Taxes	6,470.00
Hospital, Clinics, First Aid		ISSUED AND UNISSUED		Redeemed in 1993	541.00
Animal, Insect, & Rodent Control	1,605.00	School		Cancelled, Abated or Adjusted (1993)	
Other Welfare Services		Self-Liquidating	245,800	Transfer to Foreclosed Property	
RECREATION and CONSERVATION		Other	322,750	Balance December 31, 1993	27,387.00
Beaches and Boardwalks		Total	568,550	PROPERTY ACQUIRED BY DEED OR FORECLOSURE	
Parks, Playgrounds, Shade Trees	7,000.00			Balance January 1, 1993	
Land Reclamation & Conservation		ISSUED AND OUTSTANDING		Transfers From Taxes or Liens	
Other Recreational Services	23,099.00	School		Sale For Cash (1993)	
EDUCATION (excluding schools)		Self-Liquidating	176,674.00	Cancelled, Abated or Adjusted (1993)	
Libraries	1,900.00	Other	302,053.00	Balance December 31, 1993	
Other Educational Services		Total	478,727.00	CURRENT FINANCES DECEMBER 31, 1993	
STATUTORY EXPENDITURES		EQUALIZED VALUATION BASIS FOR NET DEBT COMPUTATION	53,902,234	ASSETS	
Pensions & F. I. C. A.	10,961.00	REAL PROPERTY VALUATIONS		Cash Dec. 31, 1993	332,695.00
Employee Fringe Benefits		Code Class # of Parcels % VAL'N	ASSESSED VALUATION	Taxes Receivable	155,412.00
Other Statutory Expenditures	450.00	1 Vacant Land 64 1.21	644,200.00	Tax Title Liens	27,387.00
CETA And Other Public Employment Programs		2 Residential 475 76.65	40,811,300.00	Foreclosed Property	
MUNICIPAL FUNCTIONS		3 Farm 24 1.01	540,100.00	Emergencies & Other Deferred Charges	6,077.00
CAPITAL IMPROVEMENTS		4a Commercial 57 21.12	11,247,000.00	State and Federal Aid Receivable	
DEBT SERVICE		4b Industrial		Other Receivables	592.00
Principal Payments	38,100.00	4c Apartments		Total	522,386.00
Interest Payments	9,981.00	Total 620	53,242,600.00	LIABILITIES, RESERVES, AND SURPLUS	
DEFERRED CHARGES		Land Area .30 Sq. Miles		Cash Liabilities	220,417.00
SCHOOL, COUNTY, SPECIAL DISTRICT TAXES	1,192,848.87	Net Valuation Taxable-Municipal	55,301,698	Reserves for Receivables	183,391.00
RESERVE FOR UNCOLLECTED TAXES	173,260.00	Net Valuation Taxable-County	56,891,709	Surplus Dec. 31, 1993	118,578.00
EXPENDITURES		State Equalized Valuation	58,015,583	Total	522,386.00
TOTAL	1,952,657.87	State Equalization Ratio	95.15		

Population 1990 **17,623**
 Population 1993 **17,730**
 S & P Rating
 Moody Rating **A1**

General Tax Rate Per \$100. **1.68**
 State Equalized Tax Rate **1.83**

ELMWOOD PARK BOROUGH - BERGEN CO.

Form of Government:

Borough Council

Number of Members on Governing Body - 6

PER CAPITA

Gross Debt **309.35**
 Net Debt **297.21**
 Debt Service **47.87**
 Total Tax Levy **1,143.88**
 Municipal Expenditures **1,110.58**

PER CENT:

Gross Debt **.48**
 Net Debt **.46**
 Tax Levy Collected **97.33**
 Tax Levy Cancelled, Abated or Adjusted **.33**

EXPENDITURES		REVENUES-REALIZED		1993 PROPERTY TAX	
GENERAL GOVERNMENT				STATE EQUALIZED TAX RATE	
Governing Body & Public Boords	22,350.00	1993 Property Taxes Collected		Local District School Taxes	1.02
Municipal Clerk		1993 Payments in Lieu of Taxes		Regional & Consolidated School Tax	
Financial Administration	26,500.00	Delinquent Tax & Lien Collections		School Taxes in Municipal Budget	
Assessment of Taxes	247,050.00	Business Personalty Replacement Taxes		County Taxes	.27
Collection of Taxes	108,550.00	Taxes From Public Utilities		County Library Taxes	
Planning, Housing & Development	18,450.00	Other Miscellaneous Tax Revenues		Local Municipal Purpose Taxes	.53
Human Resources	3,817.00	State Aid Revenues		Veteran & Senior Citizen Taxes	
Elections	5,200.00	Federal Aid Revenues		Total Taxes for Rate Computation	1.82
General Administration (other)	1,049,512.00	Sale of Acquired Property		Special District Taxes	
JUDICIARY		Other Miscellaneous Revenues		Bank Corp. Taxes	
Municipal Courts	126,258.00	Total		Added and Omitted Taxes	
PUBLIC SAFETY		32,821,578.29		Total Taxes Levied - ABSTRACT	
Fire Protection	143,595.00	Prior Years Surplus Appropriated		Total Taxes Billed	
Police Protection	2,238,532.00	REVENUES		1993 TAXES COLLECTED	
Civil Defense & Disaster Control	500.00	Reserve For Uncollected Taxes		1993 Taxes Cancelled, Abated or Adjusted	
Environmental Inspection & Control	143,200.00	CAPITAL OUTLAY		Transfer to Tax Title Liens or Foreclosed	
Other Public Safety		TOTAL		Balance Outstanding Dec. 31, 1993	
PUBLIC WORKS		1,010,902.20		PRIOR YEARS TAXES OUTSTANDING	
Streets and Drainage	547,084.00	Public Enterprises		Balance January 1, 1993	
Sewers and Sewage Processing	9,920,500.00	Recreation-Culture		Collected in 1993	
Gorbage and Trash Disposal	1,493,940.00	Public Works		Cancelled, Abated or Adjusted 1993	
Public Buildings and Grounds	202,971.00	Buildings and Grounds		Transfers to Tax Title Liens or Foreclosed	
Other Public Works	45,000.00	Library and Education		Balance December 31, 1993	
HEALTH and WELFARE		Conservation		TAX TITLE LIENS OUTSTANDING	
Health Services Except Environmental	194,486.00	All Other		Balance January 1, 1993	
Welfare-Public Assistance	32,850.00	CAPITAL DEBT AUTHORIZED, DECEMBER 31, 1993		Transfer From Taxes	
Hospital, Clinics, First Aid		ISSUED AND UNISSUED		Redeemed In 1993	
Animal, Insect, & Rodent Control	11,200.00	GROSS DEBT		Cancelled, Abated or Adjusted (1993)	
Other Welfare Services	3,000.00	NET DEBT		Transfer to Foreclosed Property	
RECREATION and CONSERVATION		SCHOOL		Balance December 31, 1993	
Beaches and Boardwalks		Self-Liquidating		PROPERTY ACQUIRED BY DEED OR FORECLOSURE	
Parks, Playgrounds, Shade Trees	2,000.00	Other		Balance January 1, 1993	
Land Reclamation & Conservation		Total		Transfers From Taxes or Liens	
Other Recreational Services	268,850.00	ISSUED AND OUTSTANDING		Sale For Cash (1993)	
EDUCATION (excluding schools)		SCHOOL		Cancelled, Abated or Adjusted (1993)	
Libraries	420,000.00	Self-Liquidating		Balance December 31, 1993	
Other Educational Services		Other		CURRENT FINANCES DECEMBER 31, 1993	
STATUTORY EXPENDITURES		Total		ASSETS	
Pensions & F. I. C. A.	171,398.00	EQUALIZED VALUATION BASIS		Cash Dec. 31, 1993	
Employee Fringe Benefits	710,000.00	FOR NET DEBT COMPUTATION		Taxes Receivable	
Other Statutory Expenditures	20,000.00	REAL PROPERTY VALUATIONS		Tax Title Liens	
CETA And Other Public Employment Programs		Code Class # of Parcels % VAL'N		Foreclosed Property	
MUNICIPAL FUNCTIONS		1		Emergencies & Other Deferred Charges	
CAPITAL IMPROVEMENTS		2		State and Federal Aid Receivable	
DEBT SERVICE		3		Other Receivables	
Principal Payments	490,000.00	4a		Total	
Interest Payments	358,773.00	4b		LIABILITIES, RESERVES, AND SURPLUS	
		4c		Cash Liabilities	
		Total		Reserves for Receivables	
DEFERRED CHARGES		Land Area 2.50 Sq. Miles		Surplus Dec. 31, 1993	
SCHOOL, COUNTY, SPECIAL DISTRICT TAXES	5,350.00	Net Valuation Taxable-Municipal		Total	
RESERVE FOR UNCOLLECTED TAXES	14,394,467.91	Net Valuation Taxable-County			
EXPENDITURES	660,639.00	State Equalized Valuation			
TOTAL	34,085,021.91	State Equalization Ratio			

1703

Population 1990 1,170

Population 1993 1,107

S & P Rating

Moody Rating

General Tax Rate Per \$100.

2.29

State Equalized Tax Rate

2.21

ELSINBORO TOWNSHIP - SALEM COUNTY

Form of Government

Township Committee

Number of Members on Governing Body - 3

PER CAPITA:

Grass Debt 225.34

Net Debt

Debt Service

Total Tax Levy 1,133.95

Municipal Expenditures 472.26

PER CENT:

Grass Debt .46

Net Debt

Tax Levy Collected 93.49

Tax Levy Cancelled, Abated

or Adjusted .90

EXPENDITURES		REVENUES-REALIZED		1993 PROPERTY TAX	
GENERAL GOVERNMENT		1993 Property Taxes Collected		STATE EQUALIZED TAX RATE	
Governing Body & Public Boards		1993 Payments in Lieu of Taxes	1,173,605.59	Local District School Taxes	1.15
Municipal Clerk	23,950.00	Delinquent Tax & Lien Collections	73,485.91	Regional & Consolidated School Tax	
Financial Administration	9,500.00	Business Personality Replacement Taxes	8,728.88	School Taxes in Municipal Budget	
Assessment of Taxes	9,000.00	Taxes From Public Utilities	101,637.00	County Taxes	.75
Collection of Taxes	3,125.00	Other Miscellaneous Tax Revenues	74,726.48	County Library Taxes	
Planning, Housing & Development	9,613.20	State Aid Revenues		Local Municipal Purpose Taxes	.30
Human Resources		Federal Aid Revenues		Veteran & Senior Citizen Taxes	
Elections	53,000.00			Total Taxes for Rate Computation	2.20
General Administration (other)				Special District Taxes	
JUDICIARY				Bank Corp. Taxes	
Municipal Courts				Added and Omitted Taxes	1,557.20
PUBLIC SAFETY				Total Taxes Levied - ABSTRACT	1,255,285.93
Fire Protection	25,834.72			Total Taxes Billed	1,255,285.93
Police Protection	74,000.00			1993 TAXES COLLECTED	1,173,605.59
Civil Defense & Disaster Control	3,400.00			1993 Taxes Cancelled, Abated or Adjusted	11,279.16
Environmental Inspection & Control	9,500.00			Transfer to Tax Title Liens or Foreclosed	107.56
Other Public Safety				Balance Outstanding Dec. 31, 1993	70,293.52
PUBLIC WORKS				PRIOR YEARS TAXES OUTSTANDING	
Streets and Drainage	37,000.00			Balance January 1, 1993	74,960.40
Sewers and Sewage Processing	30,000.00			Collected in 1993	73,485.91
Garbage and Trash Disposal	70,000.00			Cancelled, Abated or Adjusted 1993	
Public Buildings and Grounds	6,300.00			Transfers to Tax Title Liens or Foreclosed	
Other Public Works				Balance December 31, 1993	1,474.49
HEALTH and WELFARE				TAX TITLE LIENS OUTSTANDING	
Health Services Except Environmental	375.00			Balance January 1, 1993	1,053.58
Welfare-Public Assistance	2,400.00			Transfer From Taxes	107.56
Hospital, Clinics, First Aid	500.00			Redeemed in 1993	
Animal, Insect, & Rodent Control	6,700.00			Cancelled, Abated or Adjusted (1993)	
Other Welfare Services				Transfer to Foreclosed Property	
RECREATION and CONSERVATION				Balance December 31, 1993	1,161.14
Beaches and Boardwalks				PROPERTY ACQUIRED BY DEED OR	
Parks, Playgrounds, Shade Trees	7,107.37			FORECLOSURE	
Land Reclamation & Conservation	7,335.00			Balance January 1, 1993	4,200.00
Other Recreational Services				Transfers From Taxes or Liens	
EDUCATION (excluding schools)				Sale For Cash (1993)	
Libraries	300.00			Cancelled, Abated or Adjusted (1993)	
Other Educational Services				Balance December 31, 1993	4,200.00
STATUTORY EXPENDITURES				CURRENT FINANCES DECEMBER 31, 1993	
Pensions & F. I. C. A.	8,700.00			ASSETS	
Employee Fringe Benefits				Cash Dec. 31, 1993	384,589.56
Other Statutory Expenditures				Taxes Receivable	71,768.01
CETA And Other Public Employment Programs				Tax Title Liens	1,161.14
MUNICIPAL FUNCTIONS				Foreclosed Property	4,200.00
CAPITAL IMPROVEMENTS	397,640.29			Emergencies & Other Deferred Charges	40,000.00
DEBT SERVICE	25,000.00			State and Federal Aid Receivable	6,564.74
Principal Payments				Other Receivables	6,314.68
Interest Payments				Total	514,598.13
DEFERRED CHARGES	17,631.14			LIABILITIES, RESERVES, AND SURPLUS	
SCHOOL, COUNTY, SPECIAL DISTRICT TAXES	1,081,653.79			Cash Liabilities	208,304.48
RESERVE FOR UNCOLLECTED TAXES	107,553.51			Reserves for Receivables	83,443.83
EXPENDITURES TOTAL	1,604,453.73			Surplus Dec. 31, 1993	222,849.82
				Total	514,598.13

0214

Population 1990 6,930
 Population 1993 6,859
 S & P Rating
 Moody Rating A1

General Tax Rate Per \$100. 2.98
 State Equalized Tax Rate 2.23

EMERSON BOROUGH - BERGEN COUNTY

Form of Government:
 Borough Council

Number of Members on Governing Body - 6

PER CAPITA:

Gross Debt 425.91
 Net Debt 422.09
 Debt Service 125.05
 Total Tax Levy 1,952.65
 Municipal Expenditures 926.08

PER CENT:

Gross Debt .49
 Net Debt .48
 Tax Levy Collected 97.30
 Tax Levy Cancelled, Abated
 or Adjusted .26

EXPENDITURES		REVENUES-REALIZED		1993 PROPERTY TAX	
GENERAL GOVERNMENT		1993 Property Taxes Collected		STATE EQUALIZED TAX RATE	
Governing Body & Public Boards		13,045,044.00		Local District School Taxes 1.43	
Municipal Clerk				Regional & Consolidated School Tax	
Financial Administration	94,659.00			School Taxes in Municipal Budget	
Assessment of Taxes	15,739.00			County Taxes .28	
Collection of Taxes	60,601.00			County Library Taxes	
Planning, Housing & Development	11,724.00			Local Municipal Purpose Taxes .52	
Human Resources	77,777.00			Veteran & Senior Citizen Taxes	
Elections	2,645.00			Total Taxes for Rate Computation 2.23	
General Administration (other)	394,568.00			Special District Taxes	
JUDICIARY				Bank Corp. Taxes	
Municipal Courts	69,200.00			Added and Omitted Taxes	
PUBLIC SAFETY				Total Taxes Levied - ABSTRACT	
Fire Protection	150,850.00			Total Taxes Billed	
Police Protection	1,271,342.00			1993 TAXES COLLECTED	
Civil Defense & Disaster Control	7,600.00			1993 Taxes Cancelled, Abated or Adjusted	
Environmental Inspection & Control	54,977.00			Transfer to Tax Title Liens or Foreclosed	
Other Public Safety				Balance Outstanding Dec. 31, 1993	
PUBLIC WORKS				PRIOR YEARS TAXES OUTSTANDING	
Streets and Drainage	255,645.00			Balance January 1, 1993	
Sewers and Sewage Processing	555,766.00			Collected in 1993	
Garbage and Trash Disposal	855,797.00			Cancelled, Abated or Adjusted 1993	
Public Buildings and Grounds	48,028.00			Transfers to Tax Title Liens or Foreclosed	
Other Public Works	88,552.00			Balance December 31, 1993	
HEALTH and WELFARE				TAX TITLE LIENS OUTSTANDING	
Health Services Except Environmental	67,043.00			Balance January 1, 1993	
Welfare-Public Assistance	4,800.00			Transfer From Taxes	
Hospital, Clinics, First Aid				Redeemed In 1993	
Animal, Insect, & Rodent Control	5,373.00			Cancelled, Abated or Adjusted (1993)	
Other Welfare Services				Transfer to Foreclosed Property	
RECREATION and CONSERVATION				Balance December 31, 1993	
Beaches and Boardwalks	3,600.00			PROPERTY ACQUIRED BY DEED OR	
Parks, Playgrounds, Shade Trees	106,054.00			FORECLOSURE	
Land Reclamation & Conservation	37,500.00			Balance January 1, 1993	
Other Recreational Services				Transfers From Taxes or Liens	
EDUCATION (excluding schools)				Sale For Cash (1993)	
Libraries	199,651.00			Cancelled, Abated or Adjusted (1993)	
Other Educational Services				Balance December 31, 1993	
STATUTORY EXPENDITURES				CURRENT FINANCES DECEMBER 31, 1993	
Pensions & F. I. C. A.	211,984.00			ASSETS	
Employee Fringe Benefits	317,056.00			Cash Dec. 31, 1993	
Other Statutory Expenditures	5,500.00			Taxes Receivable	
CETA And Other Public Employment Programs				Tax Title Liens	
MUNICIPAL FUNCTIONS				Foreclosed Property	
CAPITAL IMPROVEMENTS	20,000.00			Emergencies & Other Deferred Charges	
DEBT SERVICE				State and Federal Aid Receivable	
Principal Payments	695,000.00			Other Receivables	
Interest Payments	162,709.00			Total	
DEFERRED CHARGES				LIABILITIES, RESERVES, AND SURPLUS	
SCHOOL, COUNTY, SPECIAL DISTRICT TAXES	9,871.00			Cash Liabilities	
RESERVE FOR UNCOLLECTED TAXES	10,259,062.43			Reserves for Receivables	
EXPENDITURES				Surplus Dec. 31, 1993	
TOTAL	16,611,039.43			Total	

Population 1990 24,850
 Population 1993 24,821
 S & P Rating
 Moody Rating AA

General Tax Rate Per \$100.

2.53

State Equalized Tax Rate

2.45

ENGLEWOOD CITY - BERGEN COUNTY

Form of Government:

Special Charter (CH 124-1978)

Number of Members on Governing Body - 5

PER CAPITA:

Gross Debt 734.69
 Net Debt 339.53
 Debt Service 123.84
 Total Tax Levy 2,077.97
 Municipal Expenditures 1,411.96

PER CENT:

Gross Debt .94
 Net Debt .39
 Tax Levy Collected 93.46
 Tax Levy Cancelled, Abated
 or Adjusted .66

EXPENDITURES		REVENUES-REALIZED		1993 PROPERTY TAX	
GENERAL GOVERNMENT				STATE EQUALIZED TAX RATE	
Governing Body & Public Boards	14,200.00	1993 Property Taxes Collected	48,268,623.85	Local District School Taxes	1.03
Municipal Clerk	105,621.00	1993 Payments in Lieu of Taxes	267,137.24	Regional & Consolidated School Tax	
Financial Administration	372,014.00	Delinquent Tax & Lien Collections	2,805,798.57	School Taxes in Municipal Budget	.05
Assessment of Taxes	460,725.00	Business Personalty Replacement Taxes	648,290.56	County Taxes	.28
Collection of Taxes	121,773.00	Taxes From Public Utilities	2,099,488.94	County Library Taxes	
Planning, Housing & Development	186,154.00	Other Miscellaneous Tax Revenues		Local Municipal Purpose Taxes	1.09
Human Resources	166,681.00	State Aid Revenues	2,904,033.78	Veteran & Senior Citizen Taxes	
Elections		Federal Aid Revenues		Total Taxes for Rate Computation	2.45
General Administration (other)	4,788,773.00			Special District Taxes	
JUDICIARY		Sale of Acquired Property		Bank Corp. Taxes	
Municipal Courts	284,478.31	Other Miscellaneous Revenues	2,416,199.96	Added and Omitted Taxes	
PUBLIC SAFETY		Total	59,409,572.90	Total Taxes Levied - ABSTRACT	51,577,196.46
Fire Protection	3,292,379.00	Prior Years Surplus Appropriated	1,950,000.00	Total Taxes Billed	51,646,737.96
Police Protection	6,136,210.00	REVENUES	61,359,572.90	1993 TAXES COLLECTED	48,268,623.85
Civil Defense & Disaster Control	29,000.00	Reserve For Uncollected Taxes	3,789,810.00	1993 Taxes Cancelled, Abated or Adjusted	333,085.04
Environmental Inspection & Control	345,232.00	TOTAL	1,647,911.00	Transfer to Tax Title Liens or Foreclosed	53,956.30
Other Public Safety				Balance Outstanding Dec. 31, 1993	2,991,072.77
PUBLIC WORKS		CAPITAL OUTLAY		PRIOR YEARS TAXES OUTSTANDING	
Streets and Drainage	1,376,811.00	Public Enterprises		Balance January 1, 1993	2,840,682.00
Sewers and Sewage Processing	3,641,228.00	Recreation-Culture	950,000.00	Collected in 1993	2,748,689.53
Garbage and Trash Disposal	1,850,000.00	Public Works	99,625.00	Cancelled, Abated or Adjusted 1993	
Public Buildings and Grounds	666,673.00	Buildings and Grounds	598,286.00	Transfers to Tax Title Liens or Foreclosed	2,856.98
Other Public Works	198,622.47	Library and Education		Balance December 31, 1993	89,135.49
HEALTH and WELFARE		Conservation		TAX TITLE LIENS OUTSTANDING	
Health Services Except Environmental	611,431.00	All Other		Balance January 1, 1993	210,030.00
Welfare-Public Assistance	111,593.00			Transfer From Taxes	56,813.28
Hospital, Clinics, First Aid				Redeemed In 1993	57,109.04
Animal, Insect, & Rodent Control	16,500.00			Cancelled, Abated or Adjusted (1993)	
Other Welfare Services				Transfer to Foreclosed Property	
RECREATION and CONSERVATION				Balance December 31, 1993	209,734.24
Beaches and Boardwalks				PROPERTY ACQUIRED BY DEED OR FORECLOSURE	
Parks, Playgrounds, Shade Trees	317,567.00			Balance January 1, 1993	70,979.00
Land Reclamation & Conservation	124,388.56			Transfers From Taxes or Liens	
Other Recreational Services	420,437.00			Sale For Cash (1993)	
EDUCATION (excluding schools)				Cancelled, Abated or Adjusted (1993)	
Libraries	985,116.00			Balance December 31, 1993	70,979.00
Other Educational Services	4,875.00			CURRENT FINANCES DECEMBER 31, 1993	
STATUTORY EXPENDITURES				ASSETS	
Pensions & F. I. C. A.	1,522,700.00			Cash Dec. 31, 1993	8,432,596.87
Employee Fringe Benefits				Taxes Receivable	3,080,208.26
Other Statutory Expenditures				Tax Title Liens	209,734.24
CETA And Other Public Employment Programs				Foreclosed Property	70,979.00
MUNICIPAL FUNCTIONS				Emergencies & Other Deferred Charges	360,000.00
CAPITAL IMPROVEMENTS				State and Federal Aid Receivable	2,360.26
DEBT SERVICE				Other Receivables	11,117.36
Principal Payments	2,446,200.00			Total	12,166,995.99
Interest Payments	627,681.31			LIABILITIES, RESERVES, AND SURPLUS	
TYPE I SCHL DEBT *MEMO	970,759.30			Cash Liabilities	4,462,738.32
DEFERRED CHARGES	31,353.00			Reserves for Receivables	3,372,038.86
SCHOOL, COUNTY, SPECIAL DISTRICT TAXES	28,303,536.90			Surplus Dec. 31, 1993	4,332,218.81
RESERVE FOR UNCOLLECTED TAXES	3,789,810.00			Total	12,166,995.99
EXPENDITURES					
TOTAL	63,349,768.53				

0216

Population 1990 5,634
 Population 1993 5,553
 S & P Rating
 Moody Rating AA1

General Tax Rate Per \$100 1.14
 State Equalized Tax Rate 1.01

ENGLEWOOD CLIFFS BORO. - BERGEN CO.

Form of Government:
 Borough Council

Number of Members on Governing Body - 6

PER CAPITA:

Gross Debt 932.61
 Net Debt 903.80
 Debt Service 118.83
 Total Tax Levy 2,415.45
 Municipal Expenditures 1,295.76

PER CENT:

Gross Debt .39
 Net Debt .37
 Tax Levy Collected 96.69
 Tax Levy Cancelled, Abated or Adjusted 1.06

EXPENDITURES		REVENUES-REALIZED		1993 PROPERTY TAX	
GENERAL GOVERNMENT				STATE EQUALIZED TAX RATE 1.37	
Governing Body & Public Boards	18,003.00	1993 Property Taxes Collected 13,019,371.09		Local District School Taxes	4,977,492.00
Municipal Clerk				Regional & Consolidated School Tax	
Financial Administration	22,500.00			School Taxes in Municipal Budget	
Assessment of Taxes	22,891.00			County Taxes	3,554,805.89
Collection of Taxes	88,933.00			County Library Taxes	
Planning, Housing & Development	34,277.00			Local Municipal Purpose Taxes	4,872,483.94
Human Resources	100.00			Veteran & Senior Citizen Taxes	27,450.00
Elections				Total Taxes for Rate Computation	13,432,231.83
General Administration (other)	407,676.00			Special District Taxes	
JUDICIARY				Bank Corp. Taxes	
Municipal Courts	81,585.00			Added and Omitted Taxes	8,211.05
PUBLIC SAFETY				Total Taxes Levied - ABSTRACT	13,412,992.89
Fire Protection	178,863.60			Total Taxes Billed	13,465,241.37
Police Protection	1,945,922.90			1993 TAXES COLLECTED	13,019,371.09
Civil Defense & Disaster Control	600.00			1993 Taxes Cancelled, Abated or Adjusted	142,582.04
Environmental Inspection & Control	93,961.00			Transfer to Tax Title Liens or Foreclosed	3,282.06
Other Public Safety				Balance Outstanding Dec. 31, 1993	300,006.18
PUBLIC WORKS		CAPITAL OUTLAY TOTAL 266,807.62		PRIOR YEARS TAXES OUTSTANDING	
Streets and Drainage	578,453.00			Balance January 1, 1993	494,766.98
Sewers and Sewage Processing	744,542.00			Collected in 1993	421,065.49
Garbage and Trash Disposal	516,500.00			Cancelled, Abated or Adjusted 1993	70,534.59
Public Buildings and Grounds	52,000.00			Transfers to Tax Title Liens or Foreclosed	3,166.90
Other Public Works	86,500.00			Balance December 31, 1993	
HEALTH and WELFARE				TAX TITLE LIENS OUTSTANDING	
Health Services Except Environmental	49,528.00			Balance January 1, 1993	
Welfare-Public Assistance	3,300.00			Transfer From Taxes	6,950.77
Hospital, Clinics, First Aid				Redeemed in 1993	
Animal, Insect, & Rodent Control				Cancelled, Abated or Adjusted (1993)	
Other Welfare Services				Transfer to Foreclosed Property	
RECREATION and CONSERVATION				Balance December 31, 1993	6,950.77
Beaches and Boardwalks				PROPERTY ACQUIRED BY DEED OR	
Parks, Playgrounds, Shade Trees	75,726.00			FORECLOSURE	
Land Reclamation & Conservation	72,148.99			Balance January 1, 1993	39,528.00
Other Recreational Services	9,000.00			Transfers From Taxes or Liens	
EDUCATION (excluding schools)				Sale For Cash (1993)	
Libraries	86,000.00			Cancelled, Abated or Adjusted (1993)	
Other Educational Services				Balance December 31, 1993	39,528.00
STATUTORY EXPENDITURES				CURRENT FINANCES DECEMBER 31, 1993	
Pensions & F. I. C. A.	311,099.00			ASSETS	
Employee Fringe Benefits	363,400.00			Cash Dec. 31, 1993	1,160,689.79
Other Statutory Expenditures	10,000.00			Taxes Receivable	300,006.18
CETA And Other Public Employment Programs				Tax Title Liens	6,950.77
MUNICIPAL FUNCTIONS TOTAL 5,853,506.49				Foreclosed Property	39,528.00
CAPITAL IMPROVEMENTS *MEMO*				Emergencies & Other Deferred Charges	
DEBT SERVICE				State and Federal Aid Receivable	7,232.11
Principal Payments	525,000.00			Other Receivables	4,415.49
Interest Payments	134,867.05			Total	1,518,822.34
DEFERRED CHARGES				LIABILITIES, RESERVES, AND SURPLUS	
SCHOOL, COUNTY, SPECIAL DISTRICT TAXES	8,532,297.89			Cash Liabilities	632,047.76
RESERVE FOR UNCOLLECTED TAXES	682,000.00			Reserves for Receivables	350,900.44
EXPENDITURES TOTAL 15,727,671.43				Surplus Dec. 31, 1993	535,874.16
				Total	1,518,822.34

Population 1990 **1,268**
 Population 1993 **1,310**
 S & P Rating
 Moody Rating

General Tax Rate Per \$100.

2.15

State Equalized Tax Rate

2.31**ENGLISHTOWN BORO. - MONMOUTH CO.**

Form of Government:

Borough Council

Number of Members on Governing Body - 6

PER CAPITA:

Gross Debt **2,543.08**Net Debt **784.25**Debt Service **24.04**Total Tax Levy **1,249.25**Municipal Expenditures **567.38**

PER CENT:

Gross Debt **5.21**Net Debt **1.61**Tax Levy Collected **83.27**

Tax Levy Cancelled, Abated

or Adjusted **.93**

EXPENDITURES		REVENUES-REALIZED		1993 PROPERTY TAX	
GENERAL GOVERNMENT				STATE EQUALIZED TAX RATE	
Governing Body & Public Boords	8,300.00	1993 Property Taxes Collected	1,445,650.62	Local District School Taxes	1.04
Municipal Clerk	36,003.40	1993 Payments in Lieu of Taxes		Regional & Consolidated School Tax	.41
Financial Administration	22,470.29	Delinquent Tax & Lien Collections	174,627.16	School Taxes in Municipal Budget	
Assessment of Taxes	6,837.00	Business Personalty Replacement Taxes	20,624.48	County Taxes	.48
Collection of Taxes	11,354.90	Taxes From Public Utilities	83,892.11	County Library Taxes	.02
Planning, Housing & Development	12,381.87	Other Miscellaneous Tax Revenues		Local Municipal Purpose Taxes	.36
Human Resources	16,003.00	State Aid Revenues	74,558.06	Veteran & Senior Citizen Taxes	
Elections	1,200.00	Federal Aid Revenues		Total Taxes for Rate Computation	2.31
General Administration (other)	50,818.03			Special District Taxes	
JUDICIARY		Sale of Acquired Property		Bank Corp. Taxes	
Municipal Courts	18,780.06	Other Miscellaneous Revenues	164,257.43	Added and Omitted Taxes	
PUBLIC SAFETY		Total	1,963,609.86	Total Taxes Levied - ABSTRACT	1,636,516.22
Fire Protection	6,281.04	Prior Years Surplus Appropriated	192,960.00	Total Taxes Billed	1,637,782.96
Police Protection	98,821.06	REVENUES	2,156,569.86	1993 TAXES COLLECTED	1,445,650.62
Civil Defense & Disaster Control	150.00	Reserve For Uncollected Taxes	211,924.19	1993 Taxes Cancelled, Abated or Adjusted	15,203.86
Environmental Inspection & Control	20,064.00	CAPITAL OUTLAY	90,043.75	Transfer to Tax Title Liens or Foreclosed	20,468.73
Other Public Safety		TOTAL	90,043.75	Balance Outstanding Dec. 31, 1993	156,459.75
PUBLIC WORKS		Public Enterprises		PRIOR YEARS TAXES OUTSTANDING	
Streets and Drainage	25,433.53	Recreation-Culture	72,291.00	Balance January 1, 1993	177,499.96
Sewers and Sewage Processing	17,372.00	Public Works		Collected in 1993	174,627.16
Gorbage and Trash Disposal	61,534.76	Buildings and Grounds	17,752.75	Cancelled, Abated or Adjusted 1993	
Public Buildings and Grounds	8,542.00	Library and Education		Transfers to Tax Title Liens or Foreclosed	
Other Public Works	4,000.00	Conservation		Balance December 31, 1993	2,872.80
HEALTH and WELFARE		All Other		TAX TITLE LIENS OUTSTANDING	
Health Services Except Environmental		CAPITAL DEBT AUTHORIZED, DECEMBER 31, 1993		Balance January 1, 1993	52,975.50
Welfare-Public Assistance	2,658.00	ISSUED AND UNISSUED		Transfer From Taxes	25,008.44
Hospital, Clinics, First Aid		School	1,127,468	Redeemed In 1993	
Animal, Insect, & Rodent Control	1,200.00	Self-Liquidating	1,252,218	Cancelled, Abated or Adjusted (1993)	
Other Welfare Services		Other	951,750	Transfer to Foreclosed Property	
RECREATION and CONSERVATION		Total	3,331,437	Balance December 31, 1993	77,983.94
Beaches and Boardwalks		ISSUED AND OUTSTANDING		PROPERTY ACQUIRED BY DEED OR FORECLOSURE	
Parks, Playgrounds, Shade Trees		School	1,127,468.72	Balance January 1, 1993	100.00
Land Reclamation & Conservation	1,000.00	Self-Liquidating	1,252,218.32	Transfers From Taxes or Liens	
Other Recreational Services		Other	284,500.00	Sale For Cash (1993)	
EDUCATION (excluding schools)		Total	2,664,187.04	Cancelled, Abated or Adjusted (1993)	
Libraries		EQUALIZED VALUATION BASIS	63,890,847	Balance December 31, 1993	100.00
Other Educational Services		FOR NET DEBT COMPUTATION		CURRENT FINANCES DECEMBER 31, 1993	
STATUTORY EXPENDITURES		REAL PROPERTY VALUATIONS		ASSETS	
Pensions & F. I. C. A.	11,940.00	Code Class # of Parcels % VAL'N	ASSESSED VALUATION	Cash Dec. 31, 1993	726,850.61
Employee Fringe Benefits	32,958.33	1 Vacant Land 73 8.74	5,860,617.00	Taxes Receivable	159,332.55
Other Statutory Expenditures		2 Residential 402 68.75	46,119,900.00	Tax Title Liens	77,983.94
CETA and Other Public Employment Programs		3 Farm 4 .45	301,500.00	Foreclosed Property	100.00
MUNICIPAL FUNCTIONS	476,103.27	4a Commercial 33 15.94	10,693,929.00	Emergencies & Other Deferred Charges	5,320.21
CAPITAL IMPROVEMENTS	5,000.00	4b Industrial 5 5.01	3,357,450.00	State and Federal Aid Receivable	50.30
DEBT SERVICE		4c Apartments 2 1.11	746,300.00	Other Receivables	102,197.54
Principal Payments	20,000.00	Total 519	67,079,696.00	Total	1,071,834.85
Interest Payments	11,486.17	Land Area .57 Sq. Miles		LIABILITIES, RESERVES, AND SURPLUS	
DEFERRED CHARGES	23,760.00	Net Valuation Taxable-Municipal	70,871,798	Cash Liabilities	275,440.20
SCHOOL, COUNTY, SPECIAL DISTRICT TAXES	1,394,041.61	Net Valuation Taxable-County	67,489,597	Reserves for Receivables	339,614.03
RESERVE FOR UNCOLLECTED TAXES	211,924.19	State Equalized Valuation	66,133,827	Surplus Dec. 31, 1993	456,780.62
EXPENDITURES	2,137,315.24	State Equalization Ratio	107.60	Total	1,071,834.85

0706

Population 1990 **2,139**
 Population 1993 **2,174**
 S & P Rating
 Moody Rating

General Tax Rate Per \$100. **3.25**
 State Equalized Tax Rate **1.63**

ESSEX FELS TOWNSHIP - ESSEX COUNTY

Form of Government:

Borough Council

Number of Members on Governing Body - 6

PER CAPITA:

Gross Debt **39.98**
 Net Debt **20.70**
 Debt Service
 Total Tax Levy **2,685.73**
 Municipal Expenditures **1,084.41**

PER CENT:

Gross Debt **.02**
 Net Debt **.01**
 Tax Levy Collected **97.84**
 Tax Levy Cancelled, Abated or Adjusted **.21**

EXPENDITURES		REVENUES-REALIZED		1993 PROPERTY TAX	
GENERAL GOVERNMENT				STATE EQUALIZED TAX RATE	
Governing Body & Public Boards		1993 Property Taxes Collected	5,716,896.88	Local District School Taxes	.33
Municipal Clerk		1993 Payments in Lieu of Taxes		Regional & Consolidated School Tax	.33
Financial Administration	55,908.63	Delinquent Tax & Lien Collections	149,933.97	School Taxes in Municipal Budget	
Assessment of Taxes	9,545.00	Business Personalty Replacement Taxes	6,004.24	County Taxes	.70
Collection of Taxes	16,152.45	Taxes From Public Utilities	210,249.00	County Library Taxes	
Planning, Housing & Development	8,234.55	Other Miscellaneous Tax Revenues		Local Municipal Purpose Taxes	.28
Human Resources	71,023.32	State Aid Revenues	230,682.34	Veteran & Senior Citizen Taxes	
Elections	985.00	Federal Aid Revenues	19.82	Total Taxes for Rate Computation	1.64
General Administration (other)	200,542.74			Special District Taxes	
JUDICIARY		Sale of Acquired Property		Bank Corp. Taxes	
Municipal Courts	54,844.64	Other Miscellaneous Revenues	353,139.36	Added and Omitted Taxes	35,822.16
PUBLIC SAFETY		Total	6,666,925.61	Total Taxes Levied - ABSTRACT	5,838,770.97
Fire Protection	25,338.00	Prior Years Surplus Appropriated	625,000.00	Total Taxes Billed	5,842,823.91
Police Protection	731,126.61	REVENUES	7,291,925.61	1993 TAXES COLLECTED	5,716,896.88
Civil Defense & Disaster Control	100.00	Reserve For Uncollected Taxes	484,250.00	1993 Taxes Cancelled, Abated or Adjusted	12,266.32
Environmental Inspection & Control	16,365.00	CAPITAL OUTLAY	241,453.30	Transfer to Tax Title Liens or Foreclosed	
Other Public Safety		TOTAL		Balance Outstanding Dec. 31, 1993	113,660.71
PUBLIC WORKS		Public Enterprises	106,640.34	PRIOR YEARS TAXES OUTSTANDING	
Streets and Drainage	261,283.06	Recreation-Culture	1,000.00	Balance January 1, 1993	190,076.01
Sewers and Sewage Processing	257,485.00	Public Works	23,007.90	Collected in 1993	149,933.97
Garbage and Trash Disposal		Buildings and Grounds	110,805.06	Cancelled, Abated or Adjusted 1993	
Public Buildings and Grounds	33,290.00	Library and Education		Transfers to Tax Title Liens or Foreclosed	
Other Public Works		Conservation		Balance December 31, 1993	40,142.04
HEALTH and WELFARE		All Other		TAX TITLE LIENS OUTSTANDING	
Health Services Except Environmental	4,874.08	CAPITAL DEBT AUTHORIZED, DECEMBER 31, 1993		Balance January 1, 1993	
Welfare-Public Assistance	2,228.85	ISSUED AND UNISSUED		Transfer From Taxes	
Hospital, Clinics, First Aid		School	41,920	Redeemed In 1993	
Animal, Insect, & Rodent Control		Self-Liquidating		Cancelled, Abated or Adjusted (1993)	
Other Welfare Services		Other	45,000	Transfer to Foreclosed Property	
RECREATION and CONSERVATION		Total	86,920	Balance December 31, 1993	
Beaches and Boardwalks		ISSUED AND OUTSTANDING		PROPERTY ACQUIRED BY DEED OR	
Parks, Playgrounds, Shade Trees	17,778.00	School	41,920.42	FORECLOSURE	
Parks, Playgrounds, Shade Trees	14,772.23	Self-Liquidating		Balance January 1, 1993	1,900.00
Land Reclamation & Conservation	8,375.00	Other	41,920.42	Transfers From Taxes or Liens	
Other Recreational Services		Total	41,920.42	Sale For Cash (1993)	
EDUCATION (excluding schools)		EQUALIZED VALUATION BASIS		Cancelled, Abated or Adjusted (1993)	
Libraries		FOR NET DEBT COMPUTATION	358,357,370	Balance December 31, 1993	1,900.00
Other Educational Services		REAL PROPERTY VALUATIONS		CURRENT FINANCES DECEMBER 31, 1993	
STATUTORY EXPENDITURES		Code Class # of Parcels % VALN	ASSESSED VALUATION	ASSETS	
Pensions & F. I. C. A.	83,009.00	1 Vacant Land 34 .94	657,600.00	Cash Dec. 31, 1993	856,064.25
Employee Fringe Benefits		2 Residential 747 96.69	67,970,100.00	Taxes Receivable	153,802.75
Other Statutory Expenditures		3 Farm		Tax Title Liens	
CETA And Other Public Employment Programs		4a Commercial 5 2.37	1,667,800.00	Foreclosed Property	1,900.00
MUNICIPAL FUNCTIONS		4b Industrial		Emergencies & Other Deferred Charges	51,026.05
CAPITAL IMPROVEMENTS		4c Apartments		State and Federal Aid Receivable	1,221.61
DEBT SERVICE		Total 786	70,295,500.00	Other Receivables	153,232.42
Principal Payments		Land Area 1.30 Sq. Miles		Total	1,217,247.08
Interest Payments		Net Valuation Taxable-Municipal	70,387,900	LIABILITIES, RESERVES, AND SURPLUS	
DEFERRED CHARGES		Net Valuation Taxable-County	365,847,853	Cash Liabilities	254,408.39
SCHOOL, COUNTY, SPECIAL DISTRICT TAXES		State Equalized Valuation	356,018,982	Reserves for Receivables	308,935.17
RESERVE FOR UNCOLLECTED TAXES		State Equalization Ratio	19.75	Surplus Dec. 31, 1993	653,903.52
EXPENDITURES	TOTAL			Total	1,217,247.08

0139

Population 1990 1,404
 Population 1993 1,548
 S & P Rating
 Moody Rating

General Tax Rate Per \$100.
 1.92
 State Equalized Tax Rate
 1.78

ESTELL MANOR CITY - ATLANTIC COUNTY

Form of Government

Small Municipality Plan D (OMCL 50)

Number of Members on Governing Body - 5

PER CAPITA:

Gross Debt 1,286.18
 Net Debt 20.67
 Debt Service 6.30
 Total Tax Levy 1,097.09
 Municipal Expenditures 552.41

PER CENT:

Gross Debt 2.30
 Net Debt .04
 Tax Levy Collected 91.04
 Tax Levy Cancelled, Abated or Adjusted .52

EXPENDITURES		REVENUES-REALIZED		1993 PROPERTY TAX	
GENERAL GOVERNMENT		1993 Property Taxes Collected		STATE EQUALIZED TAX RATE	
Governing Body & Public Boards			1,546,867.78	Local District School Taxes	1.11
Municipal Clerk		1993 Payments in Lieu of Taxes	1,249.06	Regional & Consolidated School Tax	
Financial Administration	41,765.30	Delinquent Tax & Lien Collections	121,796.55	School Taxes in Municipal Budget	
Assessment of Taxes	15,000.00	Business Personalty Replacement Taxes	7,679.48	County Taxes	.45
Collection of Taxes	48,100.00	Taxes From Public Utilities	158,389.00	County Library Taxes	.03
Planning, Housing & Development	15,000.00	Other Miscellaneous Tax Revenues		Local Municipal Purpose Taxes	.20
Human Resources	6,126.00	State Aid Revenues	109,565.06	Veteran & Senior Citizen Taxes	
Elections		Federal Aid Revenues		Total Taxes for Rate Computation	1.79
General Administration (other)	148,100.34			Special District Taxes	
JUDICIARY		Sale of Acquired Property		Bank Corp. Taxes	
Municipal Courts	12,637.06	Other Miscellaneous Revenues	59,079.82	Added and Omitted Taxes	
PUBLIC SAFETY				Total Taxes Levied - ABSTRACT	1,698,293.55
Fire Protection	10,784.30	Prior Years Surplus Appropriated	300,000.00	Total Taxes Billed	1,699,122.58
Police Protection	11,600.00	REVENUES	2,304,626.75	1993 TAXES COLLECTED	1,546,867.78
Civil Defense & Disaster Control	5,525.00	Reserve For Uncollected Taxes	225,735.00	1993 Taxes Cancelled, Abated or Adjusted	8,831.91
Environmental Inspection & Control	1,900.00			Transfer to Tax Title Liens or Foreclosed	26,069.98
Other Public Safety				Balance Outstanding Dec. 31, 1993	117,352.91
PUBLIC WORKS		CAPITAL OUTLAY	375.00	PRIOR YEARS TAXES OUTSTANDING	
Streets and Drainage	81,600.00	Public Enterprises		Balance January 1, 1993	125,375.37
Sewers and Sewage Processing		Recreation-Culture		Collected in 1993	120,511.15
Garbage and Trash Disposal	155,450.00	Public Works		Cancelled, Abated or Adjusted 1993	3,673.75
Public Buildings and Grounds	35,000.00	Buildings and Grounds	375.00	Transfers to Tax Title Liens or Foreclosed	1,183.51
Other Public Works	2,500.00	Library and Education		Balance December 31, 1993	6.96
HEALTH and WELFARE		Conservation		TAX TITLE LIENS OUTSTANDING	
Health Services Except Environmental	350.00	All Other		Balance January 1, 1993	173,249.58
Welfare-Public Assistance	1,450.00			Transfer From Taxes	27,762.11
Hospital, Clinics, First Aid				Redeemed In 1993	1,285.40
Animal, Insect, & Rodent Control	6,600.00			Cancelled, Abated or Adjusted (1993)	5,397.18
Other Welfare Services				Transfer to Foreclosed Property	
RECREATION and CONSERVATION				Balance December 31, 1993	194,329.11
Beaches and Boardwalks				PROPERTY ACQUIRED BY DEED OR	
Parks, Playgrounds, Shade Trees	850.00			FORECLOSURE	
Land Reclamation & Conservation				Balance January 1, 1993	594,474.40
Other Recreational Services	4,400.00			Transfers From Taxes or Liens	
EDUCATION (excluding schools)				Sale For Cash (1993)	
Libraries				Cancelled, Abated or Adjusted (1993)	
Other Educational Services				Balance December 31, 1993	594,474.40
STATUTORY EXPENDITURES				CURRENT FINANCES DECEMBER 31, 1993	
Pensions & F. I. C. A.	16,409.00			ASSETS	
Employee Fringe Benefits				Cash Dec. 31, 1993	887,520.71
Other Statutory Expenditures	500.00			Taxes Receivable	117,359.87
CETA And Other Public Employment Programs				Tax Title Liens	194,329.11
MUNICIPAL FUNCTIONS				Foreclosed Property	594,474.40
CAPITAL IMPROVEMENTS	5,000.00			Emergencies & Other Deferred Charges	
DEBT SERVICE				State and Federal Aid Receivable	
Principal Payments	8,000.00			Other Receivables	57,336.95
Interest Payments	1,750.00			Total	1,851,021.04
DEFERRED CHARGES				LIABILITIES, RESERVES, AND SURPLUS	
SCHOOL, COUNTY, SPECIAL DISTRICT TAXES	1,496,844.26			Cash Liabilities	480,437.88
RESERVE FOR UNCOLLECTED TAXES	225,735.00			Reserves for Receivables	963,500.33
EXPENDITURES	2,351,976.26			Surplus Dec. 31, 1993	407,082.83
				Total	1,851,021.04

0313

Population 1990 35,309
 Population 1993 37,779
 S & P Rating
 Moody Rating AAA

General Tax Rate Per \$100. 2.10
 State Equalized Tax Rate 2.07

EVESHAM TOWNSHIP - BURLINGTON CO.

Form of Government:

Council-Manager Plan B (OMCL 50)
 Number of Members on Governing Body - 5

PER CAPITA:

Gross Debt 1,465.49
 Net Debt 1,015.46
 Debt Service 47.61
 Total Tax Levy 2,401.73
 Municipal Expenditures 365.78

PER CENT:

Gross Debt 2.71
 Net Debt 1.88
 Tax Levy Collected 98.31
 Tax Levy Cancelled, Abated or Adjusted .08

EXPENDITURES		REVENUES-REALIZED		1993 PROPERTY TAX	
GENERAL GOVERNMENT				STATE EQUALIZED TAX RATE	
Governing Body & Public Boards	34,125.00	1993 Property Taxes Collected 44,973,451.00		Local District School Taxes .93	19,295,311.54
Municipal Clerk	250,027.00	1993 Payments in Lieu of Taxes		Regional & Consolidated School Tax .33	6,948,057.35
Financial Administration	241,330.00	Delinquent Tax & Lien Collections 1,522,040.00		School Taxes in Municipal Budget	
Assessment of Taxes	176,699.00	Business Personalty Replacement Taxes 100,223.00		County Taxes .53	11,077,711.63
Collection of Taxes	120,844.00	Taxes From Public Utilities 2,132,497.00		County Library Taxes .03	702,596.50
Planning, Housing & Development	176,170.00	Other Miscellaneous Tax Revenues		Local Municipal Purpose Taxes .24	5,074,025.00
Human Resources	194,940.00	State Aid Revenues 1,984,989.00		Veteran & Senior Citizen Taxes	141,250.00
Elections		Federal Aid Revenues		Total Taxes for Rate Computation 2.06	43,238,952.02
General Administration (other)	1,879,867.00	Sale of Acquired Property		Special District Taxes	1,890,620.00
JUDICIARY		Other Miscellaneous Revenues 1,892,251.00		Bank Corp. Taxes	
Municipal Courts	149,456.00	Total 52,605,451.00		Added and Omitted Taxes	45,746,475.00
PUBLIC SAFETY		Prior Years Surplus Appropriated 2,568,500.00		Total Taxes Levied - ABSTRACT	45,887,725.02
Fire Protection	2,716,632.00	REVENUES TOTAL 55,173,951.00		Total Taxes Billed	45,746,475.00
Police Protection	200.00	Reserve For Uncollected Taxes 1,914,235.00		1993 TAXES COLLECTED	44,973,451.00
Civil Defense & Disaster Control	284,634.00	CAPITAL OUTLAY TOTAL 3,130,592.00		1993 Taxes Cancelled, Abated or Adjusted	36,243.00
Environmental Inspection & Control		Public Enterprises 20,321.00		Transfer to Tax Title Liens or Foreclosed	24,018.00
Other Public Safety		Recreation-Culture 17,754.00		Balance Outstanding Dec. 31, 1993	712,763.00
PUBLIC WORKS		Public Works 244,231.00		PRIOR YEARS TAXES OUTSTANDING	
Streets and Drainage	876,825.00	Buildings and Grounds 2,831,887.00		Balance January 1, 1993	1,556,666.00
Sewers and Sewage Processing	670,924.00	Library and Education 16,399.00		Collected in 1993	1,514,328.00
Gorbage and Trash Disposal	1,206,327.00	All Other		Cancelled, Abated or Adjusted 1993	6,620.00
Public Buildings and Grounds	60,260.00	CAPITAL DEBT AUTHORIZED, DECEMBER 31, 1993		Transfers to Tax Title Liens or Foreclosed	2,505.00
Other Public Works	119,035.00	ISSUED AND UNISSUED GROSS DEBT NET DEBT		Balance December 31, 1993	33,213.00
HEALTH and WELFARE		School 15,270,492		TAX TITLE LIENS OUTSTANDING	
Health Services Except Environmental	22,453.00	Self-Liquidating 1,030,954		Balance January 1, 1993	116,698.00
Welfare-Public Assistance	5,528.00	Other 39,063,275		Transfer From Taxes	27,031.00
Hospital, Clinics, First Aid		Total 55,364,721		Redeemed in 1993	7,712.00
Animal, Insect, & Rodent Control		ISSUED AND OUTSTANDING		Cancelled, Abated or Adjusted (1993)	
Other Welfare Services		School 15,270,492.52		Transfer to Foreclosed Property	
RECREATION and CONSERVATION		Self-Liquidating 15,442,650.00		Balance December 31, 1993	136,017.00
Beaches and Boardwalks	83,256.00	Other 30,713,142.52		PROPERTY ACQUIRED BY DEED OR FORECLOSURE	
Parks, Playgrounds, Shade Trees	5,000.00	EQUALIZED VALUATION BASIS		Balance January 1, 1993	283,781.00
Land Reclamation & Conservation	260,323.00	FOR NET DEBT COMPUTATION 2,044,151,861		Transfers From Taxes or Liens	
Other Recreational Services		REAL PROPERTY VALUATIONS		Sale For Cash (1993)	
EDUCATION (excluding schools)		Code Class # of Parcels % VAL'N ASSESSED VALUATION		Cancelled, Abated or Adjusted (1993)	
Libraries	39,925.00	1 Vacant Land 1898 3.80 77,141,700.00		Balance December 31, 1993	283,781.00
Other Educational Services	57,768.00	2 Residential 11441 74.36 1,510,007,800.00		CURRENT FINANCES DECEMBER 31, 1993	
STATUTORY EXPENDITURES		3 Farm 217 .49 9,922,400.00		ASSETS	
Pensions & F. I. C. A.	382,500.00	4a Commercial 398 16.01 325,060,600.00		Cash Dec. 31, 1993	8,376,954.00
Employee Fringe Benefits		4b Industrial 23 1.90 38,599,300.00		Taxes Receivable	745,976.00
Other Statutory Expenditures		4c Apartments 17 3.45 70,010,100.00		Tax Title Liens	136,017.00
CETA And Other Public Employment Programs		Total 13994 2,030,741,900.00		Foreclosed Property	283,781.00
MUNICIPAL FUNCTIONS TOTAL 10,015,048.00		Land Area 29.65 Sq. Miles		Emergencies & Other Deferred Charges	50,590.00
CAPITAL IMPROVEMENTS *MEMO* 100,000.00		Net Valuation Taxable-Municipal 2,054,261,276		State and Federal Aid Receivable	98,436.00
DEBT SERVICE		Net Valuation Taxable-County 2,099,236,787		Other Receivables	153,552.00
Principal Payments 1,108,015.00		State Equalized Valuation 2,081,634,203		Total	9,845,306.00
Interest Payments 690,706.00		State Equalization Ratio 98.67		LIABILITIES, RESERVES, AND SURPLUS	
DEFERRED CHARGES				Cash Liabilities	3,774,296.00
SCHOOL, COUNTY, SPECIAL DISTRICT TAXES 39,914,297.02				Reserves for Receivables	1,242,032.00
RESERVE FOR UNCOLLECTED TAXES 1,914,235.00				Surplus Dec. 31, 1993	4,828,978.00
EXPENDITURES TOTAL 53,733,091.02				Total	9,845,306.00

Population 1990 34,185
 Population 1993 34,928
 S & P Rating
 Moody Rating AAA

General Tax Rate Per \$100. 2.33
 State Equalized Tax Rate 2.29

EWING TOWNSHIP - MERCER COUNTY

Form of Government:
Township Committee

Number of Members on Governing Body - 5

PER CAPITA:

Gross Debt 1,271.14
 Net Debt 652.72
 Debt Service 88.77
 Total Tax Levy 1,206.90
 Municipal Expenditures 755.68

PER CENT:

Gross Debt 2.43
 Net Debt 1.25
 Tax Levy Collected 94.74
 Tax Levy Cancelled, Abated or Adjusted 2.25

EXPENDITURES		REVENUES-REALIZED		1993 PROPERTY TAX	
GENERAL GOVERNMENT				STATE EQUALIZED TAX RATE 1.37	
Governing Body & Public Boards		1993 Property Taxes Collected	38,660,641.84	Local District School Taxes	25,162,350.00
Municipal Clerk		1993 Payments in Lieu of Taxes	349,364.00	Regional & Consolidated School Tax	
Financial Administration	136,035.18	Delinquent Tax & Lien Collections	1,127,473.82	School Taxes in Municipal Budget	
Assessment of Taxes	84,435.74	Business Personalty Replacement Taxes	1,268,157.60	County Taxes	* 10,151,780.84
Collection of Taxes	185,297.91	Taxes From Public Utilities	2,117,159.00	County Library Taxes	936,188.67
Planning, Housing & Development	35,462.79	Other Miscellaneous Tax Revenues	1,482,133.38	Local Municipal Purpose Taxes	5,572,599.68
Human Resources	18,859.00	State Aid Revenues	5,164,631.87	Veteran & Senior Citizen Taxes	349,350.00
Elections	15,000.00	Federal Aid Revenues		Total Taxes for Rate Computation	42,172,269.19
General Administration (other)	1,228,836.98			Special District Taxes	180,455.39
JUDICIARY				Bank Corp. Taxes	
Municipal Courts	251,543.00	Sale of Acquired Property	8,735,370.78	Added and Omitted Taxes	151,207.34
PUBLIC SAFETY		Other Miscellaneous Revenues	58,904,932.29	Total Taxes Levied - ABSTRACT	42,154,581.92
Fire Protection	652,412.25			Total Taxes Billed	40,806,131.41
Police Protection	4,779,892.87	Prior Years Surplus Appropriated	2,000,000.00	1993 TAXES COLLECTED	38,660,641.84
Civil Defense & Disaster Control	4,905.00	REVENUES TOTAL	60,904,932.29	1993 Taxes Cancelled, Abated or Adjusted	919,060.24
Environmental Inspection & Control		Reserve For Uncollected Taxes	2,228,365.20	Transfer to Tax Title Liens or Foreclosed	118,932.37
Other Public Safety		CAPITAL OUTLAY TOTAL	566,997.58	Balance Outstanding Dec. 31, 1993	1,107,496.96
PUBLIC WORKS				PRIOR YEARS TAXES OUTSTANDING	
Streets and Drainage	1,888,175.07	Public Enterprises		Balance January 1, 1993	1,526,900.00
Sewers and Sewage Processing	4,762,733.79	Recreation-Culture	31,457.99	Collected in 1993	1,044,027.23
Garbage and Trash Disposal	2,309,313.28	Public Works	114,390.89	Cancelled, Abated or Adjusted 1993	165,999.83
Public Buildings and Grounds	307,000.00	Buildings and Grounds	421,148.70	Transfers to Tax Title Liens or Foreclosed	43,735.47
Other Public Works		Library and Education		Balance December 31, 1993	273,137.47
HEALTH and WELFARE		Conservation		TAX TITLE LIENS OUTSTANDING	
Health Services Except Environmental	258,880.07	All Other		Balance January 1, 1993	339,414.38
Welfare-Public Assistance	19,096.00			Transfer From Taxes	175,878.58
Hospital, Clinics, First Aid		CAPITAL DEBT AUTHORIZED, DECEMBER 31, 1993		Redeemed in 1993	83,446.59
Animal, Insect, & Rodent Control	48,002.73	ISSUED AND UNISSUED		Cancelled, Abated or Adjusted (1993)	
Other Welfare Services		School	21,650,000	Transfer to Foreclosed Property	
RECREATION and CONSERVATION		Self-Liquidating		Balance December 31, 1993	431,846.37
Beaches and Boardwalks		Other	22,748,241	PROPERTY ACQUIRED BY DEED OR FORECLOSURE	
Parks, Playgrounds, Shade Trees	896,912.45	Total	44,398,241	Balance January 1, 1993	51,512.00
Land Reclamation & Conservation	37,052.00			Transfers From Taxes or Liens	
Other Recreational Services	228,467.28	ISSUED AND OUTSTANDING		Sale For Cash (1993)	
EDUCATION (excluding schools)		School	21,600,000.00	Cancelled, Abated or Adjusted (1993)	
Libraries		Self-Liquidating		Balance December 31, 1993	51,512.00
Other Educational Services	2,200.00	Other	22,192,491.00	CURRENT FINANCES DECEMBER 31, 1993	
STATUTORY EXPENDITURES		Total	43,792,491.00	ASSETS	
Pensions & F. I. C. A.	933,430.96	EQUALIZED VALUATION BASIS FOR NET DEBT COMPUTATION	1,823,699,749	Cash Dec. 31, 1993	3,130,597.73
Employee Fringe Benefits	1,370,182.90	REAL PROPERTY VALUATIONS		Taxes Receivable	1,380,634.43
Other Statutory Expenditures		Code Class # of Parcels % VAL'N	ASSESSED VALUATION	Tax Title Liens	431,846.37
CETA And Other Public Employment Programs		1 Vacant Land 653 1.57	27,750,800.00	Foreclosed Property	51,512.00
MUNICIPAL FUNCTIONS TOTAL	20,454,127.25	2 Residential 9864 69.92	1,236,375,200.00	Emergencies & Other Deferred Charges	591,119.84
CAPITAL IMPROVEMENTS *MEHO*		3 Farm 11 .04	625,700.00	State and Federal Aid Receivable	217,017.98
DEBT SERVICE		4a Commercial 534 21.97	388,393,500.00	Other Receivables	695,321.25
Principal Payments	1,632,655.97	4b Industrial 29 2.59	45,826,000.00	Total	6,498,049.60
Interest Payments	1,467,784.28	4c Apartments 17 3.91	69,186,500.00	LIABILITIES, RESERVES, AND SURPLUS	
		Total 11108	1,768,157,700.00	Cash Liabilities	2,309,728.81
DEFERRED CHARGES	611,590.00	Land Area 15.13 Sq. Miles		Reserves for Receivables	2,559,314.05
SCHOOL, COUNTY, SPECIAL DISTRICT TAXES	36,430,774.90	Net Valuation Taxable-Municipal	1,797,164,847	Surplus Dec. 31, 1993	1,629,006.74
RESERVE FOR UNCOLLECTED TAXES	2,228,365.20	Net Valuation Taxable-County	1,897,194,873	Total	6,498,049.60
EXPENDITURES TOTAL	62,825,297.60	State Equalized Valuation	1,830,907,403		
		State Equalization Ratio	98.13		

1313

Population 1990 5,270
 Population 1993 5,466
 S & P Rating A
 Moody Rating

General Tax Rate Per \$100. 2.32
 State Equalized Tax Rate 2.12

FAIR HAVEN BOROUGH - MONMOUTH CO.

Form of Government:

Borough Council

Number of Members on Governing Body - 6

PER CAPITA:

Gross Debt 611.19
 Net Debt 459.92
 Debt Service 105.03
 Total Tax Levy 1,918.28
 Municipal Expenditures 772.48

PER CENT:

Gross Debt .69
 Net Debt .52
 Tax Levy Collected 97.42
 Tax Levy Cancelled, Abated or Adjusted

EXPENDITURES		REVENUES-REALIZED		1993 PROPERTY TAX	
GENERAL GOVERNMENT		1993 Property Taxes Collected		STATE EQUALIZED TAX RATE	
Governing Body & Public Boards		1993 Payments in Lieu of Taxes	10,214,704.36	Local District School Taxes .84	4,155,338.00
Municipal Clerk		Delinquent Tax & Lien Collections	292,402.66	Regional & Consolidated School Tax .38	1,859,691.99
Financial Administration	35,273.00	Business Personalty Replacement Taxes	24,922.36	School Taxes in Municipal Budget	
Assessment of Taxes	22,830.00	Taxes From Public Utilities	418,585.92	County Taxes .45	* 2,212,346.13
Collection of Taxes	94,016.00	Other Miscellaneous Tax Revenues		County Library Taxes .02	90,710.30
Planning, Housing & Development	7,850.00	State Aid Revenues	391,430.33	Local Municipal Purpose Taxes .43	2,119,664.56
Human Resources	72,520.06	Federal Aid Revenues	238,093.00	Veteran & Senior Citizen Taxes	33,300.00
Elections				Total Taxes for Rate Computation 2.12	10,471,050.98
General Administration (other)	552,767.00			Special District Taxes	
JUDICIARY		Sale of Acquired Property		Bank Corp. Taxes	
Municipal Courts	18,386.00	Other Miscellaneous Revenues	294,039.90	Added and Omitted Taxes	47,554.49
PUBLIC SAFETY			11,874,178.53	Total Taxes Levied - ABSTRACT	10,485,305.47
Fire Protection	78,692.50	Prior Years Surplus Appropriated	655,000.00	Total Taxes Billed	10,485,305.47
Police Protection	714,453.41	REVENUES TOTAL	12,529,178.53	1993 TAXES COLLECTED	10,214,704.36
Civil Defense & Disaster Control	238,093.00	Reserve For Uncollected Taxes	415,641.00	1993 Taxes Cancelled, Abated or Adjusted	
Environmental Inspection & Control	42,344.00			Transfer to Tax Title Liens or Foreclosed	
Other Public Safety		CAPITAL OUTLAY TOTAL	335,606.58	Balance Outstanding Dec. 31, 1993	270,601.11
PUBLIC WORKS				PRIOR YEARS TAXES OUTSTANDING	
Streets and Drainage	367,103.00	Public Enterprises		Balance January 1, 1993	287,726.03
Sewers and Sewage Processing	125,490.00	Recreation-Culture	9,321.00	Collected in 1993	284,882.95
Garbage and Trash Disposal	355,439.99	Public Works	242,981.17	Cancelled, Abated or Adjusted 1993	
Public Buildings and Grounds	25,960.00	Buildings and Grounds	83,304.41	Transfers to Tax Title Liens or Foreclosed	
Other Public Works	82,550.00	Library and Education		Balance December 31, 1993	2,843.08
HEALTH and WELFARE		Conservation		TAX TITLE LIENS OUTSTANDING	
Health Services Except Environmental	18,350.00	All Other		Balance January 1, 1993	9,639.04
Welfare-Public Assistance	1,777.00			Transfer From Taxes	
Hospital, Clinics, First Aid		CAPITAL DEBT AUTHORIZED, DECEMBER 31, 1993		Redeemed in 1993	7,519.71
Animal, Insect, & Rodent Control		ISSUED AND UNISSUED		Cancelled, Abated or Adjusted (1993)	
Other Welfare Services		School	832,275	Transfer to Foreclosed Property	
RECREATION and CONSERVATION		Self-Liquidating		Balance December 31, 1993	2,119.33
Beaches and Boardwalks		Other	2,508,475	PROPERTY ACQUIRED BY DEED OR	
Parks, Playgrounds, Shade Trees	73,640.00	Total	3,340,750	FORECLOSURE	
Land Reclamation & Conservation				Balance January 1, 1993	11,200.00
Other Recreational Services	32,945.00	ISSUED AND OUTSTANDING		Transfers From Taxes or Liens	
EDUCATION (excluding schools)		School	182,275.49	Sale For Cash (1993)	
Libraries	56,520.00	Self-Liquidating		Cancelled, Abated or Adjusted (1993)	
Other Educational Services		Other	2,463,000.00	Balance December 31, 1993	11,200.00
STATUTORY EXPENDITURES		Total	2,645,275.49	CURRENT FINANCES DECEMBER 31, 1993	
Pensions & F. I. C. A.	182,837.25	EQUALIZED VALUATION BASIS		ASSETS	
Employee Fringe Benefits		FOR NET DEBT COMPUTATION	483,334,463	Cash Dec. 31, 1993	1,339,502.40
Other Statutory Expenditures	5,000.00	REAL PROPERTY VALUATIONS		Taxes Receivable	273,444.19
CETA And Other Public Employment Programs		Code Class # of Parcels % VALN		Tax Title Liens	2,119.33
MUNICIPAL FUNCTIONS TOTAL	3,205,884.21	1 Vacant Land 71 1.51		Foreclosed Property	11,200.00
CAPITAL IMPROVEMENTS *MEMO*		2 Residential 1951 93.03		Emergencies & Other Deferred Charges	99,782.70
DEBT SERVICE		3 Farm		State and Federal Aid Receivable	
Principal Payments	390,000.00	4a Commercial 63 5.46		Other Receivables	121,186.90
Interest Payments	134,104.00	4b Industrial		Total	1,847,233.52
		4c Apartments		LIABILITIES, RESERVES, AND SURPLUS	
DEFERRED CHARGES	26,732.75	Total 2085		Cash Liabilities	629,725.37
SCHOOL, COUNTY, SPECIAL DISTRICT TAXES	8,318,036.42	Land Area 1.55 Sq. Miles		Reserves for Receivables	407,948.42
RESERVE FOR UNCOLLECTED TAXES	415,641.00	Net Valuation Taxable-Municipal	449,355,931	Surplus Dec. 31, 1993	809,559.73
EXPENDITURES TOTAL	12,540,448.38	Net Valuation Taxable-County	482,905,315	Total	1,847,233.52
		State Equalized Valuation	492,760,855		
		State Equalization Ratio	91.18		

0217

Population 1990 **30,548**
 Population 1993 **30,999**
 S & P Rating
 Moody Rating **A1**

General Tax Rate Per \$100.

2.15

State Equalized Tax Rate

2.10

FAIR LAWN BOROUGH - BERGEN COUNTY

Form of Government:

Council-Manager Plan E (OMCL 50)

Number of Members on Governing Body - 5

PER CAPITA:

Gross Debt **721.30**
 Net Debt **567.70**
 Debt Service **40.21**
 Total Tax Levy **1,655.23**
 Municipal Expenditures **709.46**

PER CENT:

Gross Debt **.39**
 Net Debt **.70**
 Tax Levy Collected **98.35**
 Tax Levy Cancelled, Abated or Adjusted **.39**

EXPENDITURES		REVENUES-REALIZED		1993 PROPERTY TAX	
GENERAL GOVERNMENT		1993 Property Taxes Collected		STATE EQUALIZED TAX RATE	
Governing Body & Public Boards			50,563,817.90	Local District School Taxes	1.30
Municipal Clerk		1993 Payments in Lieu of Taxes		Regional & Consolidated School Tax	
Financial Administration	272,537.50	Delinquent Tax & Lien Collections	590,733.44	School Taxes in Municipal Budget	
Assessment of Taxes	181,680.00	Business Personality Replacement Taxes	758,666.52	County Taxes	.29
Collection of Taxes	170,780.00	Taxes From Public Utilities	3,264,436.34	County Library Taxes	
Planning, Housing & Development	49,500.00	Other Miscellaneous Tax Revenues		Local Municipal Purpose Taxes	.50
Human Resources	226,402.70	State Aid Revenues	1,420,409.50	Veteran & Senior Citizen Taxes	
Elections		Federal Aid Revenues		Total Taxes for Rate Computation	2.09
General Administration (other)	949,270.00			Special District Taxes	
JUDICIARY		Sale of Acquired Property		Bank Corp. Taxes	
Municipal Courts	302,120.00	Other Miscellaneous Revenues	2,039,248.24	Added and Omitted Taxes	
PUBLIC SAFETY		Total	58,637,311.94	Total Taxes Levied - ABSTRACT	
Fire Protection	329,358.80	Prior Years Surplus Appropriated	2,510,000.00	Total Taxes Billed	
Police Protection	3,839,209.97	REVENUES	61,147,311.94	1993 TAXES COLLECTED	
Civil Defense & Disaster Control	47,450.00	Reserve For Uncollected Taxes	2,041,264.12	1993 Taxes Cancelled, Abated or Adjusted	
Environmental Inspection & Control	340,290.00	CAPITAL OUTLAY	1,618,143.68	Transfer to Tax Title Liens or Foreclosed	
Other Public Safety		TOTAL		Balance Outstanding Dec. 31, 1993	
PUBLIC WORKS		Public Enterprises	204,534.93	PRIOR YEARS TAXES OUTSTANDING	
Streets and Drainage	633,180.00	Recreation-Culture	207,298.45	Balance January 1, 1993	
Sewers and Sewage Processing	2,442,258.51	Public Works	47,768.15	Collected in 1993	
Garbage and Trash Disposal	2,569,471.00	Buildings and Grounds	1,158,542.15	Cancelled, Abated or Adjusted 1993	
Public Buildings and Grounds	510,910.00	Library and Education		Transfers to Tax Title Liens or Foreclosed	
Other Public Works		Conservation		Balance December 31, 1993	
HEALTH and WELFARE		All Other		TAX TITLE LIENS OUTSTANDING	
Health Services Except Environmental	425,354.00	CAPITAL DEBT AUTHORIZED, DECEMBER 31, 1993		Balance January 1, 1993	
Welfare-Public Assistance	161,920.00	ISSUED AND UNISSUED		Transfer From Taxes	
Hospital, Clinics, First Aid		GROSS DEBT		Redeemed in 1993	
Animal, Insect, & Rodent Control		School	544,397	Cancelled, Abated or Adjusted (1993)	
Other Welfare Services	3,700.00	Self-Liquidating	4,946,915	Transfer to Foreclosed Property	
RECREATION and CONSERVATION		Other	16,868,315	Balance December 31, 1993	
Beaches and Boardwalks		Total	22,359,627	PROPERTY ACQUIRED BY DEED OR	
Parks, Playgrounds, Shade Trees	806,960.00	ISSUED AND OUTSTANDING		FORECLOSURE	
Land Reclamation & Conservation	235,873.75	School	544,397.68	Balance January 1, 1993	
Other Recreational Services	604,500.00	Self-Liquidating	2,700,000.00	Transfers From Taxes or Liens	
EDUCATION (excluding schools)		Other	10,289,000.00	Sale For Cash (1993)	
Libraries	1,236,766.78	Total	13,533,397.68	Cancelled, Abated or Adjusted (1993)	
Other Educational Services	6,500.00	EQUALIZED VALUATION BASIS		Balance December 31, 1993	
STATUTORY EXPENDITURES		FOR NET DEBT COMPUTATION	2,503,537.996	CURRENT FINANCES DECEMBER 31, 1993	
Pensions & F. I. C. A.	943,542.00	REAL PROPERTY VALUATIONS		ASSETS	
Employee Fringe Benefits	1,398,000.00	Code Class # of Parcels % VAL'N		Cash Dec. 31, 1993	
Other Statutory Expenditures		1 Vacant Land 178 .50		Taxes Receivable	
CETA And Other Public Employment Programs		2 Residential 10210 82.31		653,855.35	
MUNICIPAL FUNCTIONS		3 Farm 1		59,745.56	
CAPITAL IMPROVEMENTS		4a Commercial 355 8.79		85,910.00	
DEBT SERVICE		4b Industrial 62 6.97		14,000.00	
Principal Payments	700,000.00	4c Apartments 12 1.44		6,290.39	
Interest Payments	546,407.08	Total 10818		157,118.97	
DEFERRED CHARGES		Land Area 5.30 Sq. Miles		8,519,325.13	
SCHOOL, COUNTY, SPECIAL DISTRICT TAXES		Net Valuation Taxable-Municipal	2,390,130,729	LIABILITIES, RESERVES, AND SURPLUS	
RESERVE FOR UNCOLLECTED TAXES		Net Valuation Taxable-County	2,504,297,199	Cash Liabilities	
EXPENDITURES		State Equalized Valuation	2,452,090,708	Reserves for Receivables	
TOTAL		State Equalization Ratio	97.46	Surplus Dec. 31, 1993	

0605

Population 1990 5,699
 Population 1993 6,692
 S & P Rating
 Moody Rating AA

General Tax Rate Per \$100. 2.90
 State Equalized Tax Rate 2.26

FAIRFIELD TOWNSHIP - CUMBERLAND CO.
Form of Government
Township Committee
Number of Members on Governing Body - 3

PER CAPITA
 Gross Debt 149.41
 Net Debt 15.84
 Debt Service
 Total Tax Levy 417.53
 Municipal Expenditures 273.07

PER CENT:
 Gross Debt .85
 Net Debt .09
 Tax Levy Collected 83.94
 Tax Levy Cancelled, Abated or Adjusted .07

EXPENDITURES		REVENUES-REALIZED		1993 PROPERTY TAX	
GENERAL GOVERNMENT				STATE EQUALIZED TAX RATE .90	
Governing Body & Public Boards		1993 Property Taxes Collected	2,347,886.87	Local District School Taxes	1,102,244.00
Municipal Clerk		1993 Payments in Lieu of Taxes	4,293.27	Regional & Consolidated School Tax	427,823.11
Financial Administration	64,240.00	Delinquent Tax & Lien Collections	475,730.88	School Taxes in Municipal Budget	
Assessment of Taxes	22,115.00	Business Personalty Replacement Taxes	20,051.87	County Taxes	* 1,216,597.73
Collection of Taxes	34,965.00	Taxes From Public Utilities	286,399.00	County Library Taxes	
Planning, Housing & Development	14,792.00	Other Miscellaneous Tax Revenues		Local Municipal Purpose Taxes	28,839.49
Human Resources	10,841.30	State Aid Revenues	513,727.67	Veteran & Senior Citizen Taxes	61,400.00
Elections	3,850.00	Federal Aid Revenues	2,500.00	Total Taxes for Rate Computation	2,836,904.33
General Administration (other)	308,106.68			Special District Taxes	
JUDICIARY		Sale of Acquired Property		Bank Corp. Taxes	
Municipal Courts	55,106.61	Other Miscellaneous Revenues	324,370.07	Added and Omitted Taxes	18,618.49
PUBLIC SAFETY		Total	3,974,959.63	Total Taxes Levied - ABSTRACT	2,794,122.82
Fire Protection	164,323.00	Prior Years Surplus Appropriated	385,000.00	Total Taxes Billed	2,797,174.73
Police Protection	93,343.82	REVENUES	4,359,959.63	1993 TAXES COLLECTED	2,367,886.87
Civil Defense & Disaster Control	2,000.00	Reserve For Uncollected Taxes	480,851.69	1993 Taxes Cancelled, Abated or Adjusted	2,030.00
Environmental Inspection & Control	27,103.00	CAPITAL OUTLAY	58,055.00	Transfer to Tax Title Liens or Foreclosed	9,732.40
Other Public Safety		TOTAL	58,055.00	Balance Outstanding Dec. 31, 1993	437,525.46
PUBLIC WORKS				PRIOR YEARS TAXES OUTSTANDING	
Streets and Drainage	98,963.32	Public Enterprises		Balance January 1, 1993	481,095.69
Sewers and Sewage Processing	30,000.00	Recreation-Culture		Collected in 1993	451,684.20
Garbage and Trash Disposal	156,700.00	Public Works		Cancelled, Abated or Adjusted 1993	982.95
Public Buildings and Grounds	3,850.00	Buildings and Grounds	58,055.00	Transfers to Tax Title Liens or Foreclosed	
Other Public Works	13,650.00	Library and Education		Balance December 31, 1993	28,428.54
HEALTH and WELFARE		Conservation		TAX TITLE LIENS OUTSTANDING	
Health Services Except Environmental	13,000.00	All Other		Balance January 1, 1993	74,035.18
Welfare-Public Assistance	24,000.00	CAPITAL DEBT AUTHORIZED, DECEMBER 31, 1993		Transfer From Taxes	9,732.40
Hospital, Clinics, First Aid		ISSUED AND UNISSUED		Redeemed in 1993	24,046.68
Animal, Insect, & Rodent Control	10,000.00	School	893,836	Cancelled, Abated or Adjusted (1993)	
Other Welfare Services		Self-Liquidating		Transfer to Foreclosed Property	
RECREATION and CONSERVATION		Other	106,000	Balance December 31, 1993	59,720.90
Beaches and Boardwalks		Total	999,836	PROPERTY ACQUIRED BY DEED OR FORECLOSURE	
Parks, Playgrounds, Shade Trees	3,638.25	ISSUED AND OUTSTANDING		Balance January 1, 1993	55,700.00
Land Reclamation & Conservation	1,000.00	School	893,836.07	Transfers From Taxes or Liens	
Other Recreational Services		Self-Liquidating		Sale For Cash (1993)	
EDUCATION (excluding schools)		Other		Cancelled, Abated or Adjusted (1993)	
Libraries		Total	893,836.07	Balance December 31, 1993	55,700.00
Other Educational Services		EQUALIZED VALUATION BASIS		CURRENT FINANCES DECEMBER 31, 1993	
STATUTORY EXPENDITURES		FOR NET DEBT COMPUTATION	117,407,178	ASSETS	
Pensions & F. I. C. A.	64,205.61	REAL PROPERTY VALUATIONS		Cash Dec. 31, 1993	803,995.16
Employee Fringe Benefits	51,500.00	Code Class # of Parcels % VAL'N		Taxes Receivable	465,954.00
Other Statutory Expenditures	11,000.00	1 Vacant Land 871 7.41	7,025,600.00	Tax Title Liens	59,720.90
CETA And Other Public Employment Programs		2 Residential 1471 77.78	73,749,500.00	Foreclosed Property	55,700.00
MUNICIPAL FUNCTIONS		3 Farm 257 7.33	6,944,700.00	Emergencies & Other Deferred Charges	9,987.30
CAPITAL IMPROVEMENTS		4a Commercial 59 7.49	7,098,300.00	State and Federal Aid Receivable	128,050.70
DEBT SERVICE		4b Industrial		Other Receivables	152,673.70
Principal Payments		4c Apartments		Total	1,676,081.76
Interest Payments		Total	2658	LIABILITIES, RESERVES, AND SURPLUS	
DEFERRED CHARGES		Land Area 43.40 Sq. Miles		Cash Liabilities	530,036.94
SCHOOL, COUNTY, SPECIAL DISTRICT TAXES	16,210.78	Net Valuation Taxable-Municipal	95,812,284	Reserves for Receivables	727,229.10
SCHOOL, COUNTY, SPECIAL DISTRICT TAXES	2,746,664.84	Net Valuation Taxable-County	121,452,638	Surplus Dec. 31, 1993	418,815.72
RESERVE FOR UNCOLLECTED TAXES	480,851.69	State Equalized Valuation	122,462,414	Total	1,676,081.76
EXPENDITURES		State Equalization Ratio	79.06		
TOTAL	6,574,017.90				

0737

Population 1990 7,615
 Population 1993 7,675
 S & P Rating
 Moody Rating

General Tax Rate Per \$100. 1.85
 State Equalized Tax Rate 1.79

FAIRFIELD TOWNSHIP - ESSEX COUNTY

Form of Government:

Small Municipality Plan C (OMCL 50)

Number of Members on Governing Body - 5

PER CAPITA

Gross Debt 924.27
 Net Debt 930.31
 Debt Service 105.06
 Total Tax Levy 3,894.95
 Municipal Expenditures 1,448.90

PER CENT.

Gross Debt .41
 Net Debt .36
 Tax Levy Collected 92.04
 Tax Levy Cancelled, Abated or Adjusted 2.17

EXPENDITURES		REVENUES-REALIZED		1993 PROPERTY TAX	
GENERAL GOVERNMENT		1993 Property Taxes Collected		STATE EQUALIZED TAX RATE	
Governing Body & Public Boards			27,543,892.70	Local District School Taxes	.33
Municipal Clerk				Regional & Consolidated School Tax	.47
Financial Administration	109,500.00			School Taxes in Municipal Budget	
Assessment of Taxes	404,100.00			County Taxes	.68
Collection of Taxes	84,800.00			County Library Taxes	
Planning, Housing & Development	55,333.00			Local Municipal Purpose Taxes	.31
Human Resources	120,585.00			Veteran & Senior Citizen Taxes	
Elections	4,000.00			Total Taxes for Rate Computation	1.79
General Administration (other)	840,530.00			Special District Taxes	
JUDICIARY				Bank Corp. Taxes	
Municipal Courts	119,602.49			Added and Omitted Taxes	
PUBLIC SAFETY				Total Taxes Levied - ABSTRACT	29,893,728.09
Fire Protection	148,833.98			Total Taxes Billed	29,926,960.53
Police Protection	2,058,134.18			1993 TAXES COLLECTED	27,543,892.70
Civil Defense & Disaster Control	4,129.00			1993 Taxes Cancelled, Abated or Adjusted	649,660.57
Environmental Inspection & Control	114,000.00			Transfer to Tax Title Liens or Foreclosed	144,667.86
Other Public Safety				Balance Outstanding Dec. 31, 1993	1,588,739.40
PUBLIC WORKS				PRIOR YEARS TAXES OUTSTANDING	
Streets and Drainage	518,296.00			Balance January 1, 1993	2,737,187.06
Sewers and Sewage Processing				Collected in 1993	2,164,979.14
Garbage and Trash Disposal	558,800.00			Cancelled, Abated or Adjusted 1993	432,824.69
Public Buildings and Grounds	61,000.00			Transfers to Tax Title Liens or Foreclosed	
Other Public Works	45,000.00			Balance December 31, 1993	139,383.23
HEALTH and WELFARE				TAX TITLE LIENS OUTSTANDING	
Health Services Except Environmental	185,491.03			Balance January 1, 1993	174,622.42
Welfare-Public Assistance	12,715.00			Transfer From Taxes	144,667.86
Hospital, Clinics, First Aid				Redeemed in 1993	106,176.08
Animal, Insect, & Rodent Control	6,000.00			Cancelled, Abated or Adjusted (1993)	
Other Welfare Services				Transfer to Foreclosed Property	
RECREATION and CONSERVATION				Balance December 31, 1993	213,114.20
Beaches and Boardwalks				PROPERTY ACQUIRED BY DEED OR	
Parks, Playgrounds, Shade Trees	243,200.00			FORECLOSURE	
Land Reclamation & Conservation	500.00			Balance January 1, 1993	585,538.00
Other Recreational Services	600.00			Transfers From Taxes or Liens	
EDUCATION (excluding schools)				Sale For Cash (1993)	
Libraries	391,555.00			Cancelled, Abated or Adjusted (1993)	
Other Educational Services				Balance December 31, 1993	585,538.00
STATUTORY EXPENDITURES				CURRENT FINANCES DECEMBER 31, 1993	
Pensions & F. I. C. A.	359,796.00			ASSETS	
Employee Fringe Benefits	518,858.00			Cash Dec. 31, 1993	3,789,455.49
Other Statutory Expenditures				Taxes Receivable	1,728,122.63
CETA And Other Public Employment Programs				Tax Title Liens	213,114.20
MUNICIPAL FUNCTIONS TOTAL	6,965,358.68			Foreclosed Property	595,538.00
CAPITAL IMPROVEMENTS *ME40*	22,000.00			Emergencies & Other Deferred Charges	9,576.00
DEBT SERVICE				State and Federal Aid Receivable	16,068.62
Principal Payments	555,000.00			Other Receivables	6,580.03
Interest Payments	251,302.36			Total	6,348,454.97
DEFERRED CHARGES	323,754.06			LIABILITIES, RESERVES, AND SURPLUS	
SCHOOL, COUNTY, SPECIAL DISTRICT TAXES	24,691,706.72			Cash Liabilities	2,323,031.71
RESERVE FOR UNCOLLECTED TAXES	3,024,160.87			Reserves for Receivables	2,533,354.95
EXPENDITURES TOTAL	35,811,232.69			Surplus Dec. 31, 1993	1,492,068.40
				Total	6,348,454.97

0218

Population 1990 10,733
 Population 1993 10,607
 S & P Rating
 Moody Rating A

General Tax Rate Per \$100. 2.41
 State Equalized Tax Rate 2.39

FAIRVIEW BOROUGH - BERGEN COUNTY

Form of Government:

Borough Council

Number of Members on Governing Body - 6

PER CAPITA:

Gross Debt 632.25
 Net Debt 303.62
 Debt Service 11.16
 Total Tax Levy 1,223.86
 Municipal Expenditures 765.04

PER CENT:

Gross Debt 1.12
 Net Debt .54
 Tax Levy Collected 94.57
 Tax Levy Cancelled, Abated or Adjusted .32

EXPENDITURES		REVENUES-REALIZED		1993 PROPERTY TAX	
GENERAL GOVERNMENT				STATE EQUALIZED TAX RATE 1.26	
Governing Body & Public Boards		1993 Property Taxes Collected 12,368,707.00		Local District School Taxes	6,854,326.50
Municipal Clerk		1993 Payments in Lieu of Taxes 97,287.00		Regional & Consolidated School Tax	
Financial Administration	59,791.00	Delinquent Tax & Lien Collections 1,070,774.00		School Taxes in Municipal Budget	
Assessment of Taxes	44,887.00	Business Personalty Replacement Taxes 212,947.00		County Taxes	1,602,342.06
Collection of Taxes	82,683.00	Taxes From Public Utilities 563,191.00		County Library Taxes	
Planning, Housing & Development	7,498.00	Other Miscellaneous Tax Revenues 1,455,234.00		Local Municipal Purpose Taxes	4,479,437.00
Human Resources	144,758.00	State Aid Revenues		Veteran & Senior Citizen Taxes	157,250.00
Elections		Federal Aid Revenues		Total Taxes for Rate Computation	13,093,355.56
General Administration (other)	1,024,995.00	Sale of Acquired Property		Special District Taxes	
JUDICIARY		Other Miscellaneous Revenues		Bank Corp. Taxes	
Municipal Courts	83,475.00	Total 16,743,817.00		Added and Omitted Taxes	98,463.00
PUBLIC SAFETY		Prior Years Surplus Appropriated 125,000.00		Total Taxes Levied - ABSTRACT	13,034,568.56
Fire Protection	172,426.00	REVENUES TOTAL 16,868,817.00		Total Taxes Billed	13,079,283.00
Police Protection	1,625,292.00	Reserve For Uncollected Taxes 884,406.00		1993 TAXES COLLECTED	12,368,707.00
Civil Defense & Disaster Control	400.00	CAPITAL OUTLAY TOTAL 536,386.00		1993 Taxes Cancelled, Abated or Adjusted	42,469.00
Environmental Inspection & Control	154,231.00	Public Enterprises		Transfer to Tax Title Liens or Foreclosed	33,992.00
Other Public Safety		Recreation-Culture		Balance Outstanding Dec. 31, 1993	634,115.00
PUBLIC WORKS		Public Works 131,202.00		PRIOR YEARS TAXES OUTSTANDING	
Streets and Drainage	413,038.00	Buildings and Grounds 405,184.00		Balance January 1, 1993	1,060,892.00
Sewers and Sewage Processing	956,642.00	Library and Education		Collected in 1993	1,025,902.00
Garbage and Trash Disposal	879,113.00	Conservation		Cancelled, Abated or Adjusted 1993	3,858.00
Public Buildings and Grounds	95,505.00	All Other		Transfers to Tax Title Liens or Foreclosed	462.00
Other Public Works	27,000.00	CAPITAL DEBT AUTHORIZED, DECEMBER 31, 1993		Balance December 31, 1993	30,670.00
HEALTH and WELFARE		ISSUED AND UNISSUED GROSS DEBT NET DEBT		TAX TITLE LIENS OUTSTANDING	
Health Services Except Environmental		School 3,409,398		Balance January 1, 1993	93,341.00
Welfare-Public Assistance	12,641.00	Self-Liquidating 3,296,840 3,220,475		Transfer From Taxes	34,473.00
Hospital, Clinics, First Aid		Other 6,706,238 3,220,475		Redeemed in 1993	44,872.00
Animal, Insect, & Rodent Control		ISSUED AND OUTSTANDING		Cancelled, Abated or Adjusted (1993)	
Other Welfare Services		School 3,409,398.00		Transfer to Foreclosed Property	
RECREATION and CONSERVATION		Self-Liquidating 2,500,000.00		Balance December 31, 1993	82,942.00
Beaches and Boardwalks		Other 5,909,398.00		PROPERTY ACQUIRED BY DEED OR FORECLOSURE	
Parks, Playgrounds, Shade Trees	9,001.00	EQUALIZED VALUATION BASIS FOR NET DEBT COMPUTATION 598,276,820		Balance January 1, 1993	250.00
Land Reclamation & Conservation	49,091.00	REAL PROPERTY VALUATIONS		Transfers From Taxes or Liens	
Other Recreational Services	44,820.00	Code Class # of Parcels % VAL'N ASSESSED VALUATION		Sale For Cash (1993)	
EDUCATION (excluding schools)		1 Vacant Land 80 2.01 10,787,900.00		Cancelled, Abated or Adjusted (1993)	
Libraries	177,715.00	2 Residential 1994 61.09 329,624,100.00		Balance December 31, 1993	250.00
Other Educational Services		3 Farm 91,397,650.00		CURRENT FINANCES DECEMBER 31, 1993	
STATUTORY EXPENDITURES		4a Commercial 212 16.99 55,126,000.00		ASSETS	
Pensions & F. I. C. A.	324,972.00	4b Industrial 130 10.25 52,011,900.00		Cash Dec. 31, 1993	2,072,390.00
Employee Fringe Benefits	531,911.00	4c Apartments 106 9.67 537,947,550.00		Taxes Receivable	664,785.00
Other Statutory Expenditures		Total 2522 538,623,246		Tax Title Liens	82,942.00
CETA And Other Public Employment Programs		Land Area .30 Sq. Miles 575,497,234		Foreclosed Property	250.00
MUNICIPAL FUNCTIONS TOTAL 6,891,875.00		Net Valuation Taxable-Municipal 543,289,727		Emergencies & Other Deferred Charges	
CAPITAL IMPROVEMENTS *MEMO* 40,000.00		Net Valuation Taxable-County 99.14		State and Federal Aid Receivable	8,728.00
DEBT SERVICE				Other Receivables	17,395.00
Principal Payments	11,750.00			Total	2,846,490.00
Interest Payments	106,601.00			LIABILITIES, RESERVES, AND SURPLUS	
DEFERRED CHARGES	8,000.00			Cash Liabilities	661,997.00
SCHOOL, COUNTY, SPECIAL DISTRICT TAXES	8,456,668.56			Reserves for Receivables	765,372.00
RESERVE FOR UNCOLLECTED TAXES	384,406.00			Surplus Dec. 31, 1993	1,419,121.00
EXPENDITURES TOTAL 16,359,300.56				Total	2,846,490.00

2005

Population 1990 **7,115**
 Population 1993 **7,199**
 S & P Rating
 Moody Rating **A1**

General Tax Rate Per \$100.

5.54

State Equalized Tax Rate

2.57**FANWOOD BOROUGH - UNION COUNTY**

Form of Government:

Borough Council

Number of Members on Governing Body - 6

PER CAPITA:

Gross Debt **623.04**
 Net Debt **470.51**
 Debt Service **76.37**
 Total Tax Levy **1,700.37**
 Municipal Expenditures **678.66**

PER CENT

Gross Debt **.96**
 Net Debt **.72**
 Tax Levy Collected **97.04**
 Tax Levy Cancelled, Abated
 or Adjusted **.04**

EXPENDITURES		REVENUES-REALIZED		1993 PROPERTY TAX	
GENERAL GOVERNMENT				STATE EQUALIZED TAX RATE \rightarrow	
Governing Body & Public Boards		1993 Property Taxes Collected	11,900,458.16	Local District School Taxes	
Municipal Clerk		1993 Payments in Lieu of Taxes		Regional & Consolidated School Tax	1.56
Financial Administration	64,575.00	Delinquent Tax & Lien Collections	294,327.41	School Taxes in Municipal Budget	
Assessment of Taxes	22,194.57	Business Personalty Replacement Taxes	40,123.32	County Taxes	.44
Collection of Taxes	27,648.84	Taxes From Public Utilities	680,275.00	County Library Taxes	
Planning, Housing & Development	11,224.50	Other Miscellaneous Tax Revenues		Local Municipal Purpose Taxes	.57
Human Resources	64,872.36	State Aid Revenues	349,145.63	Veteran & Senior Citizen Taxes	
Elections		Federal Aid Revenues		Total Taxes for Rate Computation	2.57
General Administration (other)	726,305.55			Special District Taxes	
JUDICIARY		Sale of Acquired Property		Bank Corp. Taxes	
Municipal Courts	83,607.94	Other Miscellaneous Revenues	568,903.77	Added and Omitted Taxes	
PUBLIC SAFETY		Total	13,833,233.29	Total Taxes Levied - ABSTRACT	12,244,527.48
Fire Protection	123,514.20	Prior Years Surplus Appropriated	455,000.00	Total Taxes Billed	12,263,135.12
Police Protection	1,125,689.21	REVENUES	14,288,233.29	1993 TAXES COLLECTED	11,900,458.16
Civil Defense & Disaster Control	3,450.00	Reserve For Uncollected Taxes	366,500.00	1993 Taxes Cancelled, Abated or Adjusted	5,067.40
Environmental Inspection & Control	65,326.85			Transfer to Tax Title Liens or Foreclosed	6,254.66
Other Public Safety		CAPITAL OUTLAY	188,209.82	Balance Outstanding Dec. 31, 1993	351,354.90
PUBLIC WORKS		TOTAL		PRIOR YEARS TAXES OUTSTANDING	
Streets and Drainage	505,789.77	Public Enterprises		Balance January 1, 1993	366,058.46
Sewers and Sewage Processing	124,800.00	Recreation-Culture		Collected in 1993	294,327.41
Garbage and Trash Disposal		Public Works	300.00	Cancelled, Abated or Adjusted 1993	
Public Buildings and Grounds		Buildings and Grounds	187,909.82	Transfers to Tax Title Liens or Foreclosed	
Other Public Works	21,150.00	Library and Education		Balance December 31, 1993	71,731.05
HEALTH and WELFARE		Conservation		TAX TITLE LIENS OUTSTANDING	
Health Services Except Environmental	50,740.91	All Other		Balance January 1, 1993	21,120.37
Welfare-Public Assistance	5,226.83	CAPITAL DEBT AUTHORIZED, DECEMBER 31, 1993		Transfer From Taxes	6,271.55
Hospital, Clinics, First Aid		ISSUED AND UNISSUED		Redeemed In 1993	
Animal, Insect, & Rodent Control	1.00	GROSS DEBT		Cancelled, Abated or Adjusted (1993)	
Other Welfare Services		School	1,098,092	Transfer to Foreclosed Property	
RECREATION and CONSERVATION		Self-Liquidating		Balance December 31, 1993	27,391.92
Beaches and Boardwalks		Other	3,387,178	PROPERTY ACQUIRED BY DEED OR	
Parks, Playgrounds, Shode Trees	54,364.36	Total	4,485,271	FORECLOSURE	
Land Reclamation & Conservation	2,727.88	ISSUED AND OUTSTANDING		Balance January 1, 1993	12,279.00
Other Recreational Services	3,530.00	School	1,095,677.00	Transfers From Taxes or Liens	
EDUCATION (excluding schools)		Self-Liquidating		Sale For Cash (1993)	
Libraries	194,554.00	Other	2,727,000.00	Cancelled, Abated or Adjusted (1993)	
Other Educational Services	700.00	Total	3,822,677.00	Balance December 31, 1993	12,279.00
STATUTORY EXPENDITURES		EQUALIZED VALUATION BASIS		CURRENT FINANCES DECEMBER 31, 1993	
Pensions & F. I. C. A.	252,446.00	FOR NET DEBT COMPUTATION	469,235,305	ASSETS	
Employee Fringe Benefits	431,393.62	REAL PROPERTY VALUATIONS		Cash Dec. 31, 1993	1,576,642.99
Other Statutory Expenditures		Code Class # of Parcels % VAL'N		Taxes Receivable	423,085.95
CETA And Other Public Employment Programs		1 Vacant Land 56 .82	1,808,400.00	Tox Title Liens	27,391.92
MUNICIPAL FUNCTIONS	3,965,833.39	2 Residential 2437 92.14	203,393,400.00	Foreclosed Property	12,279.00
CAPITAL IMPROVEMENTS	6,000.00	3 Form		Emergencies & Other Deferred Charges	4,600.00
DEBT SERVICE		4a Commercial 74 5.66	12,483,900.00	State and Federal Aid Receivable	6,797.00
Principal Payments	360,000.00	4b Industrial 20 1.38	3,054,200.00	Other Receivables	38,964.91
Interest Payments	189,753.17	4c Apartments		Total	2,089,761.77
DEFERRED CHARGES	3,600.00	Total 2587	220,739,900.00	LIABILITIES, RESERVES, AND SURPLUS	
SCHOOL, COUNTY, SPECIAL DISTRICT TAXES	9,520,741.19	Land Area 1.29 Sq. Miles		Cash Liabilities	586,597.59
RESERVE FOR UNCOLLECTED TAXES	366,500.00	Net Valuation Taxable-Municipal	221,269,267	Reserves for Receivables	501,721.78
EXPENDITURES	14,406,427.75	Net Valuation Taxable-County	456,298,997	Surplus Dec. 31, 1993	901,442.40
TOTAL		State Equalized Valuation	475,647,533	Total	2,089,761.77
		State Equalization Ratio	46.46		

1807

Population 1990 657
 Population 1993 706
 S & P Rating
 Moody Rating

General Tax Rate Per \$100. 1.67
 State Equalized Tax Rate 1.28

FAR HILLS BORO. - SOMERSET CO.

Form of Government:
 Borough Council

Number of Members on Governing Body - 6

PER CAPITA:

Gross Debt 1,566.04
 Net Debt 1,566.04
 Debt Service 92.75
 Total Tax Levy 2,980.80
 Municipal Expenditures 1,417.62

PER CENT:

Gross Debt .69
 Net Debt .68
 Tax Levy Collected 95.16
 Tax Levy Cancelled, Abated or Adjusted .28

EXPENDITURES		REVENUES-REALIZED		1993 PROPERTY TAX	
GENERAL GOVERNMENT				STATE EQUALIZED TAX RATE 1.37	
Governing Body & Public Boards	649.00	1993 Property Taxes Collected 2,013,095.11		Local District School Taxes	596,764.00
Municipal Clerk				Regional & Consolidated School Tax	
Financial Administration	23,641.61	1993 Payments in Lieu of Taxes		School Taxes in Municipal Budget	
Assessment of Taxes	5,134.01	Delinquent Tax & Lien Collections 38,287.89		County Taxes	* 726,801.21
Collection of Taxes	21,559.38	Business Personalty Replacement Taxes 10,591.16		County Library Taxes	
Planning, Housing & Development	18,713.43	Taxes From Public Utilities 53,375.00		Local Municipal Purpose Taxes	748,720.18
Human Resources		Other Miscellaneous Tax Revenues		Veteran & Senior Citizen Taxes	3,050.00
Elections		State Aid Revenues 18,831.26		Total Taxes for Rate Computation	2,075,335.39
General Administration (other)	119,921.47	Federal Aid Revenues		Special District Taxes	
JUDICIARY		Sole of Acquired Property		Bank Corp. Taxes	
Municipal Courts	20,450.00	Other Miscellaneous Revenues		Added and Omitted Taxes	32,162.73
PUBLIC SAFETY		Total 2,353,683.02		Total Taxes Levied - ABSTRACT	2,104,448.12
Fire Protection	37,377.78	Prior Years Surplus Appropriated 181,000.00		Total Taxes Billed	2,115,484.39
Police Protection	284,183.00	REVENUES TOTAL 2,534,683.02		1993 TAXES COLLECTED	2,013,095.11
Civil Defense & Disaster Control		Reserve For Uncollected Taxes 124,857.31		1993 Taxes Cancelled, Abated or Adjusted	5,961.90
Environmental Inspection & Control	17,048.00	CAPITAL OUTLAY TOTAL 575,649.34		Transfer to Tax Title Liens or Foreclosed	
Other Public Safety				Balance Outstanding Dec. 31, 1993	96,427.38
PUBLIC WORKS				PRIOR YEARS TAXES OUTSTANDING	
Streets and Drainage	55,864.62	Public Enterprises		Balance January 1, 1993	145,753.38
Sewers and Sewage Processing	46,250.00	Recreation-Culture		Collected in 1993	88,287.89
Garbage and Trash Disposal	11,100.00	Public Works 569,543.12		Cancelled, Abated or Adjusted 1993	
Public Buildings and Grounds	39,500.00	Buildings and Grounds 6,106.22		Transfers to Tax Title Liens or Foreclosed	
Other Public Works		Library and Education		Balance December 31, 1993	17,465.49
HEALTH and WELFARE		Conservation		TAX TITLE LIENS OUTSTANDING	
Health Services Except Environmental	8,474.00	All Other		Balance January 1, 1993	
Welfare-Public Assistance	615.00	CAPITAL DEBT AUTHORIZED, DECEMBER 31, 1993		Transfer From Taxes	
Hospital, Clinics, First Aid	500.00	ISSUED AND UNISSUED		Redeemed In 1993	
Animal, Insect, & Rodent Control		GROSS DEBT		Cancelled, Abated or Adjusted (1993)	
Other Welfare Services		NET DEBT		Transfer to Foreclosed Property	
RECREATION and CONSERVATION		School		Balance December 31, 1993	
Beaches and Boardwalks		Self-Liquidating		PROPERTY ACQUIRED BY DEED OR	
Parks, Playgrounds, Shade Trees	9,910.00	Other		FORECLOSURE	
Land Reclamation & Conservation	678.36	Total 1,105,625		Balance January 1, 1993	
Other Recreational Services	250.00	ISSUED AND OUTSTANDING		Transfers From Taxes or Liens	
EDUCATION (excluding schools)		School		Sale For Cash (1993)	
Libraries	55,413.00	Self-Liquidating		Cancelled, Abated or Adjusted (1993)	
Other Educational Services		Other		Balance December 31, 1993	
STATUTORY EXPENDITURES		Total 1,105,625.00		CURRENT FINANCES DECEMBER 31, 1993	
Pensions & F. I. C. A.	30,757.00	EQUALIZED VALUATION BASIS		ASSETS	
Employee Fringe Benefits		FOR NET DEBT COMPUTATION 163,370,357		Cash Dec. 31, 1993	606,456.10
Other Statutory Expenditures	1,300.00	REAL PROPERTY VALUATIONS		Taxes Receivable	153,892.87
CETA And Other Public Employment Programs		Code Class # of Parcels % VALN		Tax Title Liens	
MUNICIPAL FUNCTIONS TOTAL 809,339.66		ASSESSED VALUATION		Foreclosed Property	
CAPITAL IMPROVEMENTS *ME 90* 101,000.00		1 Vacant Land 29 9.35 11,630,800.00		Emergencies & Other Deferred Charges	2,782.59
DEBT SERVICE		2 Residential 191 72.17 99,787,400.00		State and Federal Aid Receivable	
Principal Payments 50,000.00		3 Farm 33 6.99 8,689,300.00		Other Receivables	6,607.43
Interest Payments 15,481.21		4a Commercial 25 11.50 14,305,600.00		Total	769,738.99
DEFERRED CHARGES 1,161.47		4b Industrial		LIABILITIES, RESERVES, AND SURPLUS	
SCHOOL, COUNTY, SPECIAL DISTRICT TAXES 1,323,565.21		4c Apartments		Cash Liabilities	223,622.16
RESERVE FOR UNCOLLECTED TAXES 124,857.31		Total 278 124,413,100.00		Reserves for Receivables	160,500.30
EXPENDITURES TOTAL 2,324,404.86		Land Area 4.90 Sq. Miles		Surplus Dec. 31, 1993	385,616.53
		Net Valuation Taxable-Municipal 124,749,800		Total	769,738.99
		Net Valuation Taxable-County 174,807,466			
		State Equalized Valuation 163,266,375			
		State Equalization Ratio 76.36			

1314

Population 1990 1,462
 Population 1993 1,538
 S & P Rating
 Moody Rating

General Tax Rate Per \$100.

2.59

State Equalized Tax Rate

2.36

FARMINGDALE BORO. - MONMOUTH CO.

Form of Government:
 Borough Council

Number of Members on Governing Body - 6

PER CAPITA:

Gross Debt 2,445.09
 Net Debt 900.75
 Debt Service 13.52
 Total Tax Levy 1,163.29
 Municipal Expenditures 486.52

PER CENT:

Gross Debt 4.84
 Net Debt 1.79
 Tax Levy Collected 91.30
 Tax Levy Cancelled, Abated
 or Adjusted .27

EXPENDITURES		REVENUES-REALIZED		1993 PROPERTY TAX	
GENERAL GOVERNMENT		1993 Property Taxes Collected		STATE EQUALIZED TAX RATE	
Governing Body & Public Boards		1993 Payments in Lieu of Taxes	1,629,835.10	Local District School Taxes	1.34
Municipal Clerk		Delinquent Tax & Lien Collections	171,735.94	Regional & Consolidated School Tax	.26
Financial Administration	33,555.05	Business Personalty Replacement Taxes	22,077.00	School Taxes in Municipal Budget	
Assessment of Taxes	9,100.00	Taxes From Public Utilities	72,130.00	County Taxes	.46
Collection of Taxes	6,222.98	Other Miscellaneous Tax Revenues		County Library Taxes	.02
Planning, Housing & Development	3,710.00	State Aid Revenues	67,518.15	Local Municipal Purpose Taxes	.29
Human Resources	4,126.00	Federal Aid Revenues		Veteran & Senior Citizen Taxes	
Elections	615.00			Total Taxes for Rate Computation	2.37
General Administration (other)	109,342.02			Special District Taxes	
JUDICIARY				Bank Corp. Taxes	
Municipal Courts	17,143.15			Added and Omitted Taxes	4,652.12
PUBLIC SAFETY				Total Taxes Levied - ABSTRACT	1,784,520.12
Fire Protection	19,583.20			Total Taxes Billed	1,785,111.80
Police Protection	97,232.67			1993 TAXES COLLECTED	1,629,835.10
Civil Defense & Disaster Control	2,800.00			1993 Taxes Cancelled, Abated or Adjusted	4,735.55
Environmental Inspection & Control	12,970.81			Transfer to Tax Title Liens or Foreclosed	13,842.49
Other Public Safety				Balance Outstanding Dec. 31, 1993	135,708.66
PUBLIC WORKS				PRIOR YEARS TAXES OUTSTANDING	
Streets and Drainage	40,817.84			Balance January 1, 1993	173,294.80
Sewers and Sewage Processing				Collected in 1993	164,878.77
Garbage and Trash Disposal	7,000.00			Cancelled, Abated or Adjusted 1993	
Public Buildings and Grounds	5,350.00			Transfers to Tax Title Liens or Foreclosed	
Other Public Works				Balance December 31, 1993	8,416.03
HEALTH and WELFARE				TAX TITLE LIENS OUTSTANDING	
Health Services Except Environmental				Balance January 1, 1993	146,701.06
Welfare-Public Assistance	2,300.00			Transfer From Taxes	14,832.49
Hospital, Clinics, First Aid				Redeemed in 1993	6,858.51
Animal, Insect, & Rodent Control				Cancelled, Abated or Adjusted (1993)	
Other Welfare Services				Transfer to Foreclosed Property	
RECREATION and CONSERVATION				Balance December 31, 1993	154,675.04
Beaches and Boardwalks	500.00			PROPERTY ACQUIRED BY DEED OR	
Parks, Playgrounds, Shaded Trees	15,406.50			FORECLOSURE	
Land Reclamation & Conservation	1,300.00			Balance January 1, 1993	1,200.00
Other Recreational Services				Transfers From Taxes or Liens	
EDUCATION (excluding schools)				Sale For Cash (1993)	
Libraries				Cancelled, Abated or Adjusted (1993)	
Other Educational Services				Balance December 31, 1993	1,200.00
STATUTORY EXPENDITURES				CURRENT FINANCES DECEMBER 31, 1993	
Pensions & F. I. C. A.	13,061.00			ASSETS	
Employee Fringe Benefits	14,000.00			Cash Dec. 31, 1993	568,949.46
Other Statutory Expenditures				Taxes Receivable	144,124.69
CETA And Other Public Employment Programs				Tax Title Liens	154,675.04
MUNICIPAL FUNCTIONS				Foreclosed Property	1,200.00
CAPITAL IMPROVEMENTS	416,186.22			Emergencies & Other Deferred Charges	20,242.13
DEBT SERVICE				State and Federal Aid Receivable	5,971.50
Principal Payments	20,798.40			Other Receivables	224,511.15
Interest Payments				Total	1,119,673.98
DEFERRED CHARGES				LIABILITIES, RESERVES, AND SURPLUS	
SCHOOL, COUNTY, SPECIAL DISTRICT TAXES	23,842.67			Cash Liabilities	205,321.10
RESERVE FOR UNCOLLECTED TAXES	1,562,896.61			Reserves for Receivables	524,510.89
EXPENDITURES				Surplus Dec. 31, 1993	389,841.99
TOTAL	2,311,155.08			Total	1,119,673.98

0314

Population 1990 579
 Population 1993 582
 S & P Rating
 Moody Rating

General Tax Rate Per \$100. 3.05
 State Equalized Tax Rate 2.55

FIELDSBORO BORO. - BURLINGTON CO.
Form of Government:
Borough Council
Number of Members on Governing Body - 6

PER CAPITA:
 Gross Debt 908.33
 Net Debt 439.21
 Debt Service 3.94
 Total Tax Levy 1,019.94
 Municipal Expenditures 660.37

PER CENT:
 Gross Debt 2.35
 Net Debt 1.14
 Tax Levy Collected 84.60
 Tax Levy Cancelled, Abated or Adjusted

EXPENDITURES		REVENUES-REALIZED		1993 PROPERTY TAX	
GENERAL GOVERNMENT				STATE EQUALIZED TAX RATE →	
Governing Body & Public Boards		1993 Property Taxes Collected	502,186.38	Local District School Taxes	
Municipal Clerk		1993 Payments in Lieu of Taxes		Regional & Consolidated School Tax	1.47
Financial Administration	7,600.00	Delinquent Tax & Lien Collections	96,991.73	School Taxes in Municipal Budget	
Assessment of Taxes	5,260.00	Business Personalty Replacement Taxes	65,631.67	County Taxes	.57
Collection of Taxes	4,300.00	Taxes From Public Utilities	36,099.00	County Library Taxes	.04
Planning, Housing & Development	5,154.53	Other Miscellaneous Tax Revenues		Local Municipal Purpose Taxes	.47
Human Resources		State Aid Revenues	30,581.02	Veteran & Senior Citizen Taxes	
Elections		Federal Aid Revenues		Total Taxes for Rate Computation	2.55
General Administration (other)	72,687.04			Special District Taxes	
JUDICIARY				Bank Corp. Taxes	
Municipal Courts	9,275.00	Sale of Acquired Property	37,392.09	Added and Omitted Taxes	534.26
PUBLIC SAFETY		Other Miscellaneous Revenues	768,881.89	Total Taxes Levied - ABSTRACT	593,602.89
Fire Protection	5,000.00			Total Taxes Billed	593,612.43
Police Protection	31,541.64	Prior Years Surplus Appropriated	32,000.00	1993 TAXES COLLECTED	502,186.38
Civil Defense & Disaster Control	1,625.00	REVENUES TOTAL	800,881.89	1993 Taxes Cancelled, Abated or Adjusted	.01
Environmental Inspection & Control	5,000.00	Reserve For Uncollected Taxes	104,282.00	Transfer to Tax Title Liens or Foreclosed	10,279.20
Other Public Safety		CAPITAL OUTLAY TOTAL	14,060.50	Balance Outstanding Dec. 31, 1993	81,146.84
PUBLIC WORKS				PRIOR YEARS TAXES OUTSTANDING	
Streets and Drainage	28,850.00	Public Enterprises		Balance January 1, 1993	95,330.72
Sewers and Sewage Processing		Recreation-Culture		Collected in 1993	95,325.95
Garbage and Trash Disposal	40,500.00	Public Works	8,601.50	Cancelled, Abated or Adjusted 1993	4.77
Public Buildings and Grounds	28,546.17	Buildings and Grounds	5,459.00	Transfers to Tax Title Liens or Foreclosed	
Other Public Works		Library and Education		Balance December 31, 1993	
HEALTH and WELFARE		Conservation		TAX TITLE LIENS OUTSTANDING	
Health Services Except Environmental	50.00	All Other		Balance January 1, 1993	37,569.45
Welfare-Public Assistance	425.00			Transfer From Taxes	10,279.20
Hospital, Clinics, First Aid		CAPITAL DEBT AUTHORIZED, DECEMBER 31, 1993		Redeemed In 1993	1,665.78
Animal, Insect, & Rodent Control		ISSUED AND UNISSUED		Cancelled, Abated or Adjusted (1993)	
Other Welfare Services		School	273,028	Transfer to Foreclosed Property	
RECREATION and CONSERVATION		Self-Liquidating		Balance December 31, 1993	46,182.87
Beaches and Boardwalks		Other	255,622	PROPERTY ACQUIRED BY DEED OR FORECLOSURE	
Parks, Playgrounds, Shade Trees	3,000.00	Total	528,650	Balance January 1, 1993	300.00
Land Reclamation & Conservation				Transfers From Taxes or Liens	
Other Recreational Services		ISSUED AND OUTSTANDING		Sale For Cash (1993)	
EDUCATION (excluding schools)		School	41,357.00	Cancelled, Abated or Adjusted (1993)	
Libraries	50.00	Self-Liquidating		Balance December 31, 1993	300.00
Other Educational Services		Other	24,000.00	CURRENT FINANCES DECEMBER 31, 1993	
STATUTORY EXPENDITURES		Total	65,357.00	ASSETS	
Pensions & F. I. C. A.	6,517.49	EQUALIZED VALUATION BASIS FOR NET DEBT COMPUTATION	22,459,423	Cash Dec. 31, 1993	208,502.03
Employee Fringe Benefits		REAL PROPERTY VALUATIONS		Taxes Receivable	81,146.84
Other Statutory Expenditures		Code Class # of Parcels % VAL'N	ASSESSED VALUATION	Tax Title Liens	46,182.87
CETA And Other Public Employment Programs		1 Vacant Land 66 2.93	544,000.00	Foreclosed Property	300.00
MUNICIPAL FUNCTIONS TOTAL	255,381.87	2 Residential 167 67.21	12,495,800.00	Emergencies & Other Deferred Charges	17,776.84
CAPITAL IMPROVEMENTS *MEMO*	3,000.00	3 Farm		State and Federal Aid Receivable	
DEBT SERVICE		4a Commercial 8 7.67	1,425,300.00	Other Receivables	48,519.28
Principal Payments	4,000.00	4b Industrial 1 22.20	6,127,600.00	Total	402,427.86
Interest Payments	1,204.00	4c Apartments		LIABILITIES, RESERVES, AND SURPLUS	
		Total 242	18,592,700.00	Cash Liabilities	37,478.94
DEFERRED CHARGES	19,466.71	Land Area .30 Sq. Miles		Reserves for Receivables	176,768.99
SCHOOL, COUNTY, SPECIAL DISTRICT TAXES	483,655.63	Net Valuation Taxable-Municipal	19,464,327	Surplus Dec. 31, 1993	188,179.93
RESERVE FOR UNCOLLECTED TAXES	104,282.00	Net Valuation Taxable-County	25,163,276	Total	402,427.85
EXPENDITURES TOTAL	867,990.21	State Equalized Valuation	23,146,336		
		State Equalization Ratio	83.47		

Population 1990 4,047
 Population 1993 4,222
 S & P Rating
 Moody Rating

General Tax Rate Per \$100. 2.25
 State Equalized Tax Rate 2.23

FLEMINGTON BORO. - HUNTERDON CO.

Form of Government:
 Borough Council

Number of Members on Governing Body - 6

PER CAPITA:

Gross Debt 1,833.97
 Net Debt 279.70
 Debt Service
 Total Tax Levy 1,538.87
 Municipal Expenditures 607.37

PER CENT:

Gross Debt 2.56
 Net Debt .39
 Tax Levy Collected 95.24
 Tax Levy Cancelled, Abated or Adjusted .43

EXPENDITURES		REVENUES-REALIZED		1993 PROPERTY TAX	
GENERAL GOVERNMENT				STATE EQUALIZED TAX RATE	
Governing Body & Public Boards		1993 Property Taxes Collected	6,204,595.12	Local District School Taxes	1.31 2,949,023.76
Municipal Clerk		1993 Payments in Lieu of Taxes		Regional & Consolidated School Tax	.43 1,250,128.53
Financial Administration	61,300.00	Delinquent Tax & Lien Collections	370,490.78	School Taxes in Municipal Budget	
Assessment of Taxes	78,734.00	Business Personality Replacement Taxes	108,091.24	County Taxes	.33 963,335.40
Collection of Taxes	17,500.00	Taxes From Public Utilities	241,069.00	County Library Taxes	
Planning, Housing & Development	23,550.00	Other Miscellaneous Tax Revenues		Local Municipal Purpose Taxes	.45 1,329,036.00
Human Resources	47,319.00	State Aid Revenues	163,365.45	Veteran & Senior Citizen Taxes	
Elections		Federal Aid Revenues		Total Taxes for Rate Computation	2.22 6,510,173.69
General Administration (other)	340,460.00			Special District Taxes	
JUDICIARY		Sale of Acquired Property		Bank Corp. Taxes	
Municipal Courts	79,330.00	Other Miscellaneous Revenues	286,943.15	Added and Omitted Taxes	
PUBLIC SAFETY		Total	7,374,555.74	Total Taxes Levied - ABSTRACT	6,497,106.92
Fire Protection	51,839.00	Prior Years Surplus Appropriated	200,000.00	Total Taxes Billed	6,514,497.13
Police Protection	523,186.94	REVENUES TOTAL	7,574,555.74	1993 TAXES COLLECTED	6,204,596.12
Civil Defense & Disaster Control	4,900.00	Reserve For Uncollected Taxes	445,000.00	1993 Taxes Cancelled, Abated or Adjusted	27,746.39
Environmental Inspection & Control	39,770.00	CAPITAL OUTLAY TOTAL	358,683.73	Transfer to Tax Title Liens or Foreclosed	
Other Public Safety				Balance Outstanding Dec. 31, 1993	282,154.12
PUBLIC WORKS		Public Enterprises		PRIOR YEARS TAXES OUTSTANDING	
Streets and Drainage	201,860.00	Recreation-Culture		Balance January 1, 1993	407,985.89
Sewers and Sewage Processing		Public Works	58,735.89	Collected in 1993	370,490.78
Garbage and Trash Disposal	164,190.00	Buildings and Grounds	299,977.84	Cancelled, Abated or Adjusted 1993	33,629.08
Public Buildings and Grounds	30,760.00	Library and Education		Transfers to Tax Title Liens or Foreclosed	
Other Public Works		Conservation		Balance December 31, 1993	3,866.02
HEALTH and WELFARE		All Other		TAX TITLE LIENS OUTSTANDING	
Health Services Except Environmental	10,080.00			Balance January 1, 1993	
Welfare-Public Assistance	20,900.00	CAPITAL DEBT AUTHORIZED, DECEMBER 31, 1993		Transfer From Taxes	
Hospital, Clinics, First Aid		ISSUED AND UNISSUED		Redeemed in 1993	
Animal, Insect, & Rodent Control	4,135.00	School	6,562,131	Cancelled, Abated or Adjusted (1993)	
Other Welfare Services		Self-Liquidating		Transfer to Foreclosed Property	
RECREATION and CONSERVATION		Other	1,130,890	Balance December 31, 1993	
Beaches and Boardwalks		Total	7,743,021	PROPERTY ACQUIRED BY DEED OR FORECLOSURE	
Parks, Playgrounds, Shade Trees				Balance January 1, 1993	24,000.00
Land Reclamation & Conservation	39,740.00	ISSUED AND OUTSTANDING		Transfers From Taxes or Liens	
Other Recreational Services	16,600.00	School	3,327,350.08	Sale For Cash (1993)	
EDUCATION (excluding schools)		Self-Liquidating		Cancelled, Abated or Adjusted (1993)	24,000.00
Libraries	128,000.00	Other		Balance December 31, 1993	
Other Educational Services		Total	3,627,350.08	CURRENT FINANCES DECEMBER 31, 1993	
STATUTORY EXPENDITURES		EQUALIZED VALUATION BASIS FOR NET DEBT COMPUTATION	302,676,224	ASSETS	
Pensions & F. I. C. A.	63,360.00	REAL PROPERTY VALUATIONS		Cash Dec. 31, 1993	714,108.28
Employee Fringe Benefits	87,120.00	Code Class # of Parcels %VALN		Taxes Receivable	286,020.14
Other Statutory Expenditures		1 Vacant Land 43 1.34	3,820,400.00	Tax Title Liens	
CETA And Other Public Employment Programs		2 Residential 821 41.37	119,791,000.00	Foreclosed Property	
MUNICIPAL FUNCTIONS		3 Farm 3	9,234.00	Emergencies & Other Deferred Charges	29,800.00
CAPITAL IMPROVEMENTS	*MEMO*	4a Commercial 228 46.82	133,941,400.00	State and Federal Aid Receivable	1,818.31
DEBT SERVICE		4b Industrial 2 .72	2,047,200.00	Other Receivables	219,593.57
Principal Payments		4c Apartments 9 9.25	26,465,500.00	Total	1,250,340.30
Interest Payments		Total 1106	296,074,734.00	LIABILITIES, RESERVES, AND SURPLUS	
DEFERRED CHARGES		Land Area 1.10 Sq. Miles		Cash Liabilities	419,668.91
SCHOOL, COUNTY, SPECIAL DISTRICT TAXES	84,680.00	Net Valuation Taxable-Municipal	289,235,062	Reserves for Receivables	504,613.71
RESERVE FOR UNCOLLECTED TAXES	5,162,437.69	Net Valuation Taxable-County	320,507,643	Surplus Dec. 31, 1993	326,057.63
EXPENDITURES TOTAL	7,725,801.63	State Equalized Valuation	292,496,134	Total	1,250,340.30
		State Equalization Ratio	98.89		

0315

Population 1990 10,266
 Population 1993 10,230
 S & P Rating
 Moody Rating AAA

General Tax Rate Per \$100. 2.30
 State Equalized Tax Rate 2.35

FLORENCE TWP. - BURLINGTON COUNTY

Form of Government

Mayor-Council Plan F (OMCL 50)

Number of Members on Governing Body - 5

PER CAPITA:

Gross Debt 2,150.46
 Net Debt 799.70
 Debt Service 94.37
 Total Tax Levy 1,072.22
 Municipal Expenditures 598.46

PER CENT:

Gross Debt 4.99
 Net Debt 1.86
 Tax Levy Collected 94.46
 Tax Levy Cancelled, Abated or Adjusted 3.9

EXPENDITURES		REVENUES-REALIZED		1993 PROPERTY TAX	
GENERAL GOVERNMENT				STATE EQUALIZED TAX RATE 1.15	
Governing Body & Public Boards	24,674.00	1993 Property Taxes Collected	10,366,785.97	Local District School Taxes	5,150,377.00
Municipal Clerk	101,937.00	1993 Payments in Lieu of Taxes		Regional & Consolidated School Tax	
Financial Administration	157,418.00	Delinquent Tax & Lien Collections	380,780.77	School Taxes in Municipal Budget	
Assessment of Taxes	33,998.00	Business Personalty Replacement Taxes	414,648.51	County Taxes	2,468,329.60
Collection of Taxes	74,280.00	Taxes From Public Utilities	824,972.87	County Library Taxes	156,209.79
Planning, Housing & Development	76,772.00	Other Miscellaneous Tax Revenues		Local Municipal Purpose Taxes	2,686,000.00
Human Resources	80,544.00	State Aid Revenues	586,031.37	Veteran & Senior Citizen Taxes	142,700.00
Elections		Federal Aid Revenues		Total Taxes for Rate Computation	10,603,616.39
General Administration (other)	371,765.00			Special District Taxes	438,000.00
JUDICIARY		Sale of Acquired Property		Bank Corp. Taxes	
Municipal Courts	111,115.00	Other Miscellaneous Revenues	946,136.28	Added and Omitted Taxes	69,919.06
PUBLIC SAFETY		Total	13,519,355.77	Total Taxes Levied - ABSTRACT	10,968,835.45
Fire Protection	34,244.00	Prior Years Surplus Appropriated	300,000.00	Total Taxes Billed	10,975,282.20
Police Protection	1,380,530.96	REVENUES TOTAL	13,819,355.77	1993 TAXES COLLECTED	10,366,785.97
Civil Defense & Disaster Control	500.00	Reserve For Uncollected Taxes	735,977.00	1993 Taxes Cancelled, Abated or Adjusted	42,467.85
Environmental Inspection & Control	146,921.00	CAPITAL OUTLAY TOTAL	382,896.23	Transfer to Tax Title Liens or Foreclosed	74,079.82
Other Public Safety				Balance Outstanding Dec. 31, 1993	491,948.56
PUBLIC WORKS				PRIOR YEARS TAXES OUTSTANDING	
Streets and Drainage	327,530.00	Public Enterprises	83,482.48	Balance January 1, 1993	475,144.76
Sewers and Sewage Processing	181,145.00	Recreation-Culture	11,178.18	Collected in 1993	366,226.69
Garbage and Trash Disposal	318,364.00	Public Works	68,803.77	Cancelled, Abated or Adjusted 1993	1,685.34
Public Buildings and Grounds	180,589.00	Buildings and Grounds	219,431.80	Transfers to Tax Title Liens or Foreclosed	1,157.72
Other Public Works	33,450.00	Library and Education		Balance December 31, 1993	106,075.01
HEALTH and WELFARE		Conservation		TAX TITLE LIENS OUTSTANDING	
Health Services Except Environmental	2,310.00	All Other		Balance January 1, 1993	1,208,732.28
Welfare-Public Assistance	9,612.00	CAPITAL DEBT AUTHORIZED, DECEMBER 31, 1993		Transfer From Taxes	75,513.04
Hospital, Clinics, First Aid		ISSUED AND UNISSUED		Redeemed In 1993	14,554.08
Animal, Insect, & Rodent Control		School	10,798,000	Cancelled, Abated or Adjusted (1993)	
Other Welfare Services		Self-Liquidating	3,020,300	Transfer to Foreclosed Property	
RECREATION and CONSERVATION		Other	8,180,940	Balance December 31, 1993	1,269,691.24
Beaches and Boardwalks		Total	21,999,240	PROPERTY ACQUIRED BY DEED OR	
Parks, Playgrounds, Shade Trees	79,376.00	ISSUED AND OUTSTANDING		FORECLOSURE	
Land Reclamation & Conservation	6,047.75	School	10,798,000.00	Balance January 1, 1993	9,940.01
Other Recreational Services	56,434.00	Self-Liquidating	1,928,700.00	Transfers From Taxes or Liens	
EDUCATION (excluding schools)		Other	4,972,100.00	Sale For Cash (1993)	
Libraries	46,615.00	Total	17,698,800.00	Cancelled, Abated or Adjusted (1993)	
Other Educational Services		EQUALIZED VALUATION BASIS		Balance December 31, 1993	9,940.01
STATUTORY EXPENDITURES		FOR NET DEBT COMPUTATION	440,522,831	CURRENT FINANCES DECEMBER 31, 1993	
Pensions & F. I. C. A.	116,593.00	REAL PROPERTY VALUATIONS		ASSETS	
Employee Fringe Benefits	331,306.00	Code Class # of Parcels % VAL'N		Cash Dec. 31, 1993	2,367,344.67
Other Statutory Expenditures		1 Vacant Land 396 4.39		Taxes Receivable	598,023.57
CETA And Other Public Employment Programs	4,284,070.71	2 Residential 3430 77.19		Tax Title Liens	1,269,691.24
MUNICIPAL FUNCTIONS		3 Farm 126 1.43		Foreclosed Property	9,940.01
CAPITAL IMPROVEMENTS	48,000.00	4a Commercial 156 6.14		Emergencies & Other Deferred Charges	193,000.00
DEBT SERVICE		4b Industrial 25 9.55		State and Federal Aid Receivable	14,851.47
Principal Payments	625,500.00	4c Apartments 8 1.31		Other Receivables	170,550.60
Interest Payments	339,933.93	Total 4141	451,894,500.00	Total	4,623,401.56
DEFERRED CHARGES		Land Area 9.65 Sq. Miles		LIABILITIES, RESERVES, AND SURPLUS	
SCHOOL, COUNTY, SPECIAL DISTRICT TAXES	136,764.04	Net Valuation Taxable-Municipal	455,338,753	Cash Liabilities	1,973,904.79
RESERVE FOR UNCOLLECTED TAXES	8,212,916.39	Net Valuation Taxable-County	466,727,840	Reserves for Receivables	2,046,988.24
EXPENDITURES TOTAL	735,977.00	State Equalized Valuation	446,434,646	Surplus Dec. 31, 1993	604,508.53
	14,335,162.07	State Equalization Ratio	102.01	Total	4,623,401.56

Population 1990 8,521
 Population 1993 8,587
 S & P Rating
 Moody Rating

General Tax Rate Per \$100. 1.77
 State Equalized Tax Rate 1.35

FLORHAM PARK BOROUGH - MORRIS CO.

Form of Government:
 Borough Council

Number of Members on Governing Body - 6

PER CAPITA:

Gross Debt 984.76
 Net Debt 304.31
 Debt Service 110.75
 Total Tax Levy 2,356.83
 Municipal Expenditures 901.93

PER CENT:

Gross Debt .53
 Net Debt .16
 Tax Levy Collected 98.24
 Tax Levy Cancelled, Abated or Adjusted

EXPENDITURES		REVENUES-REALIZED		1993 PROPERTY TAX	
GENERAL GOVERNMENT				STATE EQUALIZED TAX RATE	
Governing Body & Public Boards		1993 Property Taxes Collected	19,559,186.00	Local District School Taxes	.47 6,916,292.00
Municipal Clerk		1993 Payments in Lieu of Taxes		Regional & Consolidated School Tax	.28 4,200,027.72
Financial Administration	145,719.00	Delinquent Tax & Lien Collections	336,927.00	School Taxes in Municipal Budget	
Assessment of Taxes	181,225.00	Business Personality Replacement Taxes	229,763.00	County Taxes	.31 * 4,582,800.93
Collection of Taxes	4,000.00	Taxes From Public Utilities	917,976.00	County Library Taxes	
Planning, Housing & Development	36,130.00	Other Miscellaneous Tax Revenues		Local Municipal Purpose Taxes	.31 4,582,556.00
Human Resources	132,002.00	State Aid Revenues	260,537.00	Veteran & Senior Citizen Taxes	48,350.00
Elections	3,800.00	Federal Aid Revenues		Total Taxes for Rate Computation	1.37 20,330,024.65
General Administration (other)	815,630.00			Special District Taxes	
JUDICIARY		Sale of Acquired Property		Bank Corp. Taxes	
Municipal Courts	56,857.00	Other Miscellaneous Revenues	581,128.00	Added and Omitted Taxes	42,318.00
PUBLIC SAFETY		Total	21,885,522.00	Total Taxes Levied - ABSTRACT	20,323,992.65
Fire Protection	109,609.00	Prior Years Surplus Appropriated	1,110,000.00	Total Taxes Billed	19,909,362.00
Police Protection	1,469,635.00	REVENUES TOTAL	22,995,522.00	1993 TAXES COLLECTED	19,559,186.00
Civil Defense & Disaster Control	400.00	Reserve For Uncollected Taxes	923,538.00	1993 Taxes Cancelled, Abated or Adjusted	43.00
Environmental Inspection & Control	28,000.00	CAPITAL OUTLAY TOTAL	1,074,942.00	Transfer to Tax Title Liens or Foreclosed	10,551.00
Other Public Safety				Balance Outstanding Dec. 31, 1993	339,582.00
PUBLIC WORKS				PRIOR YEARS TAXES OUTSTANDING	
Streets and Drainage	716,873.00	Public Enterprises	75,124.00	Balance January 1, 1993	339,323.00
Sewers and Sewage Processing	200,000.00	Recreation-Culture		Collected in 1993	336,927.00
Garbage and Trash Disposal	82,500.00	Public Works		Cancelled, Abated or Adjusted 1993	73.00
Public Buildings and Grounds	258,424.00	Buildings and Grounds	999,818.00	Transfers to Tax Title Liens or Foreclosed	
Other Public Works	155,530.00	Library and Education		Balance December 31, 1993	2,323.00
HEALTH and WELFARE		Conservation		TAX TITLE LIENS OUTSTANDING	
Health Services Except Environmental	47,475.00	All Other		Balance January 1, 1993	35,227.00
Welfare-Public Assistance	2,800.00	CAPITAL DEBT AUTHORIZED, DECEMBER 31, 1993		Transfer From Taxes	10,551.00
Hospital, Clinics, First Aid		ISSUED AND UNISSUED		Redeemed In 1993	
Animal, Insect, & Rodent Control	3,000.00	School	5,703,054	Cancelled, Abated or Adjusted (1993)	
Other Welfare Services		Self-Liquidating	140,000	Transfer to Foreclosed Property	
RECREATION and CONSERVATION		Other	2,613,110	Balance December 31, 1993	45,778.00
Beaches and Boardwalks		Total	8,456,164	PROPERTY ACQUIRED BY DEED OR FORECLOSURE	
Parks, Playgrounds, Shade Trees	8,000.00	ISSUED AND OUTSTANDING		Balance January 1, 1993	
Land Reclamation & Conservation	34,400.00	School	196,991.00	Transfers From Taxes or Liens	
Other Recreational Services	153,807.00	Self-Liquidating	140,000.00	Sale For Cash (1993)	
EDUCATION (excluding schools)		Other	2,542,000.00	Cancelled, Abated or Adjusted (1993)	
Libraries	466,203.00	Total	2,878,991.00	Balance December 31, 1993	
Other Educational Services		EQUALIZED VALUATION BASIS FOR NET DEBT COMPUTATION	1,601,337,448	CURRENT FINANCES DECEMBER 31, 1993	
STATUTORY EXPENDITURES		REAL PROPERTY VALUATIONS		ASSETS	
Pensions & F. I. C. A.	348,700.00	Code Class # of Parcels % VAL'N	ASSESSED VALUATION	Cash Dec. 31, 1993	2,334,238.00
Employee Fringe Benefits	409,545.00	1 Vacant Land 115 3.31	37,198,900.00	Taxes Receivable	341,905.00
Other Statutory Expenditures		2 Residential 3003 50.40	567,144,000.00	Tax Title Liens	45,778.00
CETA And Other Public Employment Programs		3 Farm 1 .01	95,900.00	Foreclosed Property	
MUNICIPAL FUNCTIONS		4a Commercial 190 27.32	307,427,900.00	Emergencies & Other Deferred Charges	197,450.00
CAPITAL IMPROVEMENTS	* MEMO*	4b Industrial 20 18.97	213,471,400.00	State and Federal Aid Receivable	224.00
DEBT SERVICE		4c Apartments		Other Receivables	10,639.00
Principal Payments	869,000.00	Total 3329	1,125,338,100.00	Total	2,930,284.00
Interest Payments	82,049.00			LIABILITIES, RESERVES, AND SURPLUS	
DEFERRED CHARGES		Land Area 7.50 Sq. Miles		Cash Liabilities	1,268,895.00
SCHOOL, COUNTY, SPECIAL DISTRICT TAXES	15,699,120.65	Net Valuation Taxable-Municipal	1,129,304,953	Reserves for Receivables	398,372.00
RESERVE FOR UNCOLLECTED TAXES	923,538.00	Net Valuation Taxable-County	1,374,285,664	Surplus Dec. 31, 1993	1,263,017.00
EXPENDITURES TOTAL	23,443,971.65	State Equalized Valuation	1,475,574,150	Total	2,930,284.00
		State Equalization Ratio	76.47		

*Includes County Health Services Taxes, County Vocational School Taxes, or County Open Space Tax. See Table 13.

0110

Population 1990 2,131
 Population 1993 2,396
 S & P Rating
 Moody Rating

General Tax Rate Per \$100. 2.43
 State Equalized Tax Rate 2.23

FOLSOM BOROUGH - ATLANTIC COUNTY

Form of Government:

Borough Council

Number of Members on Governing Body - 6

PER CAPITA:

Gross Debt 383.76
 Net Debt 150.04
 Debt Service 11.36
 Total Tax Levy 736.59
 Municipal Expenditures 553.17

PER CENT:

Gross Debt 1.15
 Net Debt .45
 Tax Levy Collected 87.62
 Tax Levy Cancelled, Abated or Adjusted .23

EXPENDITURES	REVENUES-REALIZED	1993 PROPERTY TAX
GENERAL GOVERNMENT		STATE EQUALIZED TAX RATE 1.31
Governing Body & Public Boords	1993 Property Taxes Collected 1,546,296.00	Local District School Taxes 1,034,613.00
Municipal Clerk		Regional & Consolidated School Tax
Financial Administration 25,000.00	1993 Payments in Lieu of Taxes 168,443.00	School Taxes in Municipal Budget *
Assessment of Taxes 13,900.00	Delinquent Tax & Lien Collections 22,177.00	County Taxes .49 387,812.14
Collection of Taxes 16,350.00	Business Personalty Replacement Taxes 136,652.00	County Library Taxes .03 27,050.12
Planning, Housing & Development 4,900.00	Taxes From Public Utilities 361,241.00	Local Municipal Purpose Taxes .39 309,838.00
Human Resources 10,269.00	Other Miscellaneous Tax Revenues	Veteran & Senior Citizen Taxes 19,000.00
Elections	State Aid Revenues	Total Taxes for Rate Computation 2.22 1,778,313.26
General Administration (other) 179,327.00	Federal Aid Revenues	Special District Taxes
JUDICIARY	Sale of Acquired Property	Bank Corp. Taxes
Municipal Courts 45,600.00	Other Miscellaneous Revenues	Added and Omitted Taxes 5,554.00
PUBLIC SAFETY	Total 2,359,388.00	Total Taxes Levied - ABSTRACT 1,764,867.26
Fire Protection 4,318.00	Prior Years Surplus Appropriated 320,000.00	Total Taxes Billed 1,764,867.00
Police Protection 36,750.00	REVENUES TOTAL 2,679,388.00	1993 TAXES COLLECTED 1,546,294.00
Civil Defense & Disaster Control 2,010.00	Reserve For Uncollected Taxes 281,849.00	1993 Taxes Cancelled, Abated or Adjusted 4,870.00
Environmental Inspection & Control 16,000.00	CAPITAL OUTLAY TOTAL 30,720.00	Transfer to Tax Title Liens or Foreclosed 31,997.00
Other Public Safety	Public Enterprises	Balance Outstanding Dec. 31, 1993 181,706.00
PUBLIC WORKS	Recreation-Culture	PRIOR YEARS TAXES OUTSTANDING
Streets and Drainage 417,470.00	Public Works 30,720.00	Balance January 1, 1993 165,630.00
Sewers and Sewage Processing 5,640.00	Buildings and Grounds	Collected in 1993 146,801.00
Gorbage and Trash Disposol 157,082.00	Library and Education	Cancelled, Abated or Adjusted 1993 155.00
Public Buildings and Grounds 14,500.00	Conservation	Transfers to Tax Title Liens or Foreclosed 8,524.00
Other Public Works 5,500.00	All Other	Balance December 31, 1993 10,150.00
HEALTH and WELFARE	CAPITAL DEBT AUTHORIZED, DECEMBER 31, 1993	TAX TITLE LIENS OUTSTANDING
Health Services Except Environmental	ISSUED AND UNISSUED GROSS DEBT NET DEBT	Balance January 1, 1993 90,396.00
Welfare-Public Assistance 3,100.00	School 560,000	Transfer From Taxes 40,521.00
Hospital, Clinics, First Aid 1,200.00	Self-Liquidating 359,500 359,500	Redeemed In 1993 21,642.00
Animal, Insect, & Rodent Control 6,100.00	Other 919,500 359,500	Cancelled, Abated or Adjusted (1993)
Other Welfare Services	Total 359,500	Transfer to Foreclosed Property
RECREATION and CONSERVATION	ISSUED AND OUTSTANDING	Balance December 31, 1993 109,275.00
Beaches and Baordwalks	School 560,000.00	PROPERTY ACQUIRED BY DEED OR FORECLOSURE
Parks, Playgrounds, Shade Trees 13,100.00	Self-Liquidating 45,500.00	Balance January 1, 1993 14,477.00
Land Reclamation & Conservation 634.00	Other 605,500.00	Transfers From Taxes or Liens
Other Recreational Services	Total 605,500.00	Sale For Cash (1993)
EDUCATION (excluding schools)	EQUALIZED VALUATION BASIS FOR NET DEBT COMPUTATION 80,242,076	Cancelled, Abated or Adjusted (1993)
Libraries	REAL PROPERTY VALUATIONS	Balance December 31, 1993 14,477.00
Other Educational Services	Code Class # of Parcels % VAL'N ASSESSED VALUATION	CURRENT FINANCES DECEMBER 31, 1993
STATUTORY EXPENDITURES	1 Vacant Land 597 6.40 6,462,000.00	ASSETS
Pensions & F. I. C. A. 23,100.00	2 Residential 616 71.75 50,010,250.00	Cash Dec. 31, 1993 945,977.00
Employee Fringe Benefits	3 Farm 91 1.15 800,900.00	Taxes Receivable 191,780.00
Other Statutory Expenditures	4a Commercial 43 7.90 5,509,200.00	Tax Title Liens 109,275.00
CETA And Other Public Employment Programs	4b Industrial 11 12.30 8,922,300.00	Foreclosed Property 14,477.00
MUNICIPAL FUNCTIONS TOTAL 1,001,850.00	4c Apartments	Emergencies & Other Deferred Charges 1,440.00
CAPITAL IMPROVEMENTS *MEMO* 28,780.00	Total 1358 69,704,650.00	State and Federal Aid Receivable 369,488.00
DEBT SERVICE	Land Area 8.40 Sq. Miles	Other Receivables 10,427.00
Principal Payments 26,000.00	Net Valuation Taxable-Municipal 70,925,491	Total 1,642,864.00
Interest Payments 1,227.00	Net Valuation Taxable-County 80,502,847	LIABILITIES, RESERVES, AND SURPLUS
DEFERRED CHARGES 14,474.00	State Equalized Valuation 78,601,669	Cash Liabilities 619,443.00
SCHOOL, COUNTY, SPECIAL DISTRICT TAXES 1,449,475.26	State Equalization Ratio 90.03	Reserves for Receivables 325,959.00
RESERVE FOR UNCOLLECTED TAXES 281,849.26		Surplus Dec. 31, 1993 697,462.00
EXPENDITURES TOTAL 2,774,875.26		Total 1,642,864.00

0219

Population 1990 **31,997**
 Population 1993 **32,188**
 S & P Rating
 Moody Rating **AA**

General Tax Rate Per \$100.

1.87

State Equalized Tax Rate

1.68**FORT LEE BOROUGH - BERGEN COUNTY**

Form of Government:
Borough Council

Number of Members on Governing Body - 6

PER CAPITA:

Gross Debt **1,143.44**Net Debt **1,115.23**Debt Service **131.08**Total Tax Levy **1,667.90**Municipal Expenditures **1,051.41**

PER CENT:

Gross Debt **1.03**Net Debt **1.00**Tax Levy Collected **94.80**

Tax Levy Cancelled, Abated

or Adjusted **.95**

EXPENDITURES		REVENUES-REALIZED		1993 PROPERTY TAX	
GENERAL GOVERNMENT				STATE EQUALIZED TAX RATE 1.76	
Governing Body & Public Boards	90,400.00	1993 Property Taxes Collected	52,822,900.00	Local District School Taxes	24,503,271.00
Municipal Clerk	141,176.00	1993 Payments in Lieu of Taxes	145,846.66	Regional & Consolidated School Tax	
Financial Administration	49,900.00	Delinquent Tax & Lien Collections	2,707,360.34	School Taxes in Municipal Budget	
Assessment of Taxes	335,814.00	Business Personalty Replacement Taxes	147,976.44	County Taxes	8,411,970.96
Collection of Taxes	211,121.00	Taxes From Public Utilities	1,288,325.00	County Library Taxes	
Planning, Housing & Development	82,575.00	Other Miscellaneous Tax Revenues		Local Municipal Purpose Taxes	20,658,281.00
Human Resources	181,157.29	State Aid Revenues	5,042,843.02	Veteran & Senior Citizen Taxes	145,400.00
Elections	10,100.00	Federal Aid Revenues	125,251.71	Total Taxes for Rate Computation	53,718,922.96
General Administration (other)	2,596,814.45			Special District Taxes	
JUDICIARY		Sale of Acquired Property		Bank Corp. Taxes	
Municipal Courts	633,225.88	Other Miscellaneous Revenues	3,342,489.20	Added and Omitted Taxes	113,000.00
PUBLIC SAFETY		Total	66,622,991.37	Total Taxes Levied - ABSTRACT	53,686,522.96
Fire Protection	1,520,491.90	Prior Years Surplus Appropriated	581,997.00	Total Taxes Billed	55,719,733.00
Police Protection	7,368,902.10	REVENUES	67,204,988.37	1993 TAXES COLLECTED	52,822,900.00
Civil Defense & Disaster Control	117,842.89	Reserve For Uncollected Taxes	2,797,000.00	1993 Taxes Cancelled, Abated or Adjusted	526,833.00
Environmental Inspection & Control	422,553.00	CAPITAL OUTLAY	4,293,687.14	Transfer to Tax Title Liens or Foreclosed	50,000.00
Other Public Safety		TOTAL		Balance Outstanding Dec. 31, 1993	2,320,000.00
PUBLIC WORKS				PRIOR YEARS TAXES OUTSTANDING	
Streets and Drainage	1,327,348.00	Public Enterprises		Balance January 1, 1993	3,020,312.21
Sewers and Sewage Processing	3,676,384.00	Recreation-Culture	2,813.00	Collected in 1993	2,694,459.63
Garbage and Trash Disposal	1,512,494.00	Public Works	614,283.71	Cancelled, Abated or Adjusted 1993	276,776.84
Public Buildings and Grounds	349,025.00	Buildings and Grounds	3,676,590.43	Transfers to Tax Title Liens or Foreclosed	
Other Public Works	91,000.00	Library and Education		Balance December 31, 1993	49,075.74
HEALTH and WELFARE		Conservation		TAX TITLE LIENS OUTSTANDING	
Health Services Except Environmental	420,900.00	All Other		Balance January 1, 1993	168,511.14
Welfare-Public Assistance	72,651.00	CAPITAL DEBT AUTHORIZED, DECEMBER 31, 1993		Transfer From Taxes	47,845.82
Hospital, Clinics, First Aid		ISSUED AND UNISSUED		Redeemed In 1993	12,900.71
Animal, Insect, & Rodent Control		School	358,000	Cancelled, Abated or Adjusted (1993)	
Other Welfare Services		Self-Liquidating		Transfer to Foreclosed Property	
RECREATION and CONSERVATION		Other	36,447,090	Balance December 31, 1993	203,456.25
Beaches and Boardwalks		Total	36,805,090	PROPERTY ACQUIRED BY DEED OR FORECLOSURE	
Parks, Playgrounds, Shade Trees	464,223.00			Balance January 1, 1993	8,220.00
Land Reclamation & Conservation	135,280.87	ISSUED AND OUTSTANDING		Transfers From Taxes or Liens	
Other Recreational Services	289,875.00	School	358,000.00	Sale For Cash (1993)	
EDUCATION (excluding schools)		Self-Liquidating		Cancelled, Abated or Adjusted (1993)	
Libraries	1,495,967.00	Other	30,937,770.38	Balance December 31, 1993	8,220.00
Other Educational Services		Total	31,295,770.38	CURRENT FINANCES DECEMBER 31, 1993	
STATUTORY EXPENDITURES		EQUALIZED VALUATION BASIS FOR NET DEBT COMPUTATION	3,572,269.712	ASSETS	
Pensions & F. I. C. A.	1,379,092.00	REAL PROPERTY VALUATIONS		Cash Dec. 31, 1993	8,152,599.75
Employee Fringe Benefits	1,675,000.00	Code Class # of Parcels % VAL'N	ASSESSED VALUATION	Taxes Receivable	2,369,075.74
Other Statutory Expenditures	1,000.00	1 Vacant Land 233 1.84	52,462,600.00	Tax Title Liens	203,456.25
CETA and Other Public Employment Programs		2 Residential 6610 76.61	2,188,572,550.00	Foreclosed Property	8,220.00
MUNICIPAL FUNCTIONS		3 Farm		Emergencies & Other Deferred Charges	653,200.00
CAPITAL IMPROVEMENTS	280,000.00	4a Commercial 372 17.71	535,953,580.00	State and Federal Aid Receivable	21,404.42
DEBT SERVICE		4b Industrial 12 .50	14,292,725.00	Other Receivables	23,669.27
Principal Payments	3,191,091.60	4c Apartments 40 3.35	95,561,400.00	Total	11,431,625.43
Interest Payments	1,028,230.50	Total 7267	2,856,842,855.00	LIABILITIES, RESERVES, AND SURPLUS	
DEFERRED CHARGES		Land Area 2.50 Sq. Miles		Cash Liabilities	8,052,209.95
SCHOOL, COUNTY, SPECIAL DISTRICT TAXES	32,915,241.96	Net Valuation Taxable-Municipal	2,873,064,890	Reserves for Receivables	2,604,421.26
RESERVE FOR UNCOLLECTED TAXES	2,797,000.00	Net Valuation Taxable-County	3,238,726,071	Surplus Dec. 31, 1993	774,994.22
EXPENDITURES	66,758,077.44	State Equalized Valuation	3,203,595,520	Total	11,431,625.43
TOTAL		State Equalization Ratio	89.63		

1905

Population 1990 5,114
 Population 1993 5,246
 S & P Rating
 Moody Rating

General Tax Rate Per \$100. 2.03
 State Equalized Tax Rate 2.04

FRANKFORD TOWNSHIP - SUSSEX CO.

Form of Government:

Township Committee

Number of Members on Governing Body - 3

PER CAPITA:

Gross Debt

Net Debt

Debt Service

Total Tax Levy

Municipal Expenditures

1,504.87

491.34

PER CENT:

Gross Debt

Net Debt

Tax Levy Collected

Tax Levy Cancelled, Abated

or Adjusted

91.66

1.88

EXPENDITURES		REVENUES-REALIZED		1993 PROPERTY TAX	
GENERAL GOVERNMENT		1993 Property Taxes Collected		STATE EQUALIZED TAX RATE	
Governing Body & Public Boards			7,264,399.90	Local District School Taxes	.84
Municipal Clerk		1993 Payments in Lieu of Taxes		Regional & Consolidated School Tax	.54
Financial Administration	70,500.00	Delinquent Tax & Lien Collections	667,222.91	School Taxes in Municipal Budget	
Assessment of Taxes	46,251.82	Business Personalty Replacement Taxes	61,589.64	County Taxes	.44
Collection of Taxes	44,750.00	Taxes From Public Utilities	365,285.00	County Library Taxes	.03
Planning, Housing & Development	85,800.00	Other Miscellaneous Tax Revenues		Local Municipal Purpose Taxes	.18
Human Resources	812.00	State Aid Revenues	531,122.16	Veteran & Senior Citizen Taxes	
Elections		Federal Aid Revenues		Total Taxes for Rate Computation	2.03
General Administration (other)	223,136.00			Special District Taxes	
JUDICIARY		Sale of Acquired Property		Bank Corp. Taxes	
Municipal Courts	76,500.00	Other Miscellaneous Revenues	439,222.44	Added and Omitted Taxes	49,461.84
PUBLIC SAFETY		Total	9,328,842.05	Total Taxes Levied - ABSTRACT	7,894,549.31
Fire Protection	58,644.10	Prior Years Surplus Appropriated	350,000.00	Total Taxes Billed	7,925,526.59
Police Protection	15,828.37	REVENUES	9,678,842.05	1993 TAXES COLLECTED	7,264,399.90
Civil Defense & Disaster Control	3,500.00	Reserve For Uncollected Taxes	787,500.00	1993 Taxes Cancelled, Abated or Adjusted	148,706.03
Environmental Inspection & Control	47,100.00	CAPITAL OUTLAY	298,061.66	Transfer to Tax Title Liens or Foreclosed	761.25
Other Public Safety		TOTAL		Balance Outstanding Dec. 31, 1993	511,659.41
PUBLIC WORKS				PRIOR YEARS TAXES OUTSTANDING	
Streets and Drainage	579,586.69	Public Enterprises		Balance January 1, 1993	908,333.04
Sewers and Sewage Processing	200,500.00	Recreation-Culture	37,680.15	Collected in 1993	572,981.11
Garbage and Trash Disposal	5,000.00	Public Works	253,332.40	Cancelled, Abated or Adjusted 1993	21,970.51
Public Buildings and Grounds	75,000.00	Buildings and Grounds	7,049.11	Transfers to Tax Title Liens or Foreclosed	
Other Public Works		Library and Education		Balance December 31, 1993	313,381.42
HEALTH and WELFARE		Conservation		TAX TITLE LIENS OUTSTANDING	
Health Services Except Environmental	19,750.00	All Other		Balance January 1, 1993	96,835.93
Welfare-Public Assistance	5,800.14	CAPITAL DEBT AUTHORIZED, DECEMBER 31, 1993		Transfer From Taxes	793.82
Hospital, Clinics, First Aid	4,500.00	ISSUED AND UNISSUED		Redeemed In 1993	94,241.80
Animal, Insect, & Rodent Control	1,000.00	School		Cancelled, Abated or Adjusted (1993)	
Other Welfare Services		Self-Liquidating		Transfer to Foreclosed Property	
RECREATION and CONSERVATION		Other		Balance December 31, 1993	3,387.95
Beaches and Boardwalks		Total		PROPERTY ACQUIRED BY DEED OR	
Parks, Playgrounds, Shade Trees				FORECLOSURE	
Land Reclamation & Conservation		ISSUED AND OUTSTANDING		Balance January 1, 1993	158,825.00
Other Recreational Services	13,500.00	School	2,961,327.27	Transfers From Taxes or Liens	
EDUCATION (excluding schools)		Self-Liquidating		Sale For Cash (1993)	
Libraries		Other		Cancelled, Abated or Adjusted (1993)	
Other Educational Services		Total	2,961,327.27	Balance December 31, 1993	158,825.00
STATUTORY EXPENDITURES		EQUALIZED VALUATION BASIS		CURRENT FINANCES DECEMBER 31, 1993	
Pensions & F. I. C. A.	57,402.19	FOR NET DEBT COMPUTATION	389,295.627	ASSETS	
Employee Fringe Benefits	128,531.48	REAL PROPERTY VALUATIONS		Cash Dec. 31, 1993	1,575,966.25
Other Statutory Expenditures	2,500.00	Code Class # of Parcels % VAL'N	ASSESSED VALUATION	Taxes Receivable	825,040.83
CETA And Other Public Employment Programs		1 Vacant Land 634 7.21	27,760,703.00	Tax Title Liens	3,387.95
MUNICIPAL FUNCTIONS		2 Residential 1939 72.43	278,833,710.00	Foreclosed Property	158,825.00
CAPITAL IMPROVEMENTS	185,000.00	3 Farm 558 10.21	39,290,709.00	Emergencies & Other Deferred Charges	20,000.00
DEBT SERVICE		4a Commercial 94 9.20	35,407,627.00	State and Federal Aid Receivable	193,514.39
Principal Payments		4b Industrial 10 .91	3,508,700.00	Other Receivables	17,326.46
Interest Payments		4c Apartments 1 .04	150,500.00	Total	2,794,060.38
DEFERRED CHARGES	24,171.00	Total	384,951,946.00	LIABILITIES, RESERVES, AND SURPLUS	
SCHOOL, COUNTY, SPECIAL DISTRICT TAXES	7,131,410.47	Land Area 34.70 Sq. Miles		Cash Liabilities	592,896.57
RESERVE FOR UNCOLLECTED TAXES	787,500.00	Net Valuation Taxable-Municipal	387,983,485	Reserves for Receivables	1,004,580.24
EXPENDITURES	9,708,974.26	Net Valuation Taxable-County	391,952,495	Surplus Dec. 31, 1993	1,196,584.07
TOTAL		State Equalized Valuation	386,373,449	Total	2,794,060.38
		State Equalization Ratio	100.42		

1906

Population 1990 4,977
 Population 1993 5,197
 S & P Rating
 Moody Rating AAA

General Tax Rate Per \$100. 4.49
 State Equalized Tax Rate 2.91

FRANKLIN BOROUGH - SUSSEX COUNTY

Form of Government:
 Borough Council

Number of Members on Governing Body - 6

PER CAPITA:

Gross Debt 1,963.62
 Net Debt 484.54
 Debt Service 168.86
 Total Tax Levy 1,182.99
 Municipal Expenditures 782.25

PER CENT:

Gross Debt 4.67
 Net Debt 1.15
 Tax Levy Collected 93.74
 Tax Levy Cancelled, Abated or Adjusted 1.31

EXPENDITURES		REVENUES-REALIZED		1993 PROPERTY TAX	
GENERAL GOVERNMENT				STATE EQUALIZED TAX RATE	
Governing Body & Public Boards		1993 Property Taxes Collected	5,771,857.94	Local District School Taxes	1.27 2,677,422.00
Municipal Clerk		1993 Payments in Lieu of Taxes	3,481.00	Regional & Consolidated School Tax	.52 1,093,647.66
Financial Administration	65,564.00	Delinquent Tax & Lien Collections	325,855.05	School Taxes in Municipal Budget	* 977,342.33
Assessment of Taxes	23,880.00	Business Personalty Replacement Taxes	68,315.80	County Taxes	.46 73,155.25
Collection of Taxes	46,450.00	Taxes From Public Utilities	518,161.00	County Library Taxes	.03 73,155.25
Planning, Housing & Development	64,570.00	Other Miscellaneous Tax Revenues		Local Municipal Purpose Taxes	.62 1,313,476.00
Human Resources	59,294.00	State Aid Revenues	274,701.17	Veteran & Senior Citizen Taxes	44,150.00
Elections	2,435.00	Federal Aid Revenues		Total Taxes for Rate Computation	2.90 6,179,193.24
General Administration (other)	398,220.00			Special District Taxes	
JUDICIARY		Sale of Acquired Property		Bank Corp. Taxes	
Municipal Courts	34,125.00	Other Miscellaneous Revenues	405,485.79	Added and Omitted Taxes	12,963.35
PUBLIC SAFETY				Total Taxes Levied - ABSTRACT	6,148,006.59
Fire Protection	86,341.00			Total Taxes Billed	6,157,376.32
Police Protection	644,113.00	Prior Years Surplus Appropriated	419,771.00	1993 TAXES COLLECTED	5,771,857.94
Civil Defense & Disaster Control	2,001.00	REVENUES	7,787,628.75	1993 Taxes Cancelled, Abated or Adjusted	62,233.14
Environmental Inspection & Control	60,412.00	Reserve For Uncollected Taxes	443,624.00	Transfer to Tax Title Liens or Foreclosed	22,719.40
Other Public Safety		CAPITAL OUTLAY	TOTAL	Balance Outstanding Dec. 31, 1993	300,565.84
PUBLIC WORKS			964,431.41	PRIOR YEARS TAXES OUTSTANDING	
Streets and Drainage	494,070.00	Public Enterprises	36,552.06	Balance January 1, 1993	292,595.73
Sewers and Sewage Processing	282,065.00	Recreation-Culture	675.89	Collected in 1993	275,477.33
Garbage and Trash Disposal	67,000.00	Public Works	14,513.39	Cancelled, Abated or Adjusted 1993	6,319.12
Public Buildings and Grounds	67,940.00	Buildings and Grounds	912,690.07	Transfers to Tax Title Liens or Foreclosed	9,140.48
Other Public Works	20,500.00	Library and Education		Balance December 31, 1993	1,658.80
HEALTH and WELFARE		Conservation		TAX TITLE LIENS OUTSTANDING	
Health Services Except Environmental	3,770.00	All Other		Balance January 1, 1993	134,450.96
Welfare-Public Assistance	8,825.00			Transfer From Taxes	33,381.39
Hospital, Clinics, First Aid		CAPITAL DEBT AUTHORIZED, DECEMBER 31, 1993		Redeemed In 1993	50,377.72
Animal, Insect, & Rodent Control	2,100.00	ISSUED AND UNISSUED	GROSS DEBT	Cancelled, Abated or Adjusted (1993)	60,525.60
Other Welfare Services		School	2,472,284	Transfer to Foreclosed Property	
RECREATION and CONSERVATION		Self-Liquidating	5,214,477	Balance December 31, 1993	56,929.03
Beaches and Boardwalks		Other	2,518,160	PROPERTY ACQUIRED BY DEED OR FORECLOSURE	
Parks, Playgrounds, Shade Trees		Total	10,204,921	Balance January 1, 1993	31,300.00
Land Reclamation & Conservation	625.00			Transfers From Taxes or Liens	
Other Recreational Services	28,450.00	ISSUED AND OUTSTANDING		Sale For Cash (1993)	
EDUCATION (excluding schools)		School	120,000.00	Cancelled, Abated or Adjusted (1993)	
Libraries		Self-Liquidating	5,214,202.84	Balance December 31, 1993	31,300.00
Other Educational Services	10.00	Other	2,517,000.00	CURRENT FINANCES DECEMBER 31, 1993	
STATUTORY EXPENDITURES		Total	7,851,202.84	ASSETS	
Pensions & F. I. C. A.	129,900.00	EQUALIZED VALUATION BASIS FOR NET DEBT COMPUTATION	218,325,604	Cash Dec. 31, 1993	744,584.48
Employee Fringe Benefits	140,500.00	REAL PROPERTY VALUATIONS		Taxes Receivable	302,224.64
Other Statutory Expenditures	3,000.00	Code Class # of Parcels % VAL'N	ASSESSED VALUATION	Tax Title Liens	56,929.03
CETA And Other Public Employment Programs		1 Vacant Land 167 3.21	4,334,950.00	Foreclosed Property	31,300.00
MUNICIPAL FUNCTIONS	TOTAL	2 Residential 1364 69.30	93,588,200.00	Emergencies & Other Deferred Charges	32,000.00
CAPITAL IMPROVEMENTS	*MEMO*	3 Farm 38 1.72	2,323,700.00	State and Federal Aid Receivable	1,660.71
DEBT SERVICE		4a Commercial 117 19.99	26,997,000.00	Other Receivables	38,759.39
Principal Payments	863,275.00	4b Industrial 7 2.90	3,916,500.00	Total	1,207,438.25
Interest Payments	14,292.73	4c Apartments 21 2.88	3,893,800.00	LIABILITIES, RESERVES, AND SURPLUS	
		Total 1714	135,054,150.00	Cash Liabilities	334,935.65
DEFERRED CHARGES		Land Area 4.40 Sq. Miles		Reserves for Receivables	429,213.06
SCHOOL, COUNTY, SPECIAL DISTRICT TAXES	4,821,567.24	Net Valuation Taxable-Municipal	136,846,614	Surplus Dec. 31, 1993	443,289.54
RESERVE FOR UNCOLLECTED TAXES	443,624.00	Net Valuation Taxable-County	226,993,884	Total	1,207,438.25
EXPENDITURES	TOTAL	State Equalized Valuation	209,824,118		
	8,886,918.97	State Equalization Ratio	64.92		

0835

Population 1990 14,482
 Population 1993 14,947
 S & P Rating
 Moody Rating

General Tax Rate Per \$100. 3.35
 State Equalized Tax Rate 2.22

FRANKLIN TOWNSHIP - GLOUCESTER CO.

Form of Government:
 Township Committee

Number of Members on Governing Body - 5

PER CAPITA:

Gross Debt 1,899.53
 Net Debt 137.78
 Debt Service 46.82
 Total Tax Levy 858.39
 Municipal Expenditures 495.76

PER CENT:

Gross Debt 5.42
 Net Debt .39
 Tax Levy Collected 88.11
 Tax Levy Cancelled, Abated or Adjusted .25

EXPENDITURES		REVENUES-REALIZED		1993 PROPERTY TAX	
GENERAL GOVERNMENT				STATE EQUALIZED TAX RATE	
Governing Body & Public Boards		1993 Property Taxes Collected	11,325,411.33	Local District School Taxes	.55 3,013,785.00
Municipal Clerk		1993 Payments in Lieu of Taxes		Regional & Consolidated School Tax	.55 3,020,896.98
Financial Administration	87,474.42	Delinquent Tax & Lien Collections	1,563,587.43	School Taxes in Municipal Budget	
Assessment of Taxes	69,231.72	Business Personalty Replacement Taxes	56,009.24	County Taxes	.61 3,323,281.91
Collection of Taxes	93,243.24	Taxes From Public Utilities	1,167,784.00	County Library Taxes	
Planning, Housing & Development	92,448.76	Other Miscellaneous Tax Revenues		Local Municipal Purpose Taxes	.51 2,805,042.33
Human Resources	110,500.00	State Aid Revenues	839,738.11	Veteran & Senior Citizen Taxes	
Elections	3,804.10	Federal Aid Revenues		Total Taxes for Rate Computation	2.22 12,310,056.22
General Administration (other)	752,551.61			Special District Taxes	544,034.28
JUDICIARY				Bank Corp. Taxes	
Municipal Courts	92,477.69	Sale of Acquired Property		Added and Omitted Taxes	
PUBLIC SAFETY		Other Miscellaneous Revenues	934,799.57	Total Taxes Levied - ABSTRACT	12,830,283.48
Fire Protection	26,093.90	Total	15,887,329.68	Total Taxes Billed	12,853,511.75
Police Protection	1,263,896.56	Prior Years Surplus Appropriated	332,000.00	1993 TAXES COLLECTED	11,325,411.33
Civil Defense & Disaster Control	6,348.83	REVENUES TOTAL	16,219,329.68	1993 Taxes Cancelled, Abated or Adjusted	32,709.81
Environmental Inspection & Control	120,608.04	Reserve For Uncollected Taxes	1,682,983.72	Transfer to Tax Title Liens or Foreclosed	151,074.26
Other Public Safety		CAPITAL OUTLAY TOTAL	115,872.45	Balance Outstanding Dec. 31, 1993	1,344,316.35
PUBLIC WORKS				PRIOR YEARS TAXES OUTSTANDING	
Streets and Drainage	337,564.90	Public Enterprises		Balance January 1, 1993	1,531,936.11
Sewers and Sewage Processing		Recreation-Culture		Collected in 1993	1,438,866.78
Garbage and Trash Disposal	959,985.10	Public Works	95,361.03	Cancelled, Abated or Adjusted 1993	756.93
Public Buildings and Grounds	73,845.90	Buildings and Grounds	20,511.42	Transfers to Tax Title Liens or Foreclosed	4,008.25
Other Public Works		Library and Education		Balance December 31, 1993	88,304.15
HEALTH and WELFARE		Conservation		TAX TITLE LIENS OUTSTANDING	
Health Services Except Environmental	1,409.08	All Other		Balance January 1, 1993	651,211.46
Welfare-Public Assistance	4,965.75			Transfer From Taxes	157,445.58
Hospital, Clinics, First Aid		CAPITAL DEBT AUTHORIZED, DECEMBER 31, 1993		Redeemed In 1993	124,720.65
Animal, Insect, & Rodent Control	3,201.00	ISSUED AND UNISSUED GROSS DEBT		Cancelled, Abated or Adjusted (1993)	7,262.79
Other Welfare Services		School 26,332,909		Transfer to Foreclosed Property	
RECREATION and CONSERVATION		Self-Liquidating 2,059,339	2,059,339	Balance December 31, 1993	676,673.61
Beaches and Boardwalks		Other 28,392,248	2,059,339	PROPERTY ACQUIRED BY DEED OR	
Parks, Playgrounds, Shade Trees	51,930.19			FORECLOSURE	
Land Reclamation & Conservation	2,534.00	ISSUED AND OUTSTANDING		Balance January 1, 1993	293,100.00
Other Recreational Services	24,409.61	School 26,331,700.68		Transfers From Taxes or Liens	
EDUCATION (excluding schools)		Self-Liquidating 2,059,339.30		Sale For Cash (1993)	
Libraries	176,320.16	Other 28,391,039.98		Cancelled, Abated or Adjusted (1993)	
Other Educational Services	237.12	Total		Balance December 31, 1993	293,100.00
STATUTORY EXPENDITURES		EQUALIZED VALUATION BASIS		CURRENT FINANCES DECEMBER 31, 1993	
Pensions & F. I. C. A.	337,956.44	FOR NET DEBT COMPUTATION	523,930,452	ASSETS	
Employee Fringe Benefits	304,528.25	REAL PROPERTY VALUATIONS		Cash Dec. 31, 1993	1,505,085.74
Other Statutory Expenditures	5,462.60	Code Class # of Parcels % VAL'N		Taxes Receivable	1,432,620.50
CETA And Other Public Employment Programs		1 Vacant Land 1773 5.98	21,462,800.00	Tax Title Liens	676,673.61
MUNICIPAL FUNCTIONS TOTAL	5,003,028.97	2 Residential 4384 77.39	277,882,100.00	Foreclosed Property	293,100.00
CAPITAL IMPROVEMENTS *MEMO*	10,000.00	3 Farm 973 6.90	24,763,600.00	Emergencies & Other Deferred Charges	20,800.00
DEBT SERVICE		4a Commercial 221 8.96	32,176,000.00	State and Federal Aid Receivable	
Principal Payments	554,391.65	4b Industrial 1 .06	210,100.00	Other Receivables	180,324.71
Interest Payments	145,488.39	4c Apartments 10 .71	2,555,800.00	Total	4,108,604.56
		Total 7362	359,050,400.00	LIABILITIES, RESERVES, AND SURPLUS	
DEFERRED CHARGES	24,253.31	Land Area 56.47 Sq. Miles		Cash Liabilities	694,947.20
SCHOOL, COUNTY, SPECIAL DISTRICT TAXES	9,901,998.17	Net Valuation Taxable-Municipal	363,316,238	Reserves for Receivables	2,582,718.82
RESERVE FOR UNCOLLECTED TAXES	1,682,983.72	Net Valuation Taxable-County	539,818,546	Surplus Dec. 31, 1993	830,938.54
EXPENDITURES TOTAL	17,312,144.21	State Equalized Valuation	545,034,392	Total	4,108,604.56
		State Equalization Ratio	66.40		

Population 1990 2,351
 Population 1993 2,929
 S & P Rating
 Moody Rating A1

General Tax Rate Per \$100. 1.92
 State Equalized Tax Rate 1.81

FRANKLIN TOWNSHIP - HUNTERDON CO.

Form of Government:
 Township Committee

Number of Members on Governing Body - 3

PER CAPITA:
 Gross Debt 1,049.79
 Net Debt 433.60
 Debt Service 46.48
 Total Tax Levy 1,492.55
 Municipal Expenditures 589.12

PER CENT:
 Gross Debt 1.14
 Net Debt .47
 Tax Levy Collected 95.92
 Tax Levy Cancelled, Abated or Adjusted .15

EXPENDITURES		REVENUES-REALIZED		1993 PROPERTY TAX	
GENERAL GOVERNMENT		1993 Property Taxes Collected		STATE EQUALIZED TAX RATE	
Governing Body & Public Boards		1993 Payments in Lieu of Taxes	4,764,295.52	Local District School Taxes	.84
Municipal Clerk	37,925.00	Delinquent Tax & Lien Collections	176,397.84	Regional & Consolidated School Tax	.44
Financial Administration	24,521.66	Business Personalty Replacement Taxes	53,401.64	School Taxes in Municipal Budget	
Assessment of Taxes	22,945.34	Taxes From Public Utilities	203,000.00	County Taxes	.29
Collection of Taxes	136,100.00	Other Miscellaneous Tax Revenues		County Library Taxes	.02
Planning, Housing & Development	48,619.00	State Aid Revenues	105,930.00	Local Municipal Purpose Taxes	.22
Human Resources		Federal Aid Revenues		Veteran & Senior Citizen Taxes	
Elections				Total Taxes for Rate Computation	1.81
General Administration (other)	229,496.76			Special District Taxes	
JUDICIARY		Sale of Acquired Property	205,862.98	Bank Corp. Taxes	
Municipal Courts	39,000.00	Other Miscellaneous Revenues	5,508,887.98	Added and Omitted Taxes	29,764.71
PUBLIC SAFETY		Total	5,508,887.98	Total Taxes Levied - ABSTRACT	4,957,470.21
Fire Protection	63,071.05	Prior Years Surplus Appropriated	497,009.00	Total Taxes Billed	4,971,945.97
Police Protection	246,133.45	REVENUES TOTAL	6,005,896.98	1993 TAXES COLLECTED	4,764,295.52
Civil Defense & Disaster Control		Reserve For Uncollected Taxes	259,881.00	1993 Taxes Cancelled, Abated or Adjusted	7,511.45
Environmental Inspection & Control	34,306.00	CAPITAL OUTLAY TOTAL	167,265.29	Transfer to Tax Title Liens or Foreclosed	5,915.52
Other Public Safety				Balance Outstanding Dec. 31, 1993	194,223.48
PUBLIC WORKS				PRIOR YEARS TAXES OUTSTANDING	
Streets and Drainage	262,045.24	Public Enterprises		Balance January 1, 1993	205,396.50
Sewers and Sewage Processing		Recreation-Culture		Collected in 1993	176,397.84
Garbage and Trash Disposal		Public Works		Cancelled, Abated or Adjusted 1993	3,423.50
Public Buildings and Grounds	20,000.00	Buildings and Grounds	167,265.29	Transfers to Tax Title Liens or Foreclosed	
Other Public Works		Library and Education		Balance December 31, 1993	25,575.16
HEALTH and WELFARE		Conservation		TAX TITLE LIENS OUTSTANDING	
Health Services Except Environmental	21,850.00	All Other		Balance January 1, 1993	37,211.56
Welfare-Public Assistance	500.00			Transfer From Taxes	5,915.52
Hospital, Clinics, First Aid				Redeemed In 1993	
Animal, Insect, & Rabbit Control	4,400.00			Cancelled, Abated or Adjusted (1993)	
Other Welfare Services				Transfer to Foreclosed Property	
RECREATION and CONSERVATION				Balance December 31, 1993	43,127.08
Beaches and Boardwalks				PROPERTY ACQUIRED BY DEED OR	
Parks, Playgrounds, Shade Trees				FORECLOSURE	
Land Reclamation & Conservation	17,600.00			Balance January 1, 1993	700.00
Other Recreational Services	6,000.00			Transfers From Taxes or Liens	
EDUCATION (excluding schools)				Sale For Cash (1993)	
Libraries				Cancelled, Abated or Adjusted (1993)	
Other Educational Services				Balance December 31, 1993	700.00
STATUTORY EXPENDITURES				CURRENT FINANCES DECEMBER 31, 1993	
Pensions & F. I. C. A.	44,165.00			ASSETS	
Employee Fringe Benefits	69,830.50			Cash Dec. 31, 1993	836,072.95
Other Statutory Expenditures	1,000.00			Taxes Receivable	219,798.64
CETA And Other Public Employment Programs				Tax Title Liens	43,127.08
MUNICIPAL FUNCTIONS TOTAL	1,329,509.00			Foreclosed Property	700.00
CAPITAL IMPROVEMENTS *MEMO*	75,000.00			Emergencies & Other Deferred Charges	
DEBT SERVICE				State and Federal Aid Receivable	3,025.00
Principal Payments	104,891.21			Other Receivables	7,565.71
Interest Payments	31,235.22			Total	1,110,289.38
DEFERRED CHARGES	20.00			LIABILITIES, RESERVES, AND SURPLUS	
SCHOOL, COUNTY, SPECIAL DISTRICT TAXES	4,322,655.50			Cash Liabilities	324,185.68
RESERVE FOR UNCOLLECTED TAXES	259,881.00			Reserves for Receivables	271,191.43
EXPENDITURES TOTAL	6,048,191.93			Surplus Dec. 31, 1993	514,912.27
				Total	1,110,289.38

1898

Population 1990 42,780
 Population 1993 45,333
 S & P Rating AA-
 Moody Rating AA2

General Tax Rate Per \$100. 4.04
 State Equalized Tax Rate 1.82

FRANKLIN TOWNSHIP - SOMERSET CO.

Form of Government:

Council-Manager Plan D (OMCL 50)

Number of Members on Governing Body - 9

PER CAPITA:

Gross Debt 1,141.52
 Net Debt 402.48
 Debt Service 60.47
 Total Tax Levy 1,415.06
 Municipal Expenditures 541.66

PER CENT:

Gross Debt 1.58
 Net Debt .56
 Tax Levy Collected 96.64
 Tax Levy Cancelled, Abated or Adjusted 1.19

EXPENDITURES		REVENUES-REALIZED		1993 PROPERTY TAX	
GENERAL GOVERNMENT				STATE EQUALIZED TAX RATE	
Governing Body & Public Boards	59,745.00	1993 Property Taxes Collected	63,497,116.40	Local District School Taxes	1.14
Municipal Clerk	135,125.00	1993 Payments in Lieu of Taxes		Regional & Consolidated School Tax	
Financial Administration	369,300.00	Delinquent Tax & Lien Collections	1,911,477.39	School Taxes in Municipal Budget	
Assessment of Taxes	597,399.00	Business Personally Replacement Taxes	283,130.72	County Taxes	.40
Collection of Taxes	5,500.00	Taxes From Public Utilities	3,291,187.55	County Library Taxes	
Planning, Housing & Development	350,880.00	Other Miscellaneous Tax Revenues	762,042.50	Local Municipal Purpose Taxes	.29
Human Resources	299,857.75	State Aid Revenues	1,945,041.36	Veteran & Senior Citizen Taxes	
Elections	43,820.00	Federal Aid Revenues		Total Taxes for Rate Computation	1.83
General Administration (other)	2,508,725.00			Special District Taxes	
JUDICIARY				Bank Corp. Taxes	
Municipal Courts	228,328.00	Sale of Acquired Property		Added and Omitted Taxes	
PUBLIC SAFETY		Other Miscellaneous Revenues	4,604,855.77	Total Taxes Levied - ABSTRACT	
Fire Protection	294,995.00			Total Taxes Billed	
Police Protection	5,227,020.78	Prior Years Surplus Appropriated	2,972,242.00	1993 TAXES COLLECTED	
Civil Defense & Disaster Control	4,865.00	REVENUES	79,267,093.69	1993 Taxes Cancelled, Abated or Adjusted	
Environmental Inspection & Control	473,250.00	Reserve For Uncollected Taxes	2,532,487.00	Transfer to Tax Title Liens or Foreclosed	
Other Public Safety				Balance Outstanding Dec. 31, 1993	
PUBLIC WORKS		CAPITAL OUTLAY	TOTAL	PRIOR YEARS TAXES OUTSTANDING	
Streets and Drainage	737,800.00	Public Enterprises	12,354,114.04	Balance January 1, 1993	1,754,086.01
Sewers and Sewage Processing	808,088.00	Recreation-Culture	30,400.00	Collected in 1993	1,660,961.10
Garbage and Trash Disposal		Public Works	139,080.76	Cancelled, Abated or Adjusted 1993	71,211.49
Public Buildings and Grounds		Buildings and Grounds	11,445,705.81	Transfers to Tax Title Liens or Foreclosed	13,591.31
Other Public Works	1,463,888.00	Library and Education		Balance December 31, 1993	8,322.11
HEALTH and WELFARE		Conservation		TAX TITLE LIENS OUTSTANDING	
Health Services Except Environmental	371,764.09	All Other		Balance January 1, 1993	544,942.26
Welfare-Public Assistance	93,975.00			Transfer From Taxes	305,653.22
Hospital, Clinics, First Aid	47,850.00	CAPITAL DEBT AUTHORIZED, DECEMBER 31, 1993		Redeemed in 1993	250,516.29
Animal, Insect, & Rodent Control	72,939.00	ISSUED AND UNISSUED	GROSS DEBT	Cancelled, Abated or Adjusted (1993)	2,950.28
Other Welfare Services	9,806.00	School	7,561,650	Transfer to Foreclosed Property	38,728.11
RECREATION and CONSERVATION		Self-Liquidating	20,796,000	Balance December 31, 1993	558,400.80
Beaches and Boardwalks		Other	23,390,652	PROPERTY ACQUIRED BY DEED OR FORECLOSURE	
Parks, Playgrounds, Shade Trees		Total	51,748,302	Balance January 1, 1993	277,547.00
Land Reclamation & Conservation	22,373.00			Transfers From Taxes or Liens	45,257.56
Other Recreational Services	655,445.00	ISSUED AND OUTSTANDING		Sale For Cash (1993)	
EDUCATION (excluding schools)		School	7,561,650.00	Cancelled, Abated or Adjusted (1993)	
Libraries	1,016,196.00	Self-Liquidating	19,796,000.00	Balance December 31, 1993	322,804.56
Other Educational Services	5,000.00	Other	22,807,776.86	CURRENT FINANCES DECEMBER 31, 1993	
STATUTORY EXPENDITURES		Total	50,165,426.86	ASSETS	
Pensions & F. I. C. A.	734,443.00	EQUALIZED VALUATION BASIS		Cash Dec. 31, 1993	5,556,087.08
Employee Fringe Benefits	1,814,180.00	FOR NET DEBT COMPUTATION	3,284,894,747	Taxes Receivable	1,134,564.47
Other Statutory Expenditures		REAL PROPERTY VALUATIONS		Tax Title Liens	558,400.80
CETA And Other Public Employment Programs		Code Class # of Parcels % VAL'N	ASSESSED VALUATION	Foreclosed Property	322,804.56
MUNICIPAL FUNCTIONS		1 Vacant Land 1331 2.14	31,793,500.00	Emergencies & Other Deferred Charges	592,000.00
CAPITAL IMPROVEMENTS	*MEMO*	2 Residential 14449 59.31	880,404,200.00	State and Federal Aid Receivable	387,945.89
DEBT SERVICE		3 Farm 468 1.14	16,897,500.00	Other Receivables	783,170.37
Principal Payments	1,461,915.25	4a Commercial 408 19.18	284,720,900.00	Total	9,334,973.17
Interest Payments	1,279,312.08	4b Industrial 151 15.12	224,477,800.00	LIABILITIES, RESERVES, AND SURPLUS	
		4c Apartments 25 3.10	46,037,400.00	Cash Liabilities	2,951,188.97
		Total 16832	1,484,331,300.00	Reserves for Receivables	2,798,940.20
DEFERRED CHARGES		Land Area 46.90 Sq. Miles		Surplus Dec. 31, 1993	3,584,844.00
SCHOOL, COUNTY, SPECIAL DISTRICT TAXES	53,134,991.44	Net Valuation Taxable-Municipal	1,495,120,753	Total	9,334,973.17
RESERVE FOR UNCOLLECTED TAXES	2,532,487.00	Net Valuation Taxable-County	3,227,374,433		
EXPENDITURES	TOTAL	State Equalized Valuation	3,298,344,935		
	77,690,063.39	State Equalization Ratio	45.15		

Population 1990 2,404
 Population 1993 2,423
 S & P Rating
 Maady Rating

General Tax Rate Per \$100. 2.06
 State Equalized Tax Rate 2.06

FRANKLIN TOWNSHIP - WARREN COUNTY

Form of Government:

Township Committee

Number of Members on Governing Body - 3

PER CAPITA:

Gross Debt

Net Debt

Debt Service

Total Tax Levy

Municipal Expenditures

PER CENT:

Gross Debt

Net Debt

Tax Levy Collected

Tax Levy Cancelled, Abated

or Adjusted

89.75

.05

1,465.53

554.34

EXPENDITURES		REVENUES-REALIZED		1993 PROPERTY TAX	
GENERAL GOVERNMENT				STATE EQUALIZED TAX RATE	
Governing Body & Public Boards		1993 Property Taxes Collected	3,196,896.32	Local District School Taxes	.71 1,207,042.00
Municipal Clerk		1993 Payments in Lieu of Taxes		Regional & Consolidated School Tax	.64 1,089,552.99
Financial Administration	31,804.98	Delinquent Tax & Lien Collections	367,449.05	School Taxes in Municipal Budget	
Assessment of Taxes	34,350.00	Business Personalty Replacement Taxes	67,476.00	County Taxes	.65 1,118,216.81
Collection of Taxes	29,177.30	Taxes From Public Utilities	197,791.00	County Library Taxes	.06 96,402.37
Planning, Housing & Development	102,606.25	Other Miscellaneous Tax Revenues		Local Municipal Purpose Taxes	
Human Resources	5,117.00	State Aid Revenues	82,859.00	Veteran & Senior Citizen Taxes	19,550.00
Elections		Federal Aid Revenues		Total Taxes for Rate Computation	2.06 3,530,764.17
General Administration (other)	208,821.17			Special District Taxes	
JUDICIARY				Bank Corp. Taxes	
Municipal Courts	24,384.34	Sale of Acquired Property		Added and Omitted Taxes	39,769.77
PUBLIC SAFETY		Other Miscellaneous Revenues	278,413.54	Total Taxes Levied - ABSTRACT	3,550,983.94
Fire Protection	91,245.00			Total Taxes Billed	3,561,519.44
Police Protection	36,450.00	Prior Years Surplus Appropriated	662,402.00	1993 TAXES COLLECTED	3,196,896.32
Civil Defense & Disaster Control	4,875.00	REVENUES TOTAL	4,853,286.91	1993 Taxes Cancelled, Abated or Adjusted	1,754.38
Environmental Inspection & Control	63,566.58	Reserve For Uncollected Taxes	420,000.00	Transfer to Tax Title Liens or Foreclosed	9,259.14
Other Public Safety		CAPITAL OUTLAY TOTAL	94,399.78	Balance Outstanding Dec. 31, 1993	353,609.60
PUBLIC WORKS				PRIOR YEARS TAXES OUTSTANDING	
Streets and Drainage	177,000.00	Public Enterprises		Balance January 1, 1993	390,743.29
Sewers and Sewage Processing		Recreation-Culture		Collected in 1993	367,449.05
Garbage and Trash Disposal	18,000.00	Public Works	71,056.78	Cancelled, Abated or Adjusted 1993	4,410.44
Public Buildings and Grounds	27,000.00	Buildings and Grounds	23,363.00	Transfers to Tax Title Liens or Foreclosed	1,950.00
Other Public Works		Library and Education		Balance December 31, 1993	16,933.80
HEALTH and WELFARE		Conservation		TAX TITLE LIENS OUTSTANDING	
Health Services Except Environmental		All Other		Balance January 1, 1993	68,276.21
Welfare-Public Assistance	3,750.00			Transfer From Taxes	11,577.10
Hospital, Clinics, First Aid	103.00			Redeemed In 1993	
Animal, Insect, & Rodent Control	3,720.00			Cancelled, Abated or Adjusted (1993)	9,126.72
Other Welfare Services				Transfer to Foreclosed Property	
RECREATION and CONSERVATION				Balance December 31, 1993	70,726.59
Beaches and Boardwalks				PROPERTY ACQUIRED BY DEED OR	
Parks, Playgrounds, Shade Trees				FORECLOSURE	
Land Reclamation & Conservation	7,600.00			Balance January 1, 1993	
Other Recreational Services	8,500.00			Transfers From Taxes or Liens	
EDUCATION (excluding schools)				Sale For Cash (1993)	
Libraries				Cancelled, Abated or Adjusted (1993)	
Other Educational Services	1,216.50			Balance December 31, 1993	
STATUTORY EXPENDITURES				CURRENT FINANCES DECEMBER 31, 1993	
Pensions & F. I. C. A.	25,500.00			ASSETS	
Employee Fringe Benefits	15,870.92			Cash Dec. 31, 1993	3,100,931.18
Other Statutory Expenditures	2,500.00			Taxes Receivable	370,543.40
CETA And Other Public Employment Programs				Tax Title Liens	70,726.59
MUNICIPAL FUNCTIONS TOTAL	923,155.04			Foreclosed Property	
CAPITAL IMPROVEMENTS *ME 40*	150,000.00			Emergencies & Other Deferred Charges	
DEBT SERVICE				State and Federal Aid Receivable	
Principal Payments				Other Receivables	5,966.48
Interest Payments				Total	3,548,167.65
DEFERRED CHARGES				LIABILITIES, RESERVES, AND SURPLUS	
SCHOOL, COUNTY, SPECIAL DISTRICT TAXES	3,511,214.17			Cash Liabilities	1,410,202.66
RESERVE FOR UNCOLLECTED TAXES	420,000.00			Reserves for Receivables	447,236.47
EXPENDITURES TOTAL	4,854,369.21			Surplus Dec. 31, 1993	1,690,729.52
				Total	3,548,167.65

0220

Population 1990 9,873
 Population 1993 10,297
 S & P Rating
 Moody Rating

General Tax Rate Per \$100. 1.43
 State Equalized Tax Rate 1.41

FRANKLIN LAKES BOROUGH - BERGEN CO.

Form of Government:
 Borough Council

Number of Members on Governing Body - 6

PER CAPITA

Grass Debt 237.93
 Net Debt 237.38
 Debt Service 45.74
 Total Tax Levy 2,746.07
 Municipal Expenditures 340.77

PER CENT:

Grass Debt .12
 Net Debt .12
 Tax Levy Collected 97.18
 Tax Levy Cancelled, Abated or Adjusted .17

EXPENDITURES		REVENUES-REALIZED		1993 PROPERTY TAX	
GENERAL GOVERNMENT		1993 Property Taxes Collected		STATE EQUALIZED TAX RATE	
Governing Body & Public Boards		27,598,476.38		Local District School Taxes .45	
Municipal Clerk		931,769.60		Regional & Consolidated School Tax .46	
Financial Administration	178,360.00	74,211.56		School Taxes in Municipal Budget	
Assessment of Taxes	125,900.00	1,540,633.00		County Taxes .26	
Collection of Taxes	28,920.00	328,665.45		County Library Taxes	
Planning, Housing & Development	67,038.00	843,581.16		Local Municipal Purpose Taxes .23	
Human Resources	6,500.00	31,317,337.15		Veteran & Senior Citizen Taxes	
Elections	932,385.00	500,000.00		Total Taxes for Rate Computation 1.40	
General Administration (other)	110,182.00	1,157,948.00		Special District Taxes	
JUDICIARY		363,187.31		Bank Corp. Taxes	
Municipal Courts	233,993.20	15,581.18		Added and Omitted Taxes	
PUBLIC SAFETY		270,938.01		Total Taxes Levied - ABSTRACT	
Fire Protection	1,708,129.31	76,668.12		Total Taxes Billed	
Police Protection	200,000.00	1,789,700.00		1993 TAXES COLLECTED	
Civil Defense & Disaster Control		2,054,482,440		1993 Taxes Cancelled, Abated or Adjusted	
Environmental Inspection & Control		1,973,178,002.00		Transfer to Tax Title Liens or Foreclosed	
Other Public Safety		93.69		Balance Outstanding Dec. 31, 1993	
PUBLIC WORKS				PRIOR YEARS TAXES OUTSTANDING	
Streets and Drainage	626,067.00			Balance January 1, 1993	
Sewers and Sewage Processing	187,163.25			Collected in 1993	
Garbage and Trash Disposal	929,072.00			Cancelled, Abated or Adjusted 1993	
Public Buildings and Grounds	65,000.00			Transfers to Tax Title Liens or Foreclosed	
Other Public Works	39,000.00			Balance December 31, 1993	
HEALTH and WELFARE				TAX TITLE LIENS OUTSTANDING	
Health Services Except Environmental	84,975.00			Balance January 1, 1993	
Welfare-Public Assistance	1,225.00			Transfer From Taxes	
Hospital, Clinics, First Aid				Redeemed in 1993	
Animal, Insect, & Rodent Control				Cancelled, Abated or Adjusted (1993)	
Other Welfare Services				Transfer to Foreclosed Property	
RECREATION and CONSERVATION				Balance December 31, 1993	
Beaches and Boardwalks	2,165.00			PROPERTY ACQUIRED BY DEED OR	
Parks, Playgrounds, Shade Trees				FORECLOSURE	
Land Reclamation & Conservation	149,305.00			Balance January 1, 1993	
Other Recreational Services				Transfers From Taxes or Liens	
EDUCATION (excluding schools)				Sale For Cash (1993)	
Libraries	619,724.00			Cancelled, Abated or Adjusted (1993)	
Other Educational Services				Balance December 31, 1993	
STATUTORY EXPENDITURES				CURRENT FINANCES DECEMBER 31, 1993	
Pensions & F. I. C. A.	329,000.00			ASSETS	
Employee Fringe Benefits	394,000.00			Cash Dec. 31, 1993	
Other Statutory Expenditures				Taxes Receivable	
CETA And Other Public Employment Programs	7,019,103.76			Tax Title Liens	
MUNICIPAL FUNCTIONS				Foreclosed Property	
CAPITAL IMPROVEMENTS	75,000.00			Emergencies & Other Deferred Charges	
DEBT SERVICE				State and Federal Aid Receivable	
Principal Payments	421,311.00			Other Receivables	
Interest Payments	60,007.96			Total	
DEFERRED CHARGES				LIABILITIES, RESERVES, AND SURPLUS	
SCHOOL, COUNTY, SPECIAL DISTRICT TAXES	23,443,412.83			Cash Liabilities	
RESERVE FOR UNCOLLECTED TAXES	1,157,948.00			Reserves for Receivables	
EXPENDITURES	32,100,783.55			Surplus Dec. 31, 1993	
				Total	

1907

Population 1990 2,763

Population 1993 2,838

S & P Rating

Moody Rating

General Tax Rate Per \$100.

3.87

State Equalized Tax Rate

2.38

FREDON TOWNSHIP - SUSSEX COUNTY

Form of Government:

Township Committee

Number of Members on Governing Body - 5

PER CAPITA:

Gross Debt

529.53

Net Debt

528.53

Debt Service

67.78

Total Tax Levy

1,538.62

Municipal Expenditures

460.22

PER CENT:

Gross Debt

.80

Net Debt

.80

Tax Levy Collected

94.22

Tax Levy Cancelled, Abated

or Adjusted

.07

EXPENDITURES		REVENUES-REALIZED		1993 PROPERTY TAX	
GENERAL GOVERNMENT		1993 Property Taxes Collected		STATE EQUALIZED TAX RATE	
Governing Body & Public Boards	18,175.00	1993 Payments in Lieu of Taxes	6,120,028.78	Local District School Taxes	1.00
Municipal Clerk		Delinquent Tax & Lien Collections	203,101.68	Regional & Consolidated School Tax	.64
Financial Administration	39,525.00	Business Personalty Replacement Taxes	35,776.48	School Taxes in Municipal Budget	
Assessment of Taxes	83,098.00	Taxes From Public Utilities	182,731.00	County Taxes	.45
Collection of Taxes	18,951.00	Other Miscellaneous Tax Revenues		County Library Taxes	.03
Planning, Housing & Development	35,285.00	State Aid Revenues	135,428.34	Local Municipal Purpose Taxes	.25
Human Resources	5,550.00	Federal Aid Revenues		Veteran & Senior Citizen Taxes	
Elections				Total Taxes for Rate Computation	2.37
General Administration (other)	184,662.00			Special District Taxes	
JUDICIARY		Sale of Acquired Property	134,698.07	Bank Corp. Taxes	
Municipal Courts	24,875.00	Other Miscellaneous Revenues	134,698.07	Added and Omitted Taxes	49,780.83
PUBLIC SAFETY		Total	4,811,764.35	Total Taxes Levied - ABSTRACT	4,366,606.08
Fire Protection	35,241.00	Prior Years Surplus Appropriated	300,000.00	Total Taxes Billed	4,372,860.66
Police Protection	9,250.00	REVENUES TOTAL	5,111,764.35	1993 TAXES COLLECTED	4,120,028.78
Civil Defense & Disaster Control	1,350.00	Reserve For Uncollected Taxes	260,530.00	1993 Taxes Cancelled, Abated or Adjusted	3,033.45
Environmental Inspection & Control	33,214.00	CAPITAL OUTLAY TOTAL	326,152.28	Transfer to Tax Title Liens or Foreclosed	27,519.57
Other Public Safety				Balance Outstanding Dec. 31, 1993	222,278.86
PUBLIC WORKS				PRIOR YEARS TAXES OUTSTANDING	
Streets and Drainage	244,093.00	Public Enterprises		Balance January 1, 1993	223,374.25
Sewers and Sewage Processing	6,700.00	Recreation-Culture	116,850.49	Collected in 1993	197,314.82
Gorbage and Trash Disposal	24,194.00	Public Works		Cancelled, Abated or Adjusted 1993	
Public Buildings and Grounds	37,900.00	Buildings and Grounds	209,301.79	Transfers to Tax Title Liens or Foreclosed	26,059.43
Other Public Works		Library and Education		Balance December 31, 1993	
HEALTH and WELFARE		Conservation		TAX TITLE LIENS OUTSTANDING	
Health Services Except Environmental	1,667.00	All Other		Balance January 1, 1993	15,901.84
Welfare-Public Assistance	3,136.00			Transfer From Taxes	57,564.25
Hospital, Clinics, First Aid				Redeemed in 1993	5,786.86
Animal, Insect, & Rodent Control	6,002.00			Cancelled, Abated or Adjusted (1993)	
Other Welfare Services				Transfer to Foreclosed Property	
RECREATION and CONSERVATION				Balance December 31, 1993	67,679.23
Beaches and Boardwalks				PROPERTY ACQUIRED BY DEED OR	
Parks, Playgrounds, Shade Trees				FORECLOSURE	
Land Reclamation & Conservation	3,800.00			Balance January 1, 1993	4,400.00
Other Recreational Services				Transfers From Taxes or Liens	
EDUCATION (excluding schools)				Sale For Cash (1993)	
Libraries				Cancelled, Abated or Adjusted (1993)	
Other Educational Services				Balance December 31, 1993	4,400.00
STATUTORY EXPENDITURES				CURRENT FINANCES DECEMBER 31, 1993	
Pensions & F. I. C. A.	28,147.07			ASSETS	
Employee Fringe Benefits				Cash Dec. 31, 1993	699,892.90
Other Statutory Expenditures	2,700.00			Taxes Receivable	222,278.86
CETA And Other Public Employment Programs				Tax Title Liens	67,679.23
MUNICIPAL FUNCTIONS TOTAL	847,515.07			Foreclosed Property	4,400.00
CAPITAL IMPROVEMENTS *MEMO*	29,000.00			Emergencies & Other Deferred Charges	64,000.00
DEBT SERVICE				State and Federal Aid Receivable	7,868.77
Principal Payments	126,570.08			Other Receivables	1,134.06
Interest Payments	9,028.25			Total	1,067,253.82
DEFERRED CHARGES	5,700.00			LIABILITIES, RESERVES, AND SURPLUS	
SCHOOL, COUNTY, SPECIAL DISTRICT TAXES	3,870,025.25			Cash Liabilities	253,939.25
RESERVE FOR UNCOLLECTED TAXES	260,530.00			Reserves for Receivables	295,492.15
EXPENDITURES TOTAL	5,119,368.65			Surplus Dec. 31, 1993	517,822.42
				Total	1,067,253.82

Population 1990 10,742
 Population 1993 11,398
 S & P Rating
 Moody Rating A

General Tax Rate Per \$100. 2.43
 State Equalized Tax Rate 2.44

FREEHOLD BOROUGH - MONMOUTH CO.

Form of Government:

Borough Council

Number of Members on Governing Body - 6

PER CAPITA:

Gross Debt 876.99
 Net Debt 525.31
 Debt Service 55.39
 Total Tax Levy 1,253.02
 Municipal Expenditures 604.84

PER CENT:

Gross Debt 2.18
 Net Debt 1.31
 Tax Levy Collected 95.20
 Tax Levy Cancelled, Abated or Adjusted .32

EXPENDITURES		REVENUES-REALIZED		1993 PROPERTY TAX	
GENERAL GOVERNMENT		1993 Property Taxes Collected		STATE EQUALIZED TAX RATE	
Governing Body & Public Boards		1993 Payments in Lieu of Taxes		Local District School Taxes	
Municipal Clerk		Delinquent Tax & Lien Collections		Regional & Consolidated School Tax	
Financial Administration	74,070.00	Business Personalty Replacement Taxes		School Taxes in Municipal Budget	
Assessment of Taxes	48,300.00	Taxes From Public Utilities		County Taxes	
Collection of Taxes	59,750.00	Other Miscellaneous Tax Revenues		County Library Taxes	
Planning, Housing & Development	29,740.00	State Aid Revenues		Local Municipal Purpose Taxes	
Human Resources	32,056.69	Federal Aid Revenues		Veteran & Senior Citizen Taxes	
Elections	2,800.00			Total Taxes for Rate Computation	
General Administration (other)	784,872.00			Special District Taxes	
JUDICIARY				Bank Corp. Taxes	
Municipal Courts	134,028.00			Added and Omitted Taxes	
PUBLIC SAFETY				Total Taxes Levied - ABSTRACT	
Fire Protection	182,749.00			Total Taxes Billed	
Police Protection	1,648,406.00			1993 TAXES COLLECTED	
Civil Defense & Disaster Control	3,000.00			1993 Taxes Cancelled, Abated or Adjusted	
Environmental Inspection & Control	53,050.00			Transfer to Tax Title Liens or Foreclosed	
Other Public Safety				Balance Outstanding Dec. 31, 1993	
PUBLIC WORKS				PRIOR YEARS TAXES OUTSTANDING	
Streets and Drainage	627,529.00			Balance January 1, 1993	
Sewers and Sewage Processing				Collected in 1993	
Garbage and Trash Disposal	607,762.00			Cancelled, Abated or Adjusted 1993	
Public Buildings and Grounds	133,197.00			Transfers to Tax Title Liens or Foreclosed	
Other Public Works				Balance December 31, 1993	
HEALTH and WELFARE				TAX TITLE LIENS OUTSTANDING	
Health Services Except Environmental	56,103.00			Balance January 1, 1993	
Welfare-Public Assistance	34,020.00			Transfer From Taxes	
Hospital, Clinics, First Aid				Redeemed in 1993	
Animal, Insect, & Rodent Control	10,100.00			Cancelled, Abated or Adjusted (1993)	
Other Welfare Services				Transfer to Foreclosed Property	
RECREATION and CONSERVATION				Balance December 31, 1993	
Beaches and Boardwalks	78,600.00			PROPERTY ACQUIRED BY DEED OR FORECLOSURE	
Parks, Playgrounds, Shade Trees	59,499.00			Balance January 1, 1993	
Land Reclamation & Conservation	103,811.00			Transfers From Taxes or Liens	
Other Recreational Services				Sale For Cash (1993)	
EDUCATION (excluding schools)				Cancelled, Abated or Adjusted (1993)	
Libraries	171,494.00			Balance December 31, 1993	
Other Educational Services				CURRENT FINANCES DECEMBER 31, 1993	
STATUTORY EXPENDITURES				ASSETS	
Pensions & F. I. C. A.	265,815.00			Cash Dec. 31, 1993	
Employee Fringe Benefits	402,067.00			Taxes Receivable	
Other Statutory Expenditures				Tax Title Liens	
CETA And Other Public Employment Programs				Foreclosed Property	
MUNICIPAL FUNCTIONS TOTAL	5,602,818.69			Emergencies & Other Deferred Charges	
CAPITAL IMPROVEMENTS	52,500.00			State and Federal Aid Receivable	
DEBT SERVICE				Other Receivables	
Principal Payments	407,250.00			Total	
Interest Payments	224,094.98			LIABILITIES, RESERVES, AND SURPLUS	
	37,010.57			Cash Liabilities	
DEFERRED CHARGES	8,211,843.16			Reserves for Receivables	
SCHOOL, COUNTY, SPECIAL DISTRICT TAXES	622,834.30			Surplus Dec. 31, 1993	
RESERVE FOR UNCOLLECTED TAXES				Total	
EXPENDITURES TOTAL	15,105,851.70				

1316

Population 1990 24,710
 Population 1993 25,591
 S & P Rating AA-
 Moody Rating A1

General Tax Rate Per \$100. 2.16
 State Equalized Tax Rate 1.99

FREEHOLD TOWNSHIP - MONMOUTH CO.

Form of Government:
 Township Committee

Number of Members on Governing Body - 5

PER CAPITA:

Gross Debt 1,682.37
 Net Debt 851.50
 Debt Service 94.19
 Total Tax Levy 1,548.71
 Municipal Expenditures 673.88

PER CENT:

Gross Debt 2.46
 Net Debt 1.24
 Tax Levy Collected 97.68
 Tax Levy Cancelled, Abated or Adjusted .10

EXPENDITURES		REVENUES-REALIZED		1993 PROPERTY TAX	
GENERAL GOVERNMENT				STATE EQUALIZED TAX RATE	
Governing Body & Public Boards	126,330.00	1993 Property Taxes Collected	38,729,379.17	Local District School Taxes	.95 18,089,283.00
Municipal Clerk	117,290.00	1993 Payments in Lieu of Taxes	16,555.14	Regional & Consolidated School Tax	.41 7,814,351.14
Financial Administration	146,653.50	Delinquent Tax & Lien Collections	1,034,375.87	School Taxes in Municipal Budget	
Assessment of Taxes	170,940.00	Business Personalty Replacement Taxes	239,740.44	County Taxes	.45 * 8,560,430.50
Collection of Taxes	129,615.00	Taxes From Public Utilities	5,904,352.00	County Library Taxes	.02 351,235.23
Planning, Housing & Development	191,075.00	Other Miscellaneous Tax Revenues		Local Municipal Purpose Taxes	.15 2,946,556.00
Human Resources	240,643.98	State Aid Revenues	1,591,063.65	Veteran & Senior Citizen Taxes	107,700.00
Elections	16,300.00	Federal Aid Revenues	65,379.00	Total Taxes for Rate Computation	1.98 37,869,555.92
General Administration (other)	1,513,180.00			Special District Taxes	876,413.00
JUDICIARY				Bank Corp. Taxes	
Municipal Courts	209,379.75	Sale of Acquired Property	1,838,118.33	Added and Omitted Taxes	994,741.83
PUBLIC SAFETY		Other Miscellaneous Revenues	49,418,963.60	Total Taxes Levied - ABSTRACT	39,633,010.75
Fire Protection	205,925.00			Total Taxes Billed	39,647,471.02
Police Protection	3,100,081.92	Prior Years Surplus Appropriated	5,728,000.00	1993 TAXES COLLECTED	38,729,379.17
Civil Defense & Disaster Control	79,679.00	REVENUES TOTAL	55,146,963.60	1993 Taxes Cancelled, Abated or Adjusted	38,880.06
Environmental Inspection & Control	474,529.00	Reserve For Uncollected Taxes	1,999,968.83	Transfer to Tax Title Liens or Foreclosed	37,548.39
Other Public Safety		CAPITAL OUTLAY TOTAL	4,522,184.05	Balance Outstanding Dec. 31, 1993	841,663.40
PUBLIC WORKS				PRIOR YEARS TAXES OUTSTANDING	
Streets and Drainage	1,613,012.00	Public Enterprises	597,948.28	Balance January 1, 1993	950,807.56
Sewers and Sewage Processing	238,750.00	Recreation-Culture	36,428.32	Collected in 1993	905,792.28
Garbage and Trash Disposal	134,850.00	Public Works	1,594,450.79	Cancelled, Abated or Adjusted 1993	10,135.40
Public Buildings and Grounds	664,148.00	Buildings and Grounds	2,293,356.66	Transfers to Tax Title Liens or Foreclosed	29,950.31
Other Public Works		Library and Education		Balance December 31, 1993	4,929.57
HEALTH and WELFARE		Conservation		TAX TITLE LIENS OUTSTANDING	
Health Services Except Environmental	359,007.00	All Other		Balance January 1, 1993	399,482.19
Welfare-Public Assistance	25,000.00			Transfer From Taxes	77,752.21
Hospital, Clinics, First Aid				Redeemed In 1993	139,112.28
Animal, Insect, & Rodent Control				Cancelled, Abated or Adjusted (1993)	
Other Welfare Services				Transfer to Foreclosed Property	
RECREATION and CONSERVATION				Balance December 31, 1993	338,122.12
Beaches and Boardwalks				PROPERTY ACQUIRED BY DEED OR	
Parks, Playgrounds, Shade Trees	163,050.00			FORECLOSURE	
Land Reclamation & Conservation	1,000.00			Balance January 1, 1993	497,400.00
Other Recreational Services	790,525.00			Transfers From Taxes or Liens	
EDUCATION (excluding schools)				Sale For Cash (1993)	
Libraries				Cancelled, Abated or Adjusted (1993)	
Other Educational Services				Balance December 31, 1993	497,400.00
STATUTORY EXPENDITURES				CURRENT FINANCES DECEMBER 31, 1993	
Pensions & F. I. C. A.	968,290.00			ASSETS	
Employee Fringe Benefits	1,225,500.00			Cash Dec. 31, 1993	13,488,303.42
Other Statutory Expenditures	1,000.00			Taxes Receivable	846,592.97
CETA And Other Public Employment Programs				Tax Title Liens	338,122.12
MUNICIPAL FUNCTIONS TOTAL	12,905,774.15			Foreclosed Property	497,400.00
CAPITAL IMPROVEMENTS *MEMO*	100,000.00			Emergencies & Other Deferred Charges	34,000.00
DEBT SERVICE				State and Federal Aid Receivable	13,816.46
Principal Payments	1,581,695.00			Other Receivables	45,291.83
Interest Payments	828,793.51			Total	15,263,526.80
DEFERRED CHARGES	57,000.00			LIABILITIES, RESERVES, AND SURPLUS	
SCHOOL, COUNTY, SPECIAL DISTRICT TAXES	35,691,712.92			Cash Liabilities	6,588,129.87
RESERVE FOR UNCOLLECTED TAXES	1,999,968.83			Reserves for Receivables	1,727,406.92
EXPENDITURES TOTAL	53,064,934.41			Surplus Dec. 31, 1993	6,947,990.01
				Total	15,263,526.80

*Includes County Health Services Taxes, County Vocational School Taxes, or County Open Space Tax See Table 13.

2106

Population 1990 1,779
 Population 1993 1,786
 S & P Rating
 Moody Rating

General Tax Rate Per \$100. 2.44
 State Equalized Tax Rate 2.25

FRELINGHUYSEN TWP. - WARREN COUNTY

Form of Government:
 Township Committee

Number of Members on Governing Body - 3

PER CAPITA:

Gross Debt 2,149.95
 Net Debt 37.18
 Debt Service
 Total Tax Levy 1,729.05
 Municipal Expenditures 452.64

PER CENT:

Gross Debt 2.76
 Net Debt .05
 Tax Levy Collected 90.00
 Tax Levy Cancelled, Abated or Adjusted .35

EXPENDITURES		REVENUES-REALIZED		1993 PROPERTY TAX	
GENERAL GOVERNMENT		1993 Property Taxes Collected		STATE EQUALIZED TAX RATE	
Governing Body & Public Boords		2,784,286.42		Local District School Taxes .89	
Municipal Clerk				Regional & Consolidated School Tax .62	
Financial Administration	21,988.00			School Taxes in Municipal Budget	
Assessment of Taxes	18,696.00			County Taxes .68	
Collection of Taxes	13,380.00			County Library Taxes .06	
Planning, Housing & Development	28,786.50			Local Municipal Purpose Taxes .01	
Human Resources	6,076.00			Veteran & Senior Citizen Taxes	
Elections	834.01			Total Taxes for Rate Computation 2.26	
General Administration (other)	96,049.50			Special District Taxes	
JUDICIARY		Federal Aid Revenues		Bank Corp. Taxes	
Municipal Courts	1,000.00			Added and Omitted Taxes	
PUBLIC SAFETY		Sale of Acquired Property		Total Taxes Levied - ABSTRACT	
Fire Protection	15,753.00	Other Miscellaneous Revenues		Total Taxes Billed	
Police Protection		Total		1993 TAXES COLLECTED	
Civil Defense & Disaster Control	641.00	Prior Years Surplus Appropriated		1993 Taxes Cancelled, Abated or Adjusted	
Environmental Inspection & Control	22,877.00	REVENUES TOTAL		Transfer to Tax Title Liens or Foreclosed	
Other Public Safety		Reserve For Uncollected Taxes		Balance Outstanding Dec. 31, 1993	
PUBLIC WORKS		CAPITAL OUTLAY TOTAL		PRIOR YEARS TAXES OUTSTANDING	
Streets and Drainage	147,199.00			Balance January 1, 1993	
Sewers and Sewage Processing				Collected in 1993	
Garbage and Trash Disposal	15,788.00			Cancelled, Abated or Adjusted 1993	
Public Buildings and Grounds	11,800.00			Transfers to Tax Title Liens or Foreclosed	
Other Public Works				Balance December 31, 1993	
HEALTH and WELFARE				TAX TITLE LIENS OUTSTANDING	
Health Services Except Environmental	604.00			Balance January 1, 1993	
Welfare-Public Assistance	1,106.00			Transfer From Taxes	
Hospital, Clinics, First Aid	10,000.00			Redeemed In 1993	
Animal, Insect, & Rodent Control	1,721.26			Cancelled, Abated or Adjusted (1993)	
Other Welfare Services				Transfer to Foreclosed Property	
RECREATION and CONSERVATION				Balance December 31, 1993	
Beaches and Boardwalks				PROPERTY ACQUIRED BY DEED OR	
Parks, Playgrounds, Shade Trees				FORECLOSURE	
Land Reclamation & Conservation	7,400.00			Balance January 1, 1993	
Other Recreational Services	10,850.00			Transfers From Taxes or Liens	
EDUCATION (excluding schools)				Sale For Cash (1993)	
Libraries				Cancelled, Abated or Adjusted (1993)	
Other Educational Services	500.00			Balance December 31, 1993	
STATUTORY EXPENDITURES				CURRENT FINANCES DECEMBER 31, 1993	
Pensions & F. I. C. A.	16,200.00			ASSETS	
Employee Fringe Benefits	1,500.00			Cash Dec. 31, 1993	
Other Statutory Expenditures	800.00			Taxes Receivable	
CETA And Other Public Employment Programs				Tax Title Liens	
MUNICIPAL FUNCTIONS TOTAL	451,549.27			Foreclosed Property	
CAPITAL IMPROVEMENTS *MEMO*	5,000.00			Emergencies & Other Deferred Charges	
DEBT SERVICE				State and Federal Aid Receivable	
Principal Payments				Other Receivables	
Interest Payments				Total	
DEFERRED CHARGES	30,004.00			LIABILITIES, RESERVES, AND SURPLUS	
SCHOOL, COUNTY, SPECIAL DISTRICT TAXES	3,026,305.61			Cash Liabilities	
RESERVE FOR UNCOLLECTED TAXES	326,866.00			Reserves for Receivables	
EXPENDITURES TOTAL	3,834,724.88			Surplus Dec. 31, 1993	
				Total	

1011

Population 1990 1,528
 Population 1993 1,646
 S & P Rating
 Moody Rating

General Tax Rate Per \$100. 1.92
 State Equalized Tax Rate 1.70

FRENCHTOWN BORO. - HUNTERDON CO.

Form of Government

Borough Council

Number of Members on Governing Body - 6

PER CAPITA:

Grass Debt 690.49
 Net Debt 356.19
 Debt Service 3.22
 Total Tax Levy 859.67
 Municipal Expenditures 467.43

PER CENT:

Grass Debt 1.40
 Net Debt .72
 Tax Levy Collected 94.08
 Tax Levy Cancelled, Abated or Adjusted

EXPENDITURES		REVENUES-REALIZED		1993 PROPERTY TAX	
GENERAL GOVERNMENT		1993 Property Taxes Collected		STATE EQUALIZED TAX RATE	
Governing Body & Public Boards			1,334,781.76	Local District School Taxes .81	673,781.00
Municipal Clerk		1993 Payments in Lieu of Taxes		Regional & Consolidated School Tax .33	271,386.69
Financial Administration	16,857.00	Delinquent Tax & Lien Collections	82,655.69	School Taxes in Municipal Budget	
Assessment of Taxes	7,585.00	Business Personalty Replacement Taxes	45,705.55	County Taxes .30	248,739.03
Collection of Taxes	5,795.00	Taxes From Public Utilities	60,393.00	County Library Taxes .03	21,654.09
Planning, Hausing & Development	7,800.00	Other Miscellaneous Tax Revenues		Local Municipal Purpose Taxes .24	195,724.48
Human Resources	45,933.00	State Aid Revenues	92,014.98	Veteran & Senior Citizen Taxes	9,450.00
Elections	600.00	Federal Aid Revenues		Total Taxes for Rate Computation 1.71	1,420,735.29
General Administration (other)	87,776.43			Special District Taxes	
JUDICIARY		Sale of Acquired Property		Bank Corp. Taxes	
Municipal Courts	23,860.00	Other Miscellaneous Revenues	163,259.42	Added and Omitted Taxes	3,736.73
PUBLIC SAFETY		Total	1,778,810.40	Total Taxes Levied - ABSTRACT	1,415,020.02
Fire Protection	32,111.43	Prior Years Surplus Appropriated	160,000.00	Total Taxes Billed	1,418,780.04
Police Protection	127,472.61	REVENUES TOTAL	1,938,810.40	1993 TAXES COLLECTED	1,334,781.76
Civil Defense & Disaster Control	100.00	Reserve For Uncollected Taxes	110,333.79	1993 Taxes Cancelled, Abated or Adjusted	
Environmental Inspection & Control	7,848.00	CAPITAL OUTLAY TOTAL	349,250.07	Transfer to Tax Title Liens or Foreclosed	
Other Public Safety				Balance Outstanding Dec. 31, 1993	83,998.28
PUBLIC WORKS		Public Enterprises		PRIOR YEARS TAXES OUTSTANDING	
Streets and Drainage	97,330.00	Recreation-Culture		Balance January 1, 1993	77,562.94
Sewers and Sewage Processing		Public Works	275,185.56	Collected in 1993	75,800.51
Garbage and Trash Disposal	88,600.00	Buildings and Grounds	74,064.51	Cancelled, Abated or Adjusted 1993	
Public Buildings and Grounds	13,000.00	Library and Education		Transfers to Tax Title Liens or Foreclosed	
Other Public Works		Conservation		Balance December 31, 1993	1,762.43
HEALTH and WELFARE		All Other		TAX TITLE LIENS OUTSTANDING	
Health Services Except Environmental	1,126.00			Balance January 1, 1993	16,773.17
Welfare-Public Assistance	825.00			Transfer From Taxes	
Hospital, Clinics, First Aid				Redeemed In 1993	6,855.18
Animal, Insect, & Rodent Control				Cancelled, Abated or Adjusted (1993)	
Other Welfare Services				Transfer to Foreclosed Property	
RECREATION and CONSERVATION				Balance December 31, 1993	9,917.90
Beaches and Boardwalks	7,730.00			PROPERTY ACQUIRED BY DEED OR	
Parks, Playgrounds, Shade Trees	3,000.00			FORECLOSURE	
Land Reclamation & Conservation	3,000.00			Balance January 1, 1993	63,500.00
Other Recreational Services	3,000.00			Transfers From Taxes or Liens	
EDUCATION (excluding schools)				Sale For Cash (1993)	
Libraries	5,150.00			Cancelled, Abated or Adjusted (1993)	
Other Educational Services				Balance December 31, 1993	63,500.00
STATUTORY EXPENDITURES				CURRENT FINANCES DECEMBER 31, 1993	
Pensions & F. I. C. A.	26,500.00			ASSETS	
Employee Fringe Benefits	36,545.32			Cash Dec. 31, 1993	205,391.96
Other Statutory Expenditures				Taxes Receivable	85,760.71
CETA And Other Public Employment Programs				Tax Title Liens	9,917.99
MUNICIPAL FUNCTIONS				Foreclosed Property	63,500.00
CAPITAL IMPROVEMENTS	646,546.79			Emergencies & Other Deferred Charges	14,445.20
DEBT SERVICE				State and Federal Aid Receivable	
Principal Payments	5,292.26			Other Receivables	35,087.16
Interest Payments				Total	414,103.02
DEFERRED CHARGES				LIABILITIES, RESERVES, AND SURPLUS	
SCHOOL, COUNTY, SPECIAL DISTRICT TAXES	7,222.60			Cash Liabilities	69,870.12
RESERVE FOR UNCOLLECTED TAXES	1,215,560.81			Reserves for Receivables	194,265.86
EXPENDITURES TOTAL	1,984,954.25			Surplus Dec. 31, 1993	149,967.04
				Total	414,103.02

0111

Population 1990 23,330
 Population 1993 24,495
 S & P Rating
 Moody Rating AAA

General Tax Rate Per \$100. 2.84
 State Equalized Tax Rate 1.99

GALLOWAY TOWNSHIP - ATLANTIC CO.

Form of Government:

Council-Manager Plan E (OMCL 50)

Number of Members on Governing Body - 7

PER CAPITA:

Gross Debt 2,519.80
 Net Debt 969.13
 Debt Service 41.57
 Total Tax Levy 964.68
 Municipal Expenditures 411.30

PER CENT:

Gross Debt 5.54
 Net Debt 2.13
 Tax Levy Collected 93.27
 Tax Levy Cancelled, Abated or Adjusted 1.80

EXPENDITURES		REVENUES-REALIZED		1993 PROPERTY TAX	
GENERAL GOVERNMENT		1993 Property Taxes Collected		STATE EQUALIZED TAX RATE	
Governing Body & Public Boards	50,192.00	1993 Payments in Lieu of Taxes		Local District School Taxes	.86
Municipal Clerk	74,135.00	Delinquent Tax & Lien Collections		Regional & Consolidated School Tax	.46
Financial Administration	163,015.00	Business Personalty Replacement Taxes		School Taxes in Municipal Budget	
Assessment of Taxes	136,252.00	Taxes From Public Utilities		County Taxes	.47
Collection of Taxes	139,166.00	Other Miscellaneous Tax Revenues		County Library Taxes	.03
Planning, Housing & Development	100,829.00	State Aid Revenues		Local Municipal Purpose Taxes	.16
Human Resources	275,181.84	Federal Aid Revenues		Veteran & Senior Citizen Taxes	
Elections	9,847.66	Sale of Acquired Property		Total Taxes for Rate Computation	1.98
General Administration (other)	411,673.94	Other Miscellaneous Revenues		Special District Taxes	
JUDICIARY		Total		Bank Corp. Taxes	
Municipal Courts	168,519.00	Prior Years Surplus Appropriated		Added and Omitted Taxes	478,583.44
PUBLIC SAFETY		REVENUES TOTAL		Total Taxes Levied - ABSTRACT	23,629,933.15
Fire Protection	255,879.11	Reserve For Uncollected Taxes		Total Taxes Billed	23,630,084.61
Police Protection	2,220,294.00	CAPITAL OUTLAY TOTAL		1993 TAXES COLLECTED	22,038,833.50
Civil Defense & Disaster Control	6,050.00	Public Enterprises		1993 Taxes Cancelled, Abated or Adjusted	426,176.26
Environmental Inspection & Control	244,978.00	Recreation-Culture		Transfer to Tax Title Liens or Foreclosed	140,869.92
Other Public Safety		Public Works		Balance Outstanding Dec. 31, 1993	1,024,204.93
PUBLIC WORKS		Buildings and Grounds		PRIOR YEARS TAXES OUTSTANDING	
Streets and Drainage	416,255.00	Library and Education		Balance January 1, 1993	1,358,430.86
Sewers and Sewage Processing	12,510.43	Conservation		Collected in 1993	1,314,782.06
Garbage and Trash Disposal	232,886.00	All Other		Cancelled, Abated or Adjusted 1993	3,365.47
Public Buildings and Grounds	197,270.00	CAPITAL DEBT AUTHORIZED, DECEMBER 31, 1993		Transfers to Tax Title Liens or Foreclosed	21,262.65
Other Public Works	515,000.00	ISSUED AND UNISSUED		Balance December 31, 1993	19,020.68
HEALTH and WELFARE		SCHOOL		TAX TITLE LIENS OUTSTANDING	
Health Services Except Environmental		GROSS DEBT		Balance January 1, 1993	646,162.54
Welfare-Public Assistance	25,662.00	NET DEBT		Transfer From Taxes	159,432.19
Hospital, Clinics, First Aid		SCHOOL		Redeemed In 1993	124,239.59
Animal, Insect, & Rabid Control	18,700.00	Self-Liquidating		Cancelled, Abated or Adjusted (1993)	
Other Welfare Services		Other		Transfer to Foreclosed Property	
RECREATION and CONSERVATION		Total		Balance December 31, 1993	681,355.14
Beaches and Boardwalks		ISSUED AND OUTSTANDING		PROPERTY ACQUIRED BY DEED OR	
Parks, Playgrounds, Shade Trees	110,150.00	SCHOOL		FORECLOSURE	
Land Reclamation & Conservation	29,075.57	Self-Liquidating		Balance January 1, 1993	1,549,680.39
Other Recreational Services	65,539.16	Other		Transfers From Taxes or Liens	2,700.38
EDUCATION (excluding schools)		Total		Sale For Cash (1993)	
Libraries		EQUALIZED VALUATION BASIS		Cancelled, Abated or Adjusted (1993)	
Other Educational Services	12,700.40	FOR NET DEBT COMPUTATION		Balance December 31, 1993	1,552,380.77
STATUTORY EXPENDITURES		REAL PROPERTY VALUATIONS		CURRENT FINANCES DECEMBER 31, 1993	
Pensions & F. I. C. A.	518,458.82	Code Class # of Parcels % VAL'N		ASSETS	
Employee Fringe Benefits	651,648.00	1 Vacant Land 5275 7.28		Cash Dec. 31, 1993	5,287,205.91
Other Statutory Expenditures		2 Residential 9239 77.99		Taxes Receivable	1,043,225.61
CETA And Other Public Employment Programs		3 Farm 301 1.10		Tax Title Liens	681,355.14
MUNICIPAL FUNCTIONS TOTAL	7,039,867.93	4a Commercial 302 12.04		Foreclosed Property	1,552,380.77
CAPITAL IMPROVEMENTS *MEMO*	200,000.00	4b Industrial 2 1.19		Emergencies & Other Deferred Charges	48,000.00
DEBT SERVICE		4c Apartments 3 .40		State and Federal Aid Receivable	28,410.39
Principal Payments	510,000.00	Total 15122		Other Receivables	221,088.51
Interest Payments	508,291.56	Land Area 91.75 Sq. Miles		Total	8,861,666.32
DEFERRED CHARGES	12,000.00	Net Valuation Taxable-Municipal		LIABILITIES, RESERVES, AND SURPLUS	
SCHOOL, COUNTY, SPECIAL DISTRICT TAXES	21,282,503.25	Net Valuation Taxable-County		Cash Liabilities	3,138,526.77
RESERVE FOR UNCOLLECTED TAXES	2,004,752.96	State Equalized Valuation		Reserves for Receivables	3,498,050.03
EXPENDITURES TOTAL	31,357,415.70	State Equalization Ratio		Surplus Dec. 31, 1993	2,225,089.52
				Total	8,861,666.32

0221

Population 1990 **26,727**
 Population 1993 **26,514**
 S & P Rating
 Moody Rating **AAA**

General Tax Rate Per \$100. **2.30**
 State Equalized Tax Rate **2.37**

GARFIELD CITY - BERGEN COUNTY

Form of Government:

Council-Manager (1923)

Number of Members on Governing Body - 5

PER CAPITA:

Gross Debt
 Net Debt
 Debt Service **41.59**
 Total Tax Levy **1,059.18**
 Municipal Expenditures **564.61**

PER CENT:

Gross Debt
 Net Debt
 Tax Levy Collected **95.73**
 Tax Levy Cancelled, Abated or Adjusted **.25**

EXPENDITURES		REVENUES-REALIZED		1993 PROPERTY TAX	
GENERAL GOVERNMENT				STATE EQUALIZED TAX RATE	
Governing Body & Public Boards	32,600.00	1993 Property Taxes Collected	26,901,310.50	Local District School Taxes	1.34
Municipal Clerk	105,000.00	1993 Payments in Lieu of Taxes	43,773.33	Regional & Consolidated School Tax	
Financial Administration	176,000.00	Delinquent Tax & Lien Collections	797,238.89	School Taxes in Municipal Budget	
Assessment of Taxes	118,000.00	Business Personally Replacement Taxes	479,102.84	County Taxes	.32
Collection of Taxes	110,000.00	Taxes From Public Utilities	1,040,993.00	County Library Taxes	
Planning, Housing & Development	31,650.00	Other Miscellaneous Tax Revenues		Local Municipal Purpose Taxes	.70
Human Resources		State Aid Revenues	1,331,557.48	Veteran & Senior Citizen Taxes	
Elections	12,000.00	Federal Aid Revenues		Total Taxes for Rate Computation	2.36
General Administration (other)	647,330.00			Special District Taxes	
JUDICIARY		Sale of Acquired Property		Bank Corp. Taxes	
Municipal Courts	200,000.00	Other Miscellaneous Revenues	4,465,131.99	Added and Omitted Taxes	
PUBLIC SAFETY		Total	35,059,108.03	Total Taxes Levied - ABSTRACT	
Fire Protection	260,599.98	Prior Years Surplus Appropriated	1,750,000.00	Total Taxes Billed	28,083,141.17
Police Protection	3,502,005.00	REVENUES	36,809,108.03	1993 TAXES COLLECTED	26,901,310.50
Civil Defense & Disaster Control	1,000.00	Reserve For Uncollected Taxes	1,233,539.92	1993 Taxes Cancelled, Abated or Adjusted	71,527.70
Environmental Inspection & Control	325,000.00			Transfer to Tax Title Liens or Foreclosed	36,669.50
Other Public Safety		CAPITAL OUTLAY	2,371,850.89	Balance Outstanding Dec. 31, 1993	1,076,860.29
PUBLIC WORKS		TOTAL		PRIOR YEARS TAXES OUTSTANDING	
Streets and Drainage	916,450.00	Public Enterprises	102,476.60	Balance January 1, 1993	933,454.38
Sewers and Sewage Processing	3,697,600.00	Recreation-Culture		Collected in 1993	740,319.62
Garbage and Trash Disposal	2,173,300.00	Public Works	985,509.91	Cancelled, Abated or Adjusted 1993	
Public Buildings and Grounds	179,500.00	Buildings and Grounds	1,283,864.38	Transfers to Tax Title Liens or Foreclosed	
Other Public Works		Library and Education		Balance December 31, 1993	193,134.76
HEALTH and WELFARE		Conservation		TAX TITLE LIENS OUTSTANDING	
Health Services Except Environmental	21,500.00	All Other		Balance January 1, 1993	940,443.46
Welfare-Public Assistance	36,200.00			Transfer From Taxes	36,669.50
Hospital, Clinics, First Aid		CAPITAL DEBT AUTHORIZED, DECEMBER 31, 1993		Redeemed In 1993	56,919.27
Animal, Insect, & Rodent Control	10,000.00	ISSUED AND UNISSUED		Cancelled, Abated or Adjusted (1993)	22,383.29
Other Welfare Services		School		Transfer to Foreclosed Property	
RECREATION and CONSERVATION		Self-Liquidating		Balance December 31, 1993	897,810.40
Beaches and Boardwalks		Other		PROPERTY ACQUIRED BY DEED OR	
Parks, Playgrounds, Shade Trees	456,999.96	Total		FORECLOSURE	
Land Reclamation & Conservation	99,900.00	ISSUED AND OUTSTANDING		Balance January 1, 1993	436,870.00
Other Recreational Services	19,000.00	School		Transfers From Taxes or Liens	
EDUCATION (excluding schools)		Self-Liquidating	410,000.00	Sale For Cash (1993)	
Libraries	525,000.00	Other	5,799,000.00	Cancelled, Abated or Adjusted (1993)	
Other Educational Services		Total	6,209,000.00	Balance December 31, 1993	436,870.00
STATUTORY EXPENDITURES		EQUALIZED VALUATION BASIS		CURRENT FINANCES DECEMBER 31, 1993	
Pensions & F. I. C. A.	659,000.00	FOR NET DEBT COMPUTATION	1,281,775,842	ASSETS	
Employee Fringe Benefits	950,900.00	REAL PROPERTY VALUATIONS		Cash Dec. 31, 1993	2,402,470.58
Other Statutory Expenditures		Code	Class	# of Parcels	% VAL'N
CETA And Other Public Employment Programs		1	Vacant Land	184	1.24
MUNICIPAL FUNCTIONS	15,271,534.94	2	Residential	5416	70.63
CAPITAL IMPROVEMENTS	100,000.00	3	Farm		
DEBT SERVICE		4a	Commercial	451	13.17
Principal Payments	755,343.03	4b	Industrial	90	10.45
Interest Payments	347,247.50	4c	Apartments	120	4.52
		Total	6261		
DEFERRED CHARGES	13,712.79	Land Area	2.10	Sq. Miles	
SCHOOL, COUNTY, SPECIAL DISTRICT TAXES	19,735,249.21	Net Valuation Taxable-Municipal			1,220,376,758
RESERVE FOR UNCOLLECTED TAXES	1,233,539.92	Net Valuation Taxable-County			1,356,781,358
EXPENDITURES	37,356,627.39	State Equalized Valuation			1,186,053,756
		State Equalization Ratio			102.90
	</				

2006

Population 1990 4,227
 Population 1993 4,221
 S & P Rating
 Moody Rating A

General Tax Rate Per \$100.

4.23

State Equalized Tax Rate

2.68

GARWOOD BOROUGH - UNION COUNTY

Form of Government:

Borough Council

Number of Members on Governing Body - 6

PER CAPITA:

Gross Debt 479.13

Net Debt 425.26

Debt Service 47.41

Total Tax Levy 1,781.65

Municipal Expenditures 974.99

PER CENT:

Gross Debt .69

Net Debt .61

Tax Levy Collected 96.30

Tax Levy Cancelled, Abated

or Adjusted .03

EXPENDITURES		REVENUES-REALIZED		1993 PROPERTY TAX	
GENERAL GOVERNMENT		1993 Property Taxes Collected		STATE EQUALIZED TAX RATE	
Governing Body & Public Boards		1993 Payments in Lieu of Taxes		Local District School Taxes .89	
Municipal Clerk		Delinquent Tax & Lien Collections		Regional & Consolidated School Tax .40	
Financial Administration	23,084.00	Business Personalty Replacement Taxes		School Taxes in Municipal Budget	
Assessment of Taxes	12,535.00	Taxes From Public Utilities		County Taxes .48	
Collection of Taxes	39,500.00	Other Miscellaneous Tax Revenues		County Library Taxes	
Planning, Housing & Development	17,600.00	State Aid Revenues		Local Municipal Purpose Taxes .92	
Human Resources	68,704.00	Federal Aid Revenues		Veteran & Senior Citizen Taxes	
Elections	1,600.00	Sale of Acquired Property		Total Taxes for Rate Computation 2.69	
General Administration (other)	404,761.81	Other Miscellaneous Revenues		Special District Taxes	
JUDICIARY		Total		Bank Corp. Taxes	
Municipal Courts	65,500.00	Prior Years Surplus Appropriated		Added and Omitted Taxes	
PUBLIC SAFETY		REVENUES TOTAL		Total Taxes Levied - ABSTRACT	
Fire Protection	111,799.60	Reserve For Uncollected Taxes		Total Taxes Billed	
Police Protection	997,653.63	CAPITAL OUTLAY TOTAL		1993 TAXES COLLECTED	
Civil Defense & Disaster Control	2,000.00	Public Enterprises		1993 Taxes Cancelled, Abated or Adjusted	
Environmental Inspection & Control	38,450.00	Recreation-Culture		Transfer to Tax Title Liens or Foreclosed	
Other Public Safety		Public Works		Balance Outstanding Dec. 31, 1993	
PUBLIC WORKS		Buildings and Grounds		PRIOR YEARS TAXES OUTSTANDING	
Streets and Drainage	456,490.00	Library and Education		Balance January 1, 1993	
Sewers and Sewage Processing	312,400.00	Conservation		Collected in 1993	
Garbage and Trash Disposal	280,000.00	All Other		Cancelled, Abated or Adjusted 1993	
Public Buildings and Grounds	52,000.00	CAPITAL DEBT AUTHORIZED, DECEMBER 31, 1993		Transfers to Tax Title Liens or Foreclosed	
Other Public Works		ISSUED AND UNISSUED		Balance December 31, 1993	
HEALTH and WELFARE		GROSS DEBT		TAX TITLE LIENS OUTSTANDING	
Health Services Except Environmental	46,075.00	NET DEBT		Balance January 1, 1993	
Welfare-Public Assistance	5,065.00	School		Transfer From Taxes	
Hospital, Clinics, First Aid		Self-Liquidating		Redeemed In 1993	
Animal, Insect, & Rodent Control	3,000.00	Other		Cancelled, Abated or Adjusted (1993)	
Other Welfare Services		Total		Transfer to Foreclosed Property	
RECREATION and CONSERVATION		ISSUED AND OUTSTANDING		Balance December 31, 1993	
Beaches and Boardwalks		School		PROPERTY ACQUIRED BY DEED OR	
Parks, Playgrounds, Shade Trees	7,000.00	Self-Liquidating		FORECLOSURE	
Land Reclamation & Conservation		Other		Balance January 1, 1993	
Other Recreational Services	24,100.00	Total		Transfers From Taxes or Liens	
EDUCATION (excluding schools)		EQUALIZED VALUATION BASIS		Sale For Cash (1993)	
Libraries	98,625.00	FOR NET DEBT COMPUTATION		Cancelled, Abated or Adjusted (1993)	
Other Educational Services		REAL PROPERTY VALUATIONS		Balance December 31, 1993	
STATUTORY EXPENDITURES		Code Class # of Parcels % VAL'N		CURRENT FINANCES DECEMBER 31, 1993	
Pensions & F. I. C. A.	194,800.00	ASSESSED VALUATION		ASSETS	
Employee Fringe Benefits	300,000.00	1 Vacant Land 57 .98		Cash Dec. 31, 1993	
Other Statutory Expenditures		2 Residential 1248 69.64		Taxes Receivable	
CETA And Other Public Employment Programs		3 Farm		Tax Title Liens	
MUNICIPAL FUNCTIONS TOTAL	3,567,743.04	4a Commercial 115 20.48		Foreclosed Property	
CAPITAL IMPROVEMENTS *MEMO*	16,000.00	4b Industrial 32 7.60		Emergencies & Other Deferred Charges	
DEBT SERVICE		4c Apartments 8 1.30		State and Federal Aid Receivable	
Principal Payments	145,000.00	Total 1460		Other Receivables	
Interest Payments	55,107.50	Land Area .70 Sq. Miles		Total	
DEFERRED CHARGES	52,600.00	Net Valuation Taxable-Municipal		LIABILITIES, RESERVES, AND SURPLUS	
SCHOOL, COUNTY, SPECIAL DISTRICT TAXES	4,937,631.78	Net Valuation Taxable-County		Cash Liabilities	
RESERVE FOR UNCOLLECTED TAXES	295,000.00	State Equalized Valuation		Reserves for Receivables	
EXPENDITURES TOTAL	9,053,082.32	State Equalization Ratio		Surplus Dec. 31, 1993	
				Total	

0413

Population 1990 2,383
 Population 1993 2,308
 S & P Rating
 Moody Rating 3AA

General Tax Rate Per \$100. 3.50
 State Equalized Tax Rate 2.55

GIBBSBORO BOROUGH - CAMDEN COUNTY

Form of Government:

Borough Council

Number of Members on Governing Body - 6

PER CAPITA:

Grass Debt 2,453.66
 Net Debt 1,422.27
 Debt Service 45.02
 Total Tax Levy 1,380.37
 Municipal Expenditures 660.64

PER CENT:

Grass Debt 4.56
 Net Debt 2.64
 Tax Levy Collected 95.78
 Tax Levy Cancelled, Abated or Adjusted .24

EXPENDITURES		REVENUES-REALIZED		1993 PROPERTY TAX	
GENERAL GOVERNMENT		1993 Property Taxes Collected		STATE EQUALIZED TAX RATE	
Governing Body & Public Boards			2,732,731.09	Local District School Taxes	.89
Municipal Clerk				Regional & Consolidated School Tax	.39
Financial Administration	82,000.00			School Taxes in Municipal Budget	
Assessment of Taxes	13,300.00			County Taxes	.78
Collection of Taxes	17,000.00			County Library Taxes	.03
Planning, Housing & Development	21,900.00			Local Municipal Purpose Taxes	.47
Human Resources	33,219.00			Veteran & Senior Citizen Taxes	
Elections	3,000.00			Total Taxes for Rate Computation	2.56
General Administration (other)	249,700.00			Special District Taxes	
JUDICIARY				Bank Corp. Taxes	
Municipal Courts	37,125.00			Added and Omitted Taxes	12,015.19
PUBLIC SAFETY				Total Taxes Levied - ABSTRACT	3,185,884.26
Fire Protection	56,231.00			Total Taxes Billed	3,185,884.26
Police Protection	153,654.48			1993 TAXES COLLECTED	2,732,731.09
Civil Defense & Disaster Control	1,750.00			1993 Taxes Cancelled, Abated or Adjusted	7,656.33
Environmental Inspection & Control	31,600.00			Transfer to Tax Title Liens or Foreclosed	35,330.84
Other Public Safety				Balance Outstanding Dec. 31, 1993	410,166.00
PUBLIC WORKS				PRIOR YEARS TAXES OUTSTANDING	
Streets and Drainage	34,000.00			Balance January 1, 1993	247,337.76
Sewers and Sewage Processing	31,700.00			Collected in 1993	224,301.92
Garbage and Trash Disposal	153,000.00			Cancelled, Abated or Adjusted 1993	20.73
Public Buildings and Grounds				Transfers to Tax Title Liens or Foreclosed	67.29
Other Public Works	75,400.00			Balance December 31, 1993	22,947.82
HEALTH and WELFARE				TAX TITLE LIENS OUTSTANDING	
Health Services Except Environmental	300.00			Balance January 1, 1993	122,577.39
Welfare-Public Assistance	4,100.00			Transfer From Taxes	35,432.26
Hospital, Clinics, First Aid				Redeemed in 1993	55,896.08
Animal, Insect, & Rodent Control	3,900.00			Cancelled, Abated or Adjusted (1993)	15.96
Other Welfare Services				Transfer to Foreclosed Property	
RECREATION and CONSERVATION				Balance December 31, 1993	102,097.61
Beaches and Boardwalks				PROPERTY ACQUIRED BY DEED OR	
Parks, Playgrounds, Shade Trees				FORECLOSURE	
Land Reclamation & Conservation	1,000.00			Balance January 1, 1993	97,706.00
Other Recreational Services	28,200.00			Transfers From Taxes or Liens	
EDUCATION (excluding schools)				Sale For Cash (1993)	
Libraries	18,500.00			Cancelled, Abated or Adjusted (1993)	
Other Educational Services	29,856.06			Balance December 31, 1993	97,706.00
STATUTORY EXPENDITURES				CURRENT FINANCES DECEMBER 31, 1993	
Pensions & F. I. C. A.	28,000.00			ASSETS	
Employee Fringe Benefits				Cash Dec. 31, 1993	1,204,557.25
Other Statutory Expenditures	3,570.32			Taxes Receivable	433,113.82
CETA And Other Public Employment Programs				Tax Title Liens	102,097.61
MUNICIPAL FUNCTIONS				Foreclosed Property	97,706.00
CAPITAL IMPROVEMENTS	1,112,005.86			Emergencies & Other Deferred Charges	
DEBT SERVICE				State and Federal Aid Receivable	750.00
Principal Payments	50,000.00			Other Receivables	297,226.91
Interest Payments	53,900.00			Total	2,135,451.59
DEFERRED CHARGES	602.11			LIABILITIES, RESERVES, AND SURPLUS	
SCHOOL, COUNTY, SPECIAL DISTRICT TAXES	2,593,619.07			Cash Liabilities	1,012,239.99
RESERVE FOR UNCOLLECTED TAXES	308,250.00			Reserves for Receivables	930,144.34
EXPENDITURES	4,113,377.04			Surplus Dec. 31, 1993	193,067.26
				Total	2,135,451.59

0806

Population 1990 **15,614**
 Population 1993 **17,084**
 S & P Rating
 Moody Rating **A**

General Tax Rate Per \$100. **2.54**
 State Equalized Tax Rate **2.71**

GLASSBORO BOROUGH - GLOUCESTER CO.

Form of Government

Borough Council

Number of Members on Governing Body - 6

PER CAPITA:

Gross Debt **1,042.08**
 Net Debt **173.43**
 Debt Service **28.09**
 Total Tax Levy **849.64**
 Municipal Expenditures **620.10**

PER CENT:

Gross Debt **3.52**
 Net Debt **.59**
 Tax Levy Collected **93.50**
 Tax Levy Cancelled, Abated
 or Adjusted **.97**

EXPENDITURES		REVENUES-REALIZED		1993 PROPERTY TAX	
GENERAL GOVERNMENT		1993 Property Taxes Collected		STATE EQUALIZED TAX RATE 1.17	
Governing Body & Public Boards	19,800.00	1993 Payments in Lieu of Taxes		Local District School Taxes	6,166,122.50
Municipal Clerk	95,100.00	Delinquent Tax & Lien Collections		Regional & Consolidated School Tax	
Financial Administration	58,400.00	Business Personalty Replacement Taxes		School Taxes in Municipal Budget	
Assessment of Taxes	94,100.00	Taxes From Public Utilities		County Taxes	3,379,839.98
Collection of Taxes	111,000.00	Other Miscellaneous Tax Revenues		County Library Taxes	158,329.55
Planning, Housing & Development	57,550.00	State Aid Revenues		Local Municipal Purpose Taxes	4,503,544.00
Human Resources	188,492.00	Federal Aid Revenues		Veteran & Senior Citizen Taxes	114,050.00
Elections	9,100.00	Sale of Acquired Property		Total Taxes for Rate Computation	14,321,886.03
General Administration (other)	717,862.35	Other Miscellaneous Revenues		Special District Taxes	
JUDICIARY		Total		Bank Corp. Taxes	
Municipal Courts	170,943.80	Prior Years Surplus Appropriated		Added and Omitted Taxes	307,456.11
PUBLIC SAFETY		REVENUES		Total Taxes Levied - ABSTRACT	14,515,292.14
Fire Protection	238,967.00	Reserve For Uncollected Taxes		Total Taxes Billed	14,515,292.14
Police Protection	2,771,202.12	CAPITAL OUTLAY		1993 TAXES COLLECTED	13,571,530.07
Civil Defense & Disaster Control	9,300.00	TOTAL		1993 Taxes Cancelled, Abated or Adjusted	140,922.11
Environmental Inspection & Control	212,084.00	Public Enterprises		Transfer to Tax Title Liens or Foreclosed	139,219.37
Other Public Safety		Recreation-Culture		Balance Outstanding Dec. 31, 1993	663,620.59
PUBLIC WORKS		Public Works		PRIOR YEARS TAXES OUTSTANDING	
Streets and Drainage	1,054,495.00	Buildings and Grounds		Balance January 1, 1993	1,018,121.19
Sewers and Sewage Processing		Library and Education		Collected in 1993	664,876.61
Garbage and Trash Disposal	774,000.00	Conservation		Cancelled, Abated or Adjusted 1993	261,874.30
Public Buildings and Grounds	156,300.00	All Other		Transfers to Tax Title Liens or Foreclosed	26,176.65
Other Public Works	448,700.00	CAPITAL DEBT AUTHORIZED, DECEMBER 31, 1993		Balance December 31, 1993	65,193.63
HEALTH and WELFARE		ISSUED AND UNISSUED		TAX TITLE LIENS OUTSTANDING	
Health Services Except Environmental	126,300.00	GROSS DEBT		Balance January 1, 1993	434,774.37
Welfare-Public Assistance	23,996.00	NET DEBT		Transfer From Taxes	169,699.98
Hospital, Clinics, First Aid		School		Redeemed In 1993	144,787.47
Animal, Insect, & Radent Control		Self-Liquidating		Cancelled, Abated or Adjusted (1993)	
Other Welfare Services		Other		Transfer to Foreclosed Property	
RECREATION and CONSERVATION		Total		Balance December 31, 1993	459,686.88
Beaches and Boardwalks		ISSUED AND OUTSTANDING		PROPERTY ACQUIRED BY DEED OR	
Parks, Playgrounds, Shade Trees	238,400.00	School		FORECLOSURE	
Land Reclamation & Conservation	55,865.81	Self-Liquidating		Balance January 1, 1993	1,265,217.34
Other Recreational Services	89,850.00	Other		Transfers From Taxes or Liens	
EDUCATION (excluding schools)		Total		Sale For Cash (1993)	
Libraries	130,000.00	EQUAUZED VALUATION BASIS		Cancelled, Abated or Adjusted (1993)	
Other Educational Services		FOR NET DEBT COMPUTATION		Balance December 31, 1993	1,265,217.34
STATUTORY EXPENDITURES		REAL PROPERTY VALUATIONS		CURRENT FINANCES DECEMBER 31, 1993	
Pensions & F. I. C. A.	511,905.00	Code Class # of Parcels % VAL'N		ASSETS	
Employee Fringe Benefits	750,000.00	1 Vacant Land 1342 4.82		Cash Dec. 31, 1993	2,008,490.82
Other Statutory Expenditures		2 Residential 3804 68.76		Taxes Receivable	728,814.22
CETA And Other Public Employment Programs		3 Farm 90 1.03		Tax Title Liens	459,686.88
MUNICIPAL FUNCTIONS		4a Commercial 255 16.61		Foreclosed Property	1,265,217.34
CAPITAL IMPROVEMENTS		4b Industrial 15 2.31		Emergencies & Other Deferred Charges	66,559.62
DEBT SERVICE		4c Apartments 34 5.96		State and Federal Aid Receivable	
Principal Payments	310,389.54	Total 5540		Other Receivables	95,381.03
Interest Payments	169,420.00	Land Area 9.37 Sq. Miles		Total	4,624,149.91
DEFERRED CHARGES		Net Valuation Taxable-Municipal		LIABILITIES, RESERVES, AND SURPLUS	
SCHOOL, COUNTY, SPECIAL DISTRICT TAXES		Net Valuation Taxable-County		Cash Liabilities	1,357,254.30
RESERVE FOR UNCOLLECTED TAXES		State Equalized Valuation		Reserves for Receivables	2,549,099.47
EXPENDITURES		State Equalization Ratio		Surplus Dec. 31, 1993	717,796.14
TOTAL	20,298,056.65			Total	4,624,149.91

1012

Population 1990 1,665
 Population 1993 1,778
 S & P Rating
 Moody Rating

General Tax Rate Per \$100.

2.15

State Equalized Tax Rate

2.09

GLEN GARDNER BORO. - HUNTERDON CO.

Form of Government:

Borough Council

Number of Members on Governing Body - 6

PER CAPITA:

Gross Debt 1,095.38

Net Debt 977.86

Debt Service 111.70

Total Tax Levy 1,021.92

Municipal Expenditures 529.76

PER CENT:

Gross Debt 2.27

Net Debt 2.02

Tax Levy Collected 104.31

Tax Levy Cancelled, Abated

or Adjusted .37

EXPENDITURES		REVENUES-REALIZED		1993 PROPERTY TAX	
GENERAL GOVERNMENT		1993 Property Taxes Collected		STATE EQUALIZED TAX RATE	
Governing Body & Public Boards		1993 Payments in Lieu of Taxes		Local District School Taxes	1.16
Municipal Clerk	15,010.00	Delinquent Tax & Lien Collections	90,942.87	Regional & Consolidated School Tax	.24
Financial Administration	6,500.00	Business Personalty Replacement Taxes	6,239.92	School Taxes in Municipal Budget	
Assessment of Taxes	13,410.00	Taxes From Public Utilities	73,143.00	County Taxes	.29
Collection of Taxes	29,800.00	Other Miscellaneous Tax Revenues		County Library Taxes	.03
Planning, Housing & Development	4,126.00	State Aid Revenues	136,150.00	Local Municipal Purpose Taxes	.36
Human Resources		Federal Aid Revenues		Veteran & Senior Citizen Taxes	
Elections				Total Taxes for Rate Computation	2.08
General Administration (other)	149,565.00			Special District Taxes	
JUDICIARY				Bank Corp. Taxes	
Municipal Courts	5,000.00			Added and Omitted Taxes	881.85
PUBLIC SAFETY				Total Taxes Levied - ABSTRACT	1,816,980.14
Fire Protection	15,431.70			Total Taxes Billed	1,818,222.47
Police Protection	8,000.00			1993 TAXES COLLECTED	1,896,581.86
Civil Defense & Disaster Control	100.00			1993 Taxes Cancelled, Abated or Adjusted	6,716.31
Environmental Inspection & Control				Transfer to Tax Title Liens or Foreclosed	21,142.03
Other Public Safety				Balance Outstanding Dec. 31, 1993	93,782.22
PUBLIC WORKS				PRIOR YEARS TAXES OUTSTANDING	
Streets and Drainage	115,000.00			Balance January 1, 1993	88,269.99
Sewers and Sewage Processing	174,000.00			Collected in 1993	76,109.70
Garbage and Trash Disposal				Cancelled, Abated or Adjusted 1993	4,873.63
Public Buildings and Grounds	14,000.00			Transfers to Tax Title Liens or Foreclosed	
Other Public Works				Balance December 31, 1993	7,286.66
HEALTH and WELFARE				TAX TITLE LIENS OUTSTANDING	
Health Services Except Environmental	3,700.00			Balance January 1, 1993	114,041.79
Welfare-Public Assistance	1,900.00			Transfer From Taxes	21,142.08
Hospital, Clinics, First Aid				Redeemed In 1993	14,833.17
Animal, Insect, & Rodent Control				Cancelled, Abated or Adjusted (1993)	.90
Other Welfare Services				Transfer to Foreclosed Property	
RECREATION and CONSERVATION				Balance December 31, 1993	120,349.80
Beaches and Boardwalks	11,500.00			PROPERTY ACQUIRED BY DEED OR	
Parks, Playgrounds, Shade Trees	2,850.00			FORECLOSURE	
Land Reclamation & Conservation	1,500.00			Balance January 1, 1993	25,150.00
Other Recreational Services				Transfers From Taxes or Liens	
EDUCATION (excluding schools)				Sale For Cash (1993)	
Libraries				Cancelled, Abated or Adjusted (1993)	
Other Educational Services				Balance December 31, 1993	25,150.00
STATUTORY EXPENDITURES				CURRENT FINANCES DECEMBER 31, 1993	
Pensions & F. I. C. A.	10,000.00			ASSETS	
Employee Fringe Benefits				Cash Dec. 31, 1993	724,385.31
Other Statutory Expenditures	500.00			Taxes Receivable	101,068.89
CETA And Other Public Employment Programs				Tax Title Liens	120,349.80
MUNICIPAL FUNCTIONS				Foreclosed Property	25,150.00
CAPITAL IMPROVEMENTS				Emergencies & Other Deferred Charges	
DEBT SERVICE				State and Federal Aid Receivable	61,308.33
Principal Payments	90,000.00			Other Receivables	3,249.97
Interest Payments	106,826.12			Total	1,035,512.34
DEFERRED CHARGES				LIABILITIES, RESERVES, AND SURPLUS	
SCHOOL, COUNTY, SPECIAL DISTRICT TAXES				Cash Liabilities	353,071.34
RESERVE FOR UNCOLLECTED TAXES				Reserves for Receivables	249,818.65
EXPENDITURES				Surplus Dec. 31, 1993	432,622.35
TOTAL	2,440,806.59			Total	1,035,512.34

0708

Population 1990 **7,076**
 Population 1993 **7,094**
 S & P Rating
 Moody Rating

General Tax Rate Per \$100.

7.75

State Equalized Tax Rate

3.21**GLEN RIDGE BORO. TWP. - ESSEX COUNTY**

Form of Government

Borough Council

Number of Members on Governing Body - 6

PER CAPITA

Gross Debt **453.90**Net Debt **14.10**

Debt Service

Total Tax Levy **2,578.90**Municipal Expenditures **934.03**

PER CENT:

Gross Debt **.56**Net Debt **.02**Tax Levy Collected **98.62**

Tax Levy Cancelled, Abated

or Adjusted **.50**

EXPENDITURES		REVENUES-REALIZED		1993 PROPERTY TAX	
GENERAL GOVERNMENT				STATE EQUALIZED TAX RATE 1.79	
Governing Body & Public Boards		1993 Property Taxes Collected	18,049,922.84	Local District School Taxes	10,140,454.16
Municipal Clerk		1993 Payments in Lieu of Taxes		Regional & Consolidated School Tax	
Financial Administration	72,470.93	Delinquent Tax & Lien Collections	233,137.73	School Taxes in Municipal Budget	
Assessment of Taxes	24,705.00	Business Personalty Replacement Taxes	42,030.28	County Taxes	.67
Collection of Taxes	33,400.00	Taxes From Public Utilities	266,158.59	County Library Taxes	
Planning, Housing & Development	18,100.00	Other Miscellaneous Tax Revenues		Local Municipal Purpose Taxes	.76
Human Resources	141,274.15	State Aid Revenues	377,055.60	Veteran & Senior Citizen Taxes	31,100.00
Elections	5,025.00	Federal Aid Revenues		Total Taxes for Rate Computation	3.21
General Administration (other)	2,860,214.65			Special District Taxes	
JUDICIARY				Bank Corp. Taxes	
Municipal Courts	135,130.00	Sale of Acquired Property	465,728.06	Added and Omitted Taxes	14,504.84
PUBLIC SAFETY		Other Miscellaneous Revenues	19,436,033.10	Total Taxes Levied - ABSTRACT	18,294,703.71
Fire Protection	7,184.00	Total	1,509,000.00	Total Taxes Billed	18,301,598.59
Police Protection	1,090.15	Prior Years Surplus Appropriated	20,943,033.10	1993 TAXES COLLECTED	18,049,922.84
Civil Defense & Disaster Control		REVENUES	20,943,033.10	1993 Taxes Cancelled, Abated or Adjusted	90,599.94
Environmental Inspection & Control	20,363.26	Reserve For Uncollected Taxes	455,000.00	Transfer to Tax Title Liens or Foreclosed	2,720.25
Other Public Safety		CAPITAL OUTLAY	1,122,372.24	Balance Outstanding Dec. 31, 1993	158,355.56
PUBLIC WORKS				PRIOR YEARS TAXES OUTSTANDING	
Streets and Drainage	495,342.76	Public Enterprises	43,554.56	Balance January 1, 1993	223,798.85
Sewers and Sewage Processing	259,269.20	Recreation-Culture	8,700.00	Collected in 1993	205,664.75
Gorbage and Trash Disposal	1,037,939.39	Public Works	234,120.57	Cancelled, Abated or Adjusted 1993	
Public Buildings and Grounds	114,407.83	Buildings and Grounds	131,793.61	Transfers to Tax Title Liens or Foreclosed	
Other Public Works		Library and Education	704,203.50	Balance December 31, 1993	18,134.10
HEALTH and WELFARE		Conservation		TAX TITLE LIENS OUTSTANDING	
Health Services Except Environmental	36,879.73	All Other		Balance January 1, 1993	70,415.21
Welfare-Public Assistance	13,024.83			Transfer From Taxes	2,720.25
Hospital, Clinics, First Aid		CAPITAL DEBT AUTHORIZED, DECEMBER 31, 1993		Redeemed in 1993	27,472.98
Animal, Insect, & Rodent Control		ISSUED AND UNISSUED		Cancelled, Abated or Adjusted (1993)	29,786.75
Other Welfare Services		School	2,620,000	Transfer to Foreclosed Property	
RECREATION and CONSERVATION		Self-Liquidating	500,000	Balance December 31, 1993	15,875.73
Beaches and Boardwalks		Other	100,000	PROPERTY ACQUIRED BY DEED OR FORECLOSURE	
Parks, Playgrounds, Shade Trees	87,623.34	Total	3,220,000	Balance January 1, 1993	410.00
Land Reclamation & Conservation	7,557.36			Transfers From Taxes or Liens	
Other Recreational Services	155,012.49	ISSUED AND OUTSTANDING		Sale For Cash (1993)	
EDUCATION (excluding schools)		School	2,620,000.00	Cancelled, Abated or Adjusted (1993)	
Libraries	298,000.00	Self-Liquidating		Balance December 31, 1993	410.00
Other Educational Services		Other		CURRENT FINANCES DECEMBER 31, 1993	
STATUTORY EXPENDITURES		Total	2,620,000.00	ASSETS	
Pensions & F. I. C. A.	349,626.46	EQUALIZED VALUATION BASIS		Cash Dec. 31, 1993	3,259,380.48
Employee Fringe Benefits	343,500.00	FOR NET DEBT COMPUTATION	578,447,912	Taxes Receivable	176,489.66
Other Statutory Expenditures		REAL PROPERTY VALUATIONS		Tax Title Liens	15,875.73
CETA And Other Public Employment Programs		Code Class # of Parcels % VAL'N	ASSESSED VALUATION	Foreclosed Property	410.00
MUNICIPAL FUNCTIONS		1 Vacant Land 19 .13	311,700.00	Emergencies & Other Deferred Charges	
CAPITAL IMPROVEMENTS	175,000.00	2 Residential 2225 92.74	218,223,400.00	State and Federal Aid Receivable	
DEBT SERVICE		3 Farm		Other Receivables	28,248.84
Principal Payments		4a Commercial 16 4.88	11,485,400.00	Total	3,480,404.51
Interest Payments		4b Industrial		LIABILITIES, RESERVES, AND SURPLUS	
		4c Apartments 2 2.24	5,273,800.00	Cash Liabilities	1,679,932.74
		Total 2262	235,294,300.00	Reserves for Receivables	221,109.03
DEFERRED CHARGES	8,536.55	Land Area 1.30 Sq. Miles		Surplus Dec. 31, 1993	1,579,362.74
SCHOOL, COUNTY, SPECIAL DISTRICT TAXES	13,967,033.26	Net Valuation Taxable-Municipal	235,962,500	Total	3,480,404.51
RESERVE FOR UNCOLLECTED TAXES	455,000.00	Net Valuation Taxable-County	568,252,132		
EXPENDITURES	20,947,710.34	State Equalized Valuation	568,189,425		
TOTAL		State Equalization Ratio	41.46		

0222

Population 1990 10,883
 Population 1993 11,284
 S & P Rating
 Moody Rating AA

General Tax Rate Per \$100. 2.54
 State Equalized Tax Rate 2.19

GLEN ROCK BOROUGH - BERGEN COUNTY

Form of Government:
 Borough Council

Number of Members on Governing Body - 6

PER CAPITA:

Gross Debt 1,239.23
 Net Debt 407.69
 Debt Service 57.71
 Total Tax Levy 2,020.15
 Municipal Expenditures 921.62

PER CENT

Gross Debt 1.33
 Net Debt .44
 Tax Levy Collected 98.68
 Tax Levy Cancelled, Abated or Adjusted .22

EXPENDITURES		REVENUES-REALIZED		1993 PROPERTY TAX	
GENERAL GOVERNMENT				STATE EQUALIZED TAX RATE	
Governing Body & Public Boards		1993 Property Taxes Collected	22,535,313.23	Local District School Taxes 1.36	14,082,012.00
Municipal Clerk		1993 Payments in Lieu of Taxes	48,869.00	Regional & Consolidated School Tax	
Financial Administration	99,595.00	Delinquent Tax & Lien Collections	421,659.43	School Taxes in Municipal Budget	
Assessment of Taxes	110,920.00	Business Personalty Replacement Taxes	103,793.80	County Taxes	.27 2,833,010.45
Collection of Taxes	76,162.00	Taxes From Public Utilities	826,582.84	County Library Taxes	
Planning, Housing & Development	10,368.00	Other Miscellaneous Tax Revenues		Local Municipal Purpose Taxes	.56 5,759,888.73
Human Resources	31,403.25	State Aid Revenues	687,050.46	Veteran & Senior Citizen Taxes	63,950.00
Elections	4,869.00	Federal Aid Revenues		Total Taxes for Rate Computation	2.19 22,738,861.18
General Administration (other)	693,243.00			Special District Taxes	
JUDICIARY				Bank Corp. Taxes	
Municipal Courts	74,993.19	Sale of Acquired Property	748,853.03	Added and Omitted Taxes	120,449.20
PUBLIC SAFETY		Other Miscellaneous Revenues	748,853.03	Total Taxes Levied - ABSTRACT	22,795,360.38
Fire Protection	107,722.20	Total	25,372,121.79	Total Taxes Billed	22,836,794.42
Police Protection	1,719,627.14	Prior Years Surplus Appropriated	1,000,000.00	1993 TAXES COLLECTED	22,535,313.23
Civil Defense & Disaster Control	1,500.00	REVENUES TOTAL	26,372,121.79	1993 Taxes Cancelled, Abated or Adjusted	50,455.64
Environmental Inspection & Control	135,557.00	Reserve For Uncollected Taxes	1,095,510.31	Transfer to Tax Title Liens or Foreclosed	1,427.48
Other Public Safety		CAPITAL OUTLAY TOTAL	1,027,034.23	Balance Outstanding Dec. 31, 1993	249,598.07
PUBLIC WORKS				PRIOR YEARS TAXES OUTSTANDING	
Streets and Drainage	809,841.00	Public Enterprises		Balance January 1, 1993	424,712.48
Sewers and Sewage Processing	364,102.00	Recreation-Culture	7,985.00	Collected in 1993	421,659.43
Garbage and Trash Disposal	1,193,459.00	Public Works	20,054.13	Cancelled, Abated or Adjusted 1993	
Public Buildings and Grounds	94,047.00	Buildings and Grounds	976,128.48	Transfers to Tax Title Liens or Foreclosed	
Other Public Works		Library and Education	22,866.62	Balance December 31, 1993	3,053.05
HEALTH and WELFARE		Conservation		TAX TITLE LIENS OUTSTANDING	
Health Services Except Environmental	76,434.00	All Other		Balance January 1, 1993	5,007.15
Welfare-Public Assistance	4,307.00			Transfer From Taxes	1,427.48
Hospital, Clinics, First Aid				Redeemed in 1993	
Animal, Insect, & Rodent Control				Cancelled, Abated or Adjusted (1993)	
Other Welfare Services				Transfer to Foreclosed Property	
RECREATION and CONSERVATION				Balance December 31, 1993	6,434.63
Beaches and Boardwalks				PROPERTY ACQUIRED BY DEED OR	
Parks, Playgrounds, Shade Trees	104,559.00			FORECLOSURE	
Land Reclamation & Conservation	284,983.59			Balance January 1, 1993	107,500.00
Other Recreational Services	177,080.00			Transfers From Taxes or Liens	
EDUCATION (excluding schools)				Sale For Cash (1993)	
Libraries	427,157.00			Cancelled, Abated or Adjusted (1993)	
Other Educational Services				Balance December 31, 1993	107,500.00
STATUTORY EXPENDITURES				CURRENT FINANCES DECEMBER 31, 1993	
Pensions & F. I. C. A.	396,110.00			ASSETS	
Employee Fringe Benefits	526,407.00			Cash Dec. 31, 1993	3,246,845.29
Other Statutory Expenditures				Taxes Receivable	252,651.12
CETA And Other Public Employment Programs	7,524,446.37			Tax Title Liens	6,434.63
MUNICIPAL FUNCTIONS				Foreclosed Property	107,500.00
CAPITAL IMPROVEMENTS	36,000.00			Emergencies & Other Deferred Charges	150,000.00
DEBT SERVICE				State and Federal Aid Receivable	2,345.60
Principal Payments	468,000.00			Other Receivables	23,752.99
Interest Payments	183,155.01			Total	3,789,529.63
DEFERRED CHARGES				LIABILITIES, RESERVES, AND SURPLUS	
SCHOOL, COUNTY, SPECIAL DISTRICT TAXES	16,915,022.45			Cash Liabilities	1,920,098.00
RESERVE FOR UNCOLLECTED TAXES	1,095,510.31			Reserves for Receivables	390,338.74
EXPENDITURES TOTAL	26,186,134.14			Surplus Dec. 31, 1993	1,479,092.89
				Total	3,789,529.63

0414

Population 1990 12,649
 Population 1993 12,491
 S & P Rating
 Moody Rating AAA

General Tax Rate Per \$100. 7.27
 State Equalized Tax Rate 2.86

GLOUCESTER CITY CITY - CAMDEN CO.
 Form of Government:
Special Charter (P.L. 1868 c.44)
 Number of Members on Governing Body - 7

PER CAPITA:
 Gross Debt 2,160.49
 Net Debt 908.84
 Debt Service 21.73
 Total Tax Levy 742.22
 Municipal Expenditures 715.04

PER CENT:
 Gross Debt 3.51
 Net Debt 3.58
 Tax Levy Collected 92.82
 Tax Levy Cancelled, Abated or Adjusted .92

EXPENDITURES		REVENUES-REALIZED		1993 PROPERTY TAX	
GENERAL GOVERNMENT		1993 Property Taxes Collected		STATE EQUALIZED TAX RATE 2.86	
Governing Body & Public Boards			9,606,903.05	Local District School Taxes	1.05 3,392,158.00
Municipal Clerk				Regional & Consolidated School Tax	
Financial Administration	75,620.00	1993 Payments in Lieu of Taxes		School Taxes in Municipal Budget	
Assessment of Taxes	29,900.00	Delinquent Tax & Lien Collections	845,331.98	County Taxes	.79 2,572,790.40
Collection of Taxes	54,230.00	Business Personalty Replacement Taxes	392,857.72	County Library Taxes	
Planning, Housing & Development	407,100.00	Taxes From Public Utilities	1,673,922.00	Local Municipal Purpose Taxes	1.02 3,306,122.73
Human Resources	161,244.67	Other Miscellaneous Tax Revenues		Veteran & Senior Citizen Taxes	191,850.00
Elections		State Aid Revenues	1,791,606.41	Total Taxes for Rate Computation	2.86 9,462,921.13
General Administration (other)	1,083,887.00	Federal Aid Revenues		Special District Taxes	
JUDICIARY		Sale of Acquired Property		Bank Corp. Taxes	
Municipal Courts	177,512.14	Other Miscellaneous Revenues	1,254,323.25	Added and Omitted Taxes	
PUBLIC SAFETY		Total	14,564,944.41	Total Taxes Levied - ABSTRACT	9,271,071.13
Fire Protection	1,143,277.81	Prior Years Surplus Appropriated	225,000.00	Total Taxes Billed	9,272,769.54
Police Protection	1,214,139.82	REVENUES TOTAL	14,789,944.41	1993 TAXES COLLECTED	8,606,903.05
Civil Defense & Disaster Control		Reserve For Uncollected Taxes	855,299.77	1993 Taxes Cancelled, Abated or Adjusted	85,660.47
Environmental Inspection & Control	113,300.00	CAPITAL OUTLAY TOTAL	329,988.73	Transfer to Tax Title Liens or Foreclosed	89,033.40
Other Public Safety				Balance Outstanding Dec. 31, 1993	491,172.62
PUBLIC WORKS				PRIOR YEARS TAXES OUTSTANDING	
Streets and Drainage	50,000.00	Public Enterprises	181,931.21	Balance January 1, 1993	806,706.62
Sewers and Sewage Processing		Recreation-Culture		Collected in 1993	749,765.82
Garbage and Trash Disposal		Public Works		Cancelled, Abated or Adjusted 1993	
Public Buildings and Grounds		Buildings and Grounds	148,057.52	Transfers to Tax Title Liens or Foreclosed	32,776.60
Other Public Works	1,599,965.00	Library and Education		Balance December 31, 1993	24,164.20
HEALTH and WELFARE		Conservation		TAX TITLE LIENS OUTSTANDING	
Health Services Except Environmental	8,101.00	All Other		Balance January 1, 1993	324,058.24
Welfare-Public Assistance	48,380.00	CAPITAL DEBT AUTHORIZED, DECEMBER 31, 1993		Transfer From Taxes	125,630.10
Hospital, Clinics, First Aid		ISSUED AND UNISSUED		Redeemed in 1993	95,566.16
Animal, Insect, & Rodent Control		School	20,072,000	Cancelled, Abated or Adjusted (1993)	
Other Welfare Services		Self-Liquidating	3,202,501	Transfer to Foreclosed Property	
RECREATION and CONSERVATION		Other	3,712,234	Balance December 31, 1993	354,122.18
Beaches and Boardwalks		Total	26,986,735	PROPERTY ACQUIRED BY DEED OR FORECLOSURE	
Parks, Playgrounds, Shade Trees		ISSUED AND OUTSTANDING		Balance January 1, 1993	1,436,600.00
Land Reclamation & Conservation	15,881.10	School	10,072,000.00	Transfers From Taxes or Liens	
Other Recreational Services	28,000.00	Self-Liquidating	2,211,501.00	Sale For Cash (1993)	
EDUCATION (excluding schools)		Other	2,257,499.00	Cancelled, Abated or Adjusted (1993)	321,100.00
Libraries	253,000.00	Total	14,541,000.00	Balance December 31, 1993	1,115,500.00
Other Educational Services		EQUALIZED VALUATION BASIS FOR NET DEBT COMPUTATION	317,256,478	CURRENT FINANCES DECEMBER 31, 1993	
STATUTORY EXPENDITURES		REAL PROPERTY VALUATIONS		ASSETS	
Pensions & F. I. C. A.	443,618.43	Code Class # of Parcels % VAL'N	ASSESSED VALUATION	Cash Dec. 31, 1993	2,313,405.69
Employee Fringe Benefits	782,490.00	1 Vacant Land 332 2.33	2,871,400.00	Taxes Receivable	515,336.82
Other Statutory Expenditures		2 Residential 3637 62.76	77,388,800.00	Tax Title Liens	354,122.18
CETA And Other Public Employment Programs		3 Farm		Foreclosed Property	1,115,500.00
MUNICIPAL FUNCTIONS TOTAL	7,689,646.97	4a Commercial 317 25.12	30,975,800.00	Emergencies & Other Deferred Charges	218,800.00
CAPITAL IMPROVEMENTS *MEMO*	75,000.00	4b Industrial 43 8.46	10,430,900.00	State and Federal Aid Receivable	
DEBT SERVICE		4c Apartments 13 1.34	1,643,100.00	Other Receivables	188,642.45
Principal Payments	128,223.14	Total 4342	123,315,000.00	Total	4,705,807.14
Interest Payments	143,242.46	Land Area 2.32 Sq. Miles		LIABILITIES, RESERVES, AND SURPLUS	
DEFERRED CHARGES	115,125.32	Net Valuation Taxable-Municipal	127,478,274	Cash Liabilities	1,663,235.28
SCHOOL, COUNTY, SPECIAL DISTRICT TAXES	5,964,948.40	Net Valuation Taxable-County	331,124,291	Reserves for Receivables	2,173,601.45
RESERVE FOR UNCOLLECTED TAXES	855,299.77	State Equalized Valuation	317,862,079	Surplus Dec. 31, 1993	868,970.41
EXPENDITURES TOTAL	14,896,486.06	State Equalization Ratio	39.31	Total	4,705,807.14

0415

Population 1990 53,797
 Population 1993 56,662
 S & P Rating
 Moody Rating AAA

General Tax Rate Per \$100. 2.52
 State Equalized Tax Rate 2.55

GLOUCESTER TOWNSHIP - CAMDEN CO.

Form of Government:

Mayor-Council Plan B (OMCL 50)

Number of Members on Governing Body - 7

PER CAPITA

Gross Debt 1,109.00
 Net Debt 612.75
 Debt Service 62.01
 Total Tax Levy 898.06
 Municipal Expenditures 383.35

PER CENT

Gross Debt 3.50
 Net Debt 1.93
 Tax Levy Collected 96.34
 Tax Levy Cancelled, Abated or Adjusted .27

EXPENDITURES		REVENUES-REALIZED		1993 PROPERTY TAX	
GENERAL GOVERNMENT				STATE EQUALIZED TAX RATE	
Governing Body & Public Boards	143,139.00	1993 Property Taxes Collected	45,866,761.00	Local District School Taxes	15,952,128.50
Municipal Clerk	127,226.00	1993 Payments in Lieu of Taxes	112,173.00	Regional & Consolidated School Tax	6,318,132.48
Financial Administration	270,182.00	Delinquent Tax & Lien Collections	2,073,249.00	School Taxes in Municipal Budget	
Assessment of Taxes	105,000.00	Business Personalty Replacement Taxes	156,115.00	County Taxes	14,705,583.03
Collection of Taxes	137,575.00	Taxes From Public Utilities	2,732,791.00	County Library Taxes	539,977.88
Planning, Housing & Development	166,999.00	Other Miscellaneous Tax Revenues		Local Municipal Purpose Taxes	10,540,755.00
Human Resources	332,036.00	State Aid Revenues	3,326,699.00	Veteran & Senior Citizen Taxes	406,550.00
Elections		Federal Aid Revenues	5,940.00	Total Taxes for Rate Computation	48,463,126.89
General Administration (other)	1,238,165.00			Special District Taxes	2,260,958.00
JUDICIARY				Bank Corp. Taxes	
Municipal Courts	315,502.00	Sale of Acquired Property		Added and Omitted Taxes	568,172.00
PUBLIC SAFETY		Other Miscellaneous Revenues	1,717,678.00	Total Taxes Levied - ABSTRACT	50,885,706.89
Fire Protection	2,994.00	Total	55,989,406.00	Total Taxes Billed	47,604,896.00
Police Protection	4,648,501.00	Prior Years Surplus Appropriated	1,550,000.00	1993 TAXES COLLECTED	45,866,761.00
Civil Defense & Disaster Control	6,640.00	REVENUES TOTAL	57,539,406.00	1993 Taxes Cancelled, Abated or Adjusted	130,430.00
Environmental Inspection & Control	49,642.00	Reserve For Uncollected Taxes	2,500,000.00	Transfer to Tax Title Liens or Foreclosed	182,805.00
Other Public Safety		CAPITAL OUTLAY TOTAL	19,181,790.00	Balance Outstanding Dec. 31, 1993	1,426,900.00
PUBLIC WORKS				PRIOR YEARS TAXES OUTSTANDING	
Streets and Drainage	480,700.00	Public Enterprises		Balance January 1, 1993	2,160,487.00
Sewers and Sewage Processing		Recreation-Culture	19,187.00	Collected in 1993	2,024,357.00
Garbage and Trash Disposal	3,540,250.00	Public Works	348,056.00	Cancelled, Abated or Adjusted 1993	89,242.00
Public Buildings and Grounds	193,107.00	Buildings and Grounds	18,814,547.00	Transfers to Tax Title Liens or Foreclosed	46,888.00
Other Public Works	1,262,856.00	Library and Education		Balance December 31, 1993	
HEALTH and WELFARE		Conservation		TAX TITLE LIENS OUTSTANDING	
Health Services Except Environmental	19,550.00	All Other		Balance January 1, 1993	606,358.00
Welfare-Public Assistance	25,418.00			Transfer From Taxes	245,940.00
Hospital, Clinics, First Aid		CAPITAL DEBT AUTHORIZED, DECEMBER 31, 1993		Redeemed In 1993	48,892.00
Animal, Insect, & Rodent Control		ISSUED AND UNISSUED		Cancelled, Abated or Adjusted (1993)	10,393.00
Other Welfare Services		School	28,118,335	Transfer to Foreclosed Property	
RECREATION and CONSERVATION		Self-Liquidating		Balance December 31, 1993	793,013.00
Beaches and Boardwalks		Other	34,719,832	PROPERTY ACQUIRED BY DEED OR	
Parks, Playgrounds, Shade Trees	41,800.00	Total	62,838,167	FORECLOSURE	
Land Reclamation & Conservation				Balance January 1, 1993	851,369.00
Other Recreational Services	185,072.00	ISSUED AND OUTSTANDING		Transfers From Taxes or Liens	
EDUCATION (excluding schools)		School	28,118,335.00	Sale For Cash (1993)	
Libraries		Self-Liquidating		Cancelled, Abated or Adjusted (1993)	13,227.00
Other Educational Services	85,435.00	Other	34,315,636.00	Balance December 31, 1993	838,142.00
STATUTORY EXPENDITURES		Total	62,433,971.00	CURRENT FINANCES DECEMBER 31, 1993	
Pensions & F. I. C. A.	1,024,246.00	EQUAUZED VALUATION BASIS		ASSETS	
Employee Fringe Benefits	990,818.00	FOR NET DEBT COMPUTATION	1,796,912,695	Cash Dec. 31, 1993	4,440,458.00
Other Statutory Expenditures	1,000.00	REAL PROPERTY VALUATIONS		Taxes Receivable	1,426,900.00
CETA And Other Public Employment Programs		Code Class # of Parcels % VAL'N		Tax Title Liens	793,013.00
MUNICIPAL FUNCTIONS		1 Vacant Land 2584 3.25	61,406,200.00	Foreclosed Property	838,142.00
CAPITAL IMPROVEMENTS	200,000.00	2 Residential 16024 84.09	1,590,778,700.00	Emergencies & Other Deferred Charges	653,205.00
DEBT SERVICE		3 Farm 123 .28	5,270,500.00	State and Federal Aid Receivable	549,563.00
Principal Payments	1,552,567.00	4a Commercial 422 6.98	131,990,400.00	Other Receivables	153,642.00
Interest Payments	1,961,087.00	4b Industrial 32 1.36	25,798,800.00	Total	8,854,923.00
		4c Apartments 25 4.05	76,605,600.00	LIABILITIES, RESERVES, AND SURPLUS	
DEFERRED CHARGES	313,641.00	Total 19210	1,891,850,200.00	Cash Liabilities	3,179,076.00
SCHOOL, COUNTY, SPECIAL DISTRICT TAXES	39,776,779.89	Land Area 23.14 Sq. Miles		Reserves for Receivables	3,211,697.00
RESERVE FOR UNCOLLECTED TAXES	2,500,000.00	Net Valuation Taxable-Municipal	1,908,343,700	Surplus Dec. 31, 1993	2,464,150.00
EXPENDITURES TOTAL	61,497,930.89	Net Valuation Taxable-County	1,861,257,963	Total	8,854,923.00
		State Equalized Valuation	1,884,618,512		
		State Equalization Ratio	101.27		

1908

Population 1990 2,709
 Population 1993 2,920
 S & P Rating
 Moody Rating A1

General Tax Rate Per \$100. 2.27
 State Equalized Tax Rate 2.41

GREEN TOWNSHIP - SUSSEX COUNTY
 Form of Government:
Township Committee
 Number of Members on Governing Body - 3

PER CAPITA:

Gross Debt 951.38
 Net Debt 301.20
 Debt Service 24.72
 Total Tax Levy 1,565.00
 Municipal Expenditures 541.92

PER CENT:

Gross Debt 1.48
 Net Debt .47
 Tax Levy Collected 93.72
 Tax Levy Cancelled, Abated or Adjusted

EXPENDITURES		REVENUES-REALIZED		1993 PROPERTY TAX	
GENERAL GOVERNMENT		1993 Property Taxes Collected		STATE EQUALIZED TAX RATE	
Governing Body & Public Boards			4,290,657.02	Local District School Taxes	1.48
Municipal Clerk				Regional & Consolidated School Tax	
Financial Administration	38,300.00	1993 Payments in Lieu of Taxes		School Taxes in Municipal Budget	
Assessment of Taxes	78,882.00	Delinquent Tax & Lien Collections	335,500.70	County Taxes	.44 *
Collection of Taxes	19,400.00	Business Personalty Replacement Taxes	25,218.36	County Library Taxes	.03
Planning, Housing & Development	30,864.00	Taxes From Public Utilities	134,279.00	Local Municipal Purpose Taxes	.44
Human Resources		Other Miscellaneous Tax Revenues		Veteran & Senior Citizen Taxes	
Elections		State Aid Revenues	226,139.78	Total Taxes for Rate Computation	2.39
General Administration (other)	186,779.00	Federal Aid Revenues		Special District Taxes	
JUDICIARY				Bank Corp. Taxes	
Municipal Courts	24,875.00	Sale of Acquired Property	162,174.39	Added and Omitted Taxes	44,744.66
PUBLIC SAFETY		Other Miscellaneous Revenues	5,173,969.25	Total Taxes Levied - ABSTRACT	4,569,804.59
Fire Protection	30,598.00			Total Taxes Billed	4,578,244.48
Police Protection	32,000.00	Prior Years Surplus Appropriated		1993 TAXES COLLECTED	4,290,657.02
Civil Defense & Disaster Control	1,331.00	REVENUES TOTAL	5,173,969.25	1993 Taxes Cancelled, Abated or Adjusted	
Environmental Inspection & Control	31,101.00	Reserve For Uncollected Taxes	421,216.00	Transfer to Tax Title Liens or Foreclosed	
Other Public Safety		CAPITAL OUTLAY TOTAL	188,119.13	Balance Outstanding Dec. 31, 1993	287,587.46
PUBLIC WORKS				PRIOR YEARS TAXES OUTSTANDING	
Streets and Drainage	185,686.00	Public Enterprises		Balance January 1, 1993	357,453.55
Sewers and Sewage Processing		Recreation-Culture	8,270.17	Collected in 1993	335,500.70
Garbage and Trash Disposal	233,524.00	Public Works	117,187.46	Cancelled, Abated or Adjusted 1993	
Public Buildings and Grounds	33,700.00	Buildings and Grounds	62,661.50	Transfers to Tax Title Liens or Foreclosed	
Other Public Works		Library and Education		Balance December 31, 1993	21,952.85
HEALTH and WELFARE		Conservation		TAX TITLE LIENS OUTSTANDING	
Health Services Except Environmental	100.00	All Other		Balance January 1, 1993	20,738.10
Welfare-Public Assistance	900.00			Transfer From Taxes	
Hospital, Clinics, First Aid		CAPITAL DEBT AUTHORIZED, DECEMBER 31, 1993		Redeemed In 1993	
Animal, Insect, & Rodent Control	4,000.00	ISSUED AND UNISSUED		Cancelled, Abated or Adjusted (1993)	
Other Welfare Services		School	1,900,000	Transfer to Foreclosed Property	
RECREATION and CONSERVATION		Self-Liquidating	879,500	Balance December 31, 1993	20,738.10
Beaches and Boardwalks		Other	879,500	PROPERTY ACQUIRED BY DEED OR FORECLOSURE	
Parks, Playgrounds, Shade Trees	2,000.00	Total	2,779,500	Balance January 1, 1993	582,691.36
Land Reclamation & Conservation	2,680.00	ISSUED AND OUTSTANDING		Transfers From Taxes or Liens	
Other Recreational Services	19,000.00	School	1,900,000.00	Sale For Cash (1993)	
EDUCATION (excluding schools)		Self-Liquidating	494,500.00	Cancelled, Abated or Adjusted (1993)	
Libraries		Other	2,394,500.00	Balance December 31, 1993	582,691.36
Other Educational Services		Total		CURRENT FINANCES DECEMBER 31, 1993	
STATUTORY EXPENDITURES		EQUALIZED VALUATION BASIS FOR NET DEBT COMPUTATION	187,632,328	ASSETS	
Pensions & F. I. C. A.	37,978.00	REAL PROPERTY VALUATIONS		Cash Dec. 31, 1993	683,653.23
Employee Fringe Benefits	77,321.00	Code Class # of Parcels % VAL'N	ASSESSED VALUATION	Taxes Receivable	309,540.31
Other Statutory Expenditures	4,000.00	1 Vacant Land 253 6.60	13,106,325.00	Tax Title Liens	20,738.10
CETA and Other Public Employment Programs		2 Residential 798 76.15	151,268,360.00	Foreclosed Property	582,691.36
MUNICIPAL FUNCTIONS TOTAL	1,075,019.00	3 Farm 318 12.78	25,371,000.00	Emergencies & Other Deferred Charges	85,011.00
CAPITAL IMPROVEMENTS *MEMO*	60,000.00	4a Commercial 21 3.97	7,893,900.00	State and Federal Aid Receivable	440.71
DEBT SERVICE		4b Industrial 3 .51	1,017,900.00	Other Receivables	59,616.27
Principal Payments	53,500.00	4c Apartments		Total	1,741,690.98
Interest Payments	18,675.00	Total 1393	199,657,465.00	LIABILITIES, RESERVES, AND SURPLUS	
DEFERRED CHARGES	14,000.00	Land Area 15.80 Sq. Miles		Cash Liabilities	386,374.55
SCHOOL, COUNTY, SPECIAL DISTRICT TAXES	3,637,725.93	Net Valuation Taxable-Municipal	199,713,648	Reserves for Receivables	972,586.04
RESERVE FOR UNCOLLECTED TAXES	421,216.00	Net Valuation Taxable-County	194,298,290	Surplus Dec. 31, 1993	382,230.39
EXPENDITURES TOTAL	5,270,135.93	State Equalized Valuation	188,433,532	Total	1,741,690.98
		State Equalization Ratio	106.02		

1809

Population 1990 4,460
 Population 1993 4,560
 S & P Rating
 Moody Rating

General Tax Rate Per \$100. 1.87
 State Equalized Tax Rate 1.78

GREEN BROOK TWP. - SOMERSET COUNTY

Form of Government:
 Township Committee

Number of Members on Governing Body - 5

PER CAPITA.

Gross Debt 962.59
 Net Debt 900.90
 Debt Service 70.23
 Total Tax Levy 1,903.89
 Municipal Expenditures 654.73

PER CENT.

Gross Debt .89
 Net Debt .84
 Tax Levy Collected 95.53
 Tax Levy Cancelled, Abated or Adjusted .35

EXPENDITURES		REVENUES-REALIZED		1993 PROPERTY TAX	
GENERAL GOVERNMENT				STATE EQUALIZED TAX RATE	
Governing Body & Public Boards				Local District School Taxes	1.05 5,130,547.50
Municipal Clerk				Regional & Consolidated School Tax	
Financial Administration	48,005.18	1993 Property Taxes Collected	8,307,297.49	School Taxes in Municipal Budget	
Assessment of Taxes	26,095.30	1993 Payments in Lieu of Taxes		County Taxes	.43 * 2,100,114.65
Collection of Taxes	36,338.43	Delinquent Tax & Lien Collections	251,437.35	County Library Taxes	.03 163,475.25
Planning, Housing & Development	53,004.31	Business Personalty Replacement Taxes	75,136.24	Local Municipal Purpose Taxes	.26 1,252,166.17
Human Resources	45,482.00	Taxes From Public Utilities	627,344.00	Veteran & Senior Citizen Taxes	40,100.00
Elections	1,307.50	Other Miscellaneous Tax Revenues		Total Taxes for Rate Computation	1.77 8,686,403.57
General Administration (other)	337,774.86	State Aid Revenues	173,698.28	Special District Taxes	
JUDICIARY		Federal Aid Revenues		Bank Corp. Taxes	
Municipal Courts	76,438.68			Added and Omitted Taxes	35,448.52
PUBLIC SAFETY		Sale of Acquired Property		Total Taxes Levied - ABSTRACT	8,681,752.09
Fire Protection	137,924.91	Other Miscellaneous Revenues	564,336.47	Total Taxes Billed	8,691,621.93
Police Protection	782,287.46			1993 TAXES COLLECTED	8,307,297.49
Civil Defense & Disaster Control				1993 Taxes Cancelled, Abated or Adjusted	30,708.26
Environmental Inspection & Control	85,619.40	Prior Years Surplus Appropriated	301,553.42	Transfer to Tax Title Liens or Foreclosed	2,270.18
Other Public Safety		REVENUES TOTAL	10,300,803.25	Balance Outstanding Dec. 31, 1993	351,370.80
PUBLIC WORKS		Reserve For Uncollected Taxes	346,777.43	PRIOR YEARS TAXES OUTSTANDING	
Streets and Drainage	174,329.02	CAPITAL OUTLAY TOTAL	176,306.05	Balance January 1, 1993	279,634.93
Sewers and Sewage Processing		Public Enterprises	26,627.77	Collected in 1993	240,448.02
Garbage and Trash Disposal		Recreation-Culture		Cancelled, Abated or Adjusted 1993	13,999.49
Public Buildings and Grounds	50,334.15	Public Works	21,792.69	Transfers to Tax Title Liens or Foreclosed	
Other Public Works		Buildings and Grounds	127,885.59	Balance December 31, 1993	25,187.42
HEALTH and WELFARE		Library and Education		TAX TITLE LIENS OUTSTANDING	
Health Services Except Environmental	86,465.52	Conservation		Balance January 1, 1993	43,333.61
Welfare-Public Assistance	4,691.24	All Other		Transfer From Taxes	2,270.18
Hospital, Clinics, First Aid				Redeemed In 1993	10,989.33
Animal, Insect, & Rodent Control	1,400.00			Cancelled, Abated or Adjusted (1993)	
Other Welfare Services				Transfer to Foreclosed Property	
RECREATION and CONSERVATION				Balance December 31, 1993	34,614.46
Beaches and Boardwalks				PROPERTY ACQUIRED BY DEED OR	
Parks, Playgrounds, Shade Trees				FORECLOSURE	
Land Reclamation & Conservation	1,190.51			Balance January 1, 1993	67,950.00
Other Recreational Services	14,700.00			Transfers From Taxes or Liens	
EDUCATION (excluding schools)				Sale For Cash (1993)	
Libraries				Cancelled, Abated or Adjusted (1993)	
Other Educational Services				Balance December 31, 1993	67,950.00
STATUTORY EXPENDITURES				CURRENT FINANCES DECEMBER 31, 1993	
Pensions & F. I. C. A.	82,991.66			ASSETS	
Employee Fringe Benefits	168,132.95			Cash Dec. 31, 1993	1,134,089.82
Other Statutory Expenditures				Taxes Receivable	376,558.22
CETA And Other Public Employment Programs				Tax Title Liens	34,614.46
MUNICIPAL FUNCTIONS				Foreclosed Property	67,950.00
CAPITAL IMPROVEMENTS	2,214,513.08			Emergencies & Other Deferred Charges	18,000.00
DEBT SERVICE				State and Federal Aid Receivable	
Principal Payments	285,563.75			Other Receivables	53,584.09
Interest Payments	34,681.00			Total	1,684,796.59
DEFERRED CHARGES	104,049.66			LIABILITIES, RESERVES, AND SURPLUS	
SCHOOL, COUNTY, SPECIAL DISTRICT TAXES	7,394,137.40			Cash Liabilities	636,794.91
RESERVE FOR UNCOLLECTED TAXES	346,777.43			Reserves for Receivables	532,706.77
EXPENDITURES TOTAL	10,379,722.32			Surplus Dec. 31, 1993	715,294.91
				Total	1,684,796.59

0606

Population 1990 911
Population 1993 372
S & P Rating
Maady Rating

911
372

General Tax Rate Per \$100. 2.61
State Equalized Tax Rate 2.52

GREENWICH TWP. - CUMBERLAND CO.

Form of Government:
Township Committee
Number of Members on Governing Body - 3

PER CAPITA:
Gross Debt 543.09
Net Debt 287.04
Debt Service 156.74
Total Tax Levy 1,055.00
Municipal Expenditures 622.86

PER CENT:
Gross Debt 1.35
Net Debt .71
Tax Levy Collected 86.31
Tax Levy Cancelled, Abated or Adjusted .13

EXPENDITURES		REVENUES-REALIZED		1993 PROPERTY TAX	
GENERAL GOVERNMENT		1993 Property Taxes Collected 796,667.13		STATE EQUALIZED TAX RATE →	
Governing Body & Public Boards		1993 Payments in Lieu of Taxes		Local District School Taxes 1.06	384,711.00
Municipal Clerk	9,337.00	Delinquent Tax & Lien Collections	170,256.82	Regional & Consolidated School Tax .40	143,235.99
Financial Administration	6,585.00	Business Personalty Replacement Taxes	19,909.92	School Taxes in Municipal Budget	
Assessment of Taxes	10,629.00	Taxes From Public Utilities	52,859.00	County Taxes 1.02 *	370,560.40
Collection of Taxes	5,095.00	Other Miscellaneous Tax Revenues		County Library Taxes	
Planning, Housing & Development	4,126.00	State Aid Revenues	44,789.90	Local Municipal Purpose Taxes .03	12,021.00
Human Resources	1,300.00	Federal Aid Revenues		Veteran & Senior Citizen Taxes	11,550.00
Elections	38,799.00			Total Taxes for Rate Computation 2.51	922,078.39
General Administration (other)				Special District Taxes	
JUDICIARY				Bank Corp. Taxes	
Municipal Courts	5,950.00			Added and Omitted Taxes	9,430.14
PUBLIC SAFETY		Sale of Acquired Property	187,461.28	Total Taxes Levied - ABSTRACT	919,958.53
Fire Protection	13,058.20	Other Miscellaneous Revenues	1,271,944.05	Total Taxes Billed	923,066.96
Police Protection	100.00		181,500.00	1993 TAXES COLLECTED	796,667.13
Civil Defense & Disaster Central	4,780.00	Prior Years Surplus Appropriated	1,453,444.05	1993 Taxes Cancelled, Abated or Adjusted	1,159.27
Environmental Inspection & Central	12,106.00	REVENUES TOTAL	182,677.00	Transfer to Tax Title Liens or Foreclosed	12,037.32
Other Public Safety		Reserve For Uncollected Taxes	68,886.49	Balance Outstanding Dec. 31, 1993	113,203.24
PUBLIC WORKS		CAPITAL OUTLAY TOTAL		PRIOR YEARS TAXES OUTSTANDING	
Streets and Drainage	15,900.00			Balance January 1, 1993	198,557.86
Sewers and Sewage Processing	65,000.60	Public Enterprises		Collected in 1993	156,051.43
Garbage and Trash Disposal	9,700.00	Recreation-Culture	68,886.49	Cancelled, Abated or Adjusted 1993	537.16
Public Buildings and Grounds		Public Works		Transfers to Tax Title Liens or Foreclosed	10,603.84
Other Public Works		Buildings and Grounds		Balance December 31, 1993	31,365.43
HEALTH and WELFARE		Library and Education		TAX TITLE LIENS OUTSTANDING	
Health Services Except Environmental	350.00	Conservation		Balance January 1, 1993	59,559.84
Welfare-Public Assistance	1,451.00	All Other		Transfer From Taxes	23,723.75
Hospital, Clinics, First Aid				Redeemed In 1993	14,205.39
Animal, Insect, & Rodent Central	1,925.00			Cancelled, Abated or Adjusted (1993)	
Other Welfare Services				Transfer to Foreclosed Property	
RECREATION and CONSERVATION				Balance December 31, 1993	69,078.20
Beaches and Boardwalks	1,500.00			PROPERTY ACQUIRED BY DEED OR	
Parks, Playgrounds, Shade Trees	3,500.00			FORECLOSURE	
Land Reclamation & Conservation	4,285.20			Balance January 1, 1993	200.00
Other Recreational Services				Transfers From Taxes or Liens	
EDUCATION (excluding schools)				Sale For Cash (1993)	
Libraries				Cancelled, Abated or Adjusted (1993)	
Other Educational Services				Balance December 31, 1993	200.00
STATUTORY EXPENDITURES				CURRENT FINANCES DECEMBER 31, 1993	
Pensions & F. I. C. A.	4,300.00			ASSETS	
Employee Fringe Benefits				Cash Dec. 31, 1993	433,539.77
Other Statutory Expenditures				Taxes Receivable	144,568.67
CETA and Other Public Employment Programs	220,777.00			Tax Title Liens	69,078.20
MUNICIPAL FUNCTIONS TOTAL	5,500.00			Foreclosed Property	200.00
CAPITAL IMPROVEMENTS *ME 40*				Emergencies & Other Deferred Charges	
DEBT SERVICE				State and Federal Aid Receivable	
Principal Payments	129,000.00			Other Receivables	496.00
Interest Payments	8,673.00			Total	647,882.64
DEFERRED CHARGES	3,000.00			LIABILITIES, RESERVES, AND SURPLUS	
SCHOOL, COUNTY, SPECIAL DISTRICT TAXES	898,507.39			Cash Liabilities	111,326.54
RESERVE FOR UNCOLLECTED TAXES	182,677.00			Reserves for Receivables	214,342.87
EXPENDITURES TOTAL	1,441,639.39			Surplus Dec. 31, 1993	322,213.23
				Total	647,882.64

0807

Population 1990 5,102
 Population 1993 5,013
 S & P Rating
 Moody Rating

General Tax Rate Per \$100. 1.94
 State Equalized Tax Rate 1.95

GREENWICH TWP. - GLOUCESTER COUNTY

Form of Government:

Small Municipality Plan C (OMCL 50)

Number of Members on Governing Body - 5

PER CAPITA:

Gross Debt 1,605.82
 Net Debt 1,085.18
 Debt Service 97.26
 Total Tax Levy 2,619.62
 Municipal Expenditures 1,168.71

PER CENT.

Gross Debt 1.31
 Net Debt .89
 Tax Levy Collected 98.74
 Tax Levy Cancelled, Abated or Adjusted .08

EXPENDITURES		REVENUES-REALIZED		1993 PROPERTY TAX	
GENERAL GOVERNMENT				STATE EQUALIZED TAX RATE	
Governing Body & Public Boards	40,987.00	1993 Property Taxes Collected	13,020,575.16	Local District School Taxes	5,257,701.00
Municipal Clerk	79,725.00	1993 Payments in Lieu of Taxes		Regional & Consolidated School Tax	
Financial Administration	91,020.10	Delinquent Tax & Lien Collections	117,521.45	School Taxes in Municipal Budget	
Assessment of Taxes	349,000.00	Business Personalty Replacement Taxes	393,108.28	County Taxes	4,099,266.36
Collection of Taxes	61,476.00	Taxes From Public Utilities	463,980.89	County Library Taxes	192,100.70
Planning, Housing & Development	55,449.00	Other Miscellaneous Tax Revenues		Local Municipal Purpose Taxes	3,575,143.00
Human Resources	66,791.25	State Aid Revenues	299,632.70	Veteran & Senior Citizen Taxes	84,700.00
Elections	3,600.00	Federal Aid Revenues		Total Taxes for Rate Computation	13,208,911.06
General Administration (other)	1,030,925.00			Special District Taxes	
JUDICIARY				Bank Corp. Taxes	
Municipal Courts	48,500.00	Sale of Acquired Property	736,379.02	Added and Omitted Taxes	7,940.27
PUBLIC SAFETY		Other Miscellaneous Revenues	15,031,197.50	Total Taxes Levied - ABSTRACT	13,132,151.33
Fire Protection	173,149.00	Prior Years Surplus Appropriated	589,071.00	Total Taxes Billed	13,186,199.48
Police Protection	991,500.00	REVENUES TOTAL	15,620,268.50	1993 TAXES COLLECTED	13,020,575.16
Civil Defense & Disaster Control	5,400.00	Reserve For Uncollected Taxes	330,740.00	1993 Taxes Cancelled, Abated or Adjusted	9,969.90
Environmental Inspection & Control	83,727.00	CAPITAL OUTLAY TOTAL	873,444.36	Transfer to Tax Title Liens or Foreclosed	6,993.22
Other Public Safety				Balance Outstanding Dec. 31, 1993	148,661.20
PUBLIC WORKS				PRIOR YEARS TAXES OUTSTANDING	
Streets and Drainage	369,950.00	Public Enterprises	611,781.93	Balance January 1, 1993	144,154.55
Sewers and Sewage Processing	511,553.00	Recreation-Culture		Collected in 1993	109,175.26
Garbage and Trash Disposal	416,500.00	Public Works	177,606.87	Cancelled, Abated or Adjusted 1993	350.87
Public Buildings and Grounds	62,600.00	Buildings and Grounds	84,055.56	Transfers to Tax Title Liens or Foreclosed	50.03
Other Public Works	60,500.00	Library and Education		Balance December 31, 1993	34,578.39
HEALTH AND WELFARE		Conservation		TAX TITLE LIENS OUTSTANDING	
Health Services Except Environmental	18,375.00	All Other		Balance January 1, 1993	39,881.54
Welfare-Public Assistance				Transfer From Taxes	7,062.21
Hospital, Clinics, First Aid	1,700.00			Redeemed In 1993	8,346.19
Animal, Insect, & Rodent Control	10,215.00			Cancelled, Abated or Adjusted (1993)	
Other Welfare Services				Transfer to Foreclosed Property	
RECREATION AND CONSERVATION				Balance December 31, 1993	38,597.56
Beaches and Boardwalks	14,400.00			PROPERTY ACQUIRED BY DEED OR	
Parks, Playgrounds, Shade Trees	4,615.00			FORECLOSURE	
Land Reclamation & Conservation	66,465.00			Balance January 1, 1993	10,070.00
Other Recreational Services				Transfers From Taxes or Liens	
EDUCATION (excluding schools)				Sale For Cash (1993)	
Libraries	66,585.00			Cancelled, Abated or Adjusted (1993)	
Other Educational Services				Balance December 31, 1993	10,070.00
STATUTORY EXPENDITURES				CURRENT FINANCES DECEMBER 31, 1993	
Pensions & F. I. C. A.	224,471.25			ASSETS	
Employee Fringe Benefits	2,500.00			Cash Dec. 31, 1993	2,899,902.72
Other Statutory Expenditures				Taxes Receivable	183,239.59
CETA And Other Public Employment Programs	4,911,678.60			Tax Title Liens	38,597.56
MUNICIPAL FUNCTIONS TOTAL	195,000.00			Foreclosed Property	10,070.00
CAPITAL IMPROVEMENTS				Emergencies & Other Deferred Charges	291,300.00
DEBT SERVICE				State and Federal Aid Receivable	
Principal Payments	210,000.00			Other Receivables	73,282.46
Interest Payments	277,557.50			Total	3,496,392.33
DEFERRED CHARGES	128,774.40			LIABILITIES, RESERVES, AND SURPLUS	
SCHOOL, COUNTY, SPECIAL DISTRICT TAXES	9,549,068.06			Cash Liabilities	1,633,936.47
RESERVE FOR UNCOLLECTED TAXES	330,740.00			Reserves for Receivables	305,189.61
EXPENDITURES TOTAL	15,407,818.56			Surplus Dec. 31, 1993	1,557,266.25
				Total	3,496,392.33

2107

Population 1990 1,899
 Population 1993 2,360
 S & P Rating
 Moody Rating

General Tax Rate Per \$100.
 1.92
 State Equalized Tax Rate
 1.95

GREENWICH TOWNSHIP - WARREN CO.

Form of Government:
 Township Committee

Number of Members on Governing Body - 3

PER CAPITA:

Gross Debt 2,032.63
 Net Debt 384.09
 Debt Service
 Total Tax Levy 1,168.95
 Municipal Expenditures 668.39

PER CENT:

Gross Debt 3.70
 Net Debt .70
 Tax Levy Collected 95.25
 Tax Levy Cancelled, Abated
 or Adjusted 3.41

EXPENDITURES		REVENUES-REALIZED		1993 PROPERTY TAX	
GENERAL GOVERNMENT		1993 Property Taxes Collected		STATE EQUALIZED TAX RATE 1.16	
Governing Body & Public Boards		2,639,355.65		Local District School Taxes	
Municipal Clerk				1.16	
Financial Administration	27,300.00	1993 Payments in Lieu of Taxes		Regional & Consolidated School Tax	
Assessment of Taxes	24,492.17	Delinquent Tax & Lien Collections		School Taxes in Municipal Budget	
Collection of Taxes	17,245.63	Business Personalty Replacement Taxes		County Taxes	
Planning, Housing & Development	25,150.00	Taxes From Public Utilities		County Library Taxes	
Human Resources	53,272.00	Other Miscellaneous Tax Revenues		Local Municipal Purpose Taxes	
Elections		State Aid Revenues		Veteran & Senior Citizen Taxes	
General Administration (other)	190,600.00	Federal Aid Revenues		Total Taxes for Rate Computation	
JUDICIARY		Sale of Acquired Property		Special District Taxes	
Municipal Courts	46,095.50	Other Miscellaneous Revenues		Bank Corp. Taxes	
PUBLIC SAFETY		Total		Added and Omitted Taxes	
Fire Protection	114,062.00	Prior Years Surplus Appropriated		Total Taxes Levied - ABSTRACT	
Police Protection	104,434.12	REVENUES		Total Taxes Billed	
Civil Defense & Disaster Control	1,700.00	Reserve for Uncollected Taxes		1993 TAXES COLLECTED	
Environmental Inspection & Control		TOTAL		1993 Taxes Cancelled, Abated or Adjusted	
Other Public Safety		CAPITAL OUTLAY		Transfer to Tax Title Liens or Foreclosed	
PUBLIC WORKS		TOTAL		Balance Outstanding Dec. 31, 1993	
Streets and Drainage	99,100.00	Public Enterprises		PRIOR YEARS TAXES OUTSTANDING	
Sewers and Sewage Processing	512,025.00	Recreation-Culture		Balance January 1, 1993	
Garbage and Trash Disposal	6,000.00	Public Works		Collected in 1993	
Public Buildings and Grounds	37,750.00	Buildings and Grounds		Cancelled, Abated or Adjusted 1993	
Other Public Works	10,000.00	Library and Education		Transfers to Tax Title Liens or Foreclosed	
HEALTH and WELFARE		Conservation		Balance December 31, 1993	
Health Services Except Environmental	515.00	All Other		TAX TITLE LIENS OUTSTANDING	
Welfare-Public Assistance	1,955.00	CAPITAL DEBT AUTHORIZED, DECEMBER 31, 1993		Balance January 1, 1993	
Hospital, Clinics, First Aid		ISSUED AND UNISSUED		Transfer From Taxes	
Animal, Insect, & Rodent Control	2,822.00	GROSS DEBT		Redeemed In 1993	
Other Welfare Services		NET DEBT		Cancelled, Abated or Adjusted (1993)	
RECREATION and CONSERVATION		Total		Transfer to Foreclosed Property	
Beaches and Boardwalks	7,500.00	ISSUED AND OUTSTANDING		Balance December 31, 1993	
Parks, Playgrounds, Shade Trees	600.00	School		PROPERTY ACQUIRED BY DEED OR	
Land Reclamation & Conservation	6,500.00	Self-Liquidating		FORECLOSURE	
Other Recreational Services		Other		Balance January 1, 1993	
EDUCATION (excluding schools)		Total		Transfers From Taxes or Liens	
Libraries	500.00	EQUALIZED VALUATION BASIS		Sale For Cash (1993)	
Other Educational Services		FOR NET DEBT COMPUTATION		Cancelled, Abated or Adjusted (1993)	
STATUTORY EXPENDITURES		REAL PROPERTY VALUATIONS		Balance December 31, 1993	
Pensions & F. I. C. A.	36,000.00	Code Class # of Parcels % VAL'N		CURRENT FINANCES DECEMBER 31, 1993	
Employee Fringe Benefits	42,211.70	ASSESSED VALUATION		ASSETS	
Other Statutory Expenditures	3,000.00	1 Vacant Land 251 8.25		Cash Dec. 31, 1993	
CETA And Other Public Employment Programs		2 Residential 633 69.26		Taxes Receivable	
MUNICIPAL FUNCTIONS		3 Farm 173 7.61		Tax Title Liens	
CAPITAL IMPROVEMENTS		4a Commercial 36 13.69		Foreclosed Property	
DEBT SERVICE		4b Industrial 4 1.19		Emergencies & Other Deferred Charges	
Principal Payments		4c Apartments		State and Federal Aid Receivable	
Interest Payments		Total 1097		Other Receivables	
DEFERRED CHARGES		Land Area 10.42 Sq. Miles		Total	
SCHOOL, COUNTY, SPECIAL DISTRICT TAXES	2,532,139.42	Net Valuation Taxable-Municipal		LIABILITIES, RESERVES, AND SURPLUS	
RESERVE FOR UNCOLLECTED TAXES	206,560.00	Net Valuation Taxable-County		Cash Liabilities	
EXPENDITURES	4,109,579.54	State Equalized Valuation		Reserves for Receivables	
TOTAL		State Equalization Ratio		Surplus Dec. 31, 1993	
				Total	

General Tax Rate Per \$100.	4.86
State Equalized Tax Rate	2.84

Number of Members on Governing Body - 6

Grass Debt	943.78
Net Debt	923.94
Debt Service	95.11
Total Tax Levy	1,415.34
Municipal Expenditures	838.42

Gross Debt	1.89
Net Debt	1.84
Tax Levy Collected	90.69
Tax Levy Cancelled, Abated or Adjusted	-15

1987 : 3000

Population 1990	37,049
Population 1993	37,524
S & P Rating	AA-
Moody Rating	AA

General Tax Rate Per \$100.	2.87
State Equalized Tax Rate	2.53

Number of Members on Governing Body - 5

Gross Debt	936.47
Net Debt	520.52
Debt Service	60.98
Total Tax Levy	1,647.33
Municipal Expenditures	1,114.49

Gross Debt	1.15
Net Debt	.74
Tax Levy Collected	96.18
Tax Levy Cancelled, Abated or Adjusted	.61

1287 3680

2108

Population 1990 8,120
 Population 1993 8,236
 S & P Rating
 Moody Rating A

General Tax Rate Per \$100. 2.59
 State Equalized Tax Rate 2.23

HACKETTSTOWN TOWN - WARREN CO.

Form of Government:

Special Charter (P.L. 1970 c. 206)

Number of Members on Governing Body - 6

PER CAPITA:

Gross Debt 104.03
 Net Debt 104.03
 Debt Service 19.26
 Total Tax Levy 1,250.41
 Municipal Expenditures 531.17

PER CENT.

Gross Debt .19
 Net Debt .19
 Tax Levy Collected 96.73
 Tax Levy Cancelled, Abated or Adjusted .11

EXPENDITURES		REVENUES-REALIZED		1993 PROPERTY TAX	
GENERAL GOVERNMENT		1993 Property Taxes Collected		STATE EQUALIZED TAX RATE 1.30	
Governing Body & Public Boards		1993 Payments in Lieu of Taxes	9,996,978.51	Local District School Taxes	6,006,856.00
Municipal Clerk		Delinquent Tax & Lien Collections	406,346.12	Regional & Consolidated School Tax	
Financial Administration	78,150.00	Business Personalty Replacement Taxes	211,688.88	School Taxes in Municipal Budget	
Assessment of Taxes	37,875.00	Taxes From Public Utilities	456,629.00	County Taxes	2,931,659.10
Collection of Taxes	42,530.00	Other Miscellaneous Tax Revenues		County Library Taxes	
Planning, Housing & Development	28,150.00	State Aid Revenues	417,739.46	Local Municipal Purpose Taxes	1,322,768.94
Human Resources	89,813.30	Federal Aid Revenues		Veteran & Senior Citizen Taxes	50,200.00
Elections				Total Taxes for Rate Computation	10,311,484.04
General Administration (other)	474,980.00			Special District Taxes	
JUDICIARY				Bank Corp. Taxes	
Municipal Courts	61,200.00			Added and Omitted Taxes	37,099.92
PUBLIC SAFETY				Total Taxes Levied - ABSTRACT	10,298,383.96
Fire Protection	85,974.20	Sale of Acquired Property	598,564.91	Total Taxes Billed	10,334,944.78
Police Protection	1,061,158.22	Other Miscellaneous Revenues	12,087,946.88	1993 TAXES COLLECTED	9,996,978.51
Civil Defense & Disaster Control	250.00	Prior Years Surplus Appropriated	1,226,000.00	1993 Taxes Cancelled, Abated or Adjusted	11,411.57
Environmental Inspection & Control	57,600.00	REVENUES TOTAL	13,313,946.88	Transfer to Tax Title Liens or Foreclosed	
Other Public Safety		Reserve For Uncollected Taxes	590,481.87	Balance Outstanding Dec. 31, 1993	326,489.95
PUBLIC WORKS		CAPITAL OUTLAY TOTAL	104,497.91	PRIOR YEARS TAXES OUTSTANDING	
Streets and Drainage	78,800.00			Balance January 1, 1993	428,462.27
Sewers and Sewage Processing				Collected in 1993	403,332.01
Garbage and Trash Disposal	29,000.00			Cancelled, Abated or Adjusted 1993	4,428.22
Public Buildings and Grounds				Transfers to Tax Title Liens or Foreclosed	2,751.00
Other Public Works	514,700.00			Balance December 31, 1993	17,951.04
HEALTH and WELFARE				TAX TITLE LIENS OUTSTANDING	
Health Services Except Environmental	5,125.00			Balance January 1, 1993	504.35
Welfare-Public Assistance	5,975.00			Transfer From Taxes	3,078.86
Hospital, Clinics, First Aid				Redeemed in 1993	3,014.11
Animal, Insect, & Rodent Control				Cancelled, Abated or Adjusted (1993)	
Other Welfare Services				Transfer to Foreclosed Property	
RECREATION and CONSERVATION				Balance December 31, 1993	569.10
Beaches and Boardwalks				PROPERTY ACQUIRED BY DEED OR	
Parks, Playgrounds, Shade Trees	23,200.00			FORECLOSURE	
Land Reclamation & Conservation	380.00			Balance January 1, 1993	10,800.00
Other Recreational Services	164,250.00			Transfers From Taxes or Liens	
EDUCATION (excluding schools)				Sale For Cash (1993)	
Libraries	211,500.00			Cancelled, Abated or Adjusted (1993)	
Other Educational Services	575.00			Balance December 31, 1993	10,800.00
STATUTORY EXPENDITURES				CURRENT FINANCES DECEMBER 31, 1993	
Pensions & F. I. C. A.	252,408.00			ASSETS	
Employee Fringe Benefits	305,065.00			Cash Dec. 31, 1993	2,461,449.55
Other Statutory Expenditures				Taxes Receivable	344,440.99
CETA And Other Public Employment Programs				Tax Title Liens	569.10
MUNICIPAL FUNCTIONS TOTAL	3,608,658.72			Foreclosed Property	10,800.00
CAPITAL IMPROVEMENTS *MEMO*	25,000.00			Emergencies & Other Deferred Charges	
DEBT SERVICE				State and Federal Aid Receivable	5,738.12
Principal Payments	125,000.00			Other Receivables	34,750.27
Interest Payments	33,596.08			Total	2,857,748.03
DEFERRED CHARGES	16,952.50			LIABILITIES, RESERVES, AND SURPLUS	
SCHOOL, COUNTY, SPECIAL DISTRICT TAXES	8,238,515.10			Cash Liabilities	449,033.58
RESERVE FOR UNCOLLECTED TAXES	590,481.87			Reserves for Receivables	364,796.03
EXPENDITURES TOTAL	13,313,204.27			Surplus Dec. 31, 1993	2,043,918.42
				Total	2,857,748.03

0416

Population 1990 14,837
 Population 1993 14,813
 S & P Rating
 Moody Rating AAA

General Tax Rate Per \$100. 2.63
 State Equalized Tax Rate 2.71

HADDON TOWNSHIP - CAMDEN COUNTY

Form of Government:

Commission (1911)

Number of Members on Governing Body - 3

PER CAPITA:

Gross Debt 881.63
 Net Debt 340.26
 Debt Service 44.82
 Total Tax Levy 1,214.56
 Municipal Expenditures 422.77

PER CENT:

Gross Debt 2.06
 Net Debt .79
 Tax Levy Collected 96.53
 Tax Levy Cancelled, Abated or Adjusted .56

EXPENDITURES		REVENUES-REALIZED		1993 PROPERTY TAX	
GENERAL GOVERNMENT		1993 Property Taxes Collected		STATE EQUALIZED TAX RATE	
Governing Body & Public Boards		1993 Payments in Lieu of Taxes	17,384,575.18	Local District School Taxes	1.41
Municipal Clerk		Delinquent Tax & Lien Collections	518,805.75	Regional & Consolidated School Tax	
Financial Administration		Business Personalty Replacement Taxes	111,167.76	School Taxes in Municipal Budget	
Assessment of Taxes	30,793.00	Taxes From Public Utilities	813,550.70	County Taxes	.78
Collection of Taxes	73,719.00	Other Miscellaneous Tax Revenues		County Library Taxes	.03
Planning, Housing & Development	78,328.00	State Aid Revenues	862,374.08	Local Municipal Purpose Taxes	.49
Human Resources	102,923.65	Federal Aid Revenues		Veteran & Senior Citizen Taxes	
Elections	15,400.00			Total Taxes for Rate Computation	2.71
General Administration (other)	559,833.49			Special District Taxes	
JUDICIARY				Bank Corp. Taxes	
Municipal Courts	88,455.00			Added and Omitted Taxes	
PUBLIC SAFETY				Total Taxes Levied - ABSTRACT	
Fire Protection	45,337.00			Total Taxes Billed	
Police Protection	1,314,470.00			1993 TAXES COLLECTED	
Civil Defense & Disaster Control	3,722.00			1993 Taxes Cancelled, Abated or Adjusted	
Environmental Inspection & Control	95,698.00			Transfer to Tax Title Liens or Foreclosed	
Other Public Safety				Balance Outstanding Dec. 31, 1993	
PUBLIC WORKS					
Streets and Drainage	438,175.64			PRIOR YEARS TAXES OUTSTANDING	
Sewers and Sewage Processing				Balance January 1, 1993	
Garbage and Trash Disposal	1,224,448.00			Collected in 1993	
Public Buildings and Grounds	66,000.00			Cancelled, Abated or Adjusted 1993	
Other Public Works	3,000.00			Transfers to Tax Title Liens or Foreclosed	
HEALTH and WELFARE				Balance December 31, 1993	
Health Services Except Environmental	8,950.00			TAX TITLE LIENS OUTSTANDING	
Welfare-Public Assistance	16,778.50			Balance January 1, 1993	
Hospital, Clinics, First Aid				Transfer From Taxes	
Animal, Insect, & Rodent Control				Redeemed in 1993	
Other Welfare Services				Cancelled, Abated or Adjusted (1993)	
RECREATION and CONSERVATION				Transfer to Foreclosed Property	
Beaches and Boardwalks				Balance December 31, 1993	
Parks, Playgrounds, Shade Trees	7,600.00			PROPERTY ACQUIRED BY DEED OR	
Land Reclamation & Conservation				FORECLOSURE	
Other Recreational Services	106,662.01			Balance January 1, 1993	
EDUCATION (excluding schools)				Transfers From Taxes or Liens	
Libraries	5,000.00			Sale For Cash (1993)	
Other Educational Services	54,000.00			Cancelled, Abated or Adjusted (1993)	
STATUTORY EXPENDITURES				Balance December 31, 1993	
Pensions & F. I. C. A.	248,018.49			CURRENT FINANCES DECEMBER 31, 1993	
Employee Fringe Benefits	209,600.00			ASSETS	
Other Statutory Expenditures				Cash Dec. 31, 1993	
CETA And Other Public Employment Programs				Taxes Receivable	
MUNICIPAL FUNCTIONS				Tax Title Liens	
CAPITAL IMPROVEMENTS				Foreclosed Property	
DEBT SERVICE				Emergencies & Other Deferred Charges	
Principal Payments	440,000.00			State and Federal Aid Receivable	
Interest Payments	223,941.74			Other Receivables	
DEFERRED CHARGES				Total	
SCHOOL, COUNTY, SPECIAL DISTRICT TAXES				LIABILITIES, RESERVES, AND SURPLUS	
RESERVE FOR UNCOLLECTED TAXES				Cash Liabilities	
EXPENDITURES				Reserves for Receivables	
TOTAL				Surplus Dec. 31, 1993	
				Total	

0418

Population 1990 7,860
 Population 1993 7,671
 S & P Rating
 Moody Rating A1

General Tax Rate Per \$100.

4.53

State Equalized Tax Rate

2.75

HADDON HEIGHTS BORO. - CAMDEN CO.

Form of Government:

Borough Council

Number of Members on Governing Body - 6

PER CAPITA:

Gross Debt 439.39

Net Debt 439.39

Debt Service 67.78

Total Tax Levy 1,369.61

Municipal Expenditures 586.83

PER CENT:

Gross Debt .89

Net Debt .39

Tax Levy Collected 97.69

Tax Levy Cancelled, Abated

or Adjusted .15

EXPENDITURES		REVENUES-REALIZED		1993 PROPERTY TAX	
GENERAL GOVERNMENT		1993 Property Taxes Collected		STATE EQUALIZED TAX RATE 1.33	
Governing Body & Public Boards		12,266,362.00		Local District School Taxes 5,091,252.50	
Municipal Clerk	62,825.00	1993 Payments in Lieu of Taxes		Regional & Consolidated School Tax	
Financial Administration	25,855.00	5,752.00		School Taxes in Municipal Budget	
Assessment of Taxes	46,154.00	Delinquent Tax & Lien Collections		County Taxes .78	
Collection of Taxes	31,483.00	307,916.00		County Library Taxes	
Planning, Housing & Development	74,774.00	Business Personalty Replacement Taxes		Local Municipal Purpose Taxes .63	
Human Resources	367,129.00	45,423.00		Veteran & Senior Citizen Taxes	
Elections		Taxes From Public Utilities		Total Taxes for Rate Computation 2.74	
General Administration (other)		608,256.00		Special District Taxes	
JUDICIARY		Other Miscellaneous Tax Revenues		Bank Corp. Taxes	
Municipal Courts	74,853.00	State Aid Revenues		Added and Omitted Taxes	
PUBLIC SAFETY		Federal Aid Revenues		Total Taxes Levied - ABSTRACT	
Fire Protection	151,692.00	Sale of Acquired Property		Total Taxes Billed	
Police Protection	882,932.00	Other Miscellaneous Revenues		1993 TAXES COLLECTED	
Civil Defense & Disaster Control	3,115.00	Total		1993 Taxes Cancelled, Abated or Adjusted	
Environmental Inspection & Control		Prior Years Surplus Appropriated		Transfer to Tax Title Liens or Foreclosed	
Other Public Safety		REVENUES TOTAL		Balance Outstanding Dec. 31, 1993	
PUBLIC WORKS		CAPITAL OUTLAY TOTAL		PRIOR YEARS TAXES OUTSTANDING	
Streets and Drainage	58,000.00	Public Enterprises		Balance January 1, 1993	
Sewers and Sewage Processing	5,704.00	Recreation-Culture		Collected in 1993	
Garbage and Trash Disposal	492,828.00	Public Works		Cancelled, Abated or Adjusted 1993	
Public Buildings and Grounds	42,619.00	Buildings and Grounds		Transfers to Tax Title Liens or Foreclosed	
Other Public Works	554,446.00	Library and Education		Balance December 31, 1993	
HEALTH and WELFARE		Conservation		TAX TITLE LIENS OUTSTANDING	
Health Services Except Environmental	1,627.00	All Other		Balance January 1, 1993	
Welfare-Public Assistance	2,508.00	CAPITAL DEBT AUTHORIZED, DECEMBER 31, 1993		Transfer From Taxes	
Hospital, Clinics, First Aid		ISSUED AND UNISSUED GROSS DEBT NET DEBT		Redeemed In 1993	
Animal, Insect, & Rodent Control	3,000.00	School		Cancelled, Abated or Adjusted (1993)	
Other Welfare Services		Self-Liquidating		Transfer to Foreclosed Property	
RECREATION and CONSERVATION		Other		Balance December 31, 1993	
Beaches and Boardwalks	9,600.00	Total		PROPERTY ACQUIRED BY DEED OR	
Parks, Playgrounds, Shade Trees	7,772.00	ISSUED AND OUTSTANDING		FORECLOSURE	
Land Reclamation & Conservation	18,168.00	School		Balance January 1, 1993	
Other Recreational Services		Self-Liquidating		Transfers From Taxes or Liens	
EDUCATION (excluding schools)		Other		Sale For Cash (1993)	
Libraries	126,022.00	Total		Cancelled, Abated or Adjusted (1993)	
Other Educational Services		EQUALIZED VALUATION BASIS		Balance December 31, 1993	
STATUTORY EXPENDITURES		FOR NET DEBT COMPUTATION		CURRENT FINANCES DECEMBER 31, 1993	
Pensions & F. I. C. A.	220,288.00	REAL PROPERTY VALUATIONS		ASSETS	
Employee Fringe Benefits	416,818.00	Code Class # of Parcels % VAL'N		Cash Dec. 31, 1993	
Other Statutory Expenditures	100.00	ASSESSED VALUATION		Taxes Receivable	
CETA And Other Public Employment Programs	3,678,312.00	1 Vacant Land 35 .19		Tax Title Liens	
MUNICIPAL FUNCTIONS		2 Residential 2549 88.19		Foreclosed Property	
CAPITAL IMPROVEMENTS	18,000.00	3 Farm		Emergencies & Other Deferred Charges	
DEBT SERVICE		4a Commercial 110 10.28		State and Federal Aid Receivable	
Principal Payments	316,000.00	4b Industrial 2 .08		Other Receivables	
Interest Payments	203,959.00	4c Apartments 12 1.27		Total	
DEFERRED CHARGES		Total 2708		LIABILITIES, RESERVES, AND SURPLUS	
SCHOOL, COUNTY, SPECIAL DISTRICT TAXES	18,009.00	Land Area 1.58 Sq. Miles		Cash Liabilities	
RESERVE FOR UNCOLLECTED TAXES	8,089,203.47	Net Valuation Taxable-Municipal		Reserves for Receivables	
EXPENDITURES TOTAL	12,590,804.47	Net Valuation Taxable-County		Surplus Dec. 31, 1993	
		State Equalized Valuation		Total	
		State Equalization Ratio			

0417

Population 1990 11,623
 Population 1993 11,557
 S & P Rating
 Moody Rating

General Tax Rate Per \$100. 5.20
 State Equalized Tax Rate 2.55

HADDONFIELD BORO. - CAMDEN COUNTY

Form of Government:

Commission (1911)

Number of Members on Governing Body - 3

PER CAPITA:

Gross Debt 807.69
 Net Debt 130.99
 Debt Service 40.84
 Total Tax Levy 2,030.69
 Municipal Expenditures 663.41

PER CENT:

Gross Debt 1.32
 Net Debt .17
 Tax Levy Collected 97.87
 Tax Levy Cancelled, Abated or Adjusted .30

EXPENDITURES		REVENUES-REALIZED		1993 PROPERTY TAX	
GENERAL GOVERNMENT		1993 Property Taxes Collected		STATE EQUALIZED TAX RATE 1.49	
Governing Body & Public Boards		1993 Payments in Lieu of Taxes	22,947,451.02	Local District School Taxes	13,603,413.00
Municipal Clerk	59,522.00	Delinquent Tax & Lien Collections	585,921.71	Regional & Consolidated School Tax	
Financial Administration	282,703.58	Business Personalty Replacement Taxes	109,425.48	School Taxes in Municipal Budget	
Assessment of Taxes	54,168.71	Taxes From Public Utilities	750,556.00	County Taxes	7,318,856.42
Collection of Taxes	41,472.00	Other Miscellaneous Tax Revenues	568,286.02	County Library Taxes	
Planning, Housing & Development	53,620.87	State Aid Revenues		Local Municipal Purpose Taxes	2,413,226.09
Human Resources	16,000.00	Federal Aid Revenues		Veteran & Senior Citizen Taxes	95,350.00
Elections	623,740.49			Total Taxes for Rate Computation	23,430,845.51
General Administration (other)	80,424.51			Special District Taxes	
JUDICIARY		Sale of Acquired Property	930,198.41	Bank Corp. Taxes	133,175.26
Municipal Courts	321,853.34	Other Miscellaneous Revenues	25,891,836.64	Added and Omitted Taxes	
PUBLIC SAFETY		Total	3,021,000.00	Total Taxes Levied - ABSTRACT	23,468,670.77
Fire Protection	1,382,176.36	Prior Years Surplus Appropriated	28,912,836.64	Total Taxes Billed	23,447,089.42
Police Protection	210.86	REVENUES	971,000.00	1993 TAXES COLLECTED	22,947,451.02
Civil Defense & Disaster Control	86,386.82	Reserve For Uncollected Taxes	851,401.21	1993 Taxes Cancelled, Abated or Adjusted	70,424.62
Environmental Inspection & Control				Transfer to Tax Title Liens or Foreclosed	496.00
Other Public Safety				Balance Outstanding Dec. 31, 1993	428,719.78
PUBLIC WORKS	272,463.71	CAPITAL OUTLAY		PRIOR YEARS TAXES OUTSTANDING	
Streets and Drainage		Public Enterprises	242,523.50	Balance January 1, 1993	751,711.19
Sewers and Sewage Processing	1,092,262.34	Recreation-Culture	183,909.08	Collected in 1993	604,275.33
Garbage and Trash Disposal	261,767.34	Public Works	142,373.02	Cancelled, Abated or Adjusted 1993	65,586.50
Public Buildings and Grounds		Buildings and Grounds	282,595.61	Transfers to Tax Title Liens or Foreclosed	
Other Public Works		Library and Education		Balance December 31, 1993	81,849.36
HEALTH and WELFARE		Conservation		TAX TITLE LIENS OUTSTANDING	
Health Services Except Environmental	74,555.63	All Other		Balance January 1, 1993	3,939.40
Welfare-Public Assistance	3,311.19			Transfer From Taxes	494.00
Hospital, Clinics, First Aid		CAPITAL DEBT AUTHORIZED, DECEMBER 31, 1993		Redeemed In 1993	
Animal, Insect, & Radent Control		ISSUED AND UNISSUED		Cancelled, Abated or Adjusted (1993)	346.35
Other Welfare Services		School	6,242,000	Transfer to Foreclosed Property	
RECREATION and CONSERVATION		Self-Liquidating	1,573,585	Balance December 31, 1993	4,087.05
Beaches and Boardwalks		Other	1,518,885	PROPERTY ACQUIRED BY DEED OR	
Parks, Playgrounds, Shade Trees	125,599.08	Total	9,334,470	FORECLOSURE	
Land Reclamation & Conservation	3,075.00			Balance January 1, 1993	24,300.00
Other Recreational Services	49,590.12	ISSUED AND OUTSTANDING		Transfers From Taxes or Liens	
EDUCATION (excluding schools)		School	6,242,000.00	Sale For Cash (1993)	
Libraries	490,000.00	Self-Liquidating	1,573,585.00	Cancelled, Abated or Adjusted (1993)	
Other Educational Services		Other	1,518,885.00	Balance December 31, 1993	24,300.00
STATUTORY EXPENDITURES		Total	9,334,470.00	CURRENT FINANCES DECEMBER 31, 1993	
Pensions & F. I. C. A.	346,841.24	EQUALIZED VALUATION BASIS		ASSETS	
Employee Fringe Benefits	499,127.54	FOR NET DEBT COMPUTATION	913,699,190	Cash Dec. 31, 1993	4,321,190.55
Other Statutory Expenditures		REAL PROPERTY VALUATIONS		Taxes Receivable	510,569.14
CETA And Other Public Employment Programs		Code Class # of Parcels % VAL'N		Tax Title Liens	4,087.05
MUNICIPAL FUNCTIONS		1 Vacant Land 77 .36	1,612,000.00	Foreclosed Property	24,300.00
CAPITAL IMPROVEMENTS	35,000.00	2 Residential 4043 86.87	383,711,400.00	Emergencies & Other Deferred Charges	257,476.40
DEBT SERVICE		3 Farm		State and Federal Aid Receivable	
Principal Payments	364,799.90	4a Commercial 268 11.95	52,797,800.00	Other Receivables	23,357.58
Interest Payments	107,147.60	4b Industrial		Total	5,140,980.72
DEFERRED CHARGES	3,227.27	4c Apartments 12 .82	3,610,200.00	LIABILITIES, RESERVES, AND SURPLUS	
SCHOOL, COUNTY, SPECIAL DISTRICT TAXES	20,922,269.42	Total 4400	441,731,400.00	Cash Liabilities	1,414,043.17
RESERVE FOR UNCOLLECTED TAXES	971,000.00	Land Area 2.78 Sq. Miles		Reserves for Receivables	562,313.77
EXPENDITURES	23,589,316.92	Net Valuation Taxable-Municipal	448,902,423	Surplus Dec. 31, 1993	3,164,623.78
TOTAL		Net Valuation Taxable-County	925,541,767	Total	5,140,980.72
		State Equalized Valuation	907,194,250		
		State Equalization Ratio	49.08		

0316

Population 1990 **3,249**
 Population 1993 **3,151**
 S & P Rating
 Maady Rating

General Tax Rate Per \$100. **2.20**
 State Equalized Tax Rate **2.15**

HAINESPORT TWP. - BURLINGTON CO.

Form of Government:
Township Committee
 Number of Members on Governing Body - **3**

PER CAPITA

Gross Debt **457.03**
 Net Debt **102.35**
 Debt Service **48.18**
 Total Tax Levy **1,438.82**
 Municipal Expenditures **690.08**

PER CENT:

Gross Debt **.71**
 Net Debt **.16**
 Tax Levy Collected **93.14**
 Tax Levy Cancelled, Abated or Adjusted **.16**

EXPENDITURES		REVENUES-REALIZED		1993 PROPERTY TAX	
GENERAL GOVERNMENT				STATE EQUALIZED TAX RATE	
Governing Body & Public Boards		1993 Property Taxes Collected	4,225,158.08	Local District School Taxes	.93 1,894,988.00
Municipal Clerk		1993 Payments in Lieu of Taxes		Regional & Consolidated School Tax	.38 772,115.47
Financial Administration	69,000.00	Delinquent Tax & Lien Collections	323,562.87	School Taxes in Municipal Budget	
Assessment of Taxes	16,900.00	Business Personalty Replacement Taxes	54,573.00	County Taxes	.54 1,108,809.45
Collection of Taxes	44,500.00	Taxes From Public Utilities	317,130.99	County Library Taxes	.03 70,596.11
Planning, Housing & Development	33,000.00	Other Miscellaneous Tax Revenues	145,151.00	Local Municipal Purpose Taxes	.26 534,000.00
Human Resources	4,607.00	State Aid Revenues		Veteran & Senior Citizen Taxes	40,350.00
Elections	1,200.00	Federal Aid Revenues		Total Taxes for Rate Computation	2.14 4,420,859.03
General Administration (other)	343,300.00			Special District Taxes	
JUDICIARY		Sale of Acquired Property		Bank Corp. Taxes	
Municipal Courts	41,353.40	Other Miscellaneous Revenues	292,591.97	Added and Omitted Taxes	153,205.93
PUBLIC SAFETY		Total	5,358,167.91	Total Taxes Levied - ABSTRACT	4,533,714.96
Fire Protection	190,738.90	Prior Years Surplus Appropriated	700,000.00	Total Taxes Billed	4,536,548.12
Police Protection	70,350.00	REVENUES TOTAL	6,058,167.91	1993 TAXES COLLECTED	4,225,158.08
Civil Defense & Disaster Control	500.00	Reserve For Uncollected Taxes	501,480.45	1993 Taxes Cancelled, Abated or Adjusted	7,176.97
Environmental Inspection & Control	83,996.00			Transfer to Tax Title Liens or Foreclosed	2,665.19
Other Public Safety		CAPITAL OUTLAY TOTAL		Balance Outstanding Dec. 31, 1993	301,547.88
PUBLIC WORKS				PRIOR YEARS TAXES OUTSTANDING	
Streets and Drainage	134,000.00	Public Enterprises		Balance January 1, 1993	332,492.44
Sewers and Sewage Processing	10,600.00	Recreation-Culture		Collected in 1993	323,787.27
Garbage and Trash Disposal	160,000.00	Public Works		Cancelled, Abated or Adjusted 1993	352.00
Public Buildings and Grounds	89,000.00	Buildings and Grounds		Transfers to Tax Title Liens or Foreclosed	3,825.36
Other Public Works	111,000.00	Library and Education		Balance December 31, 1993	4,527.81
HEALTH and WELFARE		Conservation		TAX TITLE LIENS OUTSTANDING	
Health Services Except Environmental	400.00	All Other		Balance January 1, 1993	13,734.43
Welfare-Public Assistance	3,100.00			Transfer From Taxes	7,500.58
Hospital, Clinics, First Aid		CAPITAL DEBT AUTHORIZED, DECEMBER 31, 1993		Redeemed In 1993	
Animal, Insect, & Rodent Control	1,500.00	ISSUED AND UNISSUED		Cancelled, Abated or Adjusted (1993)	
Other Welfare Services		School	1,117,589	Transfer to Foreclosed Property	
RECREATION and CONSERVATION		Self-Liquidating		Balance December 31, 1993	21,235.01
Beaches and Boardwalks		Other	322,502	PROPERTY ACQUIRED BY DEED OR	
Parks, Playgrounds, Shade Trees		Total	1,440,091	FORECLOSURE	
Land Reclamation & Conservation				Balance January 1, 1993	11,671.00
Other Recreational Services		ISSUED AND OUTSTANDING		Transfers From Taxes or Liens	
EDUCATION (excluding schools)		School	1,117,589.43	Sole For Cash (1993)	
Libraries		Self-Liquidating		Cancelled, Abated or Adjusted (1993)	
Other Educational Services		Other	234,000.00	Balance December 31, 1993	11,671.00
STATUTORY EXPENDITURES		Total	1,351,589.43	CURRENT FINANCES DECEMBER 31, 1993	
Pensions & F. I. C. A.	43,000.00	EQUALIZED VALUATION BASIS	201,440.213	ASSETS	
Employee Fringe Benefits	51,000.00	FOR NET DEBT COMPUTATION		Cash Dec. 31, 1993	1,674,092.37
Other Statutory Expenditures	9,933.57	REAL PROPERTY VALUATIONS		Taxes Receivable	306,075.69
CETA And Other Public Employment Programs		Code Class # of Parcels % VAL'N	ASSESSED VALUATION	Tax Title Liens	21,235.01
MUNICIPAL FUNCTIONS		1 Vacant Land 248 4.63	9,148,800.00	Foreclosed Property	11,671.00
CAPITAL IMPROVEMENTS	TOTAL 1,512,978.87	2 Residential 1151 67.63	133,609,600.00	Emergencies & Other Deferred Charges	30,943.18
DEBT SERVICE	*ME40* 40,000.00	3 Farm 75 2.33	4,595,400.00	State and Federal Aid Receivable	
Principal Payments	135,000.00	4a Commercial 85 12.92	25,528,300.00	Other Receivables	92,096.24
Interest Payments	16,800.74	4b Industrial 31 12.33	24,367,900.00	Total	2,136,113.49
		4c Apartments 2 .15	305,000.00	LIABILITIES, RESERVES, AND SURPLUS	
		Total 1592	197,555,000.00	Cash Liabilities	642,655.75
DEFERRED CHARGES	8,194.08	Land Area 6.58 Sq. Miles		Reserves for Receivables	407,360.10
SCHOOL, COUNTY, SPECIAL DISTRICT TAXES	3,846,509.03	Net Valuation Taxable-Municipal	199,252,433	Surplus Dec. 31, 1993	1,086,097.64
RESERVE FOR UNCOLLECTED TAXES	501,480.45	Net Valuation Taxable-County	210,928,966	Total	2,136,113.49
EXPENDITURES TOTAL	6,020,963.17	State Equalized Valuation	204,297,166		
		State Equalization Ratio	97.51		

1603

Population 1990 6,951
 Population 1993 7,063
 S & P Rating
 Moody Rating A

General Tax Rate Per \$100. 2.44
 State Equalized Tax Rate 2.52

HALEDON BOROUGH - PASSAIC COUNTY

Form of Government:
 Borough Council

Number of Members on Governing Body - 6

PER CAPITA:

Gross Debt 868.96
 Net Debt 239.94
 Debt Service 21.24
 Total Tax Levy 1,172.37
 Municipal Expenditures 650.26

PER CENT:

Gross Debt 1.89
 Net Debt .52
 Tax Levy Collected 96.89
 Tax Levy Cancelled, Abated or Adjusted .25

EXPENDITURES		REVENUES-REALIZED		1993 PROPERTY TAX	
GENERAL GOVERNMENT		1993 Property Taxes Collected		STATE EQUALIZED TAX RATE	
Governing Body & Public Boards			8,031,688.93	Local District School Taxes .31	2,666,843.25
Municipal Clerk		1993 Payments in Lieu of Taxes		Regional & Consolidated School Tax .43	1,409,982.25
Financial Administration	72,956.51	Delinquent Tax & Lien Collections	221,040.01	School Taxes in Municipal Budget	
Assessment of Taxes	26,431.00	Business Personalty Replacement Taxes	76,347.64	County Taxes .56	1,844,202.39
Collection of Taxes	57,031.37	Taxes From Public Utilities	384,269.00	County Library Taxes	
Planning, Housing & Development	47,006.00	Other Miscellaneous Tax Revenues		Lacol Municipal Purpose Taxes .71	2,339,225.00
Human Resources	86,932.75	State Aid Revenues	410,742.77	Veteran & Senior Citizen Taxes	62,650.00
Elections	4,700.00	Federal Aid Revenues		Total Taxes for Rate Computation 2.51	8,322,902.89
General Administration (other)	443,758.90			Special District Taxes	
JUDICIARY		Sole of Acquired Property		Bank Corp. Taxes	20,168.84
Municipal Courts	104,966.83	Other Miscellaneous Revenues	517,706.18	Added and Omitted Taxes	
PUBLIC SAFETY		Total	9,641,794.53	Total Taxes Levied - ABSTRACT	8,280,421.73
Fire Protection	110,889.50	Prior Years Surplus Appropriated	850,000.00	Total Taxes Billed	8,290,103.47
Police Protection	998,933.93	REVENUES TOTAL	10,491,794.53	1993 TAXES COLLECTED	8,031,688.93
Civil Defense & Disaster Control	1,500.00	Reserve For Uncollected Taxes	543,620.00	1993 Taxes Cancelled, Abated or Adjusted	20,374.00
Environmental Inspection & Control	33,876.00			Transfer to Tax Title Liens or Foreclosed	
Other Public Safety		CAPITAL OUTLAY TOTAL	569,972.74	Balance Outstanding Dec. 31, 1993	238,040.54
PUBLIC WORKS				PRIOR YEARS TAXES OUTSTANDING	
Streets and Drainage	219,007.12	Public Enterprises	106,220.49	Balance January 1, 1993	221,040.01
Sewers and Sewage Processing		Recreation-Culture		Collected in 1993	221,040.01
Garbage and Trash Disposal	862,020.00	Public Works	11,289.78	Cancelled, Abated or Adjusted 1993	
Public Buildings and Grounds	93,597.00	Buildings and Grounds	452,462.47	Transfers to Tax Title Liens or Foreclosed	
Other Public Works	27,000.00	Library and Education		Balance December 31, 1993	
HEALTH and WELFARE		Conservation		TAX TITLE LIENS OUTSTANDING	
Health Services Except Environmental	23,104.60	All Other		Balance January 1, 1993	
Welfare-Public Assistance	5,255.00			Transfer From Taxes	
Hospital, Clinics, First Aid		CAPITAL DEBT AUTHORIZED, DECEMBER 31, 1993		Redeemed In 1993	
Animal, Insect, & Rodent Control		ISSUED AND UNISSUED		Cancelled, Abated or Adjusted (1993)	
Other Welfare Services		School	3,174,555	Transfer to Foreclosed Property	
RECREATION and CONSERVATION		Self-Liquidating	1,358,892	Balance December 31, 1993	
Beaches and Boardwalks		Other	1,604,000	PROPERTY ACQUIRED BY DEED OR	
Parks, Playgrounds, Shade Trees		Total	6,137,448	FORECLOSURE	
Land Reclamation & Conservation	38,787.91			Balance January 1, 1993	9,975.00
Other Recreational Services	32,942.00	ISSUED AND OUTSTANDING		Transfers From Taxes or Liens	
EDUCATION (excluding schools)		School	3,174,555.97	Sale For Cash (1993)	
Libraries	113,613.00	Self-Liquidating	953,292.25	Cancelled, Abated or Adjusted (1993)	
Other Educational Services		Other	1,518,500.00	Balance December 31, 1993	9,975.00
STATUTORY EXPENDITURES		Total	5,646,348.22	CURRENT FINANCES DECEMBER 31, 1993	
Pensions & F. I. C. A.	184,800.00	EQUALIZED VALUATION BASIS		ASSETS	
Employee Fringe Benefits	302,000.00	FOR NET DEBT COMPUTATION	327,235,236	Cash Dec. 31, 1993	2,088,266.45
Other Statutory Expenditures	8,000.00	REAL PROPERTY VALUATIONS		Taxes Receivable	238,040.54
CETA And Other Public Employment Programs		Code Class # of Parcels % VAL'N	ASSESSED VALUATION	Tax Title Liens	
MUNICIPAL FUNCTIONS		1 Vacant Land 92 1.36	6,462,200.00	Foreclosed Property	9,975.00
CAPITAL IMPROVEMENTS		2 Residential 1599 78.81	259,085,700.00	Emergencies & Other Deferred Charges	
DEBT SERVICE		3 Form		State and Federal Aid Receivable	8,221.00
Principal Payments	80,000.00	4a Commercial 128 11.19	36,780,900.00	Other Receivables	115,375.08
Interest Payments	70,034.07	4b Industrial 26 6.01	19,767,300.00	Total	2,459,873.07
		4c Apartments 8 2.64	8,670,000.00	LIABILITIES, RESERVES, AND SURPLUS	
DEFERRED CHARGES		Total 1853	328,766,100.00	Cash Liabilities	468,064.90
SCHOOL, COUNTY, SPECIAL DISTRICT TAXES		Land Area 1.30 Sq. Miles		Reserves for Receivables	363,390.62
RESERVE FOR UNCOLLECTED TAXES		Net Valuation Taxable-Municipal	338,931,747	Surplus Dec. 31, 1993	1,628,422.55
EXPENDITURES TOTAL	10,513,791.38	Net Valuation Taxable-County	342,395,995	Total	2,459,878.07
		State Equalized Valuation	327,930,863		
		State Equalization Ratio	103.46		

1909

Population 1990 2,566
 Population 1993 2,937
 S & P Rating
 Moody Rating 3AA1

General Tax Rate Per \$100.

2.27

State Equalized Tax Rate

2.41

HAMBURG BOROUGH - SUSSEX COUNTY

Form of Government:

Borough Council

Number of Members on Governing Body - 6

PER CAPITA

Gross Debt 1,327.39
 Net Debt 847.56
 Debt Service 14.03
 Total Tax Levy 1,063.01
 Municipal Expenditures 445.38

PER CENT:

Gross Debt 2.98
 Net Debt 1.90
 Tax Levy Collected 91.38
 Tax Levy Cancelled, Abated
 or Adjusted .29

EXPENDITURES		REVENUES-REALIZED		1993 PROPERTY TAX	
GENERAL GOVERNMENT		1993 Property Taxes Collected		STATE EQUALIZED TAX RATE 1.11	
Governing Body & Public Boards		1993 Payments in Lieu of Taxes	2,359,422.46	Local District School Taxes	1,436,233.50
Municipal Clerk		Delinquent Tax & Lien Collections	205,697.99	Regional & Consolidated School Tax	687,503.61
Financial Administration	16,530.00	Business Personalty Replacement Taxes	38,493.16	School Taxes in Municipal Budget	
Assessment of Taxes	14,346.00	Taxes From Public Utilities	124,889.00	County Taxes	* 559,256.75
Collection of Taxes	19,320.00	Other Miscellaneous Tax Revenues		County Library Taxes	41,786.22
Planning, Housing & Development	11,875.00	State Aid Revenues	144,596.63	Local Municipal Purpose Taxes	393,469.00
Human Resources	54,890.00	Federal Aid Revenues		Veteran & Senior Citizen Taxes	19,400.00
Elections	900.00			Total Taxes for Rate Computation	3,136,649.03
General Administration (other)	236,604.35			Special District Taxes	
JUDICIARY				Bank Corp. Taxes	
Municipal Courts	60,000.00			Added and Omitted Taxes	4,811.11
PUBLIC SAFETY				Total Taxes Levied - ABSTRACT	3,122,060.19
Fire Protection	20,085.00	Sale of Acquired Property	142,189.42	Total Taxes Billed	3,129,146.39
Police Protection	336,602.11	Other Miscellaneous Revenues	3,515,288.66	1993 TAXES COLLECTED	2,859,422.46
Civil Defense & Disaster Control	1,970.00	Prior Years Surplus Appropriated	226,070.00	1993 Taxes Cancelled, Abated or Adjusted	9,100.43
Environmental Inspection & Control	18,250.00	REVENUES TOTAL	3,741,358.66	Transfer to Tax Title Liens or Foreclosed	16,620.94
Other Public Safety		Reserve For Uncollected Taxes	312,500.00	Balance Outstanding Dec. 31, 1993	244,002.56
PUBLIC WORKS		CAPITAL OUTLAY TOTAL	116,970.89	PRIOR YEARS TAXES OUTSTANDING	
Streets and Drainage	76,276.00	Public Enterprises	110,109.56	Balance January 1, 1993	453,235.30
Sewers and Sewage Processing		Recreation-Culture	6,861.33	Collected in 1993	205,697.99
Garbage and Trash Disposal	22,301.00	Public Works		Cancelled, Abated or Adjusted 1993	
Public Buildings and Grounds		Buildings and Grounds		Transfers to Tax Title Liens or Foreclosed	16,623.99
Other Public Works		Library and Education		Balance December 31, 1993	230,913.32
HEALTH and WELFARE		Conservation		TAX TITLE LIENS OUTSTANDING	
Health Services Except Environmental	200.00	All Other		Balance January 1, 1993	17,426.00
Welfare-Public Assistance	1,109.00			Transfer From Taxes	37,101.15
Hospital, Clinics, First Aid		CAPITAL DEBT AUTHORIZED, DECEMBER 31, 1993		Redeemed in 1993	
Animal, Insect, & Rodent Control	2.00	ISSUED AND UNISSUED		Cancelled, Abated or Adjusted (1993)	
Other Welfare Services		School	1,409,273	Transfer to Foreclosed Property	
RECREATION and CONSERVATION		Self-Liquidating	1,958,278	Balance December 31, 1993	54,527.15
Beaches and Boardwalks		Other	531,000	PROPERTY ACQUIRED BY DEED OR	
Parks, Playgrounds, Shade Trees	7,000.00	Total	3,898,551	FORECLOSURE	
Land Reclamation & Conservation	14,500.00			Balance January 1, 1993	
Other Recreational Services	541.00	ISSUED AND OUTSTANDING		Transfers From Taxes or Liens	
EDUCATION (excluding schools)		School	1,409,273.49	Sale For Cash (1993)	
Libraries		Self-Liquidating	1,945,000.00	Cancelled, Abated or Adjusted (1993)	
Other Educational Services		Other	531,000.00	Balance December 31, 1993	
STATUTORY EXPENDITURES		Total	3,885,273.49	CURRENT FINANCES DECEMBER 31, 1993	
Pensions & F. I. C. A.	35,000.00	EQUALIZED VALUATION BASIS		ASSETS	
Employee Fringe Benefits		FOR NET DEBT COMPUTATION	130,800,691	Cash Dec. 31, 1993	238,370.17
Other Statutory Expenditures	5,000.00	REAL PROPERTY VALUATIONS		Taxes Receivable	474,915.88
CETA And Other Public Employment Programs		Code Class # of Parcels % VAL'N ASSESSED VALUATION		Tax Title Liens	54,527.15
MUNICIPAL FUNCTIONS TOTAL	953,299.46	1 Vacant Land 393 3.64	4,991,700.00	Foreclosed Property	
CAPITAL IMPROVEMENTS *MEMO*	29,500.00	2 Residential 992 77.93	106,956,800.00	Emergencies & Other Deferred Charges	33,769.38
DEBT SERVICE		3 Farm 7 .25	344,100.00	State and Federal Aid Receivable	5,334.76
Principal Payments	22,000.00	4a Commercial 55 15.10	20,719,300.00	Other Receivables	29,058.47
Interest Payments	19,217.00	4b Industrial 4 2.78	3,820,400.00	Total	835,975.81
		4c Apartments 1 .30	414,900.00	LIABILITIES, RESERVES, AND SURPLUS	
DEFERRED CHARGES	1,069.00	Total 1452	137,247,200.00	Cash Liabilities	257,335.31
SCHOOL, COUNTY, SPECIAL DISTRICT TAXES	2,723,730.08	Land Area 1.20 Sq. Miles		Reserves for Receivables	558,501.50
RESERVE FOR UNCOLLECTED TAXES	312,500.00	Net Valuation Taxable-Municipal	137,635,920	Surplus Dec. 31, 1993	20,139.00
EXPENDITURES TOTAL	4,031,865.54	Net Valuation Taxable-County	129,042,867	Total	835,975.81
		State Equalized Valuation	129,623,372		
		State Equalization Ratio	106.20		

0112

Population 1990 16,012
 Population 1993 17,185
 S & P Rating
 Moody Rating A

General Tax Rate Per \$100. 2.56
 State Equalized Tax Rate 2.33

HAMILTON TOWNSHIP - ATLANTIC CO.

Form of Government:
 Township Committee
 Number of Members on Governing Body - 5

PER CAPITA:

Gross Debt 3,651.73
 Net Debt 1,363.41
 Debt Service 91.06
 Total Tax Levy 1,369.50
 Municipal Expenditures 653.15

PER CENT:

Gross Debt 5.94
 Net Debt 2.22
 Tax Levy Collected 86.69
 Tax Levy Cancelled, Abated or Adjusted 3.76

EXPENDITURES		REVENUES-REALIZED		1993 PROPERTY TAX	
GENERAL GOVERNMENT				STATE EQUALIZED TAX RATE 1.00	
Governing Body & Public Boards	28,610.00	1993 Property Taxes Collected 21,339,964.97		Local District School Taxes	10,017,521.00
Municipal Clerk	121,192.00	1993 Payments in Lieu of Taxes		Regional & Consolidated School Tax	5,371,020.00
Financial Administration	136,690.22	Delinquent Tax & Lien Collections 1,578,034.54		School Taxes in Municipal Budget	*
Assessment of Taxes	214,560.00	Business Personalty Replacement Taxes 149,576.72		County Taxes	4,904,898.14
Collection of Taxes	187,592.00	Taxes From Public Utilities 2,806,891.00		County Library Taxes	357,193.86
Planning, Housing & Development	205,391.00	Other Miscellaneous Tax Revenues		Local Municipal Purpose Taxes	2,752,651.97
Human Resources	136,741.99	State Aid Revenues 754,106.75		Veteran & Senior Citizen Taxes	129,450.00
Elections		Federal Aid Revenues		Total Taxes for Rate Computation	23,532,734.97
General Administration (other)	1,754,842.00	Sale of Acquired Property		Special District Taxes	
JUDICIARY		Other Miscellaneous Revenues		Bank Corp. Taxes	
Municipal Courts	346,767.00	Total 27,742,092.92		Added and Omitted Taxes	131,620.38
PUBLIC SAFETY		Prior Years Surplus Appropriated 2,500,000.00		Total Taxes Levied - ABSTRACT	23,534,905.35
Fire Protection	227,140.80	REVENUES TOTAL 30,242,092.92		Total Taxes Billed	24,615,443.32
Police Protection	56,445.61	Reserve For Uncollected Taxes 2,373,576.74		1993 TAXES COLLECTED	21,339,964.97
Civil Defense & Disaster Control	39,025.00	CAPITAL OUTLAY TOTAL 2,091,180.71		1993 Taxes Cancelled, Abated or Adjusted	924,646.20
Environmental Inspection & Control	142,133.00	Public Enterprises		Transfer to Tax Title Liens or Foreclosed	335,029.37
Other Public Safety		Recreation-Culture 4,390.45		Balance Outstanding Dec. 31, 1993	2,015,802.78
PUBLIC WORKS		Public Works 1,043,068.27		PRIOR YEARS TAXES OUTSTANDING	
Streets and Drainage	2,849,951.17	Buildings and Grounds 1,043,721.99		Balance January 1, 1993	1,347,953.09
Sewers and Sewage Processing		Library and Education		Collected in 1993	1,115,013.19
Garbage and Trash Disposal	28,900.00	Conservation		Cancelled, Abated or Adjusted 1993	26,202.37
Public Buildings and Grounds	68,000.00	All Other		Transfers to Tax Title Liens or Foreclosed	139,374.54
Other Public Works		CAPITAL DEBT AUTHORIZED, DECEMBER 31, 1993		Balance December 31, 1993	67,362.99
HEALTH and WELFARE		ISSUED AND UNISSUED GROSS DEBT NET DEBT		TAX TITLE LIENS OUTSTANDING	
Health Services Except Environmental	7,800.00	School 47,787,358 8,691,949		Balance January 1, 1993	831,112.31
Welfare-Public Assistance	31,440.00	Self-Liquidating 14,967,610 14,738,254		Transfer From Taxes	499,468.85
Hospital, Clinics, First Aid		Other 62,754,969 23,430,203		Redeemed In 1993	463,021.35
Animal, Insect, & Rodent Control	20,800.00	ISSUED AND OUTSTANDING		Cancelled, Abated or Adjusted (1993)	
Other Welfare Services	50,867.00	School 47,787,358.62		Transfer to Foreclosed Property	343,653.50
RECREATION and CONSERVATION		Self-Liquidating 11,725,354.38		Balance December 31, 1993	523,906.31
Beaches and Boardwalks		Other 59,512,713.00		PROPERTY ACQUIRED BY DEED OR FORECLOSURE	
Parks, Playgrounds, Shade Trees	2,180.00	EQUALIZED VALUATION BASIS FOR NET DEBT COMPUTATION 1,056,435,011		Balance January 1, 1993	5,193,465.50
Land Reclamation & Conservation	63,200.00	REAL PROPERTY VALUATIONS		Transfers From Taxes or Liens	343,653.50
Other Recreational Services		Code Class # of Parcels % VAL'N ASSESSED VALUATION		Sale For Cash (1993)	
EDUCATION (excluding schools)		1 Vacant Land 6781 9.58 96,465,200.00		Cancelled, Abated or Adjusted (1993)	
Libraries		2 Residential 5930 56.39 508,934,600.00		Balance December 31, 1993	5,537,119.00
Other Educational Services	4,000.00	3 Farm 328 1.56 14,038,623.00		CURRENT FINANCES DECEMBER 31, 1993	
STATUTORY EXPENDITURES		4a Commercial 263 27.44 247,641,341.00		ASSETS	
Pensions & F. I. C. A.	492,728.00	4b Industrial 11 2.57 24,064,900.00		Cash Dec. 31, 1993	3,195,859.53
Employee Fringe Benefits		4c Apartments 12 2.37 21,362,400.00		Taxes Receivable	2,083,165.77
Other Statutory Expenditures		Total 13325 902,507,064.00		Tax Title Liens	523,906.31
CETA And Other Public Employment Programs		Land Area 13.40 Sq. Miles		Foreclosed Property	5,537,119.00
MUNICIPAL FUNCTIONS		Net Valuation Taxable-Municipal 913,575,483		Emergencies & Other Deferred Charges	269,021.62
CAPITAL IMPROVEMENTS		Net Valuation Taxable-County 1,063,031,161		State and Federal Aid Receivable	23,592.02
DEBT SERVICE		State Equalized Valuation 1,002,705,833		Other Receivables	4,689.06
Principal Payments	750,519.33	State Equalization Ratio 91.01		Total	11,637,353.31
Interest Payments	814,275.00			LIABILITIES, RESERVES, AND SURPLUS	
DEFERRED CHARGES				Cash Liabilities	1,189,333.56
SCHOOL, COUNTY, SPECIAL DISTRICT TAXES	69,085.71			Reserves for Receivables	8,148,880.14
RESERVE FOR UNCOLLECTED TAXES	20,650,633.00			Surplus Dec. 31, 1993	2,299,139.61
EXPENDITURES TOTAL	31,875,086.57			Total	11,637,353.31

Population 1990 86,553
 Population 1993 87,321
 S & P Rating AAA
 Moody Rating A1

General Tax Rate Per \$100. 7.70
 State Equalized Tax Rate 2.35

HAMILTON TOWNSHIP - MERCER COUNTY

Form of Government:

Mayor-Council Plan E (OMCL 50)

Number of Members on Governing Body - 5

PER CAPITA:

Gross Debt 1,260.50
 Net Debt 933.01
 Debt Service 72.26
 Total Tax Levy 1,222.63
 Municipal Expenditures 655.88

PER CENT:

Gross Debt 2.58
 Net Debt 1.90
 Tax Levy Collected 95.85
 Tax Levy Cancelled, Abated or Adjusted .42

EXPENDITURES		REVENUES-REALIZED		1993 PROPERTY TAX	
GENERAL GOVERNMENT		1993 Property Taxes Collected		STATE EQUALIZED TAX RATE	
Governing Body & Public Boards	326,019.00	102,053,752.50		Local District School Taxes 1.23	52,910,362.00
Municipal Clerk	220,970.00	171,530.00		Regional & Consolidated School Tax	
Financial Administration	779,787.00	3,126,166.74		School Taxes in Municipal Budget	
Assessment of Taxes	238,257.00	977,727.20		County Taxes .56	* 24,055,485.45
Collection of Taxes	7,000.00	16,589,401.51		County Library Taxes	
Planning, Housing & Development	288,935.00	6,779,283.13		Local Municipal Purpose Taxes .55	23,570,940.96
Human Resources	1,939,512.25	Sale of Acquired Property		Veteran & Senior Citizen Taxes	1,021,800.00
Elections		Other Miscellaneous Revenues		Total Taxes for Rate Computation 2.34	101,558,588.41
General Administration (other)	3,826,526.70	Federal Aid Revenues		Special District Taxes	6,224,673.28
JUDICIARY		Sale of Acquired Property		Bank Corp. Taxes	
Municipal Courts	1,049,896.00	Other Miscellaneous Revenues		Added and Omitted Taxes	
PUBLIC SAFETY		Total		Total Taxes Levied - ABSTRACT	106,761,461.69
Fire Protection	15,000.00	133,609,818.35		Total Taxes Billed	106,472,812.85
Police Protection	9,689,517.00	Prior Years Surplus Appropriated		1993 TAXES COLLECTED	102,053,752.50
Civil Defense & Disaster Control	9,450.00	TOTAL		1993 Taxes Cancelled, Abated or Adjusted	447,964.30
Environmental Inspection & Control	914,390.00	REVENUES		Transfer to Tax Title Liens or Foreclosed	123,583.64
Other Public Safety		Reserve For Uncollected Taxes		Balance Outstanding Dec. 31, 1993	3,847,512.41
PUBLIC WORKS		CAPITAL OUTLAY TOTAL		PRIOR YEARS TAXES OUTSTANDING	
Streets and Drainage	3,065,815.00	18,710,843.12		Balance January 1, 1993	3,258,955.75
Sewers and Sewage Processing		Public Enterprises		Collected in 1993	2,958,416.12
Garbage and Trash Disposal	6,645,626.00	Recreation-Culture		Cancelled, Abated or Adjusted 1993	119,071.43
Public Buildings and Grounds	3,264,543.00	7,285,410.77		Transfers to Tax Title Liens or Foreclosed	5,065.96
Other Public Works	2,786,621.00	Buildings and Grounds		Balance December 31, 1993	176,402.24
HEALTH and WELFARE		Library and Education		TAX TITLE LIENS OUTSTANDING	
Health Services Except Environmental	1,666,939.00	Conservation		Balance January 1, 1993	552,381.16
Welfare-Public Assistance	135,710.00	All Other		Transfer From Taxes	129,692.86
Hospital, Clinics, First Aid		CAPITAL DEBT AUTHORIZED, DECEMBER 31, 1993		Redeemed In 1993	167,750.62
Animal, Insect, & Rodent Control		ISSUED AND UNISSUED		Cancelled, Abated or Adjusted (1993)	
Other Welfare Services		GROSS DEBT		Transfer to Foreclosed Property	
RECREATION and CONSERVATION		NET DEBT		Balance December 31, 1993	514,323.40
Beaches and Boardwalks		SCHOOL		PROPERTY ACQUIRED BY DEED OR	
Parks, Playgrounds, Shade Trees		Self-Liquidating		FORECLOSURE	
Land Reclamation & Conservation	1,110.00	Other		Balance January 1, 1993	367,045.00
Other Recreational Services	384,258.00	Total		Transfers From Taxes or Liens	
EDUCATION (excluding schools)		ISSUED AND OUTSTANDING		Sale For Cash (1993)	
Libraries	1,700,619.00	SCHOOL		Cancelled, Abated or Adjusted (1993)	
Other Educational Services	10,175.00	Self-Liquidating		Balance December 31, 1993	367,045.00
STATUTORY EXPENDITURES		Other		CURRENT FINANCES DECEMBER 31, 1993	
Pensions & F. I. C. A.	3,018,427.00	Total		ASSETS	
Employee Fringe Benefits	3,877,040.00	EQUAIZED VALUATION BASIS		Cash Dec. 31, 1993	11,250,451.96
Other Statutory Expenditures		FOR NET DEBT COMPUTATION		Taxes Receivable	4,023,914.65
CETA And Other Public Employment Programs		REAL PROPERTY VALUATIONS		Tax Title Liens	514,323.40
MUNICIPAL FUNCTIONS TOTAL	45,862,142.95	Code Class # of Parcels % VAL'N		Foreclosed Property	367,045.00
CAPITAL IMPROVEMENTS *MEMO*	325,000.00	ASSESSED VALUATION		Emergencies & Other Deferred Charges	150,000.00
DEBT SERVICE		1 2 3 4a 4b 4c Total		State and Federal Aid Receivable	1,039,495.44
Principal Payments	3,937,753.00	1 Vacant Land 1711 1.87		Other Receivables	140,524.10
Interest Payments	2,371,735.93	2 Residential 26302 76.27		Total	17,485,754.55
DEFERRED CHARGES		3 Farm 263 .50		LIABILITIES, RESERVES, AND SURPLUS	
SCHOOL, COUNTY, SPECIAL DISTRICT TAXES	100,000.00	4a Commercial 1187 14.03		Cash Liabilities	7,319,347.41
RESERVE FOR UNCOLLECTED TAXES	83,190,520.73	4b Industrial 70 3.51		Reserves for Receivables	5,045,807.15
EXPENDITURES TOTAL	140,452,202.61	4c Apartments 54 3.83		Surplus Dec. 31, 1993	5,120,599.99
		Total 29587		Total	17,485,754.55
		Land Area 39.38 Sq. Miles			
		Net Valuation Taxable-Municipal			
		Net Valuation Taxable-County			
		State Equalized Valuation			
		State Equalization Ratio			

*Includes County Health Services Taxes, County Vocational School Taxes, or County Open Space Tax. See Table 13.

0113

Population 1990 12,203
 Population 1993 12,214
 S & P Rating
 Moody Rating BAA1

General Tax Rate Per \$100 3.16
 State Equalized Tax Rate 2.45

HAMMONTON TOWN - ATLANTIC COUNTY
 Form of Government:
Special Charter (P.L. 1866 c. 85)
 Number of Members on Governing Body - 7

PER CAPITA:
 Gross Debt 2,886.49
 Net Debt 588.60
 Debt Service 60.93
 Total Tax Levy 1,161.88
 Municipal Expenditures 535.82

PER CENT:
 Gross Debt 6.19
 Net Debt 1.26
 Tax Levy Collected 92.10
 Tax Levy Cancelled, Abated or Adjusted .13

EXPENDITURES		REVENUES-REALIZED		1993 PROPERTY TAX	
GENERAL GOVERNMENT				STATE EQUALIZED TAX RATE 1.31	
Governing Body & Public Boards		1993 Property Taxes Collected	13,070,071.57	Local District School Taxes	7,484,003.00
Municipal Clerk	99,010.45	1993 Payments in Lieu of Taxes	1,179.78	Regional & Consolidated School Tax	
Financial Administration	53,361.00	Delinquent Tax & Lien Collections	1,197,745.02	School Taxes in Municipal Budget	
Assessment of Taxes	20,201.32	Business Personalty Replacement Taxes	197,737.48	County Taxes	* 2,923,957.85
Collection of Taxes	13,900.00	Taxes From Public Utilities	850,900.00	County Library Taxes	199,671.64
Planning, Housing & Development	91,458.80	Other Miscellaneous Tax Revenues		Local Municipal Purpose Taxes	3,417,324.95
Human Resources	6,485.05	State Aid Revenues	1,159,993.34	Veteran & Senior Citizen Taxes	165,900.00
Elections	683,287.10	Federal Aid Revenues		Total Taxes for Rate Computation	14,190,857.44
General Administration (other)				Special District Taxes	
JUDICIARY				Bank Corp. Taxes	
Municipal Courts	126,600.00	Sale of Acquired Property	577,903.02	Added and Omitted Taxes	166,242.59
PUBLIC SAFETY		Other Miscellaneous Revenues	17,055,530.21	Total Taxes Levied - ABSTRACT	14,191,200.03
Fire Protection	137,562.11	Total	17,055,530.21	Total Taxes Billed	14,191,200.03
Police Protection	1,420,808.91	Prior Years Surplus Appropriated	17,055,530.21	1993 TAXES COLLECTED	13,070,071.57
Civil Defense & Disaster Control		REVENUES	1,014,579.96	1993 Taxes Cancelled, Abated or Adjusted	18,962.95
Environmental Inspection & Control		Reserve For Uncollected Taxes	11,821,859.48	Transfer to Tax Title Liens or Foreclosed	25,631.12
Other Public Safety		CAPITAL OUTLAY TOTAL	11,821,859.48	Balance Outstanding Dec. 31, 1993	1,076,534.39
PUBLIC WORKS				PRIOR YEARS TAXES OUTSTANDING	
Streets and Drainage	1,191,071.11	Public Enterprises	11,076,121.22	Balance January 1, 1993	976,117.19
Sewers and Sewage Processing		Recreation-Culture	22,571.69	Collected in 1993	954,431.12
Garbage and Trash Disposal	45,054.59	Public Works	318,013.92	Cancelled, Abated or Adjusted 1993	
Public Buildings and Grounds		Buildings and Grounds	405,152.65	Transfers to Tax Title Liens or Foreclosed	
Other Public Works		Library and Education		Balance December 31, 1993	21,686.07
HEALTH and WELFARE		Conservation		TAX TITLE LIENS OUTSTANDING	
Health Services Except Environmental	13,569.00	All Other		Balance January 1, 1993	509,576.88
Welfare-Public Assistance	11,000.00			Transfer From Taxes	25,631.12
Hospital, Clinics, First Aid		CAPITAL DEBT AUTHORIZED, DECEMBER 31, 1993		Redeemed in 1993	243,313.90
Animal, Insect, & Rodent Control	9,500.00	ISSUED AND UNISSUED		Cancelled, Abated or Adjusted (1993)	
Other Welfare Services		School	236,000	Transfer to Foreclosed Property	
RECREATION and CONSERVATION		Self-Liquidating	29,936,901	Balance December 31, 1993	291,894.10
Beaches and Boardwalks	4,491.50	Other	5,082,670	PROPERTY ACQUIRED BY DEED OR FORECLOSURE	
Parks, Playgrounds, Shade Trees	29,088.00	Total	35,255,571	Balance January 1, 1993	12,281.00
Land Reclamation & Conservation	19,305.34	ISSUED AND OUTSTANDING		Transfers From Taxes or Liens	
Other Recreational Services	22,000.00	School	236,000.00	Sale For Cash (1993)	
EDUCATION (excluding schools)		Self-Liquidating	15,054,844.27	Cancelled, Abated or Adjusted (1993)	
Libraries		Other	5,144,556.23	Balance December 31, 1993	12,281.00
Other Educational Services		Total	20,435,400.50	CURRENT FINANCES DECEMBER 31, 1993	
STATUTORY EXPENDITURES		EQUALIZED VALUATION BASIS		ASSETS	
Pensions & F. I. C. A.	280,000.00	FOR NET DEBT COMPUTATION	570,366,264	Cash Dec. 31, 1993	1,358,895.98
Employee Fringe Benefits	473,856.56	REAL PROPERTY VALUATIONS		Taxes Receivable	1,098,220.46
Other Statutory Expenditures		Code Class # of Parcels % VAL'N	ASSESSED VALUATION	Tax Title Liens	291,894.10
CETA And Other Public Employment Programs		1 Vacant Land 869 3.41	14,877,400.00	Foreclosed Property	12,281.00
MUNICIPAL FUNCTIONS		2 Residential 3631 63.70	277,878,500.00	Emergencies & Other Deferred Charges	55,318.40
CAPITAL IMPROVEMENTS		3 Farm 668 4.75	20,726,400.00	State and Federal Aid Receivable	423,801.85
DEBT SERVICE		4a Commercial 348 18.01	78,550,900.00	Other Receivables	14,791.14
Principal Payments	506,135.01	4b Industrial 33 7.78	33,956,600.00	Total	3,255,202.93
Interest Payments	236,375.00	4c Apartments 14 2.35	10,229,700.00	LIABILITIES, RESERVES, AND SURPLUS	
		Total 5563	436,219,500.00	Cash Liabilities	1,189,275.33
DEFERRED CHARGES		Land Area 41.80 Sq. Miles		Reserves for Receivables	1,417,186.70
SCHOOL, COUNTY, SPECIAL DISTRICT TAXES	30,328.91	Net Valuation Taxable-Municipal	444,284,013	Surplus Dec. 31, 1993	668,740.90
SCHOOL, COUNTY, SPECIAL DISTRICT TAXES	10,607,632.49	Net Valuation Taxable-County	594,235,236	Total	3,255,202.93
RESERVE FOR UNCOLLECTED TAXES	1,014,579.96	State Equalized Valuation	570,928,384		
EXPENDITURES	17,152,162.21	State Equalization Ratio	77.50		

1013

Population 1990 1,515
 Population 1993 1,610
 S & P Rating
 Moody Rating

General Tax Rate Per \$100. 2.78
 State Equalized Tax Rate 2.44

HAMPTON BOROUGH - HUNTERDON CO.

Form of Government:

Borough Council

Number of Members on Governing Body - 6

PER CAPITA:

Gross Debt 901.21
 Net Debt 141.99
 Debt Service 23.02
 Total Tax Levy 1,021.36
 Municipal Expenditures 567.24

PER CENT:

Gross Debt 2.23
 Net Debt .35
 Tax Levy Collected 89.57
 Tax Levy Cancelled, Abated or Adjusted .27

EXPENDITURES		REVENUES-REALIZED		1993 PROPERTY TAX	
GENERAL GOVERNMENT		1993 Property Taxes Collected 1,478,001.49		STATE EQUALIZED TAX RATE 1.22	
Governing Body & Public Boards		1993 Payments in Lieu of Taxes 26,802.60		Local District School Taxes	822,517.00
Municipal Clerk		Delinquent Tax & Lien Collections 191,494.04		Regional & Consolidated School Tax	235,767.95
Financial Administration	27,370.00	Business Personality Replacement Taxes 7,628.87		School Taxes in Municipal Budget	
Assessment of Taxes	5,479.00	Taxes From Public Utilities 40,203.00		County Taxes	218,000.53
Collection of Taxes	18,027.00	Other Miscellaneous Tax Revenues		County Library Taxes	18,978.86
Planning, Housing & Development	9,382.50	State Aid Revenues 91,006.20		Local Municipal Purpose Taxes	343,676.50
Human Resources	4,326.00	Federal Aid Revenues		Veteran & Senior Citizen Taxes	9,700.00
Elections				Total Taxes for Rate Computation	1,648,640.35
General Administration (other)	164,535.00			Special District Taxes	
JUDICIARY		Sale of Acquired Property		Bank Corp. Taxes	
Municipal Courts	29,900.00	Other Miscellaneous Revenues	73,555.92	Added and Omitted Taxes	5,443.02
PUBLIC SAFETY		Total	1,908,692.12	Total Taxes Levied - ABSTRACT	1,644,383.87
Fire Protection	22,045.69	Prior Years Surplus Appropriated	161,000.00	Total Taxes Billed	1,650,042.91
Police Protection	3,000.00	REVENUES TOTAL	2,069,692.12	1993 TAXES COLLECTED	1,678,001.49
Civil Defense & Disaster Control	1,045.00	Reserve For Uncollected Taxes	230,201.47	1993 Taxes Cancelled, Abated or Adjusted	4,445.22
Environmental Inspection & Control				Transfer to Tax Title Liens or Foreclosed	23,758.83
Other Public Safety		CAPITAL OUTLAY TOTAL	114,385.37	Balance Outstanding Dec. 31, 1993	143,837.37
PUBLIC WORKS				PRIOR YEARS TAXES OUTSTANDING	
Streets and Drainage	120,473.00	Public Enterprises	94,499.31	Balance January 1, 1993	188,716.23
Sewers and Sewage Processing	2,500.00	Recreation-Culture		Collected in 1993	183,648.33
Garbage and Trash Disposal	95,984.00	Public Works	19,886.06	Cancelled, Abated or Adjusted 1993	75.34
Public Buildings and Grounds	35,800.00	Buildings and Grounds		Transfers to Tax Title Liens or Foreclosed	1,267.90
Other Public Works	26,000.00	Library and Education		Balance December 31, 1993	3,722.66
HEALTH and WELFARE		Conservation		TAX TITLE LIENS OUTSTANDING	
Health Services Except Environmental	3,609.00	All Other		Balance January 1, 1993	92,046.00
Welfare-Public Assistance	3,075.00			Transfer From Taxes	25,184.58
Hospital, Clinics, First Aid	100.00	CAPITAL DEBT AUTHORIZED, DECEMBER 31, 1993		Redeemed In 1993	7,845.71
Animal, Insect, & Rodent Control	1,975.00	ISSUED AND UNISSUED		Cancelled, Abated or Adjusted (1993)	
Other Welfare Services		School	7,208	Transfer to Foreclosed Property	
RECREATION and CONSERVATION		Self-Liquidating	1,215,146	Balance December 31, 1993	109,384.87
Beaches and Boardwalks		Other	228,600	PROPERTY ACQUIRED BY DEED OR	
Parks, Playgrounds, Shade Trees	6,000.00	Total	1,450,954	FORECLOSURE	
Land Reclamation & Conservation	150.00			Balance January 1, 1993	252,000.00
Other Recreational Services	7,530.00	ISSUED AND OUTSTANDING		Transfers From Taxes or Liens	
EDUCATION (excluding schools)		School	7,208.77	Sale For Cash (1993)	
Libraries		Self-Liquidating	1,092,646.22	Cancelled, Abated or Adjusted (1993)	
Other Educational Services	500.00	Other	95,600.00	Balance December 31, 1993	252,000.00
STATUTORY EXPENDITURES		Total	1,195,454.99	CURRENT FINANCES DECEMBER 31, 1993	
Pensions & F. I. C. A.	14,600.00	EQUALIZED VALUATION BASIS		ASSETS	
Employee Fringe Benefits	30,000.00	FOR NET DEBT COMPUTATION	65,192,727	Cash Dec. 31, 1993	733,763.80
Other Statutory Expenditures	750.00	REAL PROPERTY VALUATIONS		Taxes Receivable	147,560.03
CETA And Other Public Employment Programs		Code Class # of Parcels % VAL'N ASSESSED VALUATION		Tax Title Liens	109,384.87
MUNICIPAL FUNCTIONS TOTAL	634,156.19	1 Vacant Land 62 3.83 2,243,101.00		Foreclosed Property	252,000.00
CAPITAL IMPROVEMENTS *MEMO*		2 Residential 413 82.82 4,521,250.00		Emergencies & Other Deferred Charges	6,445.61
DEBT SERVICE		3 Farm 25 3.09 1,812,740.00		State and Federal Aid Receivable	5,080.49
Principal Payments	29,800.00	4a Commercial 18 4.91 2,877,100.00		Other Receivables	29,848.58
Interest Payments	7,258.38	4b Industrial 2 .93 544,100.00		Total	1,284,083.38
		4c Apartments 6 4.42 2,587,900.00		LIABILITIES, RESERVES, AND SURPLUS	
DEFERRED CHARGES		Total 526 58,586,191.00		Cash Liabilities	401,219.13
SCHOOL, COUNTY, SPECIAL DISTRICT TAXES	11,840.51	Land Area 1.40 Sq. Miles		Reserves for Receivables	538,793.48
RESERVE FOR UNCOLLECTED TAXES	230,201.47	Net Valuation Taxable-Municipal	59,158,269	Surplus Dec. 31, 1993	344,070.77
EXPENDITURES TOTAL	2,208,520.90	Net Valuation Taxable-County	72,252,625	Total	1,284,083.38
		State Equalized Valuation	67,458,927		
		State Equalization Ratio	87.59		

1910

Population 1990 4,433
 Population 1993 4,469
 S & P Rating
 Moody Rating A

General Tax Rate Per \$100. 2.17
 State Equalized Tax Rate 2.30

HAMPTON TOWNSHIP - SUSSEX COUNTY

Form of Government:
 Township Committee

Number of Members on Governing Body - 5

PER CAPITA:

Gross Debt 718.23
 Net Debt 358.02
 Debt Service 55.16
 Total Tax Levy 1,565.60
 Municipal Expenditures 603.87

PER CENT:

Gross Debt 1.05
 Net Debt .52
 Tax Levy Collected 93.09
 Tax Levy Cancelled, Abated or Adjusted .83

EXPENDITURES		REVENUES-REALIZED		1993 PROPERTY TAX	
GENERAL GOVERNMENT		1993 Property Taxes Collected		STATE EQUALIZED TAX RATE	
Governing Body & Public Boards			6,521,345.87	Local District School Taxes	.85
Municipal Clerk		1993 Payments in Lieu of Taxes		Regional & Consolidated School Tax	.59
Financial Administration	48,000.00	Delinquent Tax & Lien Collections	457,766.42	School Taxes in Municipal Budget	
Assessment of Taxes	39,277.01	Business Personalty Replacement Taxes	46,064.36	County Taxes	.44
Collection of Taxes	67,943.99	Taxes From Public Utilities	317,135.00	County Library Taxes	.03
Planning, Housing & Development	47,698.00	Other Miscellaneous Tax Revenues		Local Municipal Purpose Taxes	.39
Human Resources	7,687.00	State Aid Revenues	230,447.66	Veteran & Senior Citizen Taxes	
Elections		Federal Aid Revenues		Total Taxes for Rate Computation	2.30
General Administration (other)	195,500.00			Special District Taxes	
JUDICIARY		Sale of Acquired Property		Bank Corp. Taxes	
Municipal Courts	50,000.00	Other Miscellaneous Revenues	358,653.97	Added and Omitted Taxes	
PUBLIC SAFETY		Total	7,931,413.28	Total Taxes Levied - ABSTRACT	58,799.58
Fire Protection	125,349.91	Prior Years Surplus Appropriated	455,000.00	Total Taxes Billed	7,001,145.43
Police Protection	19,500.00	REVENUES	8,386,413.28	1993 TAXES COLLECTED	6,521,345.87
Civil Defense & Disaster Control	5,610.09	Reserve For Uncollected Taxes	589,882.00	1993 Taxes Cancelled, Abated or Adjusted	58,151.69
Environmental Inspection & Control	66,000.00	CAPITAL OUTLAY	843,052.62	Transfer to Tax Title Liens or Foreclosed	27,504.04
Other Public Safety		TOTAL		Balance Outstanding Dec. 31, 1993	398,335.65
PUBLIC WORKS				PRIOR YEARS TAXES OUTSTANDING	
Streets and Drainage	523,853.00	Public Enterprises		Balance January 1, 1993	570,571.56
Sewers and Sewage Processing		Recreation-Culture		Collected in 1993	377,727.84
Garbage and Trash Disposal	377,500.00	Public Works	137,944.85	Cancelled, Abated or Adjusted 1993	60,549.44
Public Buildings and Grounds	50,000.00	Buildings and Grounds	705,107.77	Transfers to Tax Title Liens or Foreclosed	1,620.30
Other Public Works	20,000.00	Library and Education		Balance December 31, 1993	130,673.98
HEALTH and WELFARE		Conservation		TAX TITLE LIENS OUTSTANDING	
Health Services Except Environmental	10,700.00	All Other		Balance January 1, 1993	297,167.57
Welfare-Public Assistance	3,101.00	CAPITAL DEBT AUTHORIZED, DECEMBER 31, 1993		Transfer From Taxes	29,695.90
Hospital, Clinics, First Aid		ISSUED AND UNISSUED		Redeemed In 1993	80,038.58
Animal, Insect, & Rodent Control	2,820.00	School	1,610,000	Cancelled, Abated or Adjusted (1993)	
Other Welfare Services		Self-Liquidating		Transfer to Foreclosed Property	148,402.52
RECREATION and CONSERVATION		Other	1,600,000	Balance December 31, 1993	98,422.37
Beaches and Boardwalks		Total	3,210,000	PROPERTY ACQUIRED BY DEED OR	
Parks, Playgrounds, Shade Trees	3,500.00	ISSUED AND OUTSTANDING		FORECLOSURE	
Land Reclamation & Conservation	4,850.00	School	1,610,000.00	Balance January 1, 1993	488,847.48
Other Recreational Services	13,932.00	Self-Liquidating		Transfers From Taxes or Liens	148,402.52
EDUCATION (excluding schools)		Other	1,115,000.00	Sale For Cash (1993)	793.00
Libraries		Total	2,725,000.00	Cancelled, Abated or Adjusted (1993)	1,707.00
Other Educational Services		EQUALIZED VALUATION BASIS		Balance December 31, 1993	634,750.00
STATUTORY EXPENDITURES		FOR NET DEBT COMPUTATION	306,388,830	CURRENT FINANCES DECEMBER 31, 1993	
Pensions & F. I. C. A.	52,500.00	REAL PROPERTY VALUATIONS		ASSETS	
Employee Fringe Benefits	85,000.00	Code Class # of Parcels % VAL'N		Cash Dec. 31, 1993	1,637,268.38
Other Statutory Expenditures	1.00	1 Vacant Land 1068 5.95	19,960,100.00	Taxes Receivable	529,009.63
CETA And Other Public Employment Programs		2 Residential 1732 73.95	235,593,800.00	Tax Title Liens	98,422.37
MUNICIPAL FUNCTIONS		3 Farm 332 6.13	19,505,525.00	Foreclosed Property	634,750.00
CAPITAL IMPROVEMENTS	1,820,323.00	4a Commercial 63 13.84	44,080,000.00	Emergencies & Other Deferred Charges	
DEBT SERVICE		4b Industrial 1 .14	435,000.00	State and Federal Aid Receivable	40,110.34
Principal Payments	230,000.00	4c Apartments		Other Receivables	13,126.96
Interest Payments	16,527.00	Total	3196	Total	2,952,687.68
DEFERRED CHARGES	41,967.34	Land Area 24.95 Sq. Miles		LIABILITIES, RESERVES, AND SURPLUS	
SCHOOL, COUNTY, SPECIAL DISTRICT TAXES	5,772,143.85	Net Valuation Taxable-Municipal	320,139,985	Cash Liabilities	542,492.03
RESERVE FOR UNCOLLECTED TAXES	589,882.00	Net Valuation Taxable-County	311,231,490	Reserves for Receivables	1,275,308.96
EXPENDITURES	8,470,843.19	State Equalized Valuation	302,646,870	Surplus Dec. 31, 1993	1,134,886.69
TOTAL		State Equalization Ratio	105.81	Total	2,952,687.69

General Tax Rate Per \$100.	2.34
State Equalized Tax Rate	1.46

Number of Members on Governing Body - 5

Grass Debt	.30
Net Debt	.02
Tax Levy Collected	95.85
Tax Levy Cancelled, Abated or Adjusted	2.10

1287. 3000

*includes County Health Services Taxes, County Vocational School Taxes, or County Open Space Tax. See Table 13.

Population 1990 3,640
 Population 1993 3,631
 S & P Rating
 Moody Rating

General Tax Rate Per \$100. 1.24
 State Equalized Tax Rate .91

HARDING TOWNSHIP - MORRIS COUNTY

Form of Government:

Township Committee

Number of Members on Governing Body - 5

PER CAPITA:

Gross Debt 1,274.25
 Net Debt 1,246.71
 Debt Service 123.80
 Total Tax Levy 2,371.55
 Municipal Expenditures 1,109.75

PER CENT:

Gross Debt .48
 Net Debt .47
 Tax Levy Collected 96.93
 Tax Levy Cancelled, Abated or Adjusted .11

EXPENDITURES		REVENUES-REALIZED		1993 PROPERTY TAX	
GENERAL GOVERNMENT				STATE EQUALIZED TAX RATE	
Governing Body & Public Boards		1993 Property Taxes Collected	8,563,399.13	Local District School Taxes	.33 3,177,735.00
Municipal Clerk		1993 Payments in Lieu of Taxes		Regional & Consolidated School Tax	
Financial Administration	38,100.00	Delinquent Tax & Lien Collections	272,401.86	School Taxes in Municipal Budget	
Assessment of Taxes	54,350.00	Business Personalty Replacement Taxes	18,701.36	County Taxes	.30 2,875,689.70
Collection of Taxes	44,900.00	Taxes From Public Utilities	458,786.00	County Library Taxes	
Planning, Housing & Development	108,900.00	Other Miscellaneous Tax Revenues		Local Municipal Purpose Taxes	.26 2,475,114.27
Human Resources	80,295.39	State Aid Revenues	113,850.39	Veteran & Senior Citizen Taxes	17,250.00
Elections		Federal Aid Revenues		Total Taxes for Rate Computation	.89 8,545,788.97
General Administration (other)	486,476.21			Special District Taxes	
JUDICIARY		Sale of Acquired Property		Bank Corp. Taxes	
Municipal Courts	91,166.78	Other Miscellaneous Revenues	329,965.37	Added and Omitted Taxes	82,573.14
PUBLIC SAFETY		Total	9,757,604.11	Total Taxes Levied - ABSTRACT	8,611,112.11
Fire Protection	13,782.80	Prior Years Surplus Appropriated	600,000.00	Total Taxes Billed	8,834,699.96
Police Protection	888,906.45	REVENUES TOTAL	10,357,604.11	1993 TAXES COLLECTED	8,563,899.13
Civil Defense & Disaster Control	3,000.00	Reserve For Uncollected Taxes	515,809.64	1993 Taxes Cancelled, Abated or Adjusted	9,619.10
Environmental Inspection & Control	56,600.00			Transfer to Tax Title Liens or Foreclosed	4,388.36
Other Public Safety		CAPITAL OUTLAY	TOTAL	Balance Outstanding Dec. 31, 1993	256,793.37
PUBLIC WORKS			154,272.05	PRIOR YEARS TAXES OUTSTANDING	
Streets and Drainage	430,500.00	Public Enterprises		Balance January 1, 1993	276,221.30
Sewers and Sewage Processing	17,000.00	Recreation-Culture		Collected in 1993	267,244.51
Garbage and Trash Disposal	40,880.00	Public Works	92,314.04	Cancelled, Abated or Adjusted 1993	
Public Buildings and Grounds	86,000.00	Buildings and Grounds	61,958.01	Transfers to Tax Title Liens or Foreclosed	
Other Public Works		Library and Education		Balance December 31, 1993	8,976.79
HEALTH and WELFARE		Conservation		TAX TITLE LIENS OUTSTANDING	
Health Services Except Environmental	136,120.00	All Other		Balance January 1, 1993	36,788.76
Welfare-Public Assistance	1,000.00			Transfer From Taxes	4,388.36
Hospital, Clinics, First Aid		CAPITAL DEBT AUTHORIZED, DECEMBER 31, 1993		Redeemed In 1993	5,157.35
Animal, Insect, & Rodent Control	4,000.00	ISSUED AND UNISSUED	GROSS DEBT	Cancelled, Abated or Adjusted (1993)	
Other Welfare Services		School		Transfer to Foreclosed Property	
RECREATION and CONSERVATION		Self-Liquidating	4,626,794	Balance December 31, 1993	36,019.77
Beaches and Boardwalks		Other	4,626,794	PROPERTY ACQUIRED BY DEED OR	
Parks, Playgrounds, Shade Trees		Total	4,626,794	FORECLOSURE	
Land Reclamation & Conservation	8,247.02	ISSUED AND OUTSTANDING		Balance January 1, 1993	
Other Recreational Services	4,000.00	School		Transfers From Taxes or Liens	
EDUCATION (excluding schools)		Self-Liquidating		Sale For Cash (1993)	
Libraries	19,000.00	Other	3,741,361.05	Cancelled, Abated or Adjusted (1993)	
Other Educational Services	1,500.00	Total	3,741,361.05	Balance December 31, 1993	
STATUTORY EXPENDITURES		EQUALIZED VALUATION BASIS		CURRENT FINANCES DECEMBER 31, 1993	
Pensions & F. I. C. A.	202,701.12	FOR NET DEBT COMPUTATION	966,293,127	ASSETS	
Employee Fringe Benefits	240,000.00	REAL PROPERTY VALUATIONS		Cash Dec. 31, 1993	1,278,486.79
Other Statutory Expenditures		Code Class # of Parcels % VAL'N	ASSESSED VALUATION	Taxes Receivable	265,770.16
CETA And Other Public Employment Programs		1 Vacant Land 210 4.89	34,408,800.00	Tax Title Liens	36,019.77
MUNICIPAL FUNCTIONS		2 Residential 1309 33.53	588,904,100.00	Foreclosed Property	
CAPITAL IMPROVEMENTS	TOTAL	3 Farm 177 5.19	36,540,426.00	Emergencies & Other Deferred Charges	
DEBT SERVICE	*MEMO*	4a Commercial 42 5.70	40,133,100.00	State and Federal Aid Receivable	1,580.25
Principal Payments	339,638.95	4b Industrial 3 .59	4,187,100.00	Other Receivables	2,729.88
Interest Payments	109,891.43	4c Apartments		Total	1,584,586.86
		Total	1741	LIABILITIES, RESERVES, AND SURPLUS	
DEFERRED CHARGES		Land Area 20.50 Sq. Miles		Cash Liabilities	519,937.71
SCHOOL, COUNTY, SPECIAL DISTRICT TAXES	6,053,424.73	Net Valuation Taxable-Municipal	705,816,682	Reserves for Receivables	304,519.31
RESERVE FOR UNCOLLECTED TAXES	515,809.64	Net Valuation Taxable-County	970,980,692	Surplus Dec. 31, 1993	760,129.34
EXPENDITURES	TOTAL	State Equalized Valuation	955,937,134	Total	1,584,586.86
	10,082,923.48	State Equalization Ratio	73.79		

Population 1990 1,235
 Population 1993 1,313
 S & P Rating BBB+
 Moody Rating

General Tax Rate Per \$100. 2.01
 State Equalized Tax Rate 1.91

HARDWICK TOWNSHIP - WARREN CO.

Form of Government:
 Township Committee

Number of Members on Governing Body - 3

PER CAPITA:

Gross Debt 832.46
 Net Debt 417.06
 Debt Service
 Total Tax Levy 1,379.33
 Municipal Expenditures 507.76

PER CENT:

Gross Debt 1.14
 Net Debt .57
 Tax Levy Collected 88.35
 Tax Levy Cancelled, Abated or Adjusted .30

EXPENDITURES		REVENUES-REAUZED		1993 PROPERTY TAX	
GENERAL GOVERNMENT				STATE EQUALIZED TAX RATE	
Governing Body & Public Boards		1993 Property Taxes Collected	1,604,791.51	Local District School Taxes	.40 373,373.00
Municipal Clerk		1993 Payments in Lieu of Taxes		Regional & Consolidated School Tax	.70 653,932.23
Financial Administration	18,890.00	Delinquent Tax & Lien Collections	212,346.71	School Taxes in Municipal Budget	
Assessment of Taxes	13,134.00	Business Personalty Replacement Taxes	8,734.56	County Taxes	.66 612,816.49
Collection of Taxes	10,213.00	Taxes From Public Utilities	96,011.00	County Library Taxes	.06 52,806.12
Planning, Housing & Development	35,655.50	Other Miscellaneous Tax Revenues		Local Municipal Purpose Taxes	.09 85,000.00
Human Resources	8,345.00	State Aid Revenues	89,510.26	Veteran & Senior Citizen Taxes	
Elections		Federal Aid Revenues		Total Taxes for Rate Computation	1.91 1,784,977.84
General Administration (other)	122,508.50			Special District Taxes	
JUDICIARY		Sale of Acquired Property		Bank Corp. Taxes	
Municipal Courts	10,000.00	Other Miscellaneous Revenues	90,579.61	Added and Omitted Taxes	33,135.77
PUBLIC SAFETY		Total	2,101,973.75	Total Taxes Levied - ABSTRACT	1,811,063.61
Fire Protection	5,505.00	Prior Years Surplus Appropriated	280,831.44	Total Taxes Billed	1,816,378.84
Police Protection	4,350.00	REVENUES TOTAL	2,382,805.19	1993 TAXES COLLECTED	1,604,791.61
Civil Defense & Disaster Control	1,000.00	Reserve For Uncollected Taxes	208,125.00	1993 Taxes Cancelled, Abated or Adjusted	5,403.46
Environmental Inspection & Control	11,400.00			Transfer to Tax Title Liens or Foreclosed	7,887.24
Other Public Safety		CAPITAL OUTLAY TOTAL	36,738.15	Balance Outstanding Dec. 31, 1993	198,296.53
PUBLIC WORKS				PRIOR YEARS TAXES OUTSTANDING	
Streets and Drainage	168,390.00	Public Enterprises		Balance January 1, 1993	160,261.18
Sewers and Sewage Processing		Recreation-Culture		Collected in 1993	157,727.39
Garbage and Trash Disposal	8,000.00	Public Works	10,000.00	Cancelled, Abated or Adjusted 1993	1,314.22
Public Buildings and Grounds	2,500.00	Buildings and Grounds	26,738.15	Transfers to Tax Title Liens or Foreclosed	428.29
Other Public Works		Library and Education		Balance December 31, 1993	791.28
HEALTH and WELFARE		Conservation		TAX TITLE UENS OUTSTANDING	
Health Services Except Environmental	550.00	All Other		Balance January 1, 1993	72,257.08
Welfare-Public Assistance	650.00			Transfer From Taxes	8,424.04
Hospital, Clinics, First Aid		CAPITAL DEBT AUTHORIZED, DECEMBER 31, 1993		Redeemed In 1993	54,619.32
Animal, Insect, & Rodent Control	2,738.00	ISSUED AND UNISSUED		Cancelled, Abated or Adjusted (1993)	
Other Welfare Services		School	545,424	Transfer to Foreclosed Property	
RECREATION and CONSERVATION		Self-Liquidating		Balance December 31, 1993	26,061.80
Beaches and Boardwalks		Other	547,600	PROPERTY ACQUIRED BY DEED OR	
Parks, Playgrounds, Shade Trees		Total	1,093,024	FORECLOSURE	
Land Reclamation & Conservation	3,852.26	ISSUED AND OUTSTANDING		Balance January 1, 1993	
Other Recreational Services	1,200.00	School	545,424.68	Transfers From Taxes or Liens	
EDUCATION (excluding schools)		Self-Liquidating		Sale For Cash (1993)	
Libraries	500.00	Other		Cancelled, Abated or Adjusted (1993)	
Other Educational Services	85.00	Total	545,424.68	Balance December 31, 1993	
STATUTORY EXPENDITURES		EQUAUZED VALUATION BASIS		CURRENT FINANCES DECEMBER 31, 1993	
Pensions & F. I. C. A.	12,557.68	FOR NET DEBT COMPUTATION	96,213,045	ASSETS	
Employee Fringe Benefits	8,043.49	REAL PROPERTY VALUATIONS		Cash Dec. 31, 1993	572,691.13
Other Statutory Expenditures	900.00	Code Class # of Parcels % VAL'N	ASSESSED VALUATION	Taxes Receivable	199,087.81
CETA And Other Public Employment Programs		1 Vacant Land 219 14.45	12,764,200.00	Tax Title Liens	26,061.80
MUNICIPAL FUNCTIONS TOTAL	450,967.43	2 Residential 356 63.81	56,381,800.00	Foreclosed Property	
CAPITAL IMPROVEMENTS *MEMO*	45,000.00	3 Farm 272 16.51	14,590,290.00	Emergencies & Other Deferred Charges	7,600.00
DEBT SERVICE		4a Commercial 5 4.66	4,117,200.00	State and Federal Aid Receivable	41,000.00
Principal Payments		4b Industrial 1 .58	508,200.00	Other Receivables	2,266.40
Interest Payments		4c Apartments		Total	848,707.14
DEFERRED CHARGES		Total 853	88,361,690.00	UABILITIES, RESERVES, AND SURPLUS	
SCHOOL, COUNTY, SPECIAL DISTRICT TAXES	7,600.00	Land Area 17.80 Sq. Miles		Cash Liabilities	215,067.26
RESERVE FOR UNCOLLECTED TAXES	1,692,927.84	Net Valuation Taxable-Municipal	88,708,606	Reserves for Receivables	227,506.63
EXPENDITURES TOTAL	2,359,620.27	Net Valuation Taxable-County	96,432,351	Surplus Dec. 31, 1993	406,133.25
		State Equalized Valuation	93,516,138		848,707.14
		State Equalization Rate	94.84		

1911

Population 1990 5,275
 Population 1993 5,392
 S & P Rating
 Moody Rating

General Tax Rate Per \$100. 4.83
 State Equalized Tax Rate 2.53

HARDYSTON TOWNSHIP - SUSSEX CO.

Form of Government:

Special Charter (P.L. 1985 c. 327)

Number of Members on Governing Body - 3

PER CAPITA:

Gross Debt 1,156.70
 Net Debt 408.78
 Debt Service 70.19
 Total Tax Levy 1,651.63
 Municipal Expenditures 771.14

PER CENT:

Gross Debt 1.75
 Net Debt .62
 Tax Levy Collected 93.93
 Tax Levy Cancelled, Abated or Adjusted .96

EXPENDITURES		REVENUES-REALIZED		1993 PROPERTY TAX	
GENERAL GOVERNMENT		1993 Property Taxes Collected		STATE EQUALIZED TAX RATE	
Governing Body & Public Boards			8,381,859.06	Local District School Taxes	.89
Municipal Clerk		1993 Payments in Lieu of Taxes		Regional & Consolidated School Tax	.57
Financial Administration	59,170.00	Delinquent Tax & Lien Collections	854,133.13	School Taxes in Municipal Budget	
Assessment of Taxes	45,695.00	Business Personality Replacement Taxes	43,946.68	County Taxes	.40
Collection of Taxes	160,635.00	Taxes From Public Utilities	395,667.76	County Library Taxes	.03
Planning, Housing & Development	32,145.00	Other Miscellaneous Tax Revenues		Local Municipal Purpose Taxes	.62
Human Resources	54,652.00	State Aid Revenues	468,986.90	Veteran & Senior Citizen Taxes	
Elections	2,700.00	Federal Aid Revenues		Total Taxes for Rate Computation	2.51
General Administration (other)	703,590.00			Special District Taxes	
JUDICIARY		Sale of Acquired Property		Bank Corp. Taxes	
Municipal Courts	64,000.00	Other Miscellaneous Revenues	428,390.59	Added and Omitted Taxes	50,550.27
PUBLIC SAFETY		Total	10,572,984.12	Total Taxes Levied - ABSTRACT	8,905,567.25
Fire Protection	54,482.00	Prior Years Surplus Appropriated	284,000.00	Total Taxes Billed	8,923,536.64
Police Protection	898,636.00	REVENUES	10,856,984.12	1993 TAXES COLLECTED	8,381,859.06
Civil Defense & Disaster Control	5,440.00	Reserve For Uncollected Taxes	810,162.00	1993 Taxes Cancelled, Abated or Adjusted	85,435.51
Environmental Inspection & Control	70,364.00	CAPITAL OUTLAY	679,275.00	Transfer to Tax Title Liens or Foreclosed	25,697.79
Other Public Safety		TOTAL	679,275.00	Balance Outstanding Dec. 31, 1993	430,544.29
PUBLIC WORKS				PRIOR YEARS TAXES OUTSTANDING	
Streets and Drainage	545,993.00	Public Enterprises		Balance January 1, 1993	989,948.15
Sewers and Sewage Processing		Recreation-Culture		Collected in 1993	785,231.83
Garbage and Trash Disposal	4,700.00	Public Works	679,275.00	Cancelled, Abated or Adjusted 1993	1,678.75
Public Buildings and Grounds	57,000.00	Buildings and Grounds		Transfers to Tax Title Liens or Foreclosed	71,912.12
Other Public Works	38,000.00	Library and Education		Balance December 31, 1993	131,125.45
HEALTH and WELFARE		Conservation		TAX TITLE LIENS OUTSTANDING	
Health Services Except Environmental	4,745.00	All Other		Balance January 1, 1993	19,688.06
Welfare-Public Assistance	2,705.00			Transfer From Taxes	104,477.43
Hospital, Clinics, First Aid		CAPITAL DEBT AUTHORIZED, DECEMBER 31, 1993		Redeemed In 1993	68,901.30
Animal, Insect, & Rodent Control	6,970.00	ISSUED AND UNISSUED		Cancelled, Abated or Adjusted (1993)	
Other Welfare Services		School	4,032,778	Transfer to Foreclosed Property	
RECREATION and CONSERVATION		Self-Liquidating		Balance December 31, 1993	55,264.19
Beaches and Boardwalks	1,000.00	Other	2,204,164	PROPERTY ACQUIRED BY DEED OR FORECLOSURE	
Parks, Playgrounds, Shade Trees	1,031.00	Total	6,236,942	Balance January 1, 1993	14,700.00
Land Reclamation & Conservation	19,000.00	ISSUED AND OUTSTANDING		Transfers From Taxes or Liens	
Other Recreational Services		School	4,032,778.71	Sale For Cash (1993)	
EDUCATION (excluding schools)		Self-Liquidating		Cancelled, Abated or Adjusted (1993)	
Libraries		Other	1,847,914.00	Balance December 31, 1993	14,700.00
Other Educational Services		Total	5,880,692.71	CURRENT FINANCES DECEMBER 31, 1993	
STATUTORY EXPENDITURES		EQUALIZED VALUATION BASIS		ASSETS	
Pensions & F. I. C. A.	133,750.00	FOR NET DEBT COMPUTATION	354,808,417	Cash Dec. 31, 1993	1,069,215.45
Employee Fringe Benefits		REAL PROPERTY VALUATIONS		Taxes Receivable	561,669.73
Other Statutory Expenditures	3,000.00	Code Class # of Parcels % VALN	ASSESSED VALUATION	Tax Title Liens	55,264.19
CETA And Other Public Employment Programs	2,969,403.00	1 Vacant Land 565 9.95	18,165,300.00	Foreclosed Property	14,700.00
MUNICIPAL FUNCTIONS		2 Residential 1990 72.74	132,750,075.00	Emergencies & Other Deferred Charges	
CAPITAL IMPROVEMENTS	19,000.00	3 Farm 174 3.33	6,081,300.00	State and Federal Aid Receivable	8,467.74
DEBT SERVICE		4a Commercial 98 8.38	16,200,300.00	Other Receivables	224,106.79
Principal Payments	309,916.40	4b Industrial 15 2.39	4,358,000.00	Total	1,933,423.90
Interest Payments	68,525.43	4c Apartments 4 2.71	6,949,100.00	LIABILITIES, RESERVES, AND SURPLUS	
DEFERRED CHARGES		Total	182,504,075.00	Cash Liabilities	256,316.26
SCHOOL, COUNTY, SPECIAL DISTRICT TAXES	6,667,766.98	Land Area 32.50 Sq. Miles	193,705,720	Reserves for Receivables	855,740.71
RESERVE FOR UNCOLLECTED TAXES	810,162.00	Net Valuation Taxable-Municipal	341,826,281	Surplus Dec. 31, 1993	821,366.93
EXPENDITURES	10,825,771.81	Net Valuation Taxable-County	350,091,102	Total	1,933,423.90
TOTAL		State Equalized Valuation	52.31		
		State Equalization Ratio			

General Tax Rate Per \$100.	1.76
State Equalized Tax Rate	1.79

Number of Members on Governing Body - 3

Gross Debt	17.22
Net Debt	17.22
Debt Service	1.54
Total Tax Levy	2,519.95
Municipal Expenditures	575.66

Gross Debt	.01
Net Debt	.01
Tax Levy Collected	96.70
Tax Levy Cancelled, Abated or Adjusted	.00

1987 / 3000

0224

Population 1990 4,623
 Population 1993 4,754
 S & P Rating A+
 Moody Rating A1

General Tax Rate Per \$100. 2.54
 State Equalized Tax Rate 2.24

HARRINGTON PARK BORO. - BERGEN CO.

Form of Government:
 Borough Council

Number of Members on Governing Body - 6

PER CAPITA:

Gross Debt 949.36
 Net Debt 739.68
 Debt Service 115.56
 Total Tax Levy 2,023.24
 Municipal Expenditures 845.38

PER CENT:

Gross Debt 1.05
 Net Debt .82
 Tax Levy Collected 98.35
 Tax Levy Cancelled, Abated or Adjusted .14

EXPENDITURES		REVENUES-REALIZED		1993 PROPERTY TAX	
GENERAL GOVERNMENT		1993 Property Taxes Collected		STATE EQUALIZED TAX RATE	
Governing Body & Public Boards			9,492,410.00	Local District School Taxes	.99
Municipal Clerk				Regional & Consolidated School Tax	.44
Financial Administration	36,470.00			School Taxes in Municipal Budget	
Assessment of Taxes	12,426.00			County Taxes	.27
Collection of Taxes	28,964.00			County Library Taxes	
Planning, Housing & Development	36,226.00			Local Municipal Purpose Taxes	.53
Human Resources	77,503.00			Veteran & Senior Citizen Taxes	
Elections				Total Taxes for Rate Computation	2.23
General Administration (other)	309,976.00			Special District Taxes	
JUDICIARY				Bank Corp. Taxes	
Municipal Courts	49,243.00			Added and Omitted Taxes	
PUBLIC SAFETY				Total Taxes Levied - ABSTRACT	
Fire Protection	112,304.00			Total Taxes Billed	
Police Protection	825,442.00			1993 TAXES COLLECTED	
Civil Defense & Disaster Control	200.00			1993 Taxes Cancelled, Abated or Adjusted	
Environmental Inspection & Control	35,559.00			Transfer to Tax Title Liens or Foreclosed	
Other Public Safety				Balance Outstanding Dec. 31, 1993	
PUBLIC WORKS					
Streets and Drainage	284,524.00			PRIOR YEARS TAXES OUTSTANDING	
Sewers and Sewage Processing	258,202.00			Balance January 1, 1993	
Garbage and Trash Disposal	456,800.00			Collected in 1993	
Public Buildings and Grounds	5,950.00			Cancelled, Abated or Adjusted 1993	
Other Public Works	38,500.00			Transfers to Tax Title Liens or Foreclosed	
HEALTH and WELFARE				Balance December 31, 1993	
Health Services Except Environmental	31,217.00			TAX TITLE LIENS OUTSTANDING	
Welfare-Public Assistance	596.00			Balance January 1, 1993	
Hospital, Clinics, First Aid				Transfer From Taxes	
Animal, Insect, & Rodent Control	3,029.00			Redeemed In 1993	
Other Welfare Services				Cancelled, Abated or Adjusted (1993)	
RECREATION and CONSERVATION				Transfer to Foreclosed Property	
Beaches and Boardwalks	14,589.00			Balance December 31, 1993	
Parks, Playgrounds, Shade Trees	185,395.00			PROPERTY ACQUIRED BY DEED OR FORECLOSURE	
Land Reclamation & Conservation				Balance January 1, 1993	
Other Recreational Services				Transfers From Taxes or Liens	
EDUCATION (excluding schools)				Sale For Cash (1993)	
Libraries	141,157.00			Cancelled, Abated or Adjusted (1993)	
Other Educational Services				Balance December 31, 1993	
STATUTORY EXPENDITURES				CURRENT FINANCES DECEMBER 31, 1993	
Pensions & F. I. C. A.	136,434.00			ASSETS	
Employee Fringe Benefits	144,881.00			Cash Dec. 31, 1993	
Other Statutory Expenditures				Taxes Receivable	
CETA And Other Public Employment Programs	3,225,587.00			Tax Title Liens	
MUNICIPAL FUNCTIONS				Foreclosed Property	
CAPITAL IMPROVEMENTS				Emergencies & Other Deferred Charges	
DEBT SERVICE				State and Federal Aid Receivable	
Principal Payments	355,000.00			Other Receivables	
Interest Payments	194,395.00			Total	
DEFERRED CHARGES	6,100.00			LIABILITIES, RESERVES, AND SURPLUS	
SCHOOL, COUNTY, SPECIAL DISTRICT TAXES	7,274,819.66			Cash Liabilities	
RESERVE FOR UNCOLLECTED TAXES	237,840.00			Reserves for Receivables	
EXPENDITURES				Surplus Dec. 31, 1993	
TOTAL	11,293,741.66			Total	

0904

Population 1990 13,425
 Population 1993 13,148
 S & P Rating
 Moody Rating A

General Tax Rate Per \$100. 2.91
 State Equalized Tax Rate 2.53

HARRISON TOWN - HUDSON COUNTY

Form of Government:

Town Council

Number of Members on Governing Body - 9

PER CAPITA:

Gross Debt 738.77
 Net Debt 344.27
 Debt Service 80.22
 Total Tax Levy 1,169.12
 Municipal Expenditures 1,506.75

PER CENT:

Gross Debt 1.57
 Net Debt .73
 Tax Levy Collected 93.22
 Tax Levy Cancelled, Abated or Adjusted .01

EXPENDITURES		REVENUES-REALIZED		1993 PROPERTY TAX	
GENERAL GOVERNMENT				STATE EQUALIZED TAX RATE 1.13	
Governing Body & Public Boards	14,500.00	1993 Property Taxes Collected	14,343,553.36	Local District School Taxes	6,855,896.00
Municipal Clerk	258,000.00	1993 Payments in Lieu of Taxes	61,911.78	Regional & Consolidated School Tax	
Financial Administration	276,900.00	Delinquent Tax & Lien Collections	778,564.32	School Taxes in Municipal Budget	.09 554,150.00
Assessment of Taxes	455,376.75	Business Personalty Replacement Taxes	1,109,919.00	County Taxes	.68 4,112,134.94
Collection of Taxes	79,700.00	Taxes From Public Utilities	7,213,075.71	County Library Taxes	
Planning, Housing & Development	24,000.00	Other Miscellaneous Tax Revenues		Local Municipal Purpose Taxes	.63 3,826,483.97
Human Resources	410,932.12	State Aid Revenues	3,693,850.39	Veteran & Senior Citizen Taxes	68,700.00
Elections	7,841.44	Federal Aid Revenues		Total Taxes for Rate Computation	2.53 15,417,364.91
General Administration (other)	947,550.00			Special District Taxes	
JUDICIARY		Sale of Acquired Property		Bank Corp. Taxes	
Municipal Courts	255,000.00	Other Miscellaneous Revenues	1,785,760.77	Added and Omitted Taxes	22,865.43
PUBLIC SAFETY				Total Taxes Levied - ABSTRACT	15,371,530.34
Fire Protection	3,416,861.38		28,986,635.33	Total Taxes Billed	15,387,409.66
Police Protection	3,111,645.75	Prior Years Surplus Appropriated	1,500,000.00	1993 TAXES COLLECTED	14,343,553.36
Civil Defense & Disaster Control	7,500.00	REVENUES TOTAL	30,486,635.33	1993 Taxes Cancelled, Abated or Adjusted	2,222.05
Environmental Inspection & Control	152,774.89	Reserve For Uncollected Taxes	946,000.00	Transfer to Tax Title Liens or Foreclosed	36,808.69
Other Public Safety	32,000.00	CAPITAL OUTLAY TOTAL	839,757.24	Balance Outstanding Dec. 31, 1993	1,004,825.57
PUBLIC WORKS				PRIOR YEARS TAXES OUTSTANDING	
Streets and Drainage	1,312,150.00	Public Enterprises	932.92	Balance January 1, 1993	875,093.90
Sewers and Sewage Processing	1,275,000.00	Recreation-Culture	300,696.58	Collected in 1993	710,441.44
Garbage and Trash Disposal	750,000.00	Public Works	48,396.70	Cancelled, Abated or Adjusted 1993	12,589.39
Public Buildings and Grounds	337,000.00	Buildings and Grounds	316,278.41	Transfers to Tax Title Liens or Foreclosed	8,395.37
Other Public Works		Library and Education	173,452.63	Balance December 31, 1993	143,667.70
HEALTH and WELFARE		Conservation		TAX TITLE LIENS OUTSTANDING	
Health Services Except Environmental	331,074.00	All Other		Balance January 1, 1993	147,569.69
Welfare-Public Assistance	68,350.00			Transfer From Taxes	46,358.04
Hospital, Clinics, First Aid	15,500.00	CAPITAL DEBT AUTHORIZED, DECEMBER 31, 1993		Redeemed In 1993	68,122.38
Animal, Insect, & Rodent Control	8,500.00	ISSUED AND UNISSUED		Cancelled, Abated or Adjusted (1993)	2,444.82
Other Welfare Services		School	5,051,897	Transfer to Foreclosed Property	
RECREATION and CONSERVATION		Self-Liquidating	135,000	Balance December 31, 1993	123,360.03
Beaches and Boardwalks		Other	4,526,400	PROPERTY ACQUIRED BY DEED OR	
Parks, Playgrounds, Shade Trees	354,500.00	Total	9,713,297	FORECLOSURE	
Land Reclamation & Conservation	42,072.13	ISSUED AND OUTSTANDING		Balance January 1, 1993	71,700.00
Other Recreational Services	280,850.00	School	4,620,000.00	Transfers From Taxes or Liens	
EDUCATION (excluding schools)		Self-Liquidating		Sale For Cash (1993)	
Libraries	204,800.00	Other	1,761,650.00	Cancelled, Abated or Adjusted (1993)	
Other Educational Services	2,000.00	Total	6,381,650.00	Balance December 31, 1993	71,700.00
STATUTORY EXPENDITURES		EQUALIZED VALUATION BASIS		CURRENT FINANCES DECEMBER 31, 1993	
Pensions & F. I. C. A.	1,072,567.52	FOR NET DEBT COMPUTATION	618,360,337	ASSETS	
Employee Fringe Benefits	2,300,000.00	REAL PROPERTY VALUATIONS		Cash Dec. 31, 1993	5,220,468.17
Other Statutory Expenditures		Code Class # of Parcels % VAL'N	ASSESSED VALUATION	Taxes Receivable	1,148,493.27
CETA And Other Public Employment Programs		1 Vacant Land 81 .84	4,398,450.00	Tax Title Liens	123,360.03
MUNICIPAL FUNCTIONS		2 Residential 1926 48.83	256,633,196.00	Foreclosed Property	71,700.00
CAPITAL IMPROVEMENTS	17,804,945.98	3 Farm		Emergencies & Other Deferred Charges	
DEBT SERVICE		4a Commercial 277 12.87	67,645,500.00	State and Federal Aid Receivable	3,395.89
Principal Payments	683,000.00	4b Industrial 80 33.08	173,846,100.00	Other Receivables	20,691.59
Interest Payments	371,742.66	4c Apartments 75 4.38	23,045,600.00	Total	6,588,108.94
TYPE I SCHL DEBT *MEMO	728,633.25	Total	525,563,846.00	LIABILITIES, RESERVES, AND SURPLUS	
DEFERRED CHARGES	5,000.00	Land Area 1.20 Sq. Miles		Cash Liabilities	2,774,888.34
SCHOOL, COUNTY, SPECIAL DISTRICT TAXES	11,522,180.94	Net Valuation Taxable-Municipal	526,956,678	Reserves for Receivables	1,364,244.83
RESERVE FOR UNCOLLECTED TAXES	946,000.00	Net Valuation Taxable-County	657,662,123	Surplus Dec. 31, 1993	2,448,975.72
EXPENDITURES TOTAL	31,332,869.53	State Equalized Valuation	605,837,339	Total	6,588,108.94
		State Equalization Ratio	86.95		

1987 3000

* ABOVE DEBT SERVICE INCLUDES TYPE I SCHOOL DEBT

0808

Population 1990 4,715
 Population 1993 6,188
 S & P Rating
 Moody Rating 3AA1

General Tax Rate Per \$100. 2.00
 State Equalized Tax Rate 2.07

HARRISON TWP. - GLOUCESTER COUNTY

Form of Government
 Township Committee

Number of Members on Governing Body - 3

PER CAPITA:

Gross Debt 2,581.12
 Net Debt 542.75
 Debt Service 15.26
 Total Tax Levy 1,016.26
 Municipal Expenditures 386.45

PER CENT.

Gross Debt 6.39
 Net Debt 1.34
 Tax Levy Collected 95.02
 Tax Levy Cancelled, Abated or Adjusted .51

EXPENDITURES		REVENUES-REALIZED		1993 PROPERTY TAX	
GENERAL GOVERNMENT		1993 Property Taxes Collected		STATE EQUALIZED TAX RATE	
Governing Body & Public Boards			6,006,586.63	Local District School Taxes	.71
Municipal Clerk				Regional & Consolidated School Tax	.57
Financial Administration	58,142.00			School Taxes in Municipal Budget	
Assessment of Taxes	34,364.00			County Taxes	.59
Collection of Taxes	28,923.00			County Library Taxes	.03
Planning, Housing & Development	63,509.00			Local Municipal Purpose Taxes	.16
Human Resources	58,080.09			Veteran & Senior Citizen Taxes	
Elections	2,475.00			Total Taxes for Rate Computation	2.06
General Administration (other)	212,865.00			Special District Taxes	
JUDICIARY				Bank Corp. Taxes	
Municipal Courts	54,001.00			Added and Omitted Taxes	
PUBLIC SAFETY				Total Taxes Levied - ABSTRACT	
Fire Protection				Total Taxes Billed	
Police Protection	444,593.60			1993 TAXES COLLECTED	
Civil Defense & Disaster Control	2,250.00			1993 Taxes Cancelled, Abated or Adjusted	
Environmental Inspection & Control	87,441.00			Transfer to Tax Title Liens or Foreclosed	
Other Public Safety				Balance Outstanding Dec. 31, 1993	
PUBLIC WORKS					
Streets and Drainage	75,992.00			PRIOR YEARS TAXES OUTSTANDING	
Sewers and Sewage Processing				Balance January 1, 1993	
Garbage and Trash Disposal	321,500.00			Collected in 1993	
Public Buildings and Grounds	58,831.00			Cancelled, Abated or Adjusted 1993	
Other Public Works				Transfers to Tax Title Liens or Foreclosed	
HEALTH and WELFARE				Balance December 31, 1993	
Health Services Except Environmental	2,010.00			TAX TITLE LIENS OUTSTANDING	
Welfare-Public Assistance	5,660.00			Balance January 1, 1993	
Hospital, Clinics, First Aid				Transfer From Taxes	
Animal, Insect, & Rodent Control				Redeemed In 1993	
Other Welfare Services				Cancelled, Abated or Adjusted (1993)	
RECREATION and CONSERVATION				Transfer to Foreclosed Property	
Beaches and Boardwalks				Balance December 31, 1993	
Parks, Playgrounds, Shade Trees	3,185.00			PROPERTY ACQUIRED BY DEED OR	
Land Reclamation & Conservation	67,366.50			FORECLOSURE	
Other Recreational Services				Balance January 1, 1993	
EDUCATION (excluding schools)				Transfers From Taxes or Liens	
Libraries				Sale For Cash (1993)	
Other Educational Services	1,450.00			Cancelled, Abated or Adjusted (1993)	
STATUTORY EXPENDITURES				Balance December 31, 1993	
Pensions & F. I. C. A.	117,727.00			CURRENT FINANCES DECEMBER 31, 1993	
Employee Fringe Benefits	107,000.00			ASSETS	
Other Statutory Expenditures				Cash Dec. 31, 1993	
CETA And Other Public Employment Programs				Taxes Receivable	
MUNICIPAL FUNCTIONS				Tax Title Liens	
CAPITAL IMPROVEMENTS				Foreclosed Property	
DEBT SERVICE				Emergencies & Other Deferred Charges	
Principal Payments	54,016.60			State and Federal Aid Receivable	
Interest Payments	40,431.47			Other Receivables	
DEFERRED CHARGES				Total	
SCHOOL, COUNTY, SPECIAL DISTRICT TAXES				LIABILITIES, RESERVES, AND SURPLUS	
RESERVE FOR UNCOLLECTED TAXES				Cash Liabilities	
EXPENDITURES				Reserves for Receivables	
TOTAL				Surplus Dec. 31, 1993	
				Total	

1509

Population 1990 362
 Population 1993 349
 S & P Rating
 Moody Rating

General Tax Rate Per \$100. 1.08
 State Equalized Tax Rate 1.15

HARVEY CEDARS BOROUGH - OCEAN CO.

Form of Government:

Commission (1911)

Number of Members on Governing Body - 3

PER CAPITA:

Gross Debt 8,686.40
 Net Debt 6,037.97
 Debt Service 432.42
 Total Tax Levy 1,946.85
 Municipal Expenditures 5,771.10

PER CENT:

Gross Debt .30
 Net Debt .56
 Tax Levy Collected 95.99
 Tax Levy Cancelled, Abated or Adjusted

EXPENDITURES		REVENUES-REALIZED		1993 PROPERTY TAX	
GENERAL GOVERNMENT				STATE EQUALIZED TAX RATE →	
Governing Body & Public Boards	23,699.00	1993 Property Taxes Collected	4,002,065.53	Local District School Taxes	
Municipal Clerk	23,405.60	1993 Payments in Lieu of Taxes		Regional & Consolidated School Tax	.22 788,941.44
Financial Administration	29,400.00	Delinquent Tax & Lien Collections	130,772.66	School Taxes in Municipal Budget	.11 385,878.83
Assessment of Taxes	31,650.00	Business Personalty Replacement Taxes	3,144.07	County Taxes	.44 1,577,523.48
Collection of Taxes	8,000.00	Taxes From Public Utilities	100,460.37	County Library Taxes	.04 137,732.77
Planning, Housing & Development	50,600.00	Other Miscellaneous Tax Revenues		Local Municipal Purpose Taxes	.35 1,271,200.00
Human Resources	500.00	State Aid Revenues	19,075.00	Veteran & Senior Citizen Taxes	
Elections	117,334.00	Federal Aid Revenues		Total Taxes for Rate Computation	1.16 4,166,776.52
General Administration (other)				Special District Taxes	
JUDICIARY				Bank Corp. Taxes	
Municipal Courts	12,050.00	Sale of Acquired Property		Added and Omitted Taxes	8,172.63
PUBLIC SAFETY		Other Miscellaneous Revenues	282,966.46	Total Taxes Levied - ABSTRACT	4,169,449.15
Fire Protection	13,702.40	Total	4,538,484.09	Total Taxes Billed	4,169,449.15
Police Protection	400,638.00	Prior Years Surplus Appropriated	200,000.00	1993 TAXES COLLECTED	4,002,065.53
Civil Defense & Disaster Control	3,747.00	REVENUES TOTAL	4,738,484.09	1993 Taxes Cancelled, Abated or Adjusted	
Environmental Inspection & Control	6,725.00	Reserve For Uncollected Taxes	260,975.00	Transfer to Tax Title Liens or Foreclosed	
Other Public Safety		CAPITAL OUTLAY TOTAL	510,091.74	Balance Outstanding Dec. 31, 1993	167,383.62
PUBLIC WORKS				PRIOR YEARS TAXES OUTSTANDING	
Streets and Drainage	134,347.00	Public Enterprises	10,130.42	Balance January 1, 1993	131,753.19
Sewers and Sewage Processing		Recreation-Culture	428,314.74	Collected in 1993	130,772.66
Gorbage and Trsh Disposol	247,000.00	Public Works	65,215.49	Cancelled, Abated or Adjusted 1993	
Public Buildings and Grounds	35,433.00	Buildings and Grounds	6,431.09	Transfers to Tax Title Liens or Foreclosed	
Other Public Works		Library and Education		Balance December 31, 1993	980.53
HEALTH and WELFARE		Conservation		TAX TITLE LIENS OUTSTANDING	
Health Services Except Environmental	24,950.00	All Other		Balance January 1, 1993	
Welfare-Public Assistance		CAPITAL DEBT AUTHORIZED, DECEMBER 31, 1993		Transfer From Taxes	
Hospital, Clinics, First Aid	4,000.00	ISSUED AND UNISSUED		Redeemed In 1993	
Animal, Insect, & Rodent Control	3,021.00	School	84,021	Cancelled, Abated or Adjusted (1993)	
Other Welfare Services		Self-Liquidating	840,282	Transfer to Foreclosed Property	
RECREATION and CONSERVATION		Other	2,107,249	Balance December 31, 1993	
Beaches and Boardwalks	124,119.00	Total	3,031,553	PROPERTY ACQUIRED BY DEED OR FORECLOSURE	
Parks, Playgrounds, Shade Trees				Balance January 1, 1993	9,465.00
Land Reclamation & Conservation	67,000.00	ISSUED AND OUTSTANDING		Transfers From Taxes or Liens	
Other Recreational Services	13,450.00	School	84,021.19	Sale For Cash (1993)	
EDUCATION (excluding schools)		Self-Liquidating	692,000.00	Cancelled, Abated or Adjusted (1993)	
Libraries		Other	1,858,000.00	Balance December 31, 1993	9,465.00
Other Educational Services		Total	2,634,021.19	CURRENT FINANCES DECEMBER 31, 1993	
STATUTORY EXPENDITURES		EQUALIZED VALUATION BASIS		ASSETS	
Pensions & F. I. C. A.	68,420.00	FOR NET DEBT COMPUTATION	378,394,224	Cash Dec. 31, 1993	833,915.95
Employee Fringe Benefits	105,834.00	REAL PROPERTY VALUATIONS		Taxes Receivable	168,364.15
Other Statutory Expenditures	3,200.00	Code Class # of Parcels % VAL'N		Tax Title Liens	
CETA And Other Public Employment Programs		1 Vacant Land 149 4.54	17,509,100.00	Foreclosed Property	9,465.00
MUNICIPAL FUNCTIONS TOTAL	1,552,225.00	2 Residential 1084 93.19	359,265,200.00	Emergencies & Other Deferred Charges	141,389.00
CAPITAL IMPROVEMENTS *MEMO*	20,000.00	3 Farm		State and Federal Aid Receivable	
DEBT SERVICE		4a Commercial 27 2.27	3,733,100.00	Other Receivables	3,917.87
Principal Payments	50,000.00	4b Industrial		Total	1,157,051.97
Interest Payments	100,915.50	4c Apartments		LIABILITIES, RESERVES, AND SURPLUS	
DEFERRED CHARGES	50,000.00	Total 1260	395,507,400.00	Cash Liabilities	558,091.27
SCHOOL, COUNTY, SPECIAL DISTRICT TAXES	2,890,076.52	Land Area .55 Sq. Miles		Reserves for Receivables	181,391.12
RESERVE FOR UNCOLLECTED TAXES	260,975.00	Net Valuation Taxable-Municipal	386,389,600	Surplus Dec. 31, 1993	417,569.58
EXPENDITURES TOTAL	4,906,192.02	Net Valuation Taxable-County	373,879,160	Total	1,157,051.97
		State Equalized Valuation	362,047,087		
		State Equalization Ratio	106.74		

0225

Population 1990 11,488
 Population 1993 11,586
 S & P Rating
 Moody Rating A

General Tax Rate Per \$100.

2.89

State Equalized Tax Rate

2.22

HASBROUCK HEIGHTS BORO. - BERGEN CO.

Form of Government:

Borough Council

Number of Members on Governing Body - 6

PER CAPITA:

Gross Debt 477.62

Net Debt 389.49

Debt Service 50.35

Total Tax Levy 1,713.48

Municipal Expenditures 900.69

PER CENT:

Gross Debt .60

Net Debt .49

Tax Levy Collected 95.66

Tax Levy Cancelled, Abated
or Adjusted 2.08

EXPENDITURES		REVENUES-REALIZED		1993 PROPERTY TAX	
GENERAL GOVERNMENT		1993 Property Taxes Collected		STATE EQUALIZED TAX RATE 1.13	
Governing Body & Public Boards		1993 Payments in Lieu of Taxes	19,021,360.80	Local District School Taxes	10,089,646.50
Municipal Clerk	30,000.00	Delinquent Tax & Lien Collections	286,601.64	Regional & Consolidated School Tax	
Financial Administration	729,716.19	Business Personality Replacement Taxes	103,310.06	School Taxes in Municipal Budget	
Assessment of Taxes	64,359.30	Taxes From Public Utilities	853,058.61	County Taxes	2,445,573.29
Collection of Taxes	45,400.00	Other Miscellaneous Tax Revenues		County Library Taxes	
Planning, Housing & Development	122,928.00	State Aid Revenues	1,043,738.62	Local Municipal Purpose Taxes	7,265,585.97
Human Resources	7,600.00	Federal Aid Revenues		Veteran & Senior Citizen Taxes	118,850.00
Elections	819,215.65			Total Taxes for Rate Computation	2.21 19,919,655.76
General Administration (other)				Special District Taxes	
JUDICIARY				Bank Corp. Taxes	
Municipal Courts	97,215.00			Added and Omitted Taxes	16,784.91
PUBLIC SAFETY				Total Taxes Levied - ABSTRACT	19,817,590.67
Fire Protection	219,071.20	Sale of Acquired Property	550,855.09	Total Taxes Billed	19,884,492.35
Police Protection	2,289,362.97	Other Miscellaneous Revenues	21,858,924.82	1993 TAXES COLLECTED	19,021,360.80
Civil Defense & Disaster Control	2,000.00	Prior Years Surplus Appropriated	500,000.00	1993 Taxes Cancelled, Abated or Adjusted	413,046.59
Environmental Inspection & Control	63,241.92	REVENUES TOTAL	22,358,924.82	Transfer to Tax Title Liens or Foreclosed	4,754.05
Other Public Safety		Reserve For Uncollected Taxes	804,705.28	Balance Outstanding Dec. 31, 1993	444,790.48
PUBLIC WORKS		CAPITAL OUTLAY TOTAL	454,914.48	PRIOR YEARS TAXES OUTSTANDING	
Streets and Drainage	414,283.00			Balance January 1, 1993	1,045,625.15
Sewers and Sewage Processing	1,011,957.25	Public Enterprises		Collected in 1993	267,325.11
Garbage and Trash Disposal	1,038,750.00	Recreation-Culture		Cancelled, Abated or Adjusted 1993	374,400.48
Public Buildings and Grounds	56,100.00	Public Works	220,852.87	Transfers to Tax Title Liens or Foreclosed	
Other Public Works	38,414.55	Buildings and Grounds	234,061.61	Balance December 31, 1993	403,899.56
HEALTH and WELFARE		Library and Education		TAX TITLE LIENS OUTSTANDING	
Health Services Except Environmental	57,724.89	Conservation		Balance January 1, 1993	43,186.30
Welfare-Public Assistance	15,059.00	All Other		Transfer From Taxes	4,754.05
Hospital, Clinics, First Aid				Redeemed In 1993	
Animal, Insect, & Rodent Control	11,667.00			Cancelled, Abated or Adjusted (1993)	
Other Welfare Services				Transfer to Foreclosed Property	
RECREATION and CONSERVATION				Balance December 31, 1993	47,940.35
Beaches and Boardwalks				PROPERTY ACQUIRED BY DEED OR	
Parks, Playgrounds, Shade Trees	281,200.00			FORECLOSURE	
Land Reclamation & Conservation	324,547.62			Balance January 1, 1993	304,730.00
Other Recreational Services	79,744.00			Transfers From Taxes or Liens	
EDUCATION (excluding schools)				Sale For Cash (1993)	
Libraries	325,364.00			Cancelled, Abated or Adjusted (1993)	
Other Educational Services				Balance December 31, 1993	304,730.00
STATUTORY EXPENDITURES				CURRENT FINANCES DECEMBER 31, 1993	
Pensions & F. I. C. A.	178,672.78			ASSETS	
Employee Fringe Benefits	617,508.09			Cash Dec. 31, 1993	1,283,506.66
Other Statutory Expenditures				Taxes Receivable	848,690.04
CETA And Other Public Employment Programs				Tax Title Liens	47,940.35
MUNICIPAL FUNCTIONS TOTAL	8,941,102.41			Foreclosed Property	304,730.00
CAPITAL IMPROVEMENTS *MEMO*	25,000.00			Emergencies & Other Deferred Charges	242,602.71
DEBT SERVICE				State and Federal Aid Receivable	2,034.10
Principal Payments	366,500.00			Other Receivables	8,412.02
Interest Payments	216,872.10			Total	2,737,915.88
DEFERRED CHARGES	106,262.80			LIABILITIES, RESERVES, AND SURPLUS	
SCHOOL, COUNTY, SPECIAL DISTRICT TAXES	12,535,219.79			Cash Liabilities	845,678.03
RESERVE FOR UNCOLLECTED TAXES	804,705.28			Reserves for Receivables	1,209,772.41
EXPENDITURES TOTAL	22,970,662.38			Surplus Dec. 31, 1993	682,465.44
				Total	2,737,915.88

0226

Population 1990 3,384
 Population 1993 3,446
 S & P Rating
 Moody Rating AAA

General Tax Rate Per \$100.

2.15

State Equalized Tax Rate

2.08

HAWORTH BOROUGH - BERGEN COUNTY

Form of Government:

Borough Council

Number of Members on Governing Body - 6

PER CAPITA

Gross Debt 2,371.08
 Net Debt 1,944.02
 Debt Service 201.10
 Total Tax Levy 2,474.12
 Municipal Expenditures 1,119.99

PER CENT.

Gross Debt 1.96
 Net Debt 1.61
 Tax Levy Collected 99.13
 Tax Levy Cancelled, Abated
 or Adjusted .11

EXPENDITURES		REVENUES-REALIZED		1993 PROPERTY TAX	
GENERAL GOVERNMENT				STATE EQUALIZED TAX RATE	
Governing Body & Public Boards		1993 Property Taxes Collected	8,472,247.00	Local District School Taxes .68	2,811,357.00
Municipal Clerk	73,487.00	1993 Payments in Lieu of Taxes		Regional & Consolidated School Tax .48	1,954,097.63
Financial Administration	16,983.00	Delinquent Tax & Lien Collections	78,443.00	School Taxes in Municipal Budget	
Assessment of Taxes	29,303.00	Business Personalty Replacement Taxes	19,974.00	County Taxes .28	1,131,554.62
Collection of Taxes	8,850.00	Taxes From Public Utilities	637,102.00	County Library Taxes	
Planning, Housing & Development	51,909.00	Other Miscellaneous Tax Revenues		Local Municipal Purpose Taxes .64	2,616,442.00
Human Resources	1,000.00	State Aid Revenues	177,131.00	Veteran & Senior Citizen Taxes	19,150.00
Elections	241,000.00	Federal Aid Revenues		Total Taxes for Rate Computation 2.08	8,532,601.25
General Administration (other)	55,069.00			Special District Taxes	
JUDICIARY		Sale of Acquired Property	225,605.00	Bank Corp. Taxes	
Municipal Courts	90,850.00	Other Miscellaneous Revenues	9,610,502.00	Added and Omitted Taxes	12,379.00
PUBLIC SAFETY		Total	9,780,502.00	Total Taxes Levied - ABSTRACT	8,525,830.25
Fire Protection	741,947.00	Prior Years Surplus Appropriated	170,000.00	Total Taxes Billed	8,546,278.00
Police Protection	420.00	REVENUES TOTAL	9,780,502.00	1993 TAXES COLLECTED	8,472,247.00
Civil Defense & Disaster Control	19,683.00	Reserve For Uncollected Taxes	117,188.00	1993 Taxes Cancelled, Abated or Adjusted	9,097.00
Environmental Inspection & Control		CAPITAL OUTLAY TOTAL	166,116.00	Transfer to Tax Title Liens or Foreclosed	1,172.00
Other Public Safety				Balance Outstanding Dec. 31, 1993	63,762.00
PUBLIC WORKS				PRIOR YEARS TAXES OUTSTANDING	
Streets and Drainage	461,518.00	Public Enterprises		Balance January 1, 1993	78,487.00
Sewers and Sewage Processing	290,641.00	Recreation-Culture		Collected in 1993	78,443.00
Garbage and Trash Disposal	318,353.00	Public Works	45,131.00	Cancelled, Abated or Adjusted 1993	
Public Buildings and Grounds	41,525.00	Buildings and Grounds	120,985.00	Transfers to Tax Title Liens or Foreclosed	
Other Public Works	15,000.00	Library and Education		Balance December 31, 1993	44.00
HEALTH and WELFARE		Conservation		TAX TITLE LIENS OUTSTANDING	
Health Services Except Environmental	17,223.00	All Other		Balance January 1, 1993	10,061.00
Welfare-Public Assistance	2,000.00			Transfer From Taxes	1,172.00
Hospital, Clinics, First Aid	500.00	CAPITAL DEBT AUTHORIZED, DECEMBER 31, 1993		Redeemed in 1993	
Animal, Insect, & Rodent Control		ISSUED AND UNISSUED		Cancelled, Abated or Adjusted (1993)	
Other Welfare Services		School	1,234,735	Transfer to Foreclosed Property	
RECREATION and CONSERVATION		Self-Liquidating	6,936,022	Balance December 31, 1993	11,233.00
Beaches and Boardwalks	39,000.00	Other	8,170,757	PROPERTY ACQUIRED BY DEED OR	
Parks, Playgrounds, Shade Trees	6,886.00	Total	6,699,108	FORECLOSURE	
Land Reclamation & Conservation	15,350.00			Balance January 1, 1993	42,335.00
Other Recreational Services		ISSUED AND OUTSTANDING		Transfers From Taxes or Liens	
EDUCATION (excluding schools)		School	995,000.00	Sale For Cash (1993)	
Libraries	140,000.00	Self-Liquidating	6,927,672.00	Cancelled, Abated or Adjusted (1993)	
Other Educational Services	500.00	Other	7,922,672.00	Balance December 31, 1993	42,335.00
STATUTORY EXPENDITURES		Total		CURRENT FINANCES DECEMBER 31, 1993	
Pensions & F. I. C. A.	162,460.00	EQUALIZED VALUATION BASIS		ASSETS	
Employee Fringe Benefits	188,500.00	FOR NET DEBT COMPUTATION	417,073,742	Cash Dec. 31, 1993	614,396.00
Other Statutory Expenditures		REAL PROPERTY VALUATIONS		Taxes Receivable	63,806.00
CETA And Other Public Employment Programs		Code Class # of Parcels % VALN		Tax Title Liens	11,233.00
MUNICIPAL FUNCTIONS		1 Vacant Land 55 3.13		Foreclosed Property	42,335.00
CAPITAL IMPROVEMENTS	20,000.00	2 Residential 1114 85.77		Emergencies & Other Deferred Charges	37,479.00
DEBT SERVICE		3 Farm		State and Federal Aid Receivable	
Principal Payments	228,997.00	4a Commercial 44 11.10		Other Receivables	29,201.00
Interest Payments	463,993.00	4b Industrial		Total	798,450.00
DEFERRED CHARGES	19,347.00	4c Apartments		LIABILITIES, RESERVES, AND SURPLUS	
SCHOOL, COUNTY, SPECIAL DISTRICT TAXES	5,397,009.25	Total 1213		Cash Liabilities	331,930.00
RESERVE FOR UNCOLLECTED TAXES	117,188.00	Land Area 1.97 Sq. Miles		Reserves for Receivables	146,575.00
EXPENDITURES TOTAL	9,756,491.25	Net Valuation Taxable-Municipal	396,925,536	Surplus Dec. 31, 1993	319,945.00
		Net Valuation Taxable-County	401,673,719	Total	798,450.00
		State Equalized Valuation	410,457,072		
		State Equalization Ratio	96.70		

1604

Population 1990 17,084
 Population 1993 17,812
 S & P Rating
 Moody Rating A

General Tax Rate Per \$100.

1.86

State Equalized Tax Rate

2.06

HAWTHORNE BOROUGH - PASSAIC CO.

Form of Government:

Commission (1911)

Number of Members on Governing Body - 3

PER CAPITA:

Gross Debt 829.88

Net Debt 706.73

Debt Service 39.10

Total Tax Levy 1,425.55

Municipal Expenditures 529.75

PER CENT:

Gross Debt 1.17

Net Debt 1.00

Tax Levy Collected 97.09

Tax Levy Cancelled, Abated

or Adjusted .64

EXPENDITURES		REVENUES-REALIZED		1993 PROPERTY TAX	
GENERAL GOVERNMENT		1993 Property Taxes Collected		STATE EQUALIZED TAX RATE 1.13	
Governing Body & Public Boards		1993 Payments in Lieu of Taxes	24,786,599.00	Local District School Taxes	13,976,643.00
Municipal Clerk		Delinquent Tax & Lien Collections	578,916.00	Regional & Consolidated School Tax	
Financial Administration	32,000.00	Business Personalty Replacement Taxes	278,340.00	School Taxes in Municipal Budget	
Assessment of Taxes	62,508.00	Taxes From Public Utilities	982,653.00	County Taxes	6,765,965.00
Collection of Taxes	56,709.20	Other Miscellaneous Tax Revenues		County Library Taxes	
Planning, Housing & Development	77,665.00	State Aid Revenues	673,189.00	Local Municipal Purpose Taxes	4,546,127.00
Human Resources	118,972.00	Federal Aid Revenues		Veteran & Senior Citizen Taxes	189,300.00
Elections				Total Taxes for Rate Computation	25,478,035.00
General Administration (other)	607,364.00			Special District Taxes	
JUDICIARY				Bank Corp. Taxes	
Municipal Courts	88,849.00			Added and Omitted Taxes	120,982.00
PUBLIC SAFETY				Total Taxes Levied - ABSTRACT	25,409,717.00
Fire Protection	200,724.00			Total Taxes Billed	25,530,747.00
Police Protection	1,562,555.00			1993 TAXES COLLECTED	24,786,599.00
Civil Defense & Disaster Control	2,025.00			1993 Taxes Cancelled, Abated or Adjusted	164,077.00
Environmental Inspection & Control	76,378.00			Transfer to Tax Title Liens or Foreclosed	33,755.00
Other Public Safety				Balance Outstanding Dec. 31, 1993	546,316.00
PUBLIC WORKS				PRIOR YEARS TAXES OUTSTANDING	
Streets and Drainage	646,077.00			Balance January 1, 1993	664,376.00
Sewers and Sewage Processing	975,445.00			Collected in 1993	578,916.00
Gorbage and Trash Disposal	1,203,183.00			Cancelled, Abated or Adjusted 1993	61,295.00
Public Buildings and Grounds				Transfers to Tax Title Liens or Foreclosed	
Other Public Works	169,966.00			Balance December 31, 1993	24,165.00
HEALTH and WELFARE				TAX TITLE LIENS OUTSTANDING	
Health Services Except Environmental	116,799.00			Balance January 1, 1993	78,953.00
Welfare-Public Assistance	6,886.00			Transfer From Taxes	33,755.00
Hospital, Clinics, First Aid				Redeemed In 1993	
Animal, Insect, & Rodent Control				Cancelled, Abated or Adjusted (1993)	372.00
Other Welfare Services				Transfer to Foreclosed Property	
RECREATION and CONSERVATION				Balance December 31, 1993	112,336.00
Beaches and Boardwalks				PROPERTY ACQUIRED BY DEED OR	
Parks, Playgrounds, Shade Trees	36,557.00			FORECLOSURE	
Land Reclamation & Conservation	878.00			Balance January 1, 1993	34,980.00
Other Recreational Services	165,374.00			Transfers From Taxes or Liens	
EDUCATION (excluding schools)				Sale For Cash (1993)	
Libraries	459,373.00			Cancelled, Abated or Adjusted (1993)	
Other Educational Services				Balance December 31, 1993	34,980.00
STATUTORY EXPENDITURES				CURRENT FINANCES DECEMBER 31, 1993	
Pensions & F. I. C. A.	358,350.00			ASSETS	
Employee Fringe Benefits	551,500.00			Cash Dec. 31, 1993	5,838,686.00
Other Statutory Expenditures				Taxes Receivable	570,481.00
CETA And Other Public Employment Programs				Tax Title Liens	112,336.00
MUNICIPAL FUNCTIONS				Foreclosed Property	34,980.00
CAPITAL IMPROVEMENTS				Emergencies & Other Deferred Charges	
DEBT SERVICE				State and Federal Aid Receivable	6,732.00
Principal Payments	355,450.00			Other Receivables	
Interest Payments	341,077.00			Total	6,563,215.00
DEFERRED CHARGES				LIABILITIES, RESERVES, AND SURPLUS	
SCHOOL, COUNTY, SPECIAL DISTRICT TAXES	63,183.00			Cash Liabilities	1,010,246.00
RESERVE FOR UNCOLLECTED TAXES	20,742,608.00			Reserves for Receivables	717,797.00
EXPENDITURES				Surplus Dec. 31, 1993	4,835,172.00
TOTAL	30,178,455.20			Total	6,563,215.00

1339

Population 1990 21,976
 Population 1993 22,164
 S & P Rating
 Moody Rating AAA

General Tax Rate Per \$100 3.86
 State Equalized Tax Rate 2.43

HAZLET TOWNSHIP - MONMOUTH CO.

Form of Government:
Township Committee
 Number of Members on Governing Body - 5

PER CAPITA:
 Gross Debt 314.29
 Net Debt 307.35
 Debt Service 48.10
 Total Tax Levy 1,116.36
 Municipal Expenditures 403.93

PER CENT:
 Gross Debt .70
 Net Debt .69
 Tax Levy Collected 97.50
 Tax Levy Cancelled, Abated or Adjusted .01

EXPENDITURES		REVENUES-REALIZED		1993 PROPERTY TAX	
GENERAL GOVERNMENT		1993 Property Taxes Collected		STATE EQUALIZED TAX RATE 1.59	
Governing Body & Public Boards	46,568.00	1993 Payments in Lieu of Taxes	24,134,159.99	Local District School Taxes	15,583,436.00
Municipal Clerk	113,080.00	Delinquent Tax & Lien Collections	895,194.80	Regional & Consolidated School Tax	
Financial Administration	92,337.00	Business Personalty Replacement Taxes	180,213.88	School Taxes in Municipal Budget	
Assessment of Taxes	62,088.00	Taxes From Public Utilities	1,269,296.00	County Taxes	* 4,577,636.56
Collection of Taxes	24,400.00	Other Miscellaneous Tax Revenues		County Library Taxes	187,717.67
Planning, Housing & Development	127,598.67	State Aid Revenues	1,614,266.73	Local Municipal Purpose Taxes	3,486,000.00
Human Resources	7,900.00	Federal Aid Revenues		Veteran & Senior Citizen Taxes	158,300.00
Elections	806,491.00			Total Taxes for Rate Computation	23,998,090.23
General Administration (other)				Special District Taxes	828,449.00
JUDICIARY				Bank Corp. Taxes	
Municipal Courts	208,514.00	Sale of Acquired Property	1,263,179.90	Added and Omitted Taxes	74,695.07
PUBLIC SAFETY		Other Miscellaneous Revenues	1,263,179.90	Total Taxes Levied - ABSTRACT	24,742,934.30
Fire Protection	27,000.00			Total Taxes Billed	24,753,829.59
Police Protection	2,529,676.00	Prior Years Surplus Appropriated	768,000.00	1993 TAXES COLLECTED	24,134,159.99
Civil Defense & Disaster Control	8,136.00	REVENUES TOTAL	30,124,311.30	1993 Taxes Cancelled, Abated or Adjusted	1,860.74
Environmental Inspection & Control	117,082.00	Reserve For Uncollected Taxes	916,000.00	Transfer to Tax Title Liens or Foreclosed	87,197.67
Other Public Safety	700.00	CAPITAL OUTLAY TOTAL	598,912.24	Balance Outstanding Dec. 31, 1993	530,611.19
PUBLIC WORKS				PRIOR YEARS TAXES OUTSTANDING	
Streets and Drainage	585,513.00	Public Enterprises	3,122.46	Balance January 1, 1993	659,315.21
Sewers and Sewage Processing	455,382.00	Recreation-Culture	390.00	Collected in 1993	564,153.74
Garbage and Trash Disposal		Public Works	227,272.32	Cancelled, Abated or Adjusted 1993	
Public Buildings and Grounds	233,000.00	Buildings and Grounds	368,127.46	Transfers to Tax Title Liens or Foreclosed	11,417.11
Other Public Works	500.00	Library and Education		Balance December 31, 1993	83,744.36
HEALTH and WELFARE		Conservation		TAX TITLE LIENS OUTSTANDING	
Health Services Except Environmental	192,680.63	All Other		Balance January 1, 1993	293,423.64
Welfare-Public Assistance	6,525.00			Transfer From Taxes	100,440.54
Hospital, Clinics, First Aid				Redeemed In 1993	331,041.06
Animal, Insect, & Rodent Control				Cancelled, Abated or Adjusted (1993)	
Other Welfare Services	200.00			Transfer to Foreclosed Property	
RECREATION and CONSERVATION				Balance December 31, 1993	62,823.14
Beaches and Boardwalks				PROPERTY ACQUIRED BY DEED OR FORECLOSURE	
Parks, Playgrounds, Shade Trees	1,368.00			Balance January 1, 1993	1,095,300.00
Land Reclamation & Conservation	119,687.00			Transfers From Taxes or Liens	
Other Recreational Services				Sale For Cash (1993)	
EDUCATION (excluding schools)				Cancelled, Abated or Adjusted (1993)	
Libraries	41,850.00			Balance December 31, 1993	1,095,300.00
Other Educational Services				CURRENT FINANCES DECEMBER 31, 1993	
STATUTORY EXPENDITURES				ASSETS	
Pensions & F. I. C. A.	597,876.30			Cash Dec. 31, 1993	4,573,300.73
Employee Fringe Benefits	493,149.00			Taxes Receivable	614,355.55
Other Statutory Expenditures				Tax Title Liens	62,823.14
CETA And Other Public Employment Programs				Foreclosed Property	1,095,300.00
MUNICIPAL FUNCTIONS TOTAL	6,899,301.60			Emergencies & Other Deferred Charges	233,788.65
CAPITAL IMPROVEMENTS *MEMO*	6,000.00			State and Federal Aid Receivable	93.79
DEBT SERVICE				Other Receivables	225,353.46
Principal Payments	708,071.65			Total	6,805,020.32
Interest Payments	358,011.84			LIABILITIES, RESERVES, AND SURPLUS	
DEFERRED CHARGES	71,346.11			Cash Liabilities	3,695,430.99
SCHOOL, COUNTY, SPECIAL DISTRICT TAXES	21,182,239.23			Reserves for Receivables	1,997,832.15
RESERVE FOR UNCOLLECTED TAXES	916,000.00			Surplus Dec. 31, 1993	1,111,757.19
EXPENDITURES TOTAL	30,134,970.43			Total	6,805,020.32

1206

Population 1990 1,211
 Population 1993 1,470
 S & P Rating
 Moody Rating BAA

General Tax Rate Per \$100. 3.02
 State Equalized Tax Rate 1.82

HELMETTA BOROUGH - MIDDLESEX CO.

Form of Government:
 Borough Council

Number of Members on Governing Body - 6

PER CAPITA:

Gross Debt 1,684.18
 Net Debt 1,232.57
 Debt Service 115.67
 Total Tax Levy 942.02
 Municipal Expenditures 673.42

PER CENT:

Gross Debt 3.37
 Net Debt 2.46
 Tax Levy Collected 96.53
 Tax Levy Cancelled, Abated or Adjusted

EXPENDITURES		REVENUES-REALIZED		1993 PROPERTY TAX	
GENERAL GOVERNMENT		1993 Property Taxes Collected		STATE EQUALIZED TAX RATE	
Governing Body & Public Boards			1,337,361.27	Local District School Taxes .87	664,000.00
Municipal Clerk		1993 Payments in Lieu of Taxes		Regional & Consolidated School Tax	
Financial Administration	19,550.00	Delinquent Tax & Lien Collections	55,081.96	School Taxes in Municipal Budget	
Assessment of Taxes	17,100.00	Business Personalty Replacement Taxes	68,474.70	County Taxes .45	341,348.54
Collection of Taxes	12,053.00	Taxes From Public Utilities	72,453.00	County Library Taxes	
Planning, Housing & Development	5,600.00	Other Miscellaneous Tax Revenues		Local Municipal Purpose Taxes .50	377,520.74
Human Resources	35,185.37	State Aid Revenues	102,893.42	Veteran & Senior Citizen Taxes	9,200.00
Elections	1,100.00	Federal Aid Revenues	147.00	Total Taxes for Rate Computation 1.82	1,392,069.29
General Administration (other)	164,650.00			Special District Taxes	
JUDICIARY		Sale of Acquired Property		Bank Corp. Taxes	
Municipal Courts	14,710.00	Other Miscellaneous Revenues	198,007.52	Added and Omitted Taxes	1,904.11
PUBLIC SAFETY		Total	1,834,418.87	Total Taxes Levied - ABSTRACT	1,384,773.39
Fire Protection	14,527.00	Prior Years Surplus Appropriated	175,000.00	Total Taxes Billed	1,385,410.69
Police Protection	164,948.00	REVENUES TOTAL	2,009,418.87	1993 TAXES COLLECTED	1,337,361.27
Civil Defense & Disaster Control	500.00	Reserve For Uncollected Taxes	62,483.44	1993 Taxes Cancelled, Abated or Adjusted	.01
Environmental Inspection & Control	22,040.00	CAPITAL OUTLAY TOTAL	216,688.62	Transfer to Tax Title Liens or Foreclosed	2,672.70
Other Public Safety				Balance Outstanding Dec. 31, 1993	45,376.71
PUBLIC WORKS		Public Enterprises	22,774.21	PRIOR YEARS TAXES OUTSTANDING	
Streets and Drainage	48,742.00	Recreation-Culture		Balance January 1, 1993	55,081.96
Sewers and Sewage Processing	18,935.00	Public Works	94,264.50	Collected in 1993	55,081.96
Garbage and Trash Disposal	64,000.00	Buildings and Grounds	99,649.91	Cancelled, Abated or Adjusted 1993	
Public Buildings and Grounds	4,000.00	Library and Education		Transfers to Tax Title Liens or Foreclosed	
Other Public Works	9,600.00	Conservation		Balance December 31, 1993	
HEALTH and WELFARE		All Other		TAX TITLE LIENS OUTSTANDING	
Health Services Except Environmental	3,575.00	CAPITAL DEBT AUTHORIZED, DECEMBER 31, 1993		Balance January 1, 1993	8,418.79
Welfare-Public Assistance	445.00	ISSUED AND UNISSUED		Transfer From Taxes	2,672.70
Hospital, Clinics, First Aid		School		Redeemed in 1993	
Animal, Insect, & Rodent Control	4,205.00	Self-Liquidating	1,026,000	Cancelled, Abated or Adjusted (1993)	
Other Welfare Services		Other	1,449,750	Transfer to Foreclosed Property	
RECREATION and CONSERVATION		Total	2,475,750	Balance December 31, 1993	11,091.48
Beaches and Boardwalks	500.00	ISSUED AND OUTSTANDING		PROPERTY ACQUIRED BY DEED OR	
Parks, Playgrounds, Shade Trees	37,500.00	School		FORECLOSURE	
Land Reclamation & Conservation	5,000.00	Self-Liquidating	1,016,000.00	Balance January 1, 1993	29,800.00
Other Recreational Services		Other	1,181,000.00	Transfers From Taxes or Liens	
EDUCATION (excluding schools)		Total	2,197,000.00	Sale For Cash (1993)	
Libraries		EQUALIZED VALUATION BASIS		Cancelled, Abated or Adjusted (1993)	
Other Educational Services		FOR NET DEBT COMPUTATION	73,511,506	Balance December 31, 1993	29,800.00
STATUTORY EXPENDITURES		REAL PROPERTY VALUATIONS		CURRENT FINANCES DECEMBER 31, 1993	
Pensions & F. I. C. A.	31,997.00	Code Class # of Parcels % VAL'N	ASSESSED VALUATION	ASSETS	
Employee Fringe Benefits	30,455.00	1 Vacant Land 73 1.95	887,200.00	Cash Dec. 31, 1993	391,586.81
Other Statutory Expenditures	2,300.00	2 Residential 662 86.15	39,200,600.00	Taxes Receivable	45,376.71
CETA And Other Public Employment Programs	733,214.37	3 Farm		Tax Title Liens	11,091.48
MUNICIPAL FUNCTIONS TOTAL		4a Commercial 6 2.09	952,800.00	Foreclosed Property	29,800.00
CAPITAL IMPROVEMENTS *ME40*		4b Industrial 27 9.81	4,463,100.00	Emergencies & Other Deferred Charges	5,000.00
DEBT SERVICE		4c Apartments		State and Federal Aid Receivable	10,746.76
Principal Payments	93,000.00	Total 768	45,503,700.00	Other Receivables	9,248.54
Interest Payments	77,035.39	Land Area .80 Sq. Miles		Total	502,850.30
DEFERRED CHARGES	24,200.00	Net Valuation Taxable-Municipal	45,811,475	LIABILITIES, RESERVES, AND SURPLUS	
SCHOOL, COUNTY, SPECIAL DISTRICT TAXES	1,005,348.54	Net Valuation Taxable-County	77,652,142	Cash Liabilities	145,560.86
RESERVE FOR UNCOLLECTED TAXES	62,483.44	State Equalized Valuation	75,920,438	Reserves for Receivables	95,516.73
EXPENDITURES TOTAL	1,995,281.74	State Equalization Ratio	60.13	Surplus Dec. 31, 1993	261,772.71
				Total	502,850.30

0419

Population 1990 1,045
 Population 1993 1,049
 S & P Rating
 Moody Rating

General Tax Rate Per \$100.

4.41

State Equalized Tax Rate

2.43

HI-NELLA BOROUGH - CAMDEN COUNTY

Form of Government:

Borough Council

Number of Members on Governing Body - 6

PER CAPITA

Gross Debt 37.81

Net Debt 32.34

Debt Service

Total Tax Levy 596.89

Municipal Expenditures 453.72

PER CENT.

Gross Debt .16

Net Debt .14

Tax Levy Collected 92.95

Tax Levy Cancelled, Abated

or Adjusted

EXPENDITURES		REVENUES-REALIZED		1993 PROPERTY TAX	
GENERAL GOVERNMENT		1993 Property Taxes Collected		STATE EQUALIZED TAX RATE 1.28	
Governing Body & Public Boards		582,404.29		Local District School Taxes	327,058.00
Municipal Clerk	22,855.39	1993 Payments in Lieu of Taxes		Regional & Consolidated School Tax	
Financial Administration	2,200.00	Delinquent Tax & Lien Collections		School Taxes in Municipal Budget	
Assessment of Taxes	3,600.00	47,536.45		County Taxes	186,564.45
Collection of Taxes	2,200.00	Business Personalty Replacement Taxes		County Library Taxes	6,822.90
Planning, Housing & Development	6,329.89	Taxes From Public Utilities		Local Municipal Purpose Taxes	102,253.00
Human Resources	1,800.00	Other Miscellaneous Tax Revenues		Veteran & Senior Citizen Taxes	6,600.00
Elections	62,757.16	State Aid Revenues		Total Taxes for Rate Computation	629,298.35
General Administration (other)		77,056.84		Special District Taxes	
JUDICIARY		Federal Aid Revenues		Bank Corp. Taxes	
Municipal Courts	24,990.00	Sale of Acquired Property		Added and Omitted Taxes	3,442.14
PUBLIC SAFETY		Other Miscellaneous Revenues		Total Taxes Levied - ABSTRACT	626,140.49
Fire Protection	17,607.92	Total		Total Taxes Billed	626,564.08
Police Protection	104,451.05	Prior Years Surplus Appropriated		1993 TAXES COLLECTED	582,404.29
Civil Defense & Disaster Control	800.00	REVENUES TOTAL		1993 Taxes Cancelled, Abated or Adjusted	1.59
Environmental Inspection & Control		88,002.45		Transfer to Tax Title Liens or Foreclosed	20,988.24
Other Public Safety		CAPITAL OUTLAY TOTAL		Balance Outstanding Dec. 31, 1993	23,169.96
PUBLIC WORKS		24,507.14		PRIOR YEARS TAXES OUTSTANDING	
Streets and Drainage	24,045.50	Public Enterprises		Balance January 1, 1993	61,746.56
Sewers and Sewage Processing	5,397.00	Recreation-Culture		Collected in 1993	47,536.45
Garbage and Trash Disposal	73,996.66	Public Works		Cancelled, Abated or Adjusted 1993	
Public Buildings and Grounds	9,793.12	Buildings and Grounds		Transfers to Tax Title Liens or Foreclosed	
Other Public Works		Library and Education		Balance December 31, 1993	14,270.11
HEALTH and WELFARE		Conservation		TAX TITLE LIENS OUTSTANDING	
Health Services Except Environmental	1,200.00	All Other		Balance January 1, 1993	65,680.79
Welfare-Public Assistance	1,275.00	CAPITAL DEBT AUTHORIZED, DECEMBER 31, 1993		Transfer From Taxes	20,988.24
Hospital, Clinics, First Aid		ISSUED AND UNISSUED GROSS DEBT NET DEBT		Redeemed in 1993	
Animal, Insect, & Rodent Control	300.00	School Self-Liquidating Other		Cancelled, Abated or Adjusted (1993)	
Other Welfare Services		Total 39,657 33,927		Transfer to Foreclosed Property	
RECREATION and CONSERVATION		ISSUED AND OUTSTANDING		Balance December 31, 1993	86,669.03
Beaches and Boardwalks		School Self-Liquidating Other		PROPERTY ACQUIRED BY DEED OR FORECLOSURE	
Parks, Playgrounds, Shade Trees	6,300.00	Total		Balance January 1, 1993	950.00
Land Reclamation & Conservation	25.00	EQUAUZED VALUATION BASIS		Transfers From Taxes or Liens	
Other Recreational Services	1,000.00	FOR NET DEBT COMPUTATION		Sale For Cash (1993)	
EDUCATION (excluding schools)		24,257,134		Cancelled, Abated or Adjusted (1993)	
Libraries	2,400.00	REAL PROPERTY VALUATIONS		Balance December 31, 1993	950.00
Other Educational Services		Code Class # of Parcels % VAL'N ASSESSED VALUATION		CURRENT FINANCES DECEMBER 31, 1993	
STATUTORY EXPENDITURES		1 Vacant Land 9 .56 79,000.00		ASSETS	
Pensions & F. I. C. A.	12,200.00	2 Residential 125 49.31 6,917,800.00		Cash Dec. 31, 1993	264,536.66
Employee Fringe Benefits		3 Farm 2 .69 97,700.00		Taxes Receivable	37,380.07
Other Statutory Expenditures	200.00	4a Commercial 10 12.60 1,767,400.00		Tax Title Liens	86,669.03
CETA And Other Public Employment Programs		4b Industrial 1 2.27 318,600.00		Foreclosed Property	950.00
MUNICIPAL FUNCTIONS TOTAL	387,723.69	4c Apartments 3 34.56 4,847,400.00		Emergencies & Other Deferred Charges	3,772.13
CAPITAL IMPROVEMENTS *MEMO*	15,000.00	Total 150 14,027,900.00		State and Federal Aid Receivable	7,199.00
DEBT SERVICE		Land Area .23 Sq. Miles		Other Receivables	31,316.05
Principal Payments		Net Valuation Taxable-Municipal		Total	431,822.94
Interest Payments		Net Valuation Taxable-County		LIABILITIES, RESERVES, AND SURPLUS	
DEFERRED CHARGES	228.98	State Equalized Valuation		Cash Liabilities	155,040.67
SCHOOL, COUNTY, SPECIAL DISTRICT TAXES	520,445.35	State Equalization Ratio		Reserves for Receivables	156,315.15
RESERVE FOR UNCOLLECTED TAXES	88,002.45	55.10		Surplus Dec. 31, 1993	120,467.12
EXPENDITURES TOTAL	996,400.47			Total	431,822.94

1014

Population 1990 3,886
 Population 1993 3,850
 S & P Rating
 Moody Rating A

General Tax Rate Per \$100. 2.25
 State Equalized Tax Rate 2.22

HIGH BRIDGE BOROUGH - HUNTERDON CO.

Form of Government:

Borough Council

Number of Members on Governing Body - 6

PER CAPITA:

Gross Debt 798.51
 Net Debt 599.21
 Debt Service 108.60
 Total Tax Levy 1,178.53
 Municipal Expenditures 472.71

PER CENT:

Gross Debt 1.53
 Net Debt 1.14
 Tax Levy Collected 95.32
 Tax Levy Cancelled, Abated or Adjusted .07

EXPENDITURES		REVENUES-REALIZED		1993 PROPERTY TAX	
GENERAL GOVERNMENT		1993 Property Taxes Collected		STATE EQUALIZED TAX RATE	
Governing Body & Public Boards		4,337,861.07		Local District School Taxes 1.35	
Municipal Clerk				Regional & Consolidated School Tax .33	
Financial Administration	30,030.98	1993 Payments in Lieu of Taxes		School Taxes in Municipal Budget	
Assessment of Taxes	13,365.80	Delinquent Tax & Lien Collections		County Taxes .30	
Collection of Taxes	19,026.82	Business Personalty Replacement Taxes		County Library Taxes .03	
Planning, Housing & Development	8,692.05	Taxes From Public Utilities		Local Municipal Purpose Taxes .20	
Human Resources	59,580.79	Other Miscellaneous Tax Revenues		Veteran & Senior Citizen Taxes	
Elections		State Aid Revenues		Total Taxes for Rate Computation 2.21	
General Administration (other)	233,875.51	Federal Aid Revenues		Special District Taxes	
JUDICIARY		Sale of Acquired Property		Bank Corp. Taxes	
Municipal Courts	28,229.05	Other Miscellaneous Revenues		Added and Omitted Taxes	
PUBLIC SAFETY		Total		Total Taxes Levied - ABSTRACT	
Fire Protection	22,971.70	Prior Years Surplus Appropriated		Total Taxes Billed	
Police Protection	265,152.84	REVENUES TOTAL		1993 TAXES COLLECTED	
Civil Defense & Disaster Control		Reserve For Uncollected Taxes		1993 Taxes Cancelled, Abated or Adjusted	
Environmental Inspection & Control		CAPITAL OUTLAY TOTAL		Transfer to Tax Title Liens or Foreclosed	
Other Public Safety		184,508.05		Balance Outstanding Dec. 31, 1993	
PUBLIC WORKS		Public Enterprises		PRIOR YEARS TAXES OUTSTANDING	
Streets and Drainage	30,000.00	Recreation-Culture		Balance January 1, 1993	
Sewers and Sewage Processing		Public Works		Collected in 1993	
Garbage and Trash Disposal	29,082.50	Buildings and Grounds		Cancelled, Abated or Adjusted 1993	
Public Buildings and Grounds	221,122.48	Library and Education		Transfers to Tax Title Liens or Foreclosed	
Other Public Works		Conservation		Balance December 31, 1993	
HEALTH and WELFARE		All Other		TAX TITLE LIENS OUTSTANDING	
Health Services Except Environmental	1,800.00	CAPITAL DEBT AUTHORIZED, DECEMBER 31, 1993		Balance January 1, 1993	
Welfare-Public Assistance	805.00	ISSUED AND UNISSUED GROSS DEBT NET DEBT		Transfers From Taxes	
Hospital, Clinics, First Aid		School 92,280		Redeemed In 1993	
Animal, Insect, & Rodent Control		Self-Liquidating 1,449,680		Cancelled, Abated or Adjusted (1993)	
Other Welfare Services		Other 1,532,303		Transfer to Foreclosed Property	
RECREATION and CONSERVATION		Total 3,074,263		Balance December 31, 1993	
Beaches and Boardwalks		ISSUED AND OUTSTANDING		PROPERTY ACQUIRED BY DEED OR FORECLOSURE	
Parks, Playgrounds, Shade Trees	200.00	School 92,280.06		Balance January 1, 1993	
Land Reclamation & Conservation	5.00	Self-Liquidating 1,247,405.00		Transfers From Taxes or Liens	
Other Recreational Services	1,500.00	Other 1,514,448.00		Sale For Cash (1993)	
EDUCATION (excluding schools)		Total 2,854,133.06		Cancelled, Abated or Adjusted (1993)	
Libraries	13,470.93	EQUALIZED VALUATION BASIS FOR NET DEBT COMPUTATION		Balance December 31, 1993	
Other Educational Services		REAL PROPERTY VALUATIONS		CURRENT FINANCES DECEMBER 31, 1993	
STATUTORY EXPENDITURES		Code Class # of Parcels % VAL'N ASSESSED VALUATION		ASSETS	
Pensions & F. I. C. A.	64,263.68	1 Vacant Land 97 2.02 4,059,300.00		Cash Dec. 31, 1993	
Employee Fringe Benefits	89,100.00	2 Residential 1293 88.88 178,773,900.00		Taxes Receivable	
Other Statutory Expenditures		3 Farm 27 .99 1,985,720.00		Tax Title Liens	
CETA And Other Public Employment Programs		4a Commercial 26 2.68 5,388,900.00		Foreclosed Property	
MUNICIPAL FUNCTIONS TOTAL	1,132,275.13	4b Industrial 10 4.50 9,060,700.00		Emergencies & Other Deferred Charges	
CAPITAL IMPROVEMENTS *MEMO*	18,250.00	4c Apartments 6 .93 1,863,800.00		State and Federal Aid Receivable	
DEBT SERVICE		Total 1459 201,132,320.00		Other Receivables	
Principal Payments	371,062.00	Land Area 2.30 Sq. Miles		Total	
Interest Payments	47,039.34	Net Valuation Taxable-Municipal		LIABILITIES, RESERVES, AND SURPLUS	
DEFERRED CHARGES	7,457.78	Net Valuation Taxable-County		Cash Liabilities	
SCHOOL, COUNTY, SPECIAL DISTRICT TAXES	4,116,242.53	State Equalized Valuation		Reserves for Receivables	
RESERVE FOR UNCOLLECTED TAXES	262,098.47	State Equalization Ratio		Surplus Dec. 31, 1993	
EXPENDITURES TOTAL	5,936,175.25			Total	

1207

Population 1990 13,279
 Population 1993 12,930
 S & P Rating
 Moody Rating A

General Tax Rate Per \$100. 3.35
 State Equalized Tax Rate 3.10

HIGHLAND PARK BORO. - MIDDLESEX CO.

Form of Government:

Borough Council

Number of Members on Governing Body - 6

PER CAPITA:

Gross Debt 2,393.21
 Net Debt 577.56
 Debt Service 56.44
 Total Tax Levy 1,381.13
 Municipal Expenditures 663.99

PER CENT:

Gross Debt 5.47
 Net Debt 1.30
 Tax Levy Collected 98.23
 Tax Levy Cancelled, Abated or Adjusted .09

EXPENDITURES		REVENUES-REALIZED		1993 PROPERTY TAX	
GENERAL GOVERNMENT		1993 Property Taxes Collected		STATE EQUALIZED TAX RATE	
Governing Body & Public Boards	47,607.00	1993 Payments in Lieu of Taxes		Local District School Taxes	1.96
Municipal Clerk	78,433.00	Delinquent Tax & Lien Collections		Regional & Consolidated School Tax	
Financial Administration	123,608.00	Business Personalty Replacement Taxes		School Taxes in Municipal Budget	
Assessment of Taxes	126,568.00	Taxes From Public Utilities		County Taxes	.43
Collection of Taxes	42,771.00	Other Miscellaneous Tax Revenues		County Library Taxes	
Planning, Housing & Development	67,036.00	State Aid Revenues		Local Municipal Purpose Taxes	.71
Human Resources	306,117.84	Federal Aid Revenues		Veteran & Senior Citizen Taxes	
Elections	5,500.00	Sale of Acquired Property		Total Taxes for Rate Computation	3.10
General Administration (other)	988,854.70	Other Miscellaneous Revenues		Special District Taxes	
JUDICIARY		Prior Years Surplus Appropriated		Bank Corp. Taxes	
Municipal Courts	283,840.16	REVENUES		Added and Omitted Taxes	7,484.48
PUBLIC SAFETY		Reserve For Uncollected Taxes		Total Taxes Levied - ABSTRACT	17,858,045.82
Fire Protection	393,001.45	CAPITAL OUTLAY		Total Taxes Billed	17,886,407.48
Police Protection	1,744,832.52	Public Enterprises		1993 TAXES COLLECTED	17,569,808.98
Civil Defense & Disaster Control		Recreation-Culture		1993 Taxes Cancelled, Abated or Adjusted	16,438.20
Environmental Inspection & Control	141,000.00	Public Works		Transfer to Tax Title Liens or Foreclosed	12,776.46
Other Public Safety		Buildings and Grounds		Balance Outstanding Dec. 31, 1993	287,383.34
PUBLIC WORKS		Library and Education		PRIOR YEARS TAXES OUTSTANDING	
Streets and Drainage	91,619.00	Conservation		Balance January 1, 1993	254,504.57
Sewers and Sewage Processing	292,000.00	All Other		Collected in 1993	246,511.78
Garbage and Trash Disposal	96,668.80	CAPITAL DEBT AUTHORIZED, DECEMBER 31, 1993		Cancelled, Abated or Adjusted 1993	193.28
Public Buildings and Grounds	717,293.23	ISSUED AND UNISSUED		Transfers to Tax Title Liens or Foreclosed	4,242.12
Other Public Works		SCHOOL		Balance December 31, 1993	3,557.39
HEALTH and WELFARE		Self-Liquidating		TAX TITLE LIENS OUTSTANDING	
Health Services Except Environmental	56,688.00	Other		Balance January 1, 1993	79,031.06
Welfare-Public Assistance	40,574.00	Total		Transfer From Taxes	17,018.53
Hospital, Clinics, First Aid		GROSS DEBT		Redeemed in 1993	42,066.51
Animal, Insect, & Rodent Control		NET DEBT		Cancelled, Abated or Adjusted (1993)	
Other Welfare Services		SCHOOL		Transfer to Foreclosed Property	
RECREATION and CONSERVATION		Self-Liquidating		Balance December 31, 1993	53,983.13
Beaches and Boardwalks		Other		PROPERTY ACQUIRED BY DEED OR	
Parks, Playgrounds, Shade Trees		Total		FORECLOSURE	
Land Reclamation & Conservation	71,532.20	ISSUED AND OUTSTANDING		Balance January 1, 1993	58,356.20
Other Recreational Services	133,096.00	SCHOOL		Transfers From Taxes or Liens	
EDUCATION (excluding schools)		Self-Liquidating		Sale For Cash (1993)	
Libraries	441,958.05	Other		Cancelled, Abated or Adjusted (1993)	
Other Educational Services		Total		Balance December 31, 1993	58,356.20
STATUTORY EXPENDITURES		EQUALIZED VALUATION BASIS		CURRENT FINANCES DECEMBER 31, 1993	
Pensions & F. I. C. A.	183,625.00	FOR NET DEBT COMPUTATION		ASSETS	
Employee Fringe Benefits	580,811.95	REAL PROPERTY VALUATIONS		Cash Dec. 31, 1993	1,998,932.84
Other Statutory Expenditures		Code Class # of Parcels % VAL'N		Taxes Receivable	290,941.23
CETA And Other Public Employment Programs		1 Vacant Land 100 .90		Tax Title Liens	53,983.13
MUNICIPAL FUNCTIONS		2 Residential 2816 72.72		Foreclosed Property	58,356.20
CAPITAL IMPROVEMENTS	7,054,833.90	3 Farm		Emergencies & Other Deferred Charges	24,000.00
DEBT SERVICE		4a Commercial 190 9.68		State and Federal Aid Receivable	16,397.70
Principal Payments	247,000.00	4b Industrial 10 1.20		Other Receivables	203,926.43
Interest Payments	456,961.12	4c Apartments 53 15.51		Total	2,646,537.53
DEFERRED CHARGES		Total 3169		LIABILITIES, RESERVES, AND SURPLUS	
SCHOOL, COUNTY, SPECIAL DISTRICT TAXES	36,756.55	Land Area 1.20 Sq. Miles		Cash Liabilities	909,390.75
RESERVE FOR UNCOLLECTED TAXES	13,779,011.33	Net Valuation Taxable-Municipal		Reserves for Receivables	607,206.99
EXPENDITURES	492,439.66	Net Valuation Taxable-County		Surplus Dec. 31, 1993	1,129,939.79
TOTAL	22,067,050.56	State Equalized Valuation		Total	2,646,537.53
		State Equalization Ratio			
		92.55			

1317

Population 1990 4,849
 Population 1993 4,762
 S & P Rating
 Moody Rating 3AA1

General Tax Rate Per \$100.
 3.85
 State Equalized Tax Rate
 3.33

HIGHLANDS BOROUGH - MONMOUTH CO.

Form of Government:

Small Municipality Plan C (OMCL 50)

Number of Members on Governing Body - 5

PER CAPITA:

Gross Debt 1,129.35
 Net Debt 958.42
 Debt Service 88.00
 Total Tax Levy 1,786.35
 Municipal Expenditures 1,298.00

PER CENT:

Gross Debt 1.96
 Net Debt 1.67
 Tax Levy Collected 91.83
 Tax Levy Cancelled, Abated or Adjusted 3.31

EXPENDITURES		REVENUES-REALIZED		1993 PROPERTY TAX	
GENERAL GOVERNMENT		1993 Property Taxes Collected		STATE EQUALIZED TAX RATE	
Governing Body & Public Boards		7,835,471.48		Local District School Taxes	.66
Municipal Clerk	125,200.00	1993 Payments in Lieu of Taxes		Regional & Consolidated School Tax	.72
Financial Administration	51,025.00	Delinquent Tax & Lien Collections		School Taxes in Municipal Budget	
Assessment of Taxes	75,800.00	Business Personalty Repacement Taxes		County Taxes	.47
Collection of Taxes	47,850.00	Taxes From Public Utilities		County Library Taxes	.02
Planning, Housing & Development	74,997.00	Other Miscellaneous Tax Revenues		Local Municipal Purpose Taxes	1.46
Human Resources	1,200.00	State Aid Revenues		Veteran & Senior Citizen Taxes	
Elections	896,050.00	Federal Aid Revenues		Total Taxes for Rate Computation	3.33
General Administration (other)		Sale of Acquired Property		Special District Taxes	
JUDICIARY	75,300.00	Other Miscellaneous Revenues		Bank Corp. Taxes	
Municipal Courts		Total		Added and Omitted Taxes	4,047.65
PUBLIC SAFETY	36,516.00	Prior Years Surplus Appropriated		Total Taxes Levied - ABSTRACT	8,506,597.90
Fire Protection	943,181.00	REVENUES		Total Taxes Billed	8,532,422.09
Police Protection	1,000.00	Reserve For Uncollected Taxes		1993 TAXES COLLECTED	7,835,471.48
Civil Defense & Disaster Control	77,050.00	CAPITAL OUTLAY		1993 Taxes Cancelled, Abated or Adjusted	282,797.13
Environmental Inspection & Control		TOTAL		Transfer to Tax Title Liens or Foreclosed	288,113.06
Other Public Safety		1,053,676.03		Balance Outstanding Dec. 31, 1993	576,040.41
PUBLIC WORKS	239,396.00	Public Enterprises		PRIOR YEARS TAXES OUTSTANDING	
Streets and Drainage	458,570.00	Recreation-Culture		Balance January 1, 1993	1,103,497.75
Garbage and Trash Disposal	185,850.00	Public Works		Collected in 1993	723,429.48
Public Buildings and Grounds	57,450.00	Buildings and Grounds		Cancelled, Abated or Adjusted 1993	99,478.72
Other Public Works	82,900.00	Library and Education		Transfers to Tax Title Liens or Foreclosed	136,075.20
HEALTH and WELFARE	52,876.00	Conservation		Balance December 31, 1993	144,514.35
Health Services Except Environmental	8,450.00	All Other		TAX TITLE LIENS OUTSTANDING	
Welfare-Public Assistance		CAPITAL DEBT AUTHORIZED, DECEMBER 31, 1993		Balance January 1, 1993	488,474.64
Hospital, Clinics, First Aid	16,500.00	ISSUED AND UNISSUED		Transfer From Taxes	427,332.91
Animal, Insect, & Rodent Control		GROSS DEBT		Redeemed In 1993	207,980.68
Other Welfare Services		NET DEBT		Cancelled, Abated or Adjusted (1993)	33,306.34
RECREATION and CONSERVATION	11,500.00	SCHOOL		Transfer to Foreclosed Property	
Beaches and Boardwalks	11,400.00	Self-Liquidating		Balance December 31, 1993	674,520.53
Parks, Playgrounds, Shade Trees	1,000.00	Other		PROPERTY ACQUIRED BY DEED OR FORECLOSURE	
Land Reclamation & Conservation	1,950.00	Total		Balance January 1, 1993	
Other Recreational Services		ISSUED AND OUTSTANDING		Transfers From Taxes or Liens	
EDUCATION (excluding schools)	1,000.00	SCHOOL		Sale For Cash (1993)	
Libraries		Self-Liquidating		Cancelled, Abated or Adjusted (1993)	
Other Educational Services		Other		Balance December 31, 1993	
STATUTORY EXPENDITURES	175,696.00	EQUAUZED VALUATION BASIS		CURRENT FINANCES DECEMBER 31, 1993	
Pensions & F. I. C. A.	463,000.00	FOR NET DEBT COMPUTATION		ASSETS	
Employee Fringe Benefits	2,900.78	REAL PROPERTY VALUATIONS		Cash Dec. 31, 1993	2,342,582.22
Other Statutory Expenditures		Code Class # of Parcels % VAL'N		Taxes Receivable	720,554.76
CETA and Other Public Employment Programs	4,176,607.78	1 Vacant Land 166 1.95		Tax Title Liens	674,520.53
MUNICIPAL FUNCTIONS	50,000.00	2 Residential 2148 84.70		Foreclosed Property	
CAPITAL IMPROVEMENTS		3 Form		Emergencies & Other Deferred Charges	15,600.00
DEBT SERVICE	211,000.00	4a Commercial 110 12.02		State and Federal Aid Receivable	25,607.40
Principal Payments	203,075.88	4b Industrial		Other Receivables	149,200.00
Interest Payments		4c Apartments 15 1.33		Total	3,928,064.91
DEFERRED CHARGES	239,804.45	Total 2439		LIABILITIES, RESERVES, AND SURPLUS	
SCHOOL, COUNTY, SPECIAL DISTRICT TAXES	4,770,798.28	Land Area .54 Sq. Miles		Cash Liabilities	767,397.75
RESERVE FOR UNCOLLECTED TAXES	1,345,536.00	Net Valuation Taxable-Municipal		Reserves for Receivables	1,544,275.29
EXPENDITURES	10,951,872.39	Net Valuation Taxable-County		Surplus Dec. 31, 1993	1,616,391.87
TOTAL		State Equalized Valuation		Total	3,928,064.91
		State Equalization Ratio			

1104

Population 1990 5,126
 Population 1993 5,222
 S & P Rating
 Moody Rating A

General Tax Rate Per \$100. 3.36
 State Equalized Tax Rate 3.49

HIGHTSTOWN BOROUGH - MERCER CO.

Form of Government:
 Borough Council

Number of Members on Governing Body - 6

PER CAPITA:
 Grass Debt 1,475.37
 Net Debt 315.60
 Debt Service 44.78
 Total Tax Levy 1,499.04
 Municipal Expenditures 713.86

PER CENT.
 Grass Debt 3.44
 Net Debt .74
 Tax Levy Collected 92.56
 Tax Levy Cancelled, Abated or Adjusted .93

EXPENDITURES		REVENUES-REALIZED		1993 PROPERTY TAX	
GENERAL GOVERNMENT		1993 Property Taxes Collected		STATE EQUALIZED TAX RATE	
Governing Body & Public Boards		1993 Payments in Lieu of Taxes		Local District School Taxes	
Municipal Clerk	76,079.80	Delinquent Tax & Lien Collections		Regional & Consolidated School Tax	2.00
Financial Administration	34,397.66	Business Personalty Replacement Taxes		School Taxes in Municipal Budget	
Assessment of Taxes	15,200.00	Taxes From Public Utilities		County Taxes	.55
Collection of Taxes	7,174.00	Other Miscellaneous Tax Revenues		County Library Taxes	.05
Planning, Housing & Development	78,892.65	State Aid Revenues	367,454.79	Local Municipal Purpose Taxes	.88
Human Resources	1,550.00	Federal Aid Revenues		Veteran & Senior Citizen Taxes	
Elections	319,042.18			Total Taxes for Rate Computation	3.48
General Administration (other)				Special District Taxes	
JUDICIARY				Bank Corp. Taxes	
Municipal Courts	86,950.00			Added and Omitted Taxes	10,575.33
PUBLIC SAFETY				Total Taxes Levied - ABSTRACT	7,927,961.48
Fire Protection	124,726.90			Total Taxes Billed	7,863,410.42
Police Protection	866,569.04			1993 TAXES COLLECTED	7,259,865.51
Civil Defense & Disaster Control	1,000.00			1993 Taxes Cancelled, Abated or Adjusted	76,960.03
Environmental Inspection & Control	67,325.00			Transfer to Tax Title Liens or Foreclosed	105,450.24
Other Public Safety				Balance Outstanding Dec. 31, 1993	401,134.64
PUBLIC WORKS				PRIOR YEARS TAXES OUTSTANDING	
Streets and Drainage	155,650.00			Balance January 1, 1993	530,637.56
Sewers and Sewage Processing				Collected in 1993	443,450.80
Garbage and Trash Disposal	479,119.00			Cancelled, Abated or Adjusted 1993	181.10
Public Buildings and Grounds	69,350.00			Transfers to Tax Title Liens or Foreclosed	21.64
Other Public Works	2,000.00			Balance December 31, 1993	86,984.02
HEALTH and WELFARE				TAX TITLE LIENS OUTSTANDING	
Health Services Except Environmental	86,537.00			Balance January 1, 1993	336,686.58
Welfare-Public Assistance	4,597.00			Transfer From Taxes	105,489.02
Hospital, Clinics, First Aid				Redeemed In 1993	7,766.68
Animal, Insect, & Rodent Control	4,300.00			Cancelled, Abated or Adjusted (1993)	
Other Welfare Services				Transfer to Foreclosed Property	
RECREATION and CONSERVATION				Balance December 31, 1993	434,408.92
Beaches and Boardwalks				PROPERTY ACQUIRED BY DEED OR	
Parks, Playgrounds, Shade Trees	7,815.00			FORECLOSURE	
Land Reclamation & Conservation	4,610.35			Balance January 1, 1993	
Other Recreational Services	6,400.00			Transfers From Taxes or Liens	
EDUCATION (excluding schools)				Sale For Cash (1993)	
Libraries				Cancelled, Abated or Adjusted (1993)	
Other Educational Services				Balance December 31, 1993	
STATUTORY EXPENDITURES				CURRENT FINANCES DECEMBER 31, 1993	
Pensions & F. I. C. A.	65,400.00			ASSETS	
Employee Fringe Benefits	232,503.00			Cash Dec. 31, 1993	735,014.54
Other Statutory Expenditures				Taxes Receivable	488,118.66
CETA And Other Public Employment Programs				Tax Title Liens	434,408.92
MUNICIPAL FUNCTIONS				Foreclosed Property	
CAPITAL IMPROVEMENTS	2,797,185.58			Emergencies & Other Deferred Charges	42,400.00
DEBT SERVICE				State and Federal Aid Receivable	
Principal Payments	146,500.00			Other Receivables	2,622.06
Interest Payments	37,358.41			Total	1,702,564.18
DEFERRED CHARGES	30,200.00			LIABILITIES, RESERVES, AND SURPLUS	
SCHOOL, COUNTY, SPECIAL DISTRICT TAXES	5,837,547.15			Cash Liabilities	463,139.55
RESERVE FOR UNCOLLECTED TAXES	666,513.00			Reserves for Receivables	925,149.64
EXPENDITURES	9,565,304.14			Surplus Dec. 31, 1993	314,224.99
				Total	1,702,564.18

General Tax Rate Per \$100.	3.60
State Equalized Tax Rate	1.97

Form of Government:
Township Committee
Number of Members on Governing Body - 5

PER CENT:	
Gross Debt	1.53
Net Debt	.46
Tax Levy Collected	97.17
Tax Levy Cancelled, Abated or Adjusted	.11

1287 3000

0227

Population 1990 9,750
 Population 1993 9,843
 S & P Rating
 Moody Rating A1

General Tax Rate Per \$100. 2.66
 State Equalized Tax Rate 2.05

HILLSDALE BOROUGH - BERGEN COUNTY

Form of Government:
 Borough Council

Number of Members on Governing Body - 6

PER CAPITA:

Gross Debt 303.36
 Net Debt 272.58
 Debt Service 46.75
 Total Tax Levy 1,725.45
 Municipal Expenditures 815.93

PER CENT

Gross Debt .37
 Net Debt .33
 Tax Levy Collected 96.69
 Tax Levy Cancelled, Abated
 or Adjusted .66

EXPENDITURES		REVENUES-REALIZED		1993 PROPERTY TAX	
GENERAL GOVERNMENT				STATE EQUALIZED TAX RATE	
Governing Body & Public Boards		1993 Property Taxes Collected	16,523,407.32	Local District School Taxes .89	7,337,907.00
Municipal Clerk	62,449.00	1993 Payments in Lieu of Taxes	35,272.73	Regional & Consolidated School Tax .43	3,585,017.34
Financial Administration	30,566.00	Delinquent Tax & Lien Collections	409,323.65	School Taxes in Municipal Budget	
Assessment of Taxes	50,536.00	Business Personalty Replacement Taxes	83,860.52	County Taxes .28	2,330,162.95
Collection of Taxes	35,527.00	Taxes From Public Utilities	1,070,983.11	County Library Taxes	
Planning, Housing & Development	84,919.00	Other Miscellaneous Tax Revenues		Local Municipal Purpose Taxes .44	3,659,461.28
Human Resources	4,715.00	State Aid Revenues	655,823.27	Veteran & Senior Citizen Taxes	102,700.00
Elections		Federal Aid Revenues		Total Taxes for Rate Computation 2.04	17,015,248.57
General Administration (other)	601,296.00			Special District Taxes	
JUDICIARY				Bank Corp. Taxes	
Municipal Courts	51,390.31	Sale of Acquired Property	1,374,927.60	Added and Omitted Taxes	71,029.68
PUBLIC SAFETY		Other Miscellaneous Revenues	20,153,598.20	Total Taxes Levied - ABSTRACT	16,983,578.25
Fire Protection	1,553,714.00			Total Taxes Billed	17,088,992.21
Police Protection	6,170.00	Prior Years Surplus Appropriated	1,394,846.55	1993 TAXES COLLECTED	16,523,407.32
Civil Defense & Disaster Control	137,888.00	REVENUES TOTAL	21,548,444.75	1993 Taxes Cancelled, Abated or Adjusted	113,227.82
Environmental Inspection & Control		Reserve For Uncollected Taxes	593,792.68	Transfer to Tax Title Liens or Foreclosed	1,008.14
Other Public Safety		CAPITAL OUTLAY TOTAL	78,235.04	Balance Outstanding Dec. 31, 1993	451,348.93
PUBLIC WORKS				PRIOR YEARS TAXES OUTSTANDING	
Streets and Drainage	753,541.00	Public Enterprises		Balance January 1, 1993	530,501.44
Sewers and Sewage Processing	725,528.03	Recreation-Culture		Collected in 1993	409,323.65
Garbage and Trash Disposal	1,007,250.00	Public Works	7,945.50	Cancelled, Abated or Adjusted 1993	103,351.98
Public Buildings and Grounds	140,650.00	Buildings and Grounds	70,289.54	Transfers to Tax Title Liens or Foreclosed	17,825.81
Other Public Works		Library and Education		Balance December 31, 1993	
HEALTH and WELFARE		Conservation		TAX TITLE LIENS OUTSTANDING	
Health Services Except Environmental	64,143.00	All Other		Balance January 1, 1993	9,649.88
Welfare-Public Assistance	5,950.00			Transfer From Taxes	21,778.63
Hospital, Clinics, First Aid		CAPITAL DEBT AUTHORIZED, DECEMBER 31, 1993		Redeemed In 1993	.20
Animal, Insect, & Radent Control		ISSUED AND UNISSUED		Cancelled, Abated or Adjusted (1993)	
Other Welfare Services		School	303,000	Transfer to Foreclosed Property	
RECREATION and CONSERVATION		Self-Liquidating	2,683,000	Balance December 31, 1993	31,428.31
Beaches and Boardwalks	168,350.00	Other	2,986,000	PROPERTY ACQUIRED BY DEED OR	
Parks, Playgrounds, Shade Trees	90,765.59	Total	2,683,000	FORECLOSURE	
Land Reclamation & Conservation	60,430.00			Balance January 1, 1993	38,400.00
Other Recreational Services		ISSUED AND OUTSTANDING		Transfers From Taxes or Liens	
EDUCATION (excluding schools)		School	303,000.00	Sale For Cash (1993)	38,400.00
Libraries	286,063.52	Self-Liquidating	1,319,000.00	Cancelled, Abated or Adjusted (1993)	
Other Educational Services		Other	1,622,000.00	Balance December 31, 1993	
STATUTORY EXPENDITURES		Total		CURRENT FINANCES DECEMBER 31, 1993	
Pensions & F. I. C. A.	137,260.72	EQUALIZED VALUATION BASIS		ASSETS	
Employee Fringe Benefits	410,433.00	FOR NET DEBT COMPUTATION	813,071,462	Cash Dec. 31, 1993	2,835,816.64
Other Statutory Expenditures		REAL PROPERTY VALUATIONS		Taxes Receivable	451,348.93
CETA And Other Public Employment Programs	6,952,039.17	Code Class # of Parcels % VAL'N	ASSESSED VALUATION	Tax Title Liens	31,428.31
MUNICIPAL FUNCTIONS TOTAL		1 Vacant Land 91 .92	5,766,380.00	Foreclosed Property	
CAPITAL IMPROVEMENTS		2 Residential 3201 91.90	575,481,850.00	Emergencies & Other Deferred Charges	181,829.65
DEBT SERVICE		3 Farm 5 .08	522,000.00	State and Federal Aid Receivable	
Principal Payments	390,500.00	4a Commercial 97 6.09	39,156,500.00	Other Receivables	91,515.07
Interest Payments	69,651.74	4b Industrial 12 .92	5,789,200.00	Total	3,591,938.60
		4c Apartments 1 .08	518,000.00	LIABILITIES, RESERVES, AND SURPLUS	
		Total 3407	626,233,930.00	Cash Liabilities	1,271,978.14
DEFERRED CHARGES	25,233.14	Land Area 2.90 Sq. Miles		Reserves for Receivables	574,292.31
SCHOOL, COUNTY, SPECIAL DISTRICT TAXES	13,253,037.29	Net Valuation Taxable-Municipal	636,005,374	Surplus Dec. 31, 1993	1,745,668.15
RESERVE FOR UNCOLLECTED TAXES	593,792.68	Net Valuation Taxable-County	829,468,262	Total	3,591,938.60
EXPENDITURES TOTAL	21,284,304.02	State Equalized Valuation	821,375,812		
		State Equalization Ratio	77.16		

2007

Population 1990 21,344
 Population 1993 21,460
 S & P Rating
 Moody Rating AAA

General Tax Rate Per \$100.
 10.29
 State Equalized Tax Rate
 3.26

HILLSIDE TOWNSHIP - UNION COUNTY

Form of Government:

Township Committee

Number of Members on Governing Body - 5

PER CAPITA:

Gross Debt 1,038.62
 Net Debt 994.25
 Debt Service 68.18
 Total Tax Levy 1,460.28
 Municipal Expenditures 1,069.74

PER CENT:

Gross Debt 2.19
 Net Debt 2.10
 Tax Levy Collected 92.84
 Tax Levy Cancelled, Abated or Adjusted .42

EXPENDITURES		REVENUES-REALIZED		1993 PROPERTY TAX	
GENERAL GOVERNMENT				STATE EQUALIZED TAX RATE	
Governing Body & Public Boards	850.00	1993 Property Taxes Collected		Local District School Taxes	1.37
Municipal Clerk		1993 Payments in Lieu of Taxes		Regional & Consolidated School Tax	
Financial Administration	216,050.00	Delinquent Tax & Lien Collections		School Taxes in Municipal Budget	
Assessment of Taxes	84,725.00	Business Personalty Replacement Taxes		County Taxes	.47
Collection of Taxes	101,275.00	Taxes From Public Utilities		County Library Taxes	
Planning, Housing & Development	6,000.00	Other Miscellaneous Tax Revenues		Local Municipal Purpose Taxes	1.41
Human Resources	328,236.66	State Aid Revenues		Veteran & Senior Citizen Taxes	
Elections	10,900.00	Federal Aid Revenues		Total Taxes for Rate Computation	3.25
General Administration (other)	1,872,700.00	Sale of Acquired Property		Special District Taxes	
JUDICIARY		Other Miscellaneous Revenues		Bank Corp. Taxes	
Municipal Courts	143,860.00	Prior Years Surplus Appropriated		Added and Omitted Taxes	
PUBLIC SAFETY		REVENUES		Total Taxes Levied - ABSTRACT	
Fire Protection	2,803,943.25	Reserve For Uncollected Taxes		Total Taxes Billed	
Police Protection	4,177,124.48	CAPITAL OUTLAY		1993 TAXES COLLECTED	
Civil Defense & Disaster Control	5,100.00	TOTAL		1993 Taxes Cancelled, Abated or Adjusted	
Environmental Inspection & Control	109,525.00			Transfer to Tax Title Liens or Foreclosed	
Other Public Safety				Balance Outstanding Dec. 31, 1993	
PUBLIC WORKS				PRIOR YEARS TAXES OUTSTANDING	
Streets and Drainage	1,136,910.00			Balance January 1, 1993	
Sewers and Sewage Processing	1,091,400.00			Collected in 1993	
Garbage and Trash Disposal	2,445,730.00			Cancelled, Abated or Adjusted 1993	
Public Buildings and Grounds	159,000.00			Transfers to Tax Title Liens or Foreclosed	
Other Public Works	300,900.00			Balance December 31, 1993	
HEALTH and WELFARE				TAX TITLE LIENS OUTSTANDING	
Health Services Except Environmental	193,747.43			Balance January 1, 1993	
Welfare-Public Assistance	46,406.00			Transfer From Taxes	
Hospital, Clinics, First Aid				Redeemed In 1993	
Animal, Insect, & Rodent Control	23,000.00			Cancelled, Abated or Adjusted (1993)	
Other Welfare Services				Transfer to Foreclosed Property	
RECREATION and CONSERVATION				Balance December 31, 1993	
Beaches and Boardwalks				PROPERTY ACQUIRED BY DEED OR	
Parks, Playgrounds, Shade Trees				FORECLOSURE	
Land Reclamation & Conservation	12,336.71			Balance January 1, 1993	
Other Recreational Services	260,240.00			Transfers From Taxes or Liens	
EDUCATION (excluding schools)				Sale For Cash (1993)	
Libraries	538,545.00			Cancelled, Abated or Adjusted (1993)	
Other Educational Services				Balance December 31, 1993	
STATUTORY EXPENDITURES				CURRENT FINANCES DECEMBER 31, 1993	
Pensions & F. I. C. A.	1,239,484.00			ASSETS	
Employee Fringe Benefits	2,237,000.00			Cash Dec. 31, 1993	
Other Statutory Expenditures				Taxes Receivable	
CETA And Other Public Employment Programs				Tax Title Liens	
MUNICIPAL FUNCTIONS				Foreclosed Property	
CAPITAL IMPROVEMENTS				Emergencies & Other Deferred Charges	
DEBT SERVICE				State and Federal Aid Receivable	
Principal Payments	560,000.00			Other Receivables	
Interest Payments	903,116.13			Total	
DEFERRED CHARGES				LIABILITIES, RESERVES, AND SURPLUS	
SCHOOL, COUNTY, SPECIAL DISTRICT TAXES	99,522.47			Cash Liabilities	
RESERVE FOR UNCOLLECTED TAXES	1,849,000.00			Reserves for Receivables	
EXPENDITURES				Surplus Dec. 31, 1993	
TOTAL	40,676,333.58			Total	

0905

Population 1990 33,397
 Population 1993 33,693
 S & P Rating
 Moody Rating BAA

General Tax Rate Per \$100. 2.33
 State Equalized Tax Rate 2.53

HOBOKEN CITY - HUDSON COUNTY

Form of Government:

Mayor-Council Plan D (OMCL 50)

Number of Members on Governing Body - 9

PER CAPITA:

Gross Debt 2,310.79
 Net Debt 1,637.13
 Debt Service 123.51
 Total Tax Levy 1,213.72
 Municipal Expenditures 1,379.46

PER CENT.

Gross Debt 4.87
 Net Debt 3.45
 Tax Levy Collected 88.87
 Tax Levy Cancelled, Abated or Adjusted 1.04

EXPENDITURES		REVENUES-REALIZED		1993 PROPERTY TAX	
GENERAL GOVERNMENT		1993 Property Taxes Collected		STATE EQUALIZED TAX RATE	
Governing Body & Public Boards	256,919.00	1993 Payments in Lieu of Taxes		Local District School Taxes	1.37
Municipal Clerk	210,294.00	Delinquent Tax & Lien Collections		Regional & Consolidated School Tax	
Financial Administration	446,705.50	Business Personal Replacement Taxes		School Taxes in Municipal Budget	.03
Assessment of Taxes	227,989.00	Taxes From Public Utilities		County Taxes	.62
Collection of Taxes	203,627.00	Other Miscellaneous Tax Revenues		County Library Taxes	
Planning, Housing & Development	221,450.00	State Aid Revenues		Local Municipal Purpose Taxes	.50
Human Resources	3,158,393.00	Federal Aid Revenues		Veteran & Senior Citizen Taxes	
Elections	159,500.00	Sale of Acquired Property		Total Taxes for Rate Computation	2.52
General Administration (other)	2,832,032.13	Other Miscellaneous Revenues		Special District Taxes	
JUDICIARY		Total		Bank Corp. Taxes	
Municipal Courts	677,492.00	Prior Years Surplus Appropriated		Added and Omitted Taxes	232,754.30
PUBLIC SAFETY		REVENUES TOTAL		Total Taxes Levied - ABSTRACT	40,893,889.66
Fire Protection	7,020,309.89	Reserve For Uncollected Taxes		Total Taxes Billed	41,645,372.28
Police Protection	4,875,177.00	CAPITAL OUTLAY TOTAL		1993 TAXES COLLECTED	37,011,280.20
Civil Defense & Disaster Control		Public Enterprises		1993 Taxes Cancelled, Abated or Adjusted	434,750.58
Environmental Inspection & Control	456,895.32	Recreation-Culture		Transfer to Tax Title Liens or Foreclosed	353,763.76
Other Public Safety		Public Works		Balance Outstanding Dec. 31, 1993	3,845,577.74
PUBLIC WORKS		Buildings and Grounds		PRIOR YEARS TAXES OUTSTANDING	
Streets and Drainage	1,105,023.00	Library and Education		Balance January 1, 1993	3,934,041.85
Sewers and Sewage Processing		Conservation		Collected in 1993	3,558,918.31
Garbage and Trash Disposal	3,470,129.00	All Other		Cancelled, Abated or Adjusted 1993	35,253.61
Public Buildings and Grounds	648,201.72	CAPITAL DEBT AUTHORIZED, DECEMBER 31, 1993		Transfers to Tax Title Liens or Foreclosed	34,811.95
Other Public Works	885,042.82	ISSUED AND UNISSUED		Balance December 31, 1993	305,057.98
HEALTH and WELFARE		SCHOOL		TAX TITLE LIENS OUTSTANDING	
Health Services Except Environmental	593,181.93	GROSS DEBT		Balance January 1, 1993	3,027,564.12
Welfare-Public Assistance	334,697.00	NET DEBT		Transfer From Taxes	388,575.71
Hospital, Clinics, First Aid		SCHOOL		Redeemed In 1993	1,353,155.51
Animal, Insect, & Rodent Control		Self-Liquidating		Cancelled, Abated or Adjusted (1993)	10,556.39
Other Welfare Services		Other		Transfer to Foreclosed Property	
RECREATION and CONSERVATION		Total		Balance December 31, 1993	2,052,427.93
Beaches and Boardwalks		ISSUED AND OUTSTANDING		PROPERTY ACQUIRED BY DEED OR FORECLOSURE	
Parks, Playgrounds, Shade Trees	559,364.00	SCHOOL		Balance January 1, 1993	2,846,200.00
Land Reclamation & Conservation		Self-Liquidating		Transfers From Taxes or Liens	
Other Recreational Services	5,000.00	Other		Sale For Cash (1993)	
EDUCATION (excluding schools)		Total		Cancelled, Abated or Adjusted (1993)	
Libraries	534,515.00	EQUALIZED VALUATION BASIS		Balance December 31, 1993	2,846,200.00
Other Educational Services	5,500.00	FOR NET DEBT COMPUTATION		CURRENT FINANCES DECEMBER 31, 1993	
STATUTORY EXPENDITURES		REAL PROPERTY VALUATIONS		ASSETS	
Pensions & F. I. C. A.	2,730,217.00	Code Class # of Parcels % VAL'N		Cash Dec. 31, 1993	10,968,022.77
Employee Fringe Benefits	5,605,476.12	ASSESSED VALUATION		Taxes Receivable	4,150,635.72
Other Statutory Expenditures	10,000.00	1 Vacant Land 249 1.81		Tax Title Liens	2,052,427.93
CETA And Other Public Employment Programs		2 Residential 5729 53.44		Foreclosed Property	2,846,200.00
MUNICIPAL FUNCTIONS TOTAL	37,232,131.43	3 Farm		Emergencies & Other Deferred Charges	5,187,454.28
CAPITAL IMPROVEMENTS *MEMO*	100,000.00	4a Commercial 1165 25.44		State and Federal Aid Receivable	875,797.09
DEBT SERVICE		4b Industrial 130 9.79		Other Receivables	2,617,022.02
Principal Payments	543,000.00	4c Apartments 372 9.52		Total	28,697,559.80
Interest Payments	3,613,435.79	Total 7645		LIABILITIES, RESERVES, AND SURPLUS	
TYPE I SCHL DEBT *MEMO	533,174.50	Land Area 1.30 Sq. Miles		Cash Liabilities	16,797,713.05
DEFERRED CHARGES	961,507.00	Net Valuation Taxable-Municipal		Reserves for Receivables	11,666,285.67
SCHOOL, COUNTY, SPECIAL DISTRICT TAXES	32,580,116.36	Net Valuation Taxable-County		Surplus Dec. 31, 1993	233,561.09
RESERVE FOR UNCOLLECTED TAXES	4,123,045.00	State Equalized Valuation		Total	28,697,559.80
EXPENDITURES TOTAL	79,053,235.58	State Equalization Ratio			

0223

Population 1990 3,935
 Population 1993 4,019
 S & P Rating
 Moody Rating AA2

General Tax Rate Per \$100. 1.75
 State Equalized Tax Rate 1.53

HO-HO-KUS BOROUGH - BERGEN COUNTY

Form of Government:

Borough Council

Number of Members on Governing Body - 6

PER CAPITA:

Gross Debt 1,685.37
 Net Debt 1,390.89
 Debt Service 198.94
 Total Tax Levy 2,071.67
 Municipal Expenditures 1,126.81

PER CENT:

Gross Debt 1.25
 Net Debt 1.03
 Tax Levy Collected 98.06
 Tax Levy Cancelled, Abated or Adjusted .07

EXPENDITURES		REVENUES-REALIZED		1993 PROPERTY TAX	
GENERAL GOVERNMENT		1993 Property Taxes Collected		STATE EQUALIZED TAX RATE 1.75	
Governing Body & Public Boards		1993 Payments in Lieu of Taxes	8,186,439.89	Local District School Taxes	3,968,284.00
Municipal Clerk		Delinquent Tax & Lien Collections	169,126.41	Regional & Consolidated School Tax	
Financial Administration	40,500.00	Business Personalty Replacement Taxes	33,544.96	School Taxes in Municipal Budget	
Assessment of Taxes	101,560.00	Taxes From Public Utilities	305,134.00	County Taxes	.28 1,517,418.70
Collection of Taxes	49,075.00	Other Miscellaneous Tax Revenues		County Library Taxes	
Planning, Housing & Development	29,370.00	State Aid Revenues	127,322.53	Local Municipal Purpose Taxes	.51 2,797,161.36
Human Resources	5,136.00	Federal Aid Revenues		Veteran & Senior Citizen Taxes	17,350.00
Elections				Total Taxes for Rate Computation	1.52 8,300,214.06
General Administration (other)	309,322.97			Special District Taxes	
JUDICIARY				Bank Corp. Taxes	
Municipal Courts	47,569.94			Added and Omitted Taxes	43,165.48
PUBLIC SAFETY		Sale of Acquired Property	436,707.48	Total Taxes Levied - ABSTRACT	8,326,029.54
Fire Protection	48,098.00	Other Miscellaneous Revenues	9,258,275.27	Total Taxes Billed	8,347,980.17
Police Protection	904,260.92			1993 TAXES COLLECTED	8,186,439.89
Civil Defense & Disaster Control	850.00	Prior Years Surplus Appropriated	770,000.00	1993 Taxes Cancelled, Abated or Adjusted	5,558.23
Environmental Inspection & Control	50,890.00	REVENUES TOTAL	10,028,275.27	Transfer to Tax Title Liens or Foreclosed	8,790.25
Other Public Safety		Reserve For Uncollected Taxes	281,066.28	Balance Outstanding Dec. 31, 1993	147,191.80
PUBLIC WORKS		CAPITAL OUTLAY TOTAL	1,130,791.91	PRIOR YEARS TAXES OUTSTANDING	
Streets and Drainage	270,460.00			Balance January 1, 1993	169,130.64
Sewers and Sewage Processing	659,960.00	Public Enterprises	81,577.07	Collected in 1993	169,126.41
Gorbage and Trash Disposal		Recreation-Culture		Cancelled, Abated or Adjusted 1993	4.23
Public Buildings and Grounds	82,670.00	Public Works	225,440.51	Transfers to Tax Title Liens or Foreclosed	
Other Public Works		Buildings and Grounds	823,774.33	Balance December 31, 1993	
HEALTH and WELFARE		Library and Education		TAX TITLE LIENS OUTSTANDING	
Health Services Except Environmental	21,920.00	Conservation		Balance January 1, 1993	17,822.07
Welfare-Public Assistance	1,955.00	All Other		Transfer From Taxes	8,790.25
Hospital, Clinics, First Aid				Redeemed in 1993	
Animal, Insect, & Rodent Control		CAPITAL DEBT AUTHORIZED, DECEMBER 31, 1993		Cancelled, Abated or Adjusted (1993)	
Other Welfare Services		ISSUED AND UNISSUED		Transfer to Foreclosed Property	
RECREATION and CONSERVATION		School		Balance December 31, 1993	26,612.32
Beaches and Boardwalks		Self-Liquidating	1,183,504	PROPERTY ACQUIRED BY DEED OR	
Parks, Playgrounds, Shade Trees	6,000.00	Other	5,590,000	FORECLOSURE	
Land Reclamation & Conservation	157,348.03	Total	6,773,504	Balance January 1, 1993	17,400.00
Other Recreational Services	3,000.00			Transfers From Taxes or Liens	
EDUCATION (excluding schools)		ISSUED AND OUTSTANDING		Sale For Cash (1993)	
Libraries	206,905.00	School	1,183,504.64	Cancelled, Abated or Adjusted (1993)	
Other Educational Services		Self-Liquidating	5,588,250.00	Balance December 31, 1993	17,400.00
STATUTORY EXPENDITURES		Other	6,771,754.64	CURRENT FINANCES DECEMBER 31, 1993	
Pensions & F. I. C. A.	246,300.00			ASSETS	
Employee Fringe Benefits	182,780.00	EQUALIZED VALUATION BASIS		Cash Dec. 31, 1993	2,150,396.77
Other Statutory Expenditures	100.00	FOR NET DEBT COMPUTATION	543,935,799	Taxes Receivable	147,191.80
CETA And Other Public Employment Programs		REAL PROPERTY VALUATIONS		Tax Title Liens	26,612.32
MUNICIPAL FUNCTIONS TOTAL	3,426,030.86	Code Class # of Parcels % VAL'N		Foreclosed Property	17,400.00
CAPITAL IMPROVEMENTS *MEMO*	55,000.00	1 Vacant Land 74 1.67	7,890,300.00	Emergencies & Other Deferred Charges	44,000.00
DEBT SERVICE		2 Residential 1415 91.10	431,457,100.00	State and Federal Aid Receivable	
Principal Payments	498,750.00	3 Farm		Other Receivables	28,605.21
Interest Payments	300,797.14	4a Commercial 37 7.24	34,272,200.00	Total	2,414,206.10
DEFERRED CHARGES		4b Industrial		LIABILITIES, RESERVES, AND SURPLUS	
SCHOOL, COUNTY, SPECIAL DISTRICT TAXES	22,000.00	4c Apartments		Cash Liabilities	1,072,965.85
RESERVE FOR UNCOLLECTED TAXES	5,485,702.70	Total 1526	473,619,600.00	Reserves for Receivables	219,809.33
EXPENDITURES TOTAL	10,014,346.98	Land Area 1.80 Sq. Miles		Surplus Dec. 31, 1993	1,121,430.92
		Net Valuation Taxable-Municipal	474,385,605	Total	2,414,206.10
		Net Valuation Taxable-County	539,313,393		
		State Equalized Valuation	543,161,333		
		State Equalization Ratio	87.32		

1015

Population 1990 4,892
 Population 1993 4,946
 S & P Rating
 Moody Rating

General Tax Rate Per \$100. 1.15
 State Equalized Tax Rate 1.10

HOLLAND TOWNSHIP - HUNTERDON CO.

Form of Government:
 Township Committee

Number of Members on Governing Body - 3

PER CAPITA:

Gross Debt 121.77
 Net Debt 74.00
 Debt Service
 Total Tax Levy 832.36
 Municipal Expenditures 773.69

PER CENT

Gross Debt .14
 Net Debt .10
 Tax Levy Collected 95.83
 Tax Levy Cancelled, Abated or Adjusted .12

EXPENDITURES		REVENUES-REALIZED		1993 PROPERTY TAX	
GENERAL GOVERNMENT				STATE EQUALIZED TAX RATE	
Governing Body & Public Boards		1993 Property Taxes Collected	3,951,468.50	Local District School Taxes .38	1,423,061.00
Municipal Clerk		1993 Payments in Lieu of Taxes		Regional & Consolidated School Tax .40	1,474,879.38
Financial Administration	44,250.00	Delinquent Tax & Lien Collections	176,202.35	School Taxes in Municipal Budget	
Assessment of Taxes	28,200.00	Business Personalty Replacement Taxes	51,415.48	County Taxes .30	1,101,369.39
Collection of Taxes	24,300.00	Taxes From Public Utilities	2,812,650.00	County Library Taxes .03	95,880.74
Planning, Housing & Development	89,685.00	Other Miscellaneous Tax Revenues		Local Municipal Purpose Taxes	
Human Resources	10,669.00	State Aid Revenues	119,864.00	Veteran & Senior Citizen Taxes	51,400.00
Elections	1,700.00	Federal Aid Revenues		Total Taxes for Rate Computation 1.11	4,146,590.51
General Administration (other)	370,455.00			Special District Taxes	
JUDICIARY				Bank Corp. Taxes	
Municipal Courts	23,268.00	Sale of Acquired Property		Added and Omitted Taxes	21,664.10
PUBLIC SAFETY		Other Miscellaneous Revenues	492,821.84	Total Taxes Levied - ABSTRACT	4,116,854.61
Fire Protection	45,700.00		7,604,422.17	Total Taxes Billed	4,123,269.71
Police Protection	318,442.00	Prior Years Surplus Appropriated	4,000,000.00	1993 TAXES COLLECTED	3,951,468.50
Civil Defense & Disaster Control	12,380.00	REVENUES TOTAL	11,604,422.17	1993 Taxes Cancelled, Abated or Adjusted	4,784.35
Environmental Inspection & Control		Reserve For Uncollected Taxes	283,500.00	Transfer to Tax Title Liens or Foreclosed	21,969.60
Other Public Safety		CAPITAL OUTLAY TOTAL	81,092.43	Balance Outstanding Dec. 31, 1993	145,047.26
PUBLIC WORKS				PRIOR YEARS TAXES OUTSTANDING	
Streets and Drainage	493,070.00	Public Enterprises		Balance January 1, 1993	172,699.23
Sewers and Sewage Processing		Recreation-Culture		Collected in 1993	169,867.25
Garbage and Trash Disposal		Public Works	26,306.43	Cancelled, Abated or Adjusted 1993	60.13
Public Buildings and Grounds	64,800.00	Buildings and Grounds	54,786.00	Transfers to Tax Title Liens or Foreclosed	6.45
Other Public Works	15,000.00	Library and Education		Balance December 31, 1993	2,765.40
HEALTH and WELFARE		Conservation		TAX TITLE LIENS OUTSTANDING	
Health Services Except Environmental	14,135.00	All Other		Balance January 1, 1993	90,146.51
Welfare-Public Assistance	11,250.00	CAPITAL DEBT AUTHORIZED, DECEMBER 31, 1993		Transfer From Taxes	21,991.53
Hospital, Clinics, First Aid	1,000.00	ISSUED AND UNISSUED		Redeemed in 1993	6,335.10
Animal, Insect, & Rodent Control	7,000.00	School	236,272	Cancelled, Abated or Adjusted (1993)	
Other Welfare Services		Self-Liquidating	366,000	Transfer to Foreclosed Property	
RECREATION and CONSERVATION		Other		Balance December 31, 1993	105,802.94
Beaches and Boardwalks		Total	602,272	PROPERTY ACQUIRED BY DEED OR FORECLOSURE	
Parks, Playgrounds, Shade Trees	79,750.00	ISSUED AND OUTSTANDING		Balance January 1, 1993	
Land Reclamation & Conservation	60,025.00	School	236,272.22	Transfers From Taxes or Liens	
Other Recreational Services	7,500.00	Self-Liquidating	366,000.00	Sale For Cash (1993)	
EDUCATION (excluding schools)		Other		Cancelled, Abated or Adjusted (1993)	
Libraries	25,000.00	Total	602,272.22	Balance December 31, 1993	
Other Educational Services	1,643,424.00	EQUALIZED VALUATION BASIS		CURRENT FINANCES DECEMBER 31, 1993	
STATUTORY EXPENDITURES		FOR NET DEBT COMPUTATION	366,464.787	ASSETS	
Pensions & F. I. C. A.	93,900.00	REAL PROPERTY VALUATIONS		Cash Dec. 31, 1993	12,360,011.19
Employee Fringe Benefits	75,000.00	Code Class # of Parcels % VAL'N	ASSESSED VALUATION	Taxes Receivable	147,812.66
Other Statutory Expenditures	8,000.00	1 Vacant Land 280 6.14	21,744,000.00	Tax Title Liens	105,802.94
CETA And Other Public Employment Programs		2 Residential 1646 78.25	277,147,900.00	Foreclosed Property	
MUNICIPAL FUNCTIONS		3 Farm 330 6.31	24,122,479.00	Emergencies & Other Deferred Charges	
CAPITAL IMPROVEMENTS		4a Commercial 26 2.78	9,844,700.00	State and Federal Aid Receivable	
DEBT SERVICE		4b Industrial 12 5.94	21,032,450.00	Other Receivables	3,535.15
Principal Payments		4c Apartments 1 .08	270,000.00	Total	12,617,161.94
Interest Payments		Total 2295	354,161,529.00	LIABILITIES, RESERVES, AND SURPLUS	
DEFERRED CHARGES		Land Area 22.70 Sq. Miles		Cash Liabilities	2,181,730.58
SCHOOL, COUNTY, SPECIAL DISTRICT TAXES	4,095,190.51	Net Valuation Taxable-Municipal	356,657,009	Reserves for Receivables	257,150.75
RESERVE FOR UNCOLLECTED TAXES	283,500.00	Net Valuation Taxable-County	364,897,394	Surplus Dec. 31, 1993	10,178,290.61
EXPENDITURES TOTAL	7,946,593.51	State Equalized Valuation	373,151,188	Total	12,617,161.94
		State Equalization Ratio	95.55		

1318

Population 1990 11,532
 Population 1993 12,333
 S & P Rating
 Moody Rating AA

General Tax Rate Per \$100. 1.95
 State Equalized Tax Rate 1.85

HOLMDEL TOWNSHIP - MONMOUTH CO.

Form of Government:

Township Committee

Number of Members on Governing Body - 5

PER CAPITA:

Gross Debt 2,106.63
 Net Debt 1,200.50
 Debt Service 149.42
 Total Tax Levy 2,539.30
 Municipal Expenditures 868.22

PER CENT:

Gross Debt 1.55
 Net Debt .88
 Tax Levy Collected 97.04
 Tax Levy Cancelled, Abated or Adjusted .38

EXPENDITURES		REVENUES-REALIZED		1993 PROPERTY TAX	
GENERAL GOVERNMENT		1993 Property Taxes Collected		STATE EQUALIZED TAX RATE 1.14	
Governing Body & Public Boards	10,600.00	1993 Payments in Lieu of Taxes		Local District School Taxes	19,054,356.00
Municipal Clerk	105,200.00	Delinquent Tax & Lien Collections		Regional & Consolidated School Tax	
Financial Administration	164,500.00	Business Personalty Replacement Taxes		School Taxes in Municipal Budget	
Assessment of Taxes	46,900.00	Taxes From Public Utilities		County Taxes	* 8,013,738.51
Collection of Taxes	84,500.00	Other Miscellaneous Tax Revenues		County Library Taxes	.48 328,746.83
Planning, Housing & Development	190,100.00	State Aid Revenues		Local Municipal Purpose Taxes	.21 3,519,577.55
Human Resources	109,925.00	Federal Aid Revenues		Veteran & Senior Citizen Taxes	39,200.00
Elections	3,000.00	Sale of Acquired Property		Total Taxes for Rate Computation	1.85 30,955,618.89
General Administration (other)	1,020,702.00	Other Miscellaneous Revenues		Special District Taxes	
JUDICIARY		Total		Bank Corp. Taxes	
Municipal Courts	115,500.00	Prior Years Surplus Appropriated		Added and Omitted Taxes	400,710.81
PUBLIC SAFETY		REVENUES TOTAL		Total Taxes Levied - ABSTRACT	31,317,129.70
Fire Protection	568,458.00	Reserve For Uncollected Taxes		Total Taxes Billed	31,331,857.13
Police Protection	1,828,316.88	CAPITAL OUTLAY TOTAL		1993 TAXES COLLECTED	30,403,365.31
Civil Defense & Disaster Control	3,840.00	Public Enterprises		1993 Taxes Cancelled, Abated or Adjusted	119,608.22
Environmental Inspection & Control	154,000.00	Recreation-Culture		Transfer to Tax Title Liens or Foreclosed	18,594.04
Other Public Safety		Public Works		Balance Outstanding Dec. 31, 1993	790,289.56
PUBLIC WORKS		Buildings and Grounds		PRIOR YEARS TAXES OUTSTANDING	
Streets and Drainage	1,189,800.00	Library and Education		Balance January 1, 1993	1,341,077.72
Sewers and Sewage Processing	1,000.00	Conservation		Collected in 1993	1,247,483.90
Gorbage and Trash Disposal	90,000.00	All Other		Cancelled, Abated or Adjusted 1993	33,053.61
Public Buildings and Grounds	142,000.00	CAPITAL DEBT AUTHORIZED, DECEMBER 31, 1993		Transfers to Tax Title Liens or Foreclosed	
Other Public Works	47,000.00	ISSUED AND UNISSUED		Balance December 31, 1993	60,540.21
HEALTH and WELFARE		GROSS DEBT		TAX TITLE LIENS OUTSTANDING	
Health Services Except Environmental	170,000.00	NET DEBT		Balance January 1, 1993	238,707.34
Welfare-Public Assistance	5,000.00	SCHOOL		Transfer From Taxes	18,594.04
Hospital, Clinics, First Aid		Self-Liquidating		Redeemed in 1993	181,985.65
Animal, Insect, & Rodent Control		Other		Cancelled, Abated or Adjusted (1993)	
Other Welfare Services		Total		Transfer to Foreclosed Property	
RECREATION and CONSERVATION		ISSUED AND OUTSTANDING		Balance December 31, 1993	75,315.73
Beaches and Boardwalks		SCHOOL		PROPERTY ACQUIRED BY DEED OR	
Parks, Playgrounds, Shade Trees	64,000.00	Self-Liquidating		FORECLOSURE	
Land Reclamation & Conservation	118,659.23	Other		Balance January 1, 1993	73,600.00
Other Recreational Services	16,000.00	Total		Transfers From Taxes or Liens	
EDUCATION (excluding schools)		EQUALIZED VALUATION BASIS		Sale For Cash (1993)	
Libraries	28,800.00	FOR NET DEBT COMPUTATION		Cancelled, Abated or Adjusted (1993)	
Other Educational Services	2,000.00	REAL PROPERTY VALUATIONS		Balance December 31, 1993	73,600.00
STATUTORY EXPENDITURES		Code Class # of Parcels % VAL'N ASSESSED VALUATION		CURRENT FINANCES DECEMBER 31, 1993	
Pensions & F. I. C. A.	439,660.00	1 Vacant Land 495 4.31 75,764,775.00		ASSETS	
Employee Fringe Benefits	504,000.00	2 Residential 3513 69.57 1,096,479,914.00		Cash Dec. 31, 1993	9,020,424.69
Other Statutory Expenditures		3 Farm 144 1.02 16,008,040.00		Taxes Receivable	850,829.77
CETA And Other Public Employment Programs	7,223,460.11	4a Commercial 156 7.95 125,342,320.00		Tax Title Liens	75,315.73
MUNICIPAL FUNCTIONS TOTAL	1,525,000.00	4b Industrial 14 16.66 262,523,600.00		Foreclosed Property	73,600.00
CAPITAL IMPROVEMENTS		4c Apartments		Emergencies & Other Deferred Charges	63,960.00
DEBT SERVICE		Total		State and Federal Aid Receivable	42,567.96
Principal Payments	1,096,612.04	Land Area 17.70 Sq. Miles		Other Receivables	62,223.64
Interest Payments	765,140.12	Net Valuation Taxable-Municipal		Total	10,188,921.79
DEFERRED CHARGES		Net Valuation Taxable-County		LIABILITIES, RESERVES, AND SURPLUS	
SCHOOL, COUNTY, SPECIAL DISTRICT TAXES	27,396,841.34	State Equalized Valuation		Cash Liabilities	5,842,067.34
RESERVE FOR UNCOLLECTED TAXES	1,563,584.00	State Equalization Ratio		Reserves for Receivables	1,061,969.14
EXPENDITURES TOTAL	38,104,617.61			Surplus Dec. 31, 1993	3,284,885.31
				Total	10,188,921.79

1912

Population 1990 **15,586**
 Population 1993 **15,954**
 S & P Rating
 Moody Rating **9AA1**

General Tax Rate Per \$100. **2.22**
 State Equalized Tax Rate **2.40**

HOPATCONG BOROUGH - SUSSEX COUNTY

Form of Government:

Borough Council

Number of Members on Governing Body - 6

PER CAPITA

Gross Debt **381.77**
 Net Debt **272.14**
 Debt Service **39.18**
 Total Tax Levy **1,200.57**
 Municipal Expenditures **511.20**

PER CENT:

Gross Debt **.75**
 Net Debt **.53**
 Tax Levy Collected **96.28**
 Tax Levy Cancelled, Abated or Adjusted **.22**

EXPENDITURES		REVENUES-REALIZED		1993 PROPERTY TAX	
GENERAL GOVERNMENT		1993 Property Taxes Collected		STATE EQUALIZED TAX RATE 1.31	10,477,377.50
Governing Body & Public Boards		1993 Payments in Lieu of Taxes	18,515,998.09	Local District School Taxes	
Municipal Clerk		Delinquent Tax & Lien Collections	671,448.54	Regional & Consolidated School Tax	
Financial Administration	88,000.00	Business Personalty Replacement Taxes	21,248.00	School Taxes in Municipal Budget	
Assessment of Taxes	96,225.00	Taxes From Public Utilities	441,114.29	County Taxes	.41 3,243,477.69
Collection of Taxes	109,710.00	Other Miscellaneous Tax Revenues		County Library Taxes	.03 263,228.27
Planning, Housing & Development	93,000.00	State Aid Revenues	911,328.08	Local Municipal Purpose Taxes	.64 5,136,000.00
Human Resources	123,805.00	Federal Aid Revenues		Veteran & Senior Citizen Taxes	116,100.00
Elections	9,300.00			Total Taxes for Rate Computation	2.39 19,236,183.46
General Administration (other)	993,789.22			Special District Taxes	
JUDICIARY				Bank Corp. Taxes	
Municipal Courts	131,053.00	Sale of Acquired Property		Added and Omitted Taxes	33,842.23
PUBLIC SAFETY		Other Miscellaneous Revenues	1,272,378.33	Total Taxes Levied - ABSTRACT	19,153,925.69
Fire Protection	149,389.00	Total	21,833,515.33	Total Taxes Billed	19,232,207.27
Police Protection	1,367,706.30	Prior Years Surplus Appropriated	555,000.00	1993 TAXES COLLECTED	18,515,998.09
Civil Defense & Disaster Control	1,000.00	REVENUES	22,388,515.33	1993 Taxes Cancelled, Abated or Adjusted	41,962.42
Environmental Inspection & Control	133,963.00	Reserve For Uncollected Taxes	1,026,596.00	Transfer to Tax Title Liens or Foreclosed	99,418.76
Other Public Safety		CAPITAL OUTLAY	579,788.03	Balance Outstanding Dec. 31, 1993	574,828.00
PUBLIC WORKS		TOTAL		PRIOR YEARS TAXES OUTSTANDING	
Streets and Drainage	58,900.00	Public Enterprises		Balance January 1, 1993	647,262.74
Sewers and Sewage Processing	37,550.00	Recreation-Culture	14,718.34	Collected in 1993	577,950.23
Garbage and Trash Disposal		Public Works	20,618.35	Cancelled, Abated or Adjusted 1993	18,390.21
Public Buildings and Grounds	262,610.00	Buildings and Grounds	544,451.34	Transfers to Tax Title Liens or Foreclosed	33,149.01
Other Public Works	1,206,750.00	Library and Education		Balance December 31, 1993	17,773.29
HEALTH and WELFARE		Conservation		TAX TITLE LIENS OUTSTANDING	
Health Services Except Environmental	206,825.00	All Other		Balance January 1, 1993	463,094.00
Welfare-Public Assistance	267,608.00			Transfer From Taxes	136,298.10
Hospital, Clinics, First Aid		CAPITAL DEBT AUTHORIZED, DECEMBER 31, 1993		Redeemed in 1993	93,498.31
Animal, Insect, & Rodent Control	28,000.00	ISSUED AND UNISSUED		Cancelled, Abated or Adjusted (1993)	
Other Welfare Services		School	1,749,000	Transfer to Foreclosed Property	
RECREATION and CONSERVATION		Self-Liquidating		Balance December 31, 1993	505,893.79
Beaches and Boardwalks	32,000.00	Other	4,341,712	PROPERTY ACQUIRED BY DEED OR	
Parks, Playgrounds, Shade Trees	19,193.73	Total	6,090,712	FORECLOSURE	
Land Reclamation & Conservation	115,600.00	ISSUED AND OUTSTANDING		Balance January 1, 1993	2,970,565.10
Other Recreational Services		School	1,749,000.00	Transfers From Taxes or Liens	
EDUCATION (excluding schools)		Self-Liquidating		Sale For Cash (1993)	
Libraries		Other	3,941,262.49	Cancelled, Abated or Adjusted (1993)	
Other Educational Services	500.00	Total	5,690,262.49	Balance December 31, 1993	2,970,565.10
STATUTORY EXPENDITURES		EQUALIZED VALUATION BASIS		CURRENT FINANCES DECEMBER 31, 1993	
Pensions & F. I. C. A.	461,539.00	FOR NET DEBT COMPUTATION	815,126,751	ASSETS	
Employee Fringe Benefits	488,000.00	REAL PROPERTY VALUATIONS		Cash Dec. 31, 1993	2,198,328.42
Other Statutory Expenditures	22,000.00	Code Class # of Parcels % VAL'N	ASSESSED VALUATION	Taxes Receivable	592,601.29
CETA And Other Public Employment Programs		1 Vacant Land 2160 3.21	27,658,300.00	Tax Title Liens	505,893.79
MUNICIPAL FUNCTIONS	6,504,019.25	2 Residential 5985 93.32	804,901,400.00	Foreclosed Property	2,970,565.10
CAPITAL IMPROVEMENTS	623,500.00	3 Farm 18 .15	1,272,200.00	Emergencies & Other Deferred Charges	
DEBT SERVICE		4a Commercial 79 3.30	28,450,500.00	State and Federal Aid Receivable	34,688.21
Principal Payments	374,292.76	4b Industrial		Other Receivables	93,770.06
Interest Payments	250,892.18	4c Apartments 1 .03	269,000.00	Total	6,395,846.87
DEFERRED CHARGES		Total 8243	362,551,400.00	LIABILITIES, RESERVES, AND SURPLUS	
SCHOOL, COUNTY, SPECIAL DISTRICT TAXES	13,784,083.46	Land Area 10.80 Sq. Miles	364,791,218	Cash Liabilities	1,043,081.67
RESERVE FOR UNCOLLECTED TAXES	1,026,596.00	Net Valuation Taxable-Municipal	812,361,653	Reserves for Receivables	4,162,830.24
EXPENDITURES	22,139,793.65	Net Valuation Taxable-County	800,528,943	Surplus Dec. 31, 1993	1,189,934.96
TOTAL		State Equalized Valuation	108.05	Total	6,395,846.87

2111

Population 1990 1,719
 Population 1993 1,707
 S & P Rating
 Moody Rating

General Tax Rate Per \$100. 2.58
 State Equalized Tax Rate 2.24

HOPE TOWNSHIP - WARREN COUNTY
 Form of Government:
Township Committee
 Number of Members on Governing Body - 3

PER CAPITA:
 Gross Debt 583.33
 Net Debt 348.41
 Debt Service 48.73
 Total Tax Levy 1,518.61
 Municipal Expenditures 606.72

PER CENT:
 Gross Debt .84
 Net Debt .50
 Tax Levy Collected 91.93
 Tax Levy Cancelled, Abated or Adjusted .01

EXPENDITURES		REVENUES-REALIZED		1993 PROPERTY TAX	
GENERAL GOVERNMENT				STATE EQUALIZED TAX RATE 1.44	
Governing Body & Public Boards		1993 Property Taxes Collected	2,389,084.77	Local District School Taxes	1,656,176.00
Municipal Clerk		1993 Payments in Lieu of Taxes		Regional & Consolidated School Tax	
Financial Administration	21,848.82	Delinquent Tax & Lien Collections	275,971.63	School Taxes in Municipal Budget	
Assessment of Taxes	13,889.00	Business Personalty Replacement Taxes	20,175.84	County Taxes	752,374.15
Collection of Taxes	17,755.00	Taxes From Public Utilities	156,988.00	County Library Taxes	64,826.33
Planning, Housing & Development	28,527.00	Other Miscellaneous Tax Revenues		Local Municipal Purpose Taxes	97,000.00
Human Resources	4,126.00	State Aid Revenues	116,968.81	Veteran & Senior Citizen Taxes	11,000.00
Elections	900.00	Federal Aid Revenues		Total Taxes for Rate Computation	2,581,376.48
General Administration (other)	126,055.00			Special District Taxes	
JUDICIARY		Sale of Acquired Property		Bank Corp. Taxes	
Municipal Courts	95,091.41	Other Miscellaneous Revenues	252,303.63	Added and Omitted Taxes	21,882.27
PUBLIC SAFETY		Total	3,211,492.68	Total Taxes Levied - ABSTRACT	2,592,258.75
Fire Protection	27,308.00	Prior Years Surplus Appropriated	279,345.06	Total Taxes Billed	2,598,738.41
Police Protection	8,000.00	REVENUES	3,490,837.74	1993 TAXES COLLECTED	2,389,084.77
Civil Defense & Disaster Control	2,100.00	Reserve For Uncollected Taxes	287,662.50	1993 Taxes Cancelled, Abated or Adjusted	324.30
Environmental Inspection & Control	14,766.00	CAPITAL OUTLAY TOTAL	276,964.87	Transfer to Tax Title Liens or Foreclosed	25,274.97
Other Public Safety				Balance Outstanding Dec. 31, 1993	184,054.37
PUBLIC WORKS				PRIOR YEARS TAXES OUTSTANDING	
Streets and Drainage	133,350.00	Public Enterprises		Balance January 1, 1993	261,534.10
Sewers and Sewage Processing		Recreation-Culture	4,537.14	Collected in 1993	237,158.62
Garbage and Trash Disposal	33,410.00	Public Works	45,039.62	Cancelled, Abated or Adjusted 1993	
Public Buildings and Grounds	31,950.00	Buildings and Grounds	227,388.11	Transfers to Tax Title Liens or Foreclosed	1,577.03
Other Public Works		Library and Education		Balance December 31, 1993	22,798.45
HEALTH and WELFARE		Conservation		TAX TITLE LIENS OUTSTANDING	
Health Services Except Environmental	100.00	All Other		Balance January 1, 1993	99,977.04
Welfare-Public Assistance	2,260.00	CAPITAL DEBT AUTHORIZED, DECEMBER 31, 1993		Transfer From Taxes	26,852.00
Hospital, Clinics, First Aid		ISSUED AND UNISSUED		Redeemed In 1993	38,813.01
Animal, Insect, & Rodent Control	6,256.00	School	401,000	Cancelled, Abated or Adjusted (1993)	423.09
Other Welfare Services		Self-Liquidating		Transfer to Foreclosed Property	
RECREATION and CONSERVATION		Other	594,743	Balance December 31, 1993	87,592.94
Beaches and Boardwalks		Total	995,743	PROPERTY ACQUIRED BY DEED OR FORECLOSURE	
Parks, Playgrounds, Shade Trees				Balance January 1, 1993	
Land Reclamation & Conservation	500.00	ISSUED AND OUTSTANDING		Transfers From Taxes or Liens	
Other Recreational Services	33,116.00	School	401,000.00	Sale For Cash (1993)	
EDUCATION (excluding schools)		Self-Liquidating		Cancelled, Abated or Adjusted (1993)	
Libraries		Other	519,243.80	Balance December 31, 1993	
Other Educational Services	750.00	Total	920,243.80	CURRENT FINANCES DECEMBER 31, 1993	
STATUTORY EXPENDITURES		EQUALIZED VALUATION BASIS		ASSETS	
Pensions & F. I. C. A.	24,500.00	FOR NET DEBT COMPUTATION	119,184,866	Cash Dec. 31, 1993	852,814.07
Employee Fringe Benefits	25,968.70	REAL PROPERTY VALUATIONS		Taxes Receivable	206,852.82
Other Statutory Expenditures	2,500.00	Code Class # of Parcels % VAL'N	ASSESSED VALUATION	Tax Title Liens	87,592.94
CETA And Other Public Employment Programs		1 Vacant Land 218 7.33	7,251,350.00	Foreclosed Property	
MUNICIPAL FUNCTIONS		2 Residential 567 71.23	70,451,775.00	Emergencies & Other Deferred Charges	19,314.67
CAPITAL IMPROVEMENTS *MEMO*		3 Farm 320 15.68	15,510,376.00	State and Federal Aid Receivable	38,000.00
DEBT SERVICE		4a Commercial 29 5.32	5,262,600.00	Other Receivables	97,473.70
Principal Payments	64,319.40	4b Industrial 1 .19	185,600.00	Total	1,302,048.20
Interest Payments	18,861.45	4c Apartments 1 .25	251,200.00	LIABILITIES, RESERVES, AND SURPLUS	
		Total 1136	98,912,899.00	Cash Liabilities	262,785.39
DEFERRED CHARGES		Land Area 18.90 Sq. Miles		Reserves for Receivables	419,336.33
SCHOOL, COUNTY, SPECIAL DISTRICT TAXES	2,473,376.48	Net Valuation Taxable-Municipal	99,878,145	Surplus Dec. 31, 1993	619,925.98
RESERVE FOR UNCOLLECTED TAXES	287,662.50	Net Valuation Taxable-County	117,985,161	Total	1,302,048.20
EXPENDITURES TOTAL	3,509,046.76	State Equalized Valuation	115,091,125		
		State Equalization Ratio	86.67		

1135

Population 1990 1,968
 Population 1993 2,058
 S & P Rating
 Moody Rating

General Tax Rate Per \$100. 4.46
 State Equalized Tax Rate 2.11

HOPEWELL BOROUGH - MERCER COUNTY

Form of Government:

Borough Council

Number of Members on Governing Body - 6

PER CAPITA:

Gross Debt 1,371.42
 Net Debt 374.27
 Debt Service 93.81
 Total Tax Levy 1,535.13
 Municipal Expenditures 660.86

PER CENT:

Gross Debt 2.01
 Net Debt .55
 Tax Levy Collected 95.59
 Tax Levy Cancelled, Abated or Adjusted .46

EXPENDITURES		REVENUES-REALIZED		1993 PROPERTY TAX	
GENERAL GOVERNMENT				STATE EQUALIZED TAX RATE	
Governing Body & Public Boards		1993 Property Taxes Collected	3,043,345.77	Local District School Taxes	
Municipal Clerk		1993 Payments in Lieu of Taxes		Regional & Consolidated School Tax	1.15
Financial Administration	16,600.00	Delinquent Tax & Lien Collections	162,192.71	School Taxes in Municipal Budget	
Assessment of Taxes	44,538.00	Business Personalty Replacement Taxes	32,915.68	County Taxes	.53
Collection of Taxes	12,500.00	Taxes From Public Utilities	117,181.93	County Library Taxes	
Planning, Housing & Development	19,800.00	Other Miscellaneous Tax Revenues		Local Municipal Purpose Taxes	.42
Human Resources		State Aid Revenues	107,817.89	Veteran & Senior Citizen Taxes	
Elections	1,000.00	Federal Aid Revenues		Total Taxes for Rate Computation	2.10
General Administration (other)	163,419.00			Special District Taxes	
JUDICIARY				Bank Corp. Taxes	
Municipal Courts	15,435.00	Sale of Acquired Property		Added and Omitted Taxes	
PUBLIC SAFETY		Other Miscellaneous Revenues	305,351.97	Total Taxes Levied - ABSTRACT	
Fire Protection		Total	3,768,805.95	Total Taxes Billed	3,174,651.37
Police Protection	209,105.00	Prior Years Surplus Appropriated	125,000.00	1993 TAXES COLLECTED	3,043,345.77
Civil Defense & Disaster Control	1,000.00	REVENUES	3,893,805.95	1993 Taxes Cancelled, Abated or Adjusted	14,700.79
Environmental Inspection & Control		Reserve For Uncollected Taxes	163,050.68	Transfer to Tax Title Liens or Foreclosed	
Other Public Safety		CAPITAL OUTLAY	406,929.32	Balance Outstanding Dec. 31, 1993	125,781.21
PUBLIC WORKS		TOTAL		PRIOR YEARS TAXES OUTSTANDING	
Streets and Drainage	76,649.00	Public Enterprises	32,890.48	Balance January 1, 1993	200,592.07
Sewers and Sewage Processing	165,563.00	Recreation-Culture		Collected in 1993	162,192.71
Garbage and Trash Disposal	175,000.00	Public Works	64,954.44	Cancelled, Abated or Adjusted 1993	6,455.72
Public Buildings and Grounds	15,000.00	Buildings and Grounds	307,084.60	Transfers to Tax Title Liens or Foreclosed	
Other Public Works		Library and Education		Balance December 31, 1993	31,943.64
HEALTH and WELFARE		Conservation		TAX TITLE LIENS OUTSTANDING	
Health Services Except Environmental	11,260.00	All Other		Balance January 1, 1993	
Welfare-Public Assistance	700.00			Transfer From Taxes	
Hospital, Clinics, First Aid		CAPITAL DEBT AUTHORIZED, DECEMBER 31, 1993		Redeemed In 1993	
Animal, Insect, & Rodent Control	2,400.00	ISSUED AND UNISSUED		Cancelled, Abated or Adjusted (1993)	
Other Welfare Services		School	1,402,842	Transfer to Foreclosed Property	
RECREATION and CONSERVATION		Self-Liquidating	659,250	Balance December 31, 1993	
Beaches and Boardwalks		Other	774,000	PROPERTY ACQUIRED BY DEED OR	
Parks, Playgrounds, Shade Trees	8,000.00	Total	2,836,092	FORECLOSURE	
Land Reclamation & Conservation				Balance January 1, 1993	
Other Recreational Services	9,150.00	ISSUED AND OUTSTANDING		Transfers From Taxes or Liens	
EDUCATION (excluding schools)		School	1,142,402.84	Sale For Cash (1993)	
Libraries	47,238.00	Self-Liquidating	456,160.00	Cancelled, Abated or Adjusted (1993)	
Other Educational Services		Other	706,000.00	Balance December 31, 1993	
STATUTORY EXPENDITURES		Total	2,304,562.84	CURRENT FINANCES DECEMBER 31, 1993	
Pensions & F. I. C. A.	15,200.00	EQUALIZED VALUATION BASIS		ASSETS	
Employee Fringe Benefits		FOR NET DEBT COMPUTATION	160,762,781	Cash Dec. 31, 1993	453,407.57
Other Statutory Expenditures		REAL PROPERTY VALUATIONS		Taxes Receivable	157,724.85
CETA And Other Public Employment Programs		Code Class # of Parcels % VAL'N		Tax Title Liens	
MUNICIPAL FUNCTIONS	1,009,607.00	1 Vacant Land 48 1.17	799,900.00	Foreclosed Property	
CAPITAL IMPROVEMENTS	10,000.00	2 Residential 637 81.20	55,419,800.00	Emergencies & Other Deferred Charges	32,500.00
DEBT SERVICE		3 Farm 7 .73	500,100.00	State and Federal Aid Receivable	
Principal Payments	139,250.00	4a Commercial 65 13.04	8,902,900.00	Other Receivables	50,791.30
Interest Payments	54,741.85	4b Industrial 5 2.66	1,812,900.00	Total	694,423.72
		4c Apartments 5 1.19	814,350.00	LIABILITIES, RESERVES, AND SURPLUS	
		Total 767	68,249,950.00	Cash Liabilities	174,729.99
DEFERRED CHARGES		Land Area .75 Sq. Miles		Reserves for Receivables	208,516.15
SCHOOL, COUNTY, SPECIAL DISTRICT TAXES	2,559,634.69	Net Valuation Taxable-Municipal	69,667,987	Surplus Dec. 31, 1993	311,177.58
RESERVE FOR UNCOLLECTED TAXES	163,050.68	Net Valuation Taxable-County	143,930,667	Total	694,423.72
EXPENDITURES	3,925,284.22	State Equalized Valuation	145,862,376		
		State Equalization Ratio	47.25		

*Includes County Health Services Taxes, County Vocational School Taxes, or County Open Space Tax See Table 13.

0607

Population 1990 4,215
 Population 1993 4,120
 S & P Rating
 Moody Rating AAA

General Tax Rate Per \$100. 2.63
 State Equalized Tax Rate 2.33

HOPEWELL TWP. - CUMBERLAND CO.
 Form of Government:
Township Committee
 Number of Members on Governing Body - 5

PER CAPITA:
 Gross Debt 3,231.09
 Net Debt 1,176.29
 Debt Service 30.10
 Total Tax Levy 883.81
 Municipal Expenditures 318.07

PER CENT:
 Gross Debt 8.85
 Net Debt 3.22
 Tax Levy Collected 92.84
 Tax Levy Cancelled, Abated or Adjusted

EXPENDITURES		REVENUES-REALIZED		1993 PROPERTY TAX	
GENERAL GOVERNMENT				STATE EQUALIZED TAX RATE	
Governing Body & Public Boards		1993 Property Taxes Collected	3,388,416.35	Local District School Taxes .87	1,350,692.00
Municipal Clerk		1993 Payments in Lieu of Taxes		Regional & Consolidated School Tax .37	578,891.55
Financial Administration	39,500.00	Delinquent Tax & Lien Collections	283,604.12	School Taxes in Municipal Budget	
Assessment of Taxes	30,950.00	Business Personality Replacement Taxes	36,495.04	County Taxes 1.01 *	1,567,131.51
Collection of Taxes	22,594.00	Taxes From Public Utilities	167,706.00	County Library Taxes	
Planning, Housing & Development	15,325.00	Other Miscellaneous Tax Revenues		Local Municipal Purpose Taxes .08	119,690.00
Human Resources	6,380.00	State Aid Revenues	336,508.82	Veteran & Senior Citizen Taxes	45,350.00
Elections		Federal Aid Revenues		Total Taxes for Rate Computation 2.33	3,661,755.06
General Administration (other)	151,057.00			Special District Taxes	
JUDICIARY				Bank Corp. Taxes	
Municipal Courts	14,500.00	Sale of Acquired Property	170,216.92	Added and Omitted Taxes	24,906.33
PUBLIC SAFETY		Other Miscellaneous Revenues	4,382,947.25	Total Taxes Levied - ABSTRACT	3,641,311.39
Fire Protection	29,324.00	Total	4,880,967.25	Total Taxes Billed	3,649,750.73
Police Protection	18,100.00	Prior Years Surplus Appropriated	498,000.00	1993 TAXES COLLECTED	3,388,416.35
Civil Defense & Disaster Control	1,900.00	REVENUES TOTAL	4,880,967.25	1993 Taxes Cancelled, Abated or Adjusted	
Environmental Inspection & Control	29,100.00	Reserve For Uncollected Taxes	404,000.00	Transfer to Tax Title Liens or Foreclosed	11,427.32
Other Public Safety		CAPITAL OUTLAY TOTAL	273,230.07	Balance Outstanding Dec. 31, 1993	249,907.06
PUBLIC WORKS				PRIOR YEARS TAXES OUTSTANDING	
Streets and Drainage	235,883.00	Public Enterprises	172,537.87	Balance January 1, 1993	286,651.43
Sewers and Sewage Processing	109,160.00	Recreation-Culture		Collected in 1993	281,560.97
Garbage and Trash Disposal		Public Works		Cancelled, Abated or Adjusted 1993	
Public Buildings and Grounds	29,540.00	Buildings and Grounds	100,692.20	Transfers to Tax Title Liens or Foreclosed	3,284.06
Other Public Works		Library and Education		Balance December 31, 1993	1,806.40
HEALTH and WELFARE		Conservation		TAX TITLE LIENS OUTSTANDING	
Health Services Except Environmental	50.00	All Other		Balance January 1, 1993	26,777.69
Welfare-Public Assistance	4,000.00			Transfer From Taxes	15,530.19
Hospital, Clinics, First Aid				Redeemed In 1993	2,043.15
Animal, Insect, & Rodent Control	3,700.00			Cancelled, Abated or Adjusted (1993)	
Other Welfare Services				Transfer to Foreclosed Property	
RECREATION and CONSERVATION				Balance December 31, 1993	40,264.73
Beaches and Boardwalks				PROPERTY ACQUIRED BY DEED OR	
Parks, Playgrounds, Shade Trees				FORECLOSURE	
Land Reclamation & Conservation	150.00			Balance January 1, 1993	21,800.00
Other Recreational Services	2,000.00			Transfers From Taxes or Liens	
EDUCATION (excluding schools)				Sale For Cash (1993)	
Libraries				Cancelled, Abated or Adjusted (1993)	
Other Educational Services				Balance December 31, 1993	21,800.00
STATUTORY EXPENDITURES				CURRENT FINANCES DECEMBER 31, 1993	
Pensions & F. I. C. A.	28,790.00			ASSETS	
Employee Fringe Benefits				Cash Dec. 31, 1993	1,225,078.19
Other Statutory Expenditures				Taxes Receivable	251,713.46
CETA And Other Public Employment Programs				Tax Title Liens	40,264.73
MUNICIPAL FUNCTIONS				Foreclosed Property	21,800.00
CAPITAL IMPROVEMENTS *MEMO*	150,000.00			Emergencies & Other Deferred Charges	36.49
DEBT SERVICE				State and Federal Aid Receivable	99,200.00
Principal Payments	120,000.00			Other Receivables	12,464.89
Interest Payments	4,025.00			Total	1,650,557.76
DEFERRED CHARGES				LIABILITIES, RESERVES, AND SURPLUS	
SCHOOL, COUNTY, SPECIAL DISTRICT TAXES	9,400.00			Cash Liabilities	772,293.94
RESERVE FOR UNCOLLECTED TAXES	3,496,715.06			Reserves for Receivables	326,243.08
EXPENDITURES TOTAL	4,807,143.06			Surplus Dec. 31, 1993	552,020.74
				Total	1,650,557.76

Population 1990 11,590
 Population 1993 11,931
 S & P Rating
 Maady Rating

General Tax Rate Per \$100. 3.82
 State Equalized Tax Rate 1.96

HOPEWELL TWP. - MERCER CO.

Form of Government:

Township Committee

Number of Members on Governing Body - 5

PER CAPITA:

Gross Debt 2,152.89
 Net Debt 1,056.58
 Debt Service 123.01
 Total Tax Levy 2,231.92
 Municipal Expenditures 673.28

PER CENT:

Gross Debt 2.04
 Net Debt 1.00
 Tax Levy Collected 96.44
 Tax Levy Cancelled, Abated or Adjusted .25

EXPENDITURES		REVENUES-REALIZED		1993 PROPERTY TAX	
GENERAL GOVERNMENT				STATE EQUALIZED TAX RATE	
Governing Body & Public Boards	33,300.00	1993 Property Taxes Collected		Local District School Taxes	
Municipal Clerk	75,525.00	25,729,891.18		Regional & Consolidated School Tax	1.16 15,113,013.51
Financial Administration	105,100.00	1993 Payments in Lieu of Taxes		School Taxes in Municipal Budget	
Assessment of Taxes	117,650.00	968,221.23		County Taxes	* 7,083,427.78
Collection of Taxes	63,050.00	Delinquent Tax & Lien Collections		County Library Taxes	.05 653,513.28
Planning, Housing & Development	137,300.00	277,737.40		Local Municipal Purpose Taxes	.21 2,695,048.00
Human Resources	88,950.00	Business Personality Replacement Taxes		Veteran & Senior Citizen Taxes	75,100.00
Elections	5,850.00	Taxes from Public Utilities		Total Taxes for Rate Computation	1.96 25,610,102.57
General Administration (other)	609,939.00	1,396,216.00		Special District Taxes	638,992.21
		Other Miscellaneous Tax Revenues		Bank Corp. Taxes	
		State Aid Revenues		Added and Omitted Taxes	455,042.70
		Federal Aid Revenues		Total Taxes Levied - ABSTRACT	26,629,037.48
JUDICIARY		Sale of Acquired Property		Total Taxes Billed	26,680,841.77
Municipal Courts	212,331.22	Other Miscellaneous Revenues		1993 TAXES COLLECTED	25,729,891.13
PUBLIC SAFETY		Total		1993 Taxes Cancelled, Abated or Adjusted	67,620.47
Fire Protection	46,985.30	1,861,089.05		Transfer to Tax Title Liens or Foreclosed	
Police Protection	1,665,147.00	Prior Years Surplus Appropriated		Balance Outstanding Dec. 31, 1993	883,330.12
Civil Defense & Disaster Control	2,200.00	REVENUES .TOTAL		PRIOR YEARS TAXES OUTSTANDING	
Environmental Inspection & Control	196,100.00	1,041,381.00		Balance January 1, 1993	1,067,666.89
Other Public Safety		CAPITAL OUTLAY TOTAL		Collected in 1993	968,221.23
PUBLIC WORKS		773,351.40		Cancelled, Abated or Adjusted 1993	
Streets and Drainage	840,800.00	Public Enterprises		Transfers to Tax Title Liens or Foreclosed	
Sewers and Sewage Processing	56,200.00	7,659.23		Balance December 31, 1993	99,445.66
Garbage and Trash Disposal		Recreation-Culture		TAX TITLE LIENS OUTSTANDING	
Public Buildings and Grounds	159,600.00	16,825.25		Balance January 1, 1993	
Other Public Works		748,866.92		Transfer From Taxes	
HEALTH and WELFARE		Buildings and Grounds		Redeemed In 1993	
Health Services Except Environmental	174,690.00	Library and Education		Cancelled, Abated or Adjusted (1993)	
Welfare-Public Assistance	6,925.00	Conservation		Transfer to Foreclosed Property	
Hospital, Clinics, First Aid		All Other		Balance December 31, 1993	
Animal, Insect, & Rodent Control	29,300.00	CAPITAL DEBT AUTHORIZED, DECEMBER 31, 1993		PROPERTY ACQUIRED BY DEED OR	
Other Welfare Services		ISSUED AND UNISSUED GROSS DEBT NET DEBT		FORECLOSURE	
RECREATION and CONSERVATION		SCHOOL SELF-LIQUIDATING OTHER TOTAL		Balance January 1, 1993	
Beaches and Boardwalks		12,534,911 545,200 12,606,000 12,606,000		Transfers From Taxes or Liens	
Parks, Playgrounds, Shade Trees		25,686,111 12,606,000		Sale For Cash (1993)	
Land Reclamation & Conservation	5,600.00	ISSUED AND OUTSTANDING		Cancelled, Abated or Adjusted (1993)	
Other Recreational Services	9,800.00	SCHOOL SELF-LIQUIDATING OTHER TOTAL		Balance December 31, 1993	
EDUCATION (excluding schools)		EQUALIZED VALUATION BASIS FOR NET DEBT COMPUTATION		CURRENT FINANCES DECEMBER 31, 1993	
Libraries		REAL PROPERTY VALUATIONS		ASSETS	
Other Educational Services	600.00	Code Class # of Parcels % VAL'N ASSESSED VALUATION		Cash Dec. 31, 1993	2,085,736.52
STATUTORY EXPENDITURES		1 1 Vacant Land 759 3.71 24,743,100.00		Taxes Receivable	982,775.73
Pensions & F. I. C. A.	330,276.85	2 Residential 3612 68.52 457,072,530.00		Tax Title Liens	
Employee Fringe Benefits	500,500.00	3 Farm 908 8.72 58,065,250.00		Foreclosed Property	
Other Statutory Expenditures	100.00	4a Commercial 123 5.16 34,397,800.00		Emergencies & Other Deferred Charges	36,780.74
CETA And Other Public Employment Programs		4b Industrial 27 13.61 90,627,550.00		State and Federal Aid Receivable	25,254.90
MUNICIPAL FUNCTIONS TOTAL	5,473,819.37	4c Apartments 7 .18 1,178,700.00		Other Receivables	319,341.66
CAPITAL IMPROVEMENTS		Total 5436 666,084,930.00		Total	3,449,889.60
DEBT SERVICE		Land Area 58.00 Sq. Miles		LIABILITIES, RESERVES, AND SURPLUS	
Principal Payments	645,000.00	Net Valuation Taxable-Municipal		Cash Liabilities	848,130.80
Interest Payments	822,592.72	668,732,610		Reserves for Receivables	1,302,117.44
DEFERRED CHARGES		Net Valuation Taxable-County		Surplus Dec. 31, 1993	1,299,641.36
SCHOOL, COUNTY, SPECIAL DISTRICT TAXES	23,483,946.78	1,300,570,356		Total	3,449,889.60
RESERVE FOR UNCOLLECTED TAXES	1,041,381.00	State Equalized Valuation			
EXPENDITURES TOTAL	31,581,450.40	1,297,776,846			
		State Equalization Ratio			
		51.43			

1319

Population 1990 33,987
 Population 1993 41,942
 S & P Rating
 Moody Rating

General Tax Rate Per \$100. 2.21
 State Equalized Tax Rate 2.30

HOWELL TOWNSHIP - MONMOUTH CO.

Form of Government:

Township Committee

Number of Members on Governing Body - 5

PER CAPITA:

Grass Debt 2,481.06
 Net Debt 323.62
 Debt Service 73.83
 Total Tax Levy 1,218.84
 Municipal Expenditures 589.99

PER CENT:

Grass Debt 4.39
 Net Debt .64
 Tax Levy Collected 92.94
 Tax Levy Cancelled, Abated or Adjusted .64

EXPENDITURES		REVENUES-REALIZED		1993 PROPERTY TAX	
GENERAL GOVERNMENT				STATE EQUALIZED TAX RATE 1.04	
Governing Body & Public Boards	28,910.00	1993 Property Taxes Collected 47,508,956.01		Local District School Taxes	21,991,133.50
Municipal Clerk	174,768.00	1993 Payments in Lieu of Taxes 190,024.92		Regional & Consolidated School Tax	6,778,878.72
Financial Administration	265,384.00	Delinquent Tax & Lien Collections 3,466,788.30		School Taxes in Municipal Budget	* 9,640,766.42
Assessment of Taxes	132,166.00	Business Personalty Replacement Taxes 240,647.00		County Library Taxes	389,014.22
Collection of Taxes	152,140.00	Taxes From Public Utilities 7,947,586.68		Local Municipal Purpose Taxes	10,044,137.00
Planning, Housing & Development	172,704.00	Other Miscellaneous Tax Revenues 1,500,976.00		Veteran & Senior Citizen Taxes	256,250.00
Human Resources	339,550.00	State Aid Revenues		Total Taxes for Rate Computation	49,100,179.86
Elections	9,002.00	Federal Aid Revenues		Special District Taxes	1,730,622.00
General Administration (other)	1,875,256.09	Sale of Acquired Property		Bank Corp. Taxes	545,850.37
JUDICIARY		Other Miscellaneous Revenues		Added and Omitted Taxes	51,120,402.23
Municipal Courts	341,598.00	Total 65,472,072.44		Total Taxes Levied - ABSTRACT	51,120,402.23
PUBLIC SAFETY		Prior Years Surplus Appropriated		Total Taxes Billed	47,508,956.01
Fire Protection	223,887.00	REVENUES TOTAL 65,472,072.44		1993 Taxes Cancelled, Abated or Adjusted	326,862.74
Police Protection	4,722,234.00	Reserve For Uncollected Taxes		Transfer to Tax Title Liens or Foreclosed	298,257.27
Civil Defense & Disaster Control	11,751.00	CAPITAL OUTLAY TOTAL 739,904.96		Balance Outstanding Dec. 31, 1993	2,986,326.21
Environmental Inspection & Control	373,066.00	Public Enterprises		PRIOR YEARS TAXES OUTSTANDING	
Other Public Safety		Recreation-Culture		Balance January 1, 1993	3,117,615.53
PUBLIC WORKS		Public Works		Collected in 1993	2,776,449.93
Streets and Drainage	372,700.00	Buildings and Grounds		Cancelled, Abated or Adjusted 1993	2,800.00
Sewers and Sewage Processing		Library and Education		Transfers to Tax Title Liens or Foreclosed	68,208.85
Garbage and Trash Disposal		Conservation		Balance December 31, 1993	270,156.70
Public Buildings and Grounds	1,965,232.90	All Other		TAX TITLE LIENS OUTSTANDING	
Other Public Works		CAPITAL DEBT AUTHORIZED, DECEMBER 31, 1993		Balance January 1, 1993	1,392,544.92
HEALTH and WELFARE		ISSUED AND UNISSUED GROSS DEBT NET DEBT		Transfer From Taxes	388,110.54
Health Services Except Environmental	43,262.00	School 37,987,216		Redeemed in 1993	690,338.32
Welfare-Public Assistance		Self-Liquidating 52,500,000		Cancelled, Abated or Adjusted (1993)	1,549.29
Hospital, Clinics, First Aid		Other 13,573,369		Transfer to Foreclosed Property	1,088,767.85
Animal, Insect, & Rodent Control	91,915.00	Total 104,060,585		Balance December 31, 1993	1,088,767.85
Other Welfare Services		ISSUED AND OUTSTANDING		PROPERTY ACQUIRED BY DEED OR FORECLOSURE	
RECREATION and CONSERVATION		School 37,987,216.13		Balance January 1, 1993	455,600.00
Beaches and Boardwalks	1,000.00	Self-Liquidating 52,500,000.00		Transfers From Taxes or Liens	
Parks, Playgrounds, Shade Trees	135,689.00	Other 11,603,000.00		Sale For Cash (1993)	
Land Reclamation & Conservation	378,828.73	Total 102,090,216.13		Cancelled, Abated or Adjusted (1993)	
Other Recreational Services		EQUALIZED VALUATION BASIS		Balance December 31, 1993	455,600.00
EDUCATION (excluding schools)		FOR NET DEBT COMPUTATION 2,127,596,430		CURRENT FINANCES DECEMBER 31, 1993	
Libraries	1,760.00	REAL PROPERTY VALUATIONS		ASSETS	
Other Educational Services		Code Class # of Parcels % VAL'N ASSESSED VALUATION		Cash Dec. 31, 1993	17,634,992.58
STATUTORY EXPENDITURES		1 Vacant Land 2101 6.34 139,121,880.00		Taxes Receivable	3,256,482.91
Pensions & F. I. C. A.	1,120,417.00	2 Residential 12363 79.48 1,721,575,223.00		Tax Title Liens	1,088,767.85
Employee Fringe Benefits	1,213,972.91	3 Farm 524 1.88 41,239,800.00		Foreclosed Property	455,600.00
Other Statutory Expenditures		4a Commercial 422 11.17 245,086,320.00		Emergencies & Other Deferred Charges	101,018.52
CETA And Other Public Employment Programs	14,147,193.63	4b Industrial 53 2.12 66,531,250.00		State and Federal Aid Receivable	74,228.32
MUNICIPAL FUNCTIONS TOTAL 14,147,193.63		4c Apartments		Other Receivables	73,832.17
CAPITAL IMPROVEMENTS *MEMO* 90,000.00		Total 15463 2,193,554,670.00		Total	22,684,922.35
DEBT SERVICE		Land Area 62.10 Sq. Miles		LIABILITIES, RESERVES, AND SURPLUS	
Principal Payments	1,950,354.07	Net Valuation Taxable-Municipal 2,207,742,579		Cash Liabilities	11,827,947.41
Interest Payments	1,145,055.12	Net Valuation Taxable-County 2,098,211,381		Reserves for Receivables	4,874,682.93
DEFERRED CHARGES		State Equalized Valuation 2,118,922,776		Surplus Dec. 31, 1993	5,982,292.01
SCHOOL, COUNTY, SPECIAL DISTRICT TAXES	2,162,148.48	State Equalization Ratio 106.22		Total	22,684,922.35
SCHOOL, COUNTY, SPECIAL DISTRICT TAXES	40,530,414.86				
RESERVE FOR UNCOLLECTED TAXES	5,293,283.60				
EXPENDITURES TOTAL 65,229,459.76					

Population 1990 3,940
 Population 1993 4,365
 S & P Rating
 Moody Rating

General Tax Rate Per \$100. 1.94
 State Equalized Tax Rate 1.92

INDEPENDENCE TOWNSHIP - WARREN CO.

Form of Government:

Township Committee

Number of Members on Governing Body - 5

PER CAPITA:

Gross Debt 649.53
 Net Debt 291.96
 Debt Service 46.21
 Total Tax Levy 1,155.50
 Municipal Expenditures 392.04

PER CENT:

Gross Debt 1.12
 Net Debt .50
 Tax Levy Collected 95.18
 Tax Levy Cancelled, Abated or Adjusted .12

EXPENDITURES		REVENUES-REALIZED		1993 PROPERTY TAX	
GENERAL GOVERNMENT				STATE EQUALIZED TAX RATE \rightarrow 1.05	
Governing Body & Public Boards		1993 Property Taxes Collected	4,821,831.37	Local District School Taxes	2,712,463.00
Municipal Clerk		1993 Payments in Lieu of Taxes		Regional & Consolidated School Tax	
Financial Administration	37,255.00	Delinquent Tax & Lien Collections	196,823.76	School Taxes in Municipal Budget	
Assessment of Taxes	24,990.00	Business Personalty Replacement Taxes	28,956.51	County Taxes	1,679,366.26
Collection of Taxes	22,018.00	Taxes From Public Utilities	220,176.75	County Library Taxes	144,720.11
Planning, Housing & Development	22,059.00	Other Miscellaneous Tax Revenues		Local Municipal Purpose Taxes	394,328.00
Human Resources	46,709.00	State Aid Revenues	185,171.98	Veteran & Senior Citizen Taxes	24,450.00
Elections		Federal Aid Revenues		Total Taxes for Rate Computation	4,955,327.37
General Administration (other)	220,012.00			Special District Taxes	
JUDICIARY		Sale of Acquired Property		Bank Corp. Taxes	
Municipal Courts	29,024.00	Other Miscellaneous Revenues	204,900.08	Added and Omitted Taxes	112,859.67
PUBLIC SAFETY		Total	5,657,860.45	Total Taxes Levied - ABSTRACT	5,043,737.04
Fire Protection	25,126.00	Prior Years Surplus Appropriated	600,000.00	Total Taxes Billed	5,066,259.68
Police Protection	227,275.98	REVENUES TOTAL	6,257,860.45	1993 TAXES COLLECTED	4,821,831.37
Civil Defense & Disaster Control	1,400.00	Reserve For Uncollected Taxes	315,588.00	1993 Taxes Cancelled, Abated or Adjusted	5,967.25
Environmental Inspection & Control	61,099.00			Transfer to Tax Title Liens or Foreclosed	37,920.79
Other Public Safety		CAPITAL OUTLAY	903,291.03	Balance Outstanding Dec. 31, 1993	200,540.27
PUBLIC WORKS				PRIOR YEARS TAXES OUTSTANDING	
Streets and Drainage		Public Enterprises		Balance January 1, 1993	208,059.40
Sewers and Sewage Processing	29,700.00	Recreation-Culture		Collected in 1993	160,427.75
Garbage and Trash Disposal	18,705.28	Public Works	144.50	Cancelled, Abated or Adjusted 1993	14,244.30
Public Buildings and Grounds	220,608.94	Buildings and Grounds	903,136.53	Transfers to Tax Title Liens or Foreclosed	33,387.35
Other Public Works		Library and Education		Balance December 31, 1993	
HEALTH and WELFARE		Conservation		TAX TITLE LIENS OUTSTANDING	
Health Services Except Environmental		All Other		Balance January 1, 1993	120,358.08
Welfare-Public Assistance	620.00			Transfer From Taxes	78,763.37
Hospital, Clinics, First Aid		CAPITAL DEBT AUTHORIZED, DECEMBER 31, 1993		Redeemed in 1993	36,396.01
Animal, Insect, & Rodent Control	4,500.00	ISSUED AND UNISSUED		Cancelled, Abated or Adjusted (1993)	
Other Welfare Services		School	1,561,000	Transfer to Foreclosed Property	
RECREATION and CONSERVATION		Self-Liquidating		Balance December 31, 1993	162,725.44
Beaches and Boardwalks		Other	1,274,400	PROPERTY ACQUIRED BY DEED OR	
Parks, Playgrounds, Shade Trees		Total	2,835,400	FORECLOSURE	
Land Reclamation & Conservation	900.00			Balance January 1, 1993	2,240.00
Other Recreational Services	48,308.00	ISSUED AND OUTSTANDING		Transfers From Taxes or Liens	
EDUCATION (excluding schools)		School	1,561,000.00	Sale For Cash (1993)	
Libraries		Self-Liquidating		Cancelled, Abated or Adjusted (1993)	
Other Educational Services		Other	1,199,736.00	Balance December 31, 1993	2,240.00
STATUTORY EXPENDITURES		Total	2,760,736.00	CURRENT FINANCES DECEMBER 31, 1993	
Pensions & F. I. C. A.	57,130.06	EQUALIZED VALUATION BASIS		ASSETS	
Employee Fringe Benefits	85,361.72	FOR NET DEBT COMPUTATION	252,414,217	Cash Dec. 31, 1993	1,292,572.55
Other Statutory Expenditures	1,175.00	REAL PROPERTY VALUATIONS		Taxes Receivable	200,540.27
CETA And Other Public Employment Programs		Code Class # of Parcels % VAL'N	ASSESSED VALUATION	Tax Title Liens	162,725.44
MUNICIPAL FUNCTIONS		1 Vacant Land 486 6.99	17,741,000.00	Foreclosed Property	2,240.00
CAPITAL IMPROVEMENTS		2 Residential 1398 78.20	199,339,700.00	Emergencies & Other Deferred Charges	
DEBT SERVICE		3 Farm 243 4.31	12,210,430.00	State and Federal Aid Receivable	1,150.00
Principal Payments	160,000.00	4a Commercial 50 4.95	12,551,700.00	Other Receivables	5,001.59
Interest Payments	41,710.55	4b Industrial 4 .68	1,731,700.00	Total	1,664,229.85
		4c Apartments 9 4.36	11,051,100.00	LIABILITIES, RESERVES, AND SURPLUS	
		Total 2190	253,625,630.00	Cash Liabilities	560,052.32
DEFERRED CHARGES		Land Area 20.10 Sq. Miles		Reserves for Receivables	370,507.30
SCHOOL, COUNTY, SPECIAL DISTRICT TAXES	4,536,549.37	Net Valuation Taxable-Municipal	255,329,896	Surplus Dec. 31, 1993	733,670.23
RESERVE FOR UNCOLLECTED TAXES	315,588.00	Net Valuation Taxable-County	264,701,242	Total	1,664,229.85
EXPENDITURES TOTAL	6,247,824.90	State Equalized Valuation	258,619,397		
		State Equalization Ratio	98.72		

1320

Population 1990

910

Population 1993

288

S & P Rating

Moody Rating

General Tax Rate Per \$100.

1.38

State Equalized Tax Rate

1.47

INTERLAKEN BOROUGH - MONMOUTH CO.

Form of Government:

Borough Council

Number of Members on Governing Body - 6

PER CAPITA:

Gross Debt

276.58

Net Debt

276.58

Debt Service

108.88

Total Tax Levy

1,645.07

Municipal Expenditures

1,275.18

PER CENT:

Gross Debt

.24

Net Debt

.24

Tax Levy Collected

98.05

Tax Levy Cancelled, Abated

or Adjusted

.61

EXPENDITURES		REVENUES-REALIZED		1993 PROPERTY TAX	
GENERAL GOVERNMENT				STATE EQUALIZED TAX RATE	
Governing Body & Public Boards				Local District School Taxes	150,732.00
Municipal Clerk				Regional & Consolidated School Tax	
Financial Administration	13,000.00	1993 Property Taxes Collected		School Taxes in Municipal Budget	
Assessment of Taxes	9,171.70	1993 Payments in Lieu of Taxes		County Taxes	* 490,995.04
Collection of Taxes	15,370.04	Delinquent Tax & Lien Collections		County Library Taxes	20,132.18
Planning, Housing & Development	1,039.00	Business Personalty Replacement Taxes		Local Municipal Purpose Taxes	798,712.57
Human Resources		Taxes From Public Utilities		Veteran & Senior Citizen Taxes	8,250.00
Elections	1,103.00	Other Miscellaneous Tax Revenues		Total Taxes for Rate Computation	1,468,821.79
General Administration (other)	113,522.35	State Aid Revenues		Special District Taxes	
JUDICIARY		Federal Aid Revenues		Bank Corp. Taxes	
Municipal Courts	13,399.91	Sale of Acquired Property		Added and Omitted Taxes	254.02
PUBLIC SAFETY		Other Miscellaneous Revenues		Total Taxes Levied - ABSTRACT	1,460,825.81
Fire Protection	44,286.20	Total		Total Taxes Billed	1,461,239.11
Police Protection	266,344.23	Prior Years Surplus Appropriated		1993 TAXES COLLECTED	1,432,792.83
Civil Defense & Disaster Control	700.00	REVENUES		1993 Taxes Cancelled, Abated or Adjusted	8,927.26
Environmental Inspection & Control	4,676.95	Reserve For Uncollected Taxes		Transfer to Tax Title Liens or Foreclosed	
Other Public Safety		CAPITAL OUTLAY		Balance Outstanding Dec. 31, 1993	19,518.97
PUBLIC WORKS		TOTAL		PRIOR YEARS TAXES OUTSTANDING	
Streets and Drainage	86,916.57			Balance January 1, 1993	33,000.41
Sewers and Sewage Processing	70,239.00			Collected in 1993	32,908.47
Garbage and Trash Disposal	111,976.00			Cancelled, Abated or Adjusted 1993	38.02
Public Buildings and Grounds	9,500.00			Transfers to Tax Title Liens or Foreclosed	
Other Public Works	8,203.70			Balance December 31, 1993	53.92
HEALTH and WELFARE				TAX TITLE LIENS OUTSTANDING	
Health Services Except Environmental	2,621.00			Balance January 1, 1993	
Welfare-Public Assistance				Transfer From Taxes	
Hospital, Clinics, First Aid				Redeemed In 1993	
Animal, Insect, & Rodent Control				Cancelled, Abated or Adjusted (1993)	
Other Welfare Services	486.00			Transfer to Foreclosed Property	
RECREATION and CONSERVATION				Balance December 31, 1993	
Beaches and Boardwalks				PROPERTY ACQUIRED BY DEED OR	
Parks, Playgrounds, Shade Trees	31,429.40			FORECLOSURE	
Land Reclamation & Conservation	38,708.00			Balance January 1, 1993	11,700.00
Other Recreational Services				Transfers From Taxes or Liens	
EDUCATION (excluding schools)				Sale For Cash (1993)	
Libraries	2,929.10			Cancelled, Abated or Adjusted (1993)	
Other Educational Services				Balance December 31, 1993	11,700.00
STATUTORY EXPENDITURES				CURRENT FINANCES DECEMBER 31, 1993	
Pensions & F. I. C. A.	49,213.00			ASSETS	
Employee Fringe Benefits	52,000.00			Cash Dec. 31, 1993	357,684.62
Other Statutory Expenditures				Taxes Receivable	19,572.89
CETA And Other Public Employment Programs				Tax Title Liens	
MUNICIPAL FUNCTIONS				Foreclosed Property	11,700.00
CAPITAL IMPROVEMENTS	10,000.00			Emergencies & Other Deferred Charges	13,000.00
DEBT SERVICE				State and Federal Aid Receivable	
Principal Payments	83,849.48			Other Receivables	2,902.28
Interest Payments	7,833.26			Total	404,859.79
DEFERRED CHARGES				LIABILITIES, RESERVES, AND SURPLUS	
SCHOOL, COUNTY, SPECIAL DISTRICT TAXES	4,769.04			Cash Liabilities	175,169.97
RESERVE FOR UNCOLLECTED TAXES	661,839.22			Reserves for Receivables	33,634.17
EXPENDITURES	1,794,216.88			Surplus Dec. 31, 1993	196,055.65
TOTAL				Total	404,859.79

Population 1990 61,018
 Population 1993 60,552
 S & P Rating
 Moody Rating AAA

General Tax Rate Per \$100.
 15.71
 State Equalized Tax Rate
 3.49

IRVINGTON TOWNSHIP - ESSEX COUNTY

Form of Government:

Mayor-Council Plan D (OMCL 50)

Number of Members on Governing Body - 7

PER CAPITA:

Gross Debt 1,670.60
 Net Debt 759.25
 Debt Service 52.13
 Total Tax Levy 765.97
 Municipal Expenditures 813.41

PER CENT:

Gross Debt 7.47
 Net Debt 3.40
 Tax Levy Collected 91.89
 Tax Levy Cancelled, Abated or Adjusted

EXPENDITURES		REVENUES-REALIZED		1993 PROPERTY TAX	
GENERAL GOVERNMENT				STATE EQUALIZED TAX RATE \rightarrow	
Governing Body & Public Boords	380,424.25	1993 Property Taxes Collected	42,051,762.83	Local District School Taxes 1.00	13,271,497.00
Municipal Clerk	176,909.36	1993 Payments in Lieu of Taxes	247,847.24	Regional & Consolidated School Tax	
Financial Administration	825,949.75	Delinquent Tax & Lien Collections	2,156,281.17	School Taxes in Municipal Budget	
Assessment of Taxes	164,094.86	Business Personality Replacement Taxes	724,901.00	County Taxes .70	9,317,605.58
Collection of Taxes	308,498.81	Taxes From Public Utilities	3,077,001.64	County Library Taxes	
Planning, Housing & Development	867,044.98	Other Miscellaneous Tax Revenues		Local Municipal Purpose Taxes 1.78	23,594,615.40
Human Resources	1,196,299.60	State Aid Revenues	10,035,856.68	Veteran & Senior Citizen Taxes	168,650.00
Elections	22,990.07	Federal Aid Revenues	26,416.00	Total Taxes for Rate Computation 3.48	46,352,367.98
General Administration (other)	3,428,963.35			Special District Taxes	
JUDICIARY		Sole of Acquired Property		Bank Corp. Taxes	
Municipal Courts	709,000.00	Other Miscellaneous Revenues	7,962,824.23	Added and Omitted Taxes	197,043.39
PUBLIC SAFETY		Total	66,282,890.79	Total Taxes Levied - ABSTRACT	46,380,761.37
Fire Protection	7,401,036.92	Prior Years Surplus Appropriated	2,000,000.00	Total Taxes Billed	45,761,662.07
Police Protection	8,360,854.83	REVENUES TOTAL	68,282,890.79	1993 TAXES COLLECTED	42,051,762.83
Civil Defense & Disaster Control	14,546.88	Reserve For Uncollected Taxes	4,055,029.21	1993 Taxes Cancelled, Abated or Adjusted	830.59
Environmental Inspection & Control	233,060.38	CAPITAL OUTLAY	TOTAL	Transfer to Tax Title Liens or Foreclosed	730,370.02
Other Public Safety			12,670,550.02	Balance Outstanding Dec. 31, 1993	2,978,698.63
PUBLIC WORKS		Public Enterprises		PRIOR YEARS TAXES OUTSTANDING	
Streets and Drainage	2,012,114.77	Recreation-Culture	11,346,200.31	Balance January 1, 1993	2,496,924.02
Sewers and Sewage Processing	4,439,864.77	Public Works	801,264.00	Collected in 1993	1,470,398.05
Garbage and Trash Disposal	1,108,554.23	Buildings and Grounds	523,082.84	Cancelled, Abated or Adjusted 1993	4,871.70
Public Buildings and Grounds	865,568.52	Library and Education	2.87	Transfers to Tax Title Liens or Foreclosed	750,665.41
Other Public Works	180,727.46	Conservation		Balance December 31, 1993	270,988.86
HEALTH and WELFARE		All Other		TAX TITLE LIENS OUTSTANDING	
Health Services Except Environmental	986,383.07	CAPITAL DEBT AUTHORIZED, DECEMBER 31, 1993		Balance January 1, 1993	5,211,176.21
Welfare-Public Assistance	217,786.40	ISSUED AND UNISSUED		Transfer From Taxes	1,482,898.02
Hospital, Clinics, First Aid		School	59,769,000	Redeemed In 1993	685,883.12
Animal, Insect, & Rodent Control		Self-Liquidating		Cancelled, Abated or Adjusted (1993)	2,532.75
Other Welfare Services		Other	41,389,269	Transfer to Foreclosed Property	
RECREATION and CONSERVATION		Total	101,158,269	Balance December 31, 1993	6,005,658.36
Beaches and Boardwalks		ISSUED AND OUTSTANDING		PROPERTY ACQUIRED BY DEED OR FORECLOSURE	
Parks, Playgrounds, Shade Trees	493,836.35	School	58,529,000.00	Balance January 1, 1993	151,000.00
Land Reclamation & Conservation		Self-Liquidating		Transfers From Taxes or Liens	
Other Recreational Services	337,242.93	Other	40,905,705.81	Sale For Cash (1993)	
EDUCATION (excluding schools)		Total	99,434,705.81	Cancelled, Abated or Adjusted (1993)	
Libraries	713,880.01	EQUALIZED VALUATION BASIS		Balance December 31, 1993	151,000.00
Other Educational Services		FOR NET DEBT COMPUTATION		CURRENT FINANCES DECEMBER 31, 1993	
STATUTORY EXPENDITURES		REAL PROPERTY VALUATIONS		ASSETS	
Pensions & F. I. C. A.	2,839,964.91	Code Class # of Parcels % VALN	ASSESSED VALUATION	Cash Dec. 31, 1993	1,894,710.70
Employee Fringe Benefits	3,326,987.47	1 Vacant Land 336 1.13	3,277,300.00	Taxes Receivable	3,249,687.49
Other Statutory Expenditures		2 Residential 7996 60.92	175,653,300.00	Tax Title Liens	6,005,658.36
CETA And Other Public Employment Programs		3 Farm		Foreclosed Property	151,000.00
MUNICIPAL FUNCTIONS		4a Commercial 540 15.05	43,636,000.00	Emergencies & Other Deferred Charges	1,316,041.17
CAPITAL IMPROVEMENTS		4b Industrial 185 7.09	20,570,200.00	State and Federal Aid Receivable	82,962.53
DEBT SERVICE		4c Apartments 359 15.81	45,836,100.00	Other Receivables	1,574,619.38
Principal Payments	1,447,506.96	Total 9516	289,972,900.00	Total	14,274,679.63
Interest Payments	1,703,831.57	Land Area 2.80 Sq. Miles		LIABILITIES, RESERVES, AND SURPLUS	
DEFERRED CHARGES		Net Valuation Taxable-Municipal	294,100,800	Cash Liabilities	1,165,412.87
SCHOOL, COUNTY, SPECIAL DISTRICT TAXES	22,539,102.58	Net Valuation Taxable-County	1,386,103,383	Reserves for Receivables	10,992,229.69
RESERVE FOR UNCOLLECTED TAXES	4,055,029.21	State Equalized Valuation	1,307,962,882	Surplus Dec. 31, 1993	2,117,038.07
EXPENDITURES		State Equalization Ratio	22.24	Total	14,274,679.63
TOTAL	71,842,934.73				

1510

Population 1990 1,470
 Population 1993 1,500
 S & P Rating
 Moody Rating 3AA1

General Tax Rate Per \$100. 2.37
 State Equalized Tax Rate 2.27

ISLAND HEIGHTS BOROUGH - OCEAN CO.

Form of Government:
 Small Municipality Plan A (OMCL 50)
 Number of Members on Governing Body - 7

PER CAPITA:

Gross Debt 1,775.92
 Net Debt 1,102.96
 Debt Service 71.13
 Total Tax Levy 1,822.21
 Municipal Expenditures 812.27

PER CENT:

Gross Debt 2.16
 Net Debt 1.34
 Tax Levy Collected 94.95
 Tax Levy Cancelled, Abated or Adjusted .36

EXPENDITURES		REVENUES-REALIZED		1993 PROPERTY TAX	
GENERAL GOVERNMENT		1993 Property Taxes Collected		STATE EQUALIZED TAX RATE	
Governing Body & Public Boards			2,595,412.32	Local District School Taxes .84	1,006,665.00
Municipal Clerk		1993 Payments in Lieu of Taxes		Regional & Consolidated School Tax .43	521,400.01
Financial Administration	35,350.00	Delinquent Tax & Lien Collections	167,527.65	School Taxes in Municipal Budget	
Assessment of Taxes	7,850.00	Business Personalty Replacement Taxes	5,714.72	County Taxes .45	* 535,723.65
Collection of Taxes	14,900.00	Taxes From Public Utilities	99,442.32	County Library Taxes .04	45,449.64
Planning, Housing & Development	7,000.00	Other Miscellaneous Tax Revenues		Local Municipal Purpose Taxes .51	618,136.44
Human Resources	37,343.30	State Aid Revenues	67,282.49	Veteran & Senior Citizen Taxes	20,300.00
Elections	3,500.00	Federal Aid Revenues	3,332.00	Total Taxes for Rate Computation 2.27	2,747,674.74
General Administration (other)	153,623.00			Special District Taxes	
JUDICIARY		Sale of Acquired Property		Bank Corp. Taxes	
Municipal Courts	20,500.00	Other Miscellaneous Revenues	176,563.23	Added and Omitted Taxes	5,945.63
PUBLIC SAFETY		Total	3,115,274.73	Total Taxes Levied - ABSTRACT	2,733,320.37
Fire Protection	11,320.60	Prior Years Surplus Appropriated	127,033.48	Total Taxes Billed	2,733,320.37
Police Protection	131,550.00	REVENUES TOTAL	3,242,308.21	1993 TAXES COLLECTED	2,595,412.32
Civil Defense & Disaster Control	1,390.00	Reserve For Uncollected Taxes	192,689.49	1993 Taxes Cancelled, Abated or Adjusted	9,728.93
Environmental Inspection & Control	3,600.00	CAPITAL OUTLAY TOTAL	330,459.27	Transfer to Tax Title Liens or Foreclosed	8,997.00
Other Public Safety				Balance Outstanding Dec. 31, 1993	119,182.12
PUBLIC WORKS		Public Enterprises	78,767.72	PRIOR YEARS TAXES OUTSTANDING	
Streets and Drainage	31,191.00	Recreation-Culture		Balance January 1, 1993	159,193.11
Sewers and Sewage Processing	34,493.00	Public Works	58,411.85	Collected in 1993	159,146.02
Garbage and Trash Disposal	192,500.00	Buildings and Grounds	193,279.70	Cancelled, Abated or Adjusted 1993	47.09
Public Buildings and Grounds	62,125.00	Library and Education		Transfers to Tax Title Liens or Foreclosed	
Other Public Works	7,000.00	Conservation		Balance December 31, 1993	
HEALTH and WELFARE		All Other		TAX TITLE LIENS OUTSTANDING	
Health Services Except Environmental	890.00			Balance January 1, 1993	33,215.45
Welfare-Public Assistance	2,352.00	CAPITAL DEBT AUTHORIZED, DECEMBER 31, 1993		Transfer From Taxes	8,997.00
Hospital, Clinics, First Aid		ISSUED AND UNISSUED		Redeemed In 1993	8,381.63
Animal, Insect, & Rodent Control	5,000.00	School	687,373	Cancelled, Abated or Adjusted (1993)	
Other Welfare Services		Self-Liquidating	740,005	Transfer to Foreclosed Property	
RECREATION and CONSERVATION		Other	1,236,500	Balance December 31, 1993	33,830.82
Beaches and Boardwalks	9,850.00	Total	2,663,879	PROPERTY ACQUIRED BY DEED OR FORECLOSURE	
Parks, Playgrounds, Shade Trees	5,188.00	ISSUED AND OUTSTANDING		Balance January 1, 1993	
Land Reclamation & Conservation	10.00	School	687,373.62	Transfers From Taxes or Liens	
Other Recreational Services	4,850.00	Self-Liquidating	668,755.97	Sale For Cash (1993)	
EDUCATION (excluding schools)		Other	1,060,750.00	Cancelled, Abated or Adjusted (1993)	
Libraries	850.00	Total	2,416,879.59	Balance December 31, 1993	
Other Educational Services		EQUALIZED VALUATION BASIS		CURRENT FINANCES DECEMBER 31, 1993	
STATUTORY EXPENDITURES		FOR NET DEBT COMPUTATION	123,145,803	ASSETS	
Pensions & F. I. C. A.	32,133.00	REAL PROPERTY VALUATIONS		Cash Dec. 31, 1993	343,048.46
Employee Fringe Benefits	31,000.00	Code Class # of Parcels % VAKN		Taxes Receivable	119,182.12
Other Statutory Expenditures	2,500.00	1 Vacant Land 101 5.20	5,963,100.00	Tax Title Liens	33,830.82
CETA And Other Public Employment Programs	849,858.90	2 Residential 751 86.25	98,982,600.00	Foreclosed Property	
MUNICIPAL FUNCTIONS TOTAL	12,500.00	3 Farm 27 8.39	9,624,400.00	Emergencies & Other Deferred Charges	34,725.00
CAPITAL IMPROVEMENTS		4a Commercial 27 8.39	9,624,400.00	State and Federal Aid Receivable	3,435.60
DEBT SERVICE		4b Industrial 1 .17	193,200.00	Other Receivables	42,144.24
Principal Payments	50,000.00	4c Apartments 880	114,753,300.00	Total	576,366.24
Interest Payments	56,700.00	Total		LIABILITIES, RESERVES, AND SURPLUS	
DEFERRED CHARGES	69,152.28	Land Area .60 Sq. Miles		Cash Liabilities	162,439.91
SCHOOL, COUNTY, SPECIAL DISTRICT TAXES	2,109,238.30	Net Valuation Taxable-Municipal	114,995,047	Reserves for Receivables	195,157.13
RESERVE FOR UNCOLLECTED TAXES	192,689.49	Net Valuation Taxable-County	121,094,323	Surplus Dec. 31, 1993	218,769.15
EXPENDITURES TOTAL	3,327,638.97	State Equalized Valuation	120,101,493	Total	576,366.24
		State Equalization Ratio	95.74		

Population 1990 33,233
 Population 1993 35,465
 S & P Rating
 Moody Rating AAA

General Tax Rate Per \$100. 2.59
 State Equalized Tax Rate 2.58

JACKSON TOWNSHIP - OCEAN COUNTY

Form of Government:

Township Committee

Number of Members on Governing Body - 5

PER CAPITA:

Gross Debt 1,188.34
 Net Debt 461.42
 Debt Service 56.58
 Total Tax Levy 1,214.27
 Municipal Expenditures 544.45

PER CENT:

Gross Debt 2.52
 Net Debt 1.02
 Tax Levy Collected 91.94
 Tax Levy Cancelled, Abated or Adjusted

EXPENDITURES		REVENUES-REALIZED		1993 PROPERTY TAX	
GENERAL GOVERNMENT				STATE EQUALIZED TAX RATE 1.45	
Governing Body & Public Boards		1993 Property Taxes Collected	39,591,569.20	Local District School Taxes	23,244,557.50
Municipal Clerk		1993 Payments in Lieu of Taxes		Regional & Consolidated School Tax	
Financial Administration	259,308.90	Delinquent Tax & Lien Collections	2,709,053.83	School Taxes in Municipal Budget	
Assessment of Taxes	522,354.67	Business Personality Replacement Taxes	128,908.68	County Taxes	* 7,021,617.95
Collection of Taxes	255,872.70	Taxes From Public Utilities	2,095,825.11	County Library Taxes	596,017.12
Planning, Housing & Development	176,633.57	Other Miscellaneous Tax Revenues		Local Municipal Purpose Taxes	10,394,973.51
Human Resources	262,921.50	State Aid Revenues	1,972,540.71	Veteran & Senior Citizen Taxes	184,350.00
Elections	7,740.00	Federal Aid Revenues		Total Taxes for Rate Computation	41,441,516.09
General Administration (other)	2,243,380.09			Special District Taxes	1,281,470.43
JUDICIARY		Sale of Acquired Property		Bank Corp. Taxes	
Municipal Courts	210,003.02	Other Miscellaneous Revenues	1,666,389.00	Added and Omitted Taxes	525,482.90
PUBLIC SAFETY		Total	48,164,286.53	Total Taxes Levied - ABSTRACT	43,064,119.41
Fire Protection	3,951,782.08	Prior Years Surplus Appropriated	1,456,415.13	Total Taxes Billed	43,064,119.41
Police Protection	13,142.00	REVENUES TOTAL	49,620,701.66	1993 TAXES COLLECTED	39,591,569.20
Civil Defense & Disaster Control	283,133.93	Reserve For Uncollected Taxes	3,609,201.51	1993 Taxes Cancelled, Abated or Adjusted	
Environmental Inspection & Control		CAPITAL OUTLAY TOTAL	2,954,540.00	Transfer to Tax Title Liens or Foreclosed	713,580.02
Other Public Safety				Balance Outstanding Dec. 31, 1993	2,758,970.19
PUBLIC WORKS				PRIOR YEARS TAXES OUTSTANDING	
Streets and Drainage	431,800.00	Public Enterprises	99,413.59	Balance January 1, 1993	2,926,333.77
Sewers and Sewage Processing	37,000.00	Recreation-Culture	1,783,249.33	Collected in 1993	2,233,663.25
Garbage and Trash Disposal	260,000.00	Public Works	1,009,356.06	Cancelled, Abated or Adjusted 1993	
Public Buildings and Grounds	362,176.70	Buildings and Grounds	62,521.02	Transfers to Tax Title Liens or Foreclosed	62,329.72
Other Public Works	1,064,843.99	Library and Education		Balance December 31, 1993	630,340.80
HEALTH and WELFARE		Conservation		TAX TITLE LIENS OUTSTANDING	
Health Services Except Environmental	58,335.00	All Other		Balance January 1, 1993	2,820,028.42
Welfare-Public Assistance	96,413.35	CAPITAL DEBT AUTHORIZED, DECEMBER 31, 1993		Transfer From Taxes	790,872.87
Hospital, Clinics, First Aid	20,600.00	ISSUED AND UNISSUED GROSS DEBT		Redeemed in 1993	475,390.58
Animal, Insect, & Rodent Control	148.00	School 25,780,000		Cancelled, Abated or Adjusted (1993)	
Other Welfare Services		Self-Liquidating 906,072	906,072	Transfer to Foreclosed Property	
RECREATION and CONSERVATION		Other 15,458,360	15,458,360	Balance December 31, 1993	3,135,510.71
Beaches and Boardwalks		Total 42,144,433	16,364,433	PROPERTY ACQUIRED BY DEED OR FORECLOSURE	
Parks, Playgrounds, Shade Trees		ISSUED AND OUTSTANDING		Balance January 1, 1993	1,906,390.00
Land Reclamation & Conservation	496,992.00	School 25,780,000.00		Transfers From Taxes or Liens	
Other Recreational Services	198,068.50	Self-Liquidating 868,482.86	868,482.86	Sale For Cash (1993)	
EDUCATION (excluding schools)		Other 13,951,413.00	13,951,413.00	Cancelled, Abated or Adjusted (1993)	
Libraries		Total 40,599,895.86	40,599,895.86	Balance December 31, 1993	1,906,390.00
Other Educational Services	400.00	EQUALIZED VALUATION BASIS		CURRENT FINANCES DECEMBER 31, 1993	
STATUTORY EXPENDITURES		FOR NET DEBT COMPUTATION	1,609,488.505	ASSETS	
Pensions & F. I. C. A.	1,049,371.70	REAL PROPERTY VALUATIONS		Cash Dec. 31, 1993	4,470,142.26
Employee Fringe Benefits	1,229,000.00	Code Class # of Parcels % VAL'N		Taxes Receivable	3,389,310.99
Other Statutory Expenditures		1 Vacant Land 3585 10.56	168,706,700.00	Tax Title Liens	3,135,510.71
CETA And Other Public Employment Programs		2 Residential 9871 75.18	1,189,852,600.00	Foreclosed Property	1,906,390.00
MUNICIPAL FUNCTIONS TOTAL	13,491,421.70	3 Farm 194 .67	10,541,000.00	Emergencies & Other Deferred Charges	
CAPITAL IMPROVEMENTS *ME40*	130,000.00	4a Commercial 181 10.91	172,678,700.00	State and Federal Aid Receivable	38,970.43
DEBT SERVICE		4b Industrial 61 1.27	20,139,800.00	Other Receivables	718,468.89
Principal Payments	1,060,622.00	4c Apartments 11 1.32	20,829,900.00	Total	13,658,793.27
Interest Payments	946,077.99	Total 13903	1,582,748,700.00	LIABILITIES, RESERVES, AND SURPLUS	
DEFERRED CHARGES	201,525.30	Land Area 100.30 Sq. Miles		Cash Liabilities	3,205,897.38
SCHOOL, COUNTY, SPECIAL DISTRICT TAXES	32,143,663.00	Net Valuation Taxable-Municipal	1,594,732,029	Reserves for Receivables	9,149,680.58
RESERVE FOR UNCOLLECTED TAXES	3,609,201.51	Net Valuation Taxable-County	1,599,116,974	Surplus Dec. 31, 1993	1,303,215.31
EXPENDITURES TOTAL	51,452,511.50	State Equalized Valuation	1,600,928,917	Total	13,658,793.27
		State Equalization Ratio	99.61		

*Includes County Health Services Taxes, County Vocational School Taxes, or County Open Space Tax. See Table 13.

1208

Population 1990 5,294
 Population 1993 5,546
 S & P Rating
 Moody Rating 3AA1

General Tax Rate Per \$100. 3.72
 State Equalized Tax Rate 2.27

JAMESBURG BOROUGH - MIDDLESEX CO.

Form of Government:

Borough Council

Number of Members on Governing Body - 6

PER CAPITA:

Gross Debt 347.23
 Net Debt 299.33
 Debt Service 32.71
 Total Tax Levy 916.53
 Municipal Expenditures 492.82

PER CENT:

Gross Debt .92
 Net Debt .79
 Tax Levy Collected 92.31
 Tax Levy Cancelled, Abated or Adjusted .07

EXPENDITURES		REVENUES-REALIZED		1993 PROPERTY TAX	
GENERAL GOVERNMENT		1993 Property Taxes Collected 4,728,887.35		STATE EQUALIZED TAX RATE 1.43	
Governing Body & Public Boards		1993 Payments in Lieu of Taxes 12,600.00		Local District School Taxes	3,061,095.00
Municipal Clerk		Delinquent Tax & Lien Collections 232,775.16		Regional & Consolidated School Tax	
Financial Administration 52,175.00		Business Personalty Replacement Taxes 36,795.80		School Taxes in Municipal Budget	
Assessment of Taxes 38,142.00		Taxes From Public Utilities 273,841.00		County Taxes .40	357,425.26
Collection of Taxes 35,280.00		Other Miscellaneous Tax Revenues		County Library Taxes	
Planning, Housing & Development 17,660.00		State Aid Revenues 368,272.08		Local Municipal Purpose Taxes .43	927,082.47
Human Resources 60,829.00		Federal Aid Revenues 11,884.00		Veteran & Senior Citizen Taxes	31,700.00
Elections 2,000.00				Total Taxes for Rate Computation 2.26	4,877,302.73
General Administration (other) 409,333.00				Special District Taxes	195,211.00
JUDICIARY				Bank Corp. Taxes	
Municipal Courts 73,685.91				Added and Omitted Taxes	42,275.85
PUBLIC SAFETY				Total Taxes Levied - ABSTRACT	5,083,089.58
Fire Protection 10,820.00				Total Taxes Billed	5,095,505.83
Police Protection 553,829.36				1993 TAXES COLLECTED	4,728,887.35
Civil Defense & Disaster Control				1993 Taxes Cancelled, Abated or Adjusted	3,784.39
Environmental Inspection & Control 39,029.00				Transfer to Tax Title Liens or Foreclosed	
Other Public Safety				Balance Outstanding Dec. 31, 1993	362,834.09
PUBLIC WORKS				PRIOR YEARS TAXES OUTSTANDING	
Streets and Drainage 121,115.00				Balance January 1, 1993	383,476.53
Sewers and Sewage Processing 135,309.00				Collected in 1993	232,775.16
Garbage and Trash Disposal 190,000.00				Cancelled, Abated or Adjusted 1993	870.48
Public Buildings and Grounds 3,500.00				Transfers to Tax Title Liens or Foreclosed	
Other Public Works 9,000.00				Balance December 31, 1993	149,830.89
HEALTH and WELFARE				TAX TITLE LIENS OUTSTANDING	
Health Services Except Environmental 7,143.00				Balance January 1, 1993	20,789.47
Welfare-Public Assistance 9,352.00				Transfer From Taxes	
Hospital, Clinics, First Aid 9,500.00				Redeemed In 1993	
Animal, Insect, & Rodent Control 6,205.00				Cancelled, Abated or Adjusted (1993)	
Other Welfare Services				Transfer to Foreclosed Property	
RECREATION and CONSERVATION				Balance December 31, 1993	20,789.47
Beaches and Boardwalks 1,000.00				PROPERTY ACQUIRED BY DEED OR	
Parks, Playgrounds, Shade Trees 59,901.39				FORECLOSURE	
Land Reclamation & Conservation 12,500.00				Balance January 1, 1993	21,500.00
Other Recreational Services				Transfers From Taxes or Liens	
EDUCATION (excluding schools)				Sale For Cash (1993)	
Libraries 71,170.00				Cancelled, Abated or Adjusted (1993)	
Other Educational Services 1,000.00				Balance December 31, 1993	21,500.00
STATUTORY EXPENDITURES				CURRENT FINANCES DECEMBER 31, 1993	
Pensions & F. I. C. A. 63,175.10				ASSETS	
Employee Fringe Benefits				Cash Dec. 31, 1993	912,856.99
Other Statutory Expenditures				Taxes Receivable	512,664.98
CETA And Other Public Employment Programs				Tax Title Liens	20,789.47
MUNICIPAL FUNCTIONS TOTAL 1,992,653.76				Foreclosed Property	21,500.00
CAPITAL IMPROVEMENTS *MEMO* 13,500.00				Emergencies & Other Deferred Charges	2,077.43
DEBT SERVICE				State and Federal Aid Receivable	6,321.86
Principal Payments 75,000.00				Other Receivables	210,520.73
Interest Payments 106,430.00				Total	1,686,731.46
DEFERRED CHARGES 14,103.72				LIABILITIES, RESERVES, AND SURPLUS	
SCHOOL, COUNTY, SPECIAL DISTRICT TAXES 4,113,731.26				Cash Liabilities	555,014.98
RESERVE FOR UNCOLLECTED TAXES 545,000.00				Reserves for Receivables	765,475.18
EXPENDITURES TOTAL 6,846,838.74				Surplus Dec. 31, 1993	366,241.30
				Total	1,686,731.46

Population 1990 17,325
 Population 1993 18,167
 S & P Rating
 Moody Rating

General Tax Rate Per \$100. 2.12
 State Equalized Tax Rate 2.05

JEFFERSON TOWNSHIP - MORRIS COUNTY

Form of Government:

Mayor-Council Plan E (OMCL 50)

Number of Members on Governing Body - 5

PER CAPITA:

Gross Debt 720.40
 Net Debt 452.25
 Debt Service 36.26
 Total Tax Levy 1,249.75
 Municipal Expenditures 521.94

PER CENT:

Gross Debt 1.19
 Net Debt .75
 Tax Levy Collected 95.30
 Tax Levy Cancelled, Abated or Adjusted

EXPENDITURES		REVENUES-REALIZED		1993 PROPERTY TAX	
GENERAL GOVERNMENT		1993 Property Taxes Collected		STATE EQUALIZED TAX RATE	
Governing Body & Public Boards	272,441.00	1993 Payments in Lieu of Taxes		Local District School Taxes	1.35
Municipal Clerk		Delinquent Tax & Lien Collections		Regional & Consolidated School Tax	
Financial Administration	400,901.00	Business Personalty Replacement Taxes		School Taxes in Municipal Budget	
Assessment of Taxes	138,527.00	Taxes From Public Utilities		County Taxes	.30
Collection of Taxes	95,736.00	Other Miscellaneous Tax Revenues		County Library Taxes	
Planning, Housing & Development	64,385.00	State Aid Revenues		Local Municipal Purpose Taxes	.39
Human Resources	130,592.52	Federal Aid Revenues		Veteran & Senior Citizen Taxes	
Elections		Sale of Acquired Property		Total Taxes for Rate Computation	2.04
General Administration (other)	809,557.00	Other Miscellaneous Revenues		Special District Taxes	
JUDICIARY		Prior Years Surplus Appropriated		Bank Corp. Taxes	
Municipal Courts	119,007.00	REVENUES		Added and Omitted Taxes	198,696.09
PUBLIC SAFETY		Reserve For Uncollected Taxes		Total Taxes Levied - ABSTRACT	22,704,157.31
Fire Protection	238,698.00	CAPITAL OUTLAY		Total Taxes Billed	25,264,739.12
Police Protection	1,998,369.30	Public Enterprises		1993 TAXES COLLECTED	24,076,839.06
Civil Defense & Disaster Control	8,500.00	Recreation-Culture		1993 Taxes Cancelled, Abated or Adjusted	
Environmental Inspection & Control	128,758.00	Public Works		Transfer to Tax Title Liens or Foreclosed	216,929.84
Other Public Safety		Buildings and Grounds		Balance Outstanding Dec. 31, 1993	970,970.22
PUBLIC WORKS		Library and Education		PRIOR YEARS TAXES OUTSTANDING	
Streets and Drainage	992,569.00	Conservation		Balance January 1, 1993	1,133,779.52
Sewers and Sewage Processing		All Other		Collected in 1993	1,040,616.19
Garbage and Trash Disposal	183,500.00	CAPITAL DEBT AUTHORIZED, DECEMBER 31, 1993		Cancelled, Abated or Adjusted 1993	
Public Buildings and Grounds	150,000.00	ISSUED AND UNISSUED		Transfers to Tax Title Liens or Foreclosed	40,300.97
Other Public Works		SCHOOL		Balance December 31, 1993	52,862.36
HEALTH and WELFARE		Self-Liquidating		TAX TITLE LIENS OUTSTANDING	
Health Services Except Environmental	237,742.00	Other		Balance January 1, 1993	690,754.59
Welfare-Public Assistance		Total		Transfer From Taxes	266,702.32
Hospital, Clinics, First Aid	82,765.00	GROSS DEBT		Redeemed in 1993	109,304.95
Animal, Insect, & Rodent Control	14,578.00	NET DEBT		Cancelled, Abated or Adjusted (1993)	
Other Welfare Services		SCHOOL		Transfer to Foreclosed Property	
RECREATION and CONSERVATION		Self-Liquidating		Balance December 31, 1993	848,151.96
Beaches and Boardwalks	4,000.00	Other		PROPERTY ACQUIRED BY DEED OR	
Parks, Playgrounds, Shade Trees	159,544.00	Total		FORECLOSURE	
Land Reclamation & Conservation	172,323.00	ISSUED AND OUTSTANDING		Balance January 1, 1993	394,700.00
Other Recreational Services		SCHOOL		Transfers From Taxes or Liens	
EDUCATION (excluding schools)		Self-Liquidating		Sale For Cash (1993)	
Libraries	130,500.00	Other		Cancelled, Abated or Adjusted (1993)	
Other Educational Services	10,925.00	Total		Balance December 31, 1993	394,700.00
STATUTORY EXPENDITURES		EQUALIZED VALUATION BASIS		CURRENT FINANCES DECEMBER 31, 1993	
Pensions & F. I. C. A.	268,000.00	FOR NET DEBT COMPUTATION		ASSETS	
Employee Fringe Benefits	604,100.00	REAL PROPERTY VALUATIONS		Cash Dec. 31, 1993	2,940,378.78
Other Statutory Expenditures		Code Class # of Parcels % VAL'N		Taxes Receivable	1,023,832.58
CETA And Other Public Employment Programs		1 Vacant Land 1400 7.22		Tax Title Liens	848,151.96
MUNICIPAL FUNCTIONS	7,415,017.82	2 Residential 6709 85.13		Foreclosed Property	394,700.00
CAPITAL IMPROVEMENTS		3 Farm 21 .10		Emergencies & Other Deferred Charges	26,222.99
DEBT SERVICE		4a Commercial 192 7.14		State and Federal Aid Receivable	1,234.94
Principal Payments	400,000.00	4b Industrial 5 .17		Other Receivables	352,685.40
Interest Payments	258,811.90	4c Apartments 8 .24		Total	5,587,206.65
DEFERRED CHARGES	30,000.00	Total 8335		LIABILITIES, RESERVES, AND SURPLUS	
SCHOOL, COUNTY, SPECIAL DISTRICT TAXES	18,233,513.22	Land Area 41.20 Sq. Miles		Cash Liabilities	2,163,286.33
RESERVE FOR UNCOLLECTED TAXES	1,327,321.00	Net Valuation Taxable-Municipal		Reserves for Receivables	2,619,369.94
EXPENDITURES	27,715,668.94	Net Valuation Taxable-County		Surplus Dec. 31, 1993	804,550.33
		State Equalized Valuation		Total	5,587,206.65
		State Equalization Ratio			

0906

Population 1990 **228,537**
 Population 1993 **226,937**
 S & P Rating
 Maady Rating **3AA3**

General Tax Rate Per \$100. **3.73**
 State Equalized Tax Rate **3.11**

JERSEY CITY CITY - HUDSON COUNTY
 Form of Government:
Mayor-Council Plan C (OMCL 50)
 Number of Members on Governing Body - 9

PER CAPITA:
 Gross Debt **2,739.93**
 Net Debt **1,191.72**
 Debt Service **158.00**
 Total Tax Levy **929.94**
 Municipal Expenditures **1,266.00**

PER CENT:
 Gross Debt **8.78**
 Net Debt **3.82**
 Tax Levy Collected **90.09**
 Tax Levy Cancelled, Abated or Adjusted **.71**

EXPENDITURES		REVENUES-REALIZED		1993 PROPERTY TAX	
GENERAL GOVERNMENT				STATE EQUALIZED TAX RATE 1.14	
Governing Body & Public Boards	958,750.00	1993 Property Taxes Collected	193,778,184.02	Local District School Taxes	76,780,944.00
Municipal Clerk	481,725.00	1993 Payments in Lieu of Taxes	19,448,768.00	Regional & Consolidated School Tax	
Financial Administration	2,108,398.00	Delinquent Tax & Lien Collections	24,080,547.00	School Taxes in Municipal Budget	.06 4,044,721.00
Assessment of Taxes	822,600.00	Business Personalty Replacement Taxes	6,244,086.00	County Taxes	.65 43,943,679.29
Collection of Taxes	865,700.00	Taxes From Public Utilities	30,010,479.00	County Library Taxes	
Planning, Housing & Development	2,468,496.00	Other Miscellaneous Tax Revenues	127,344.00	Local Municipal Purpose Taxes	1.26 84,609,015.00
Human Resources	5,932,966.00	State Aid Revenues	77,358,478.00	Veteran & Senior Citizen Taxes	984,150.00
Elections	394,000.00	Federal Aid Revenues		Total Taxes for Rate Computation	3.11 210,362,509.29
General Administration (other)	24,683,897.00			Special District Taxes	
JUDICIARY		Sale of Acquired Property		Bank Corp. Taxes	
Municipal Courts	3,011,802.00	Other Miscellaneous Revenues	33,451,419.96	Added and Omitted Taxes	1,659,417.67
PUBLIC SAFETY		Total	384,499,305.98	Total Taxes Levied - ABSTRACT	211,037,776.96
Fire Protection	35,569,455.00	Prior Years Surplus Appropriated	625,000.00	Total Taxes Billed	215,099,086.21
Police Protection	50,751,293.00	REVENUES TOTAL	385,124,305.98	1993 TAXES COLLECTED	193,778,184.02
Civil Defense & Disaster Control	53,050.00	Reserve For Uncollected Taxes	25,482,159.00	1993 Taxes Cancelled, Abated or Adjusted	1,531,247.27
Environmental Inspection & Control	2,379,800.00	CAPITAL OUTLAY TOTAL	27,271,451.00	Transfer to Tax Title Liens or Foreclosed	4,812,247.27
Other Public Safety	169,500.00			Balance Outstanding Dec. 31, 1993	14,977,654.00
PUBLIC WORKS		Public Enterprises	4,902,258.00	PRIOR YEARS TAXES OUTSTANDING	
Streets and Drainage	5,292,851.00	Recreation-Culture	753,881.00	Balance January 1, 1993	34,712,343.37
Sewers and Sewage Processing	23,060,000.00	Public Works	9,536,129.00	Collected in 1993	12,896,568.17
Garbage and Trash Disposal	1,059,724.00	Buildings and Grounds	7,544,032.00	Cancelled, Abated or Adjusted 1993	10,989,461.68
Public Buildings and Grounds	2,041,900.00	Library and Education	4,485,151.00	Transfers to Tax Title Liens or Foreclosed	808,507.52
Other Public Works	2,999,164.00	Conservation		Balance December 31, 1993	10,017,806.00
HEALTH and WELFARE		All Other		TAX TITLE LIENS OUTSTANDING	
Health Services Except Environmental	6,681,074.00			Balance January 1, 1993	43,667,765.00
Welfare-Public Assistance	1,319,700.00	CAPITAL DEBT AUTHORIZED, DECEMBER 31, 1993		Transfer From Taxes	5,620,508.36
Hospital, Clinics, First Aid		ISSUED AND UNISSUED		Redeemed in 1993	27,583,945.84
Animal, Insect, & Rodent Control	59,000.00	School	129,744,465	Cancelled, Abated or Adjusted (1993)	208,790.52
Other Welfare Services		Self-Liquidating	88,120,609	Transfer to Foreclosed Property	
RECREATION and CONSERVATION		Other	403,927,227	Balance December 31, 1993	21,495,537.00
Beaches and Boardwalks		Total	621,792,301	PROPERTY ACQUIRED BY DEED OR FORECLOSURE	
Parks, Playgrounds, Shade Trees	698,036.00	ISSUED AND OUTSTANDING		Balance January 1, 1993	10,390,127.00
Land Reclamation & Conservation		School	109,236,000.00	Transfers From Taxes or Liens	
Other Recreational Services	1,123,500.00	Self-Liquidating	74,531,209.00	Sale For Cash (1993)	
EDUCATION (excluding schools)		Other	343,425,634.00	Cancelled, Abated or Adjusted (1993)	
Libraries	4,600,000.00	Total	527,192,843.00	Balance December 31, 1993	10,390,127.00
Other Educational Services	487,400.00	EQUALIZED VALUATION BASIS FOR NET DEBT COMPUTATION	7,085,092,437	CURRENT FINANCES DECEMBER 31, 1993	
STATUTORY EXPENDITURES		REAL PROPERTY VALUATIONS		ASSETS	
Pensions & F. I. C. A.	16,415,102.00	Code Class # of Parcels % VAL'N	ASSESSED VALUATION	Cash Dec. 31, 1993	35,510,958.00
Employee Fringe Benefits	20,775,000.00	1 Vacant Land 5013 8.97	497,162,668.00	Taxes Receivable	24,995,460.00
Other Statutory Expenditures	100.00	2 Residential 30344 51.22	2,838,900,186.00	Tax Title Liens	21,495,537.00
CETA And Other Public Employment Programs		3 Farm		Foreclosed Property	10,390,127.00
MUNICIPAL FUNCTIONS TOTAL	217,263,983.00	4a Commercial 3630 18.16	1,006,642,347.00	Emergencies & Other Deferred Charges	21,344,598.00
CAPITAL IMPROVEMENTS *MEMO*	159,500.00	4b Industrial 918 12.77	707,956,000.00	State and Federal Aid Receivable	7,208,000.00
DEBT SERVICE		4c Apartments 1838 8.88	492,175,750.00	Other Receivables	19,535,566.00
Principal Payments	12,836,729.00	Total 41743	5,542,836,951.00	Total	140,480,246.00
Interest Payments	23,019,664.00	Land Area 14.65 Sq. Miles		LIABILITIES, RESERVES, AND SURPLUS	
TYPE I SCHL DEBT *MEMO	10,658,306.00	Net Valuation Taxable-Municipal	5,609,565,587	Cash Liabilities	46,428,791.00
DEFERRED CHARGES		Net Valuation Taxable-County	7,114,128,560	Reserves for Receivables	79,205,239.00
SCHOOL, COUNTY, SPECIAL DISTRICT TAXES	124,769,344.29	State Equalized Valuation	6,713,580,422	Surplus Dec. 31, 1993	14,846,216.00
RESERVE FOR UNCOLLECTED TAXES	25,482,159.00	State Equalization Ratio	83.43	Total	140,480,246.00
EXPENDITURES TOTAL	412,070,596.29				

1987 * 30001

* ABOVE DEBT SERVICE INCLUDES TYPE I SCHOOL DEBT

1321

Population 1990 11,069
 Population 1993 11,655
 S & P Rating A
 Moody Rating BAA

General Tax Rate Per \$100.

3.00

State Equalized Tax Rate

3.32

KEANSBURG BOROUGH - MONMOUTH CO.

Form of Government

Council-Manager Plan B (OMCL 50)

Number of Members on Governing Body - 5

PER CAPITA:

Gross Debt 1,706.22

Net Debt 552.67

Debt Service 59.28

Total Tax Levy 903.34

Municipal Expenditures 708.65

PER CENT:

Gross Debt 5.97

Net Debt 1.93

Tax Levy Collected 84.44

Tax Levy Cancelled, Abated

or Adjusted 2.81

EXPENDITURES		REVENUES-REALIZED		1993 PROPERTY TAX	
GENERAL GOVERNMENT		1993 Property Taxes Collected		STATE EQUALIZED TAX RATE 1.63	
Governing Body & Public Boards	20,500.00	1993 Payments in Lieu of Taxes		Local District School Taxes	5,164,492.50
Municipal Clerk	90,750.00	Delinquent Tax & Lien Collections		Regional & Consolidated School Tax	
Financial Administration	230,639.85	Business Personalty Replacement Taxes		School Taxes in Municipal Budget	
Assessment of Taxes	42,300.00	Taxes From Public Utilities		County Taxes	* 1,494,420.63
Collection of Taxes	105,659.00	Other Miscellaneous Tax Revenues		County Library Taxes	.02 61,364.77
Planning, Housing & Development	15,450.00	State Aid Revenues		Local Municipal Purpose Taxes	1.20 3,801,604.88
Human Resources	290,180.25	Federal Aid Revenues		Veteran & Senior Citizen Taxes	74,450.00
Elections	2,000.00	Sale of Acquired Property		Total Taxes for Rate Computation	3.32 10,596,332.78
General Administration (other)	724,755.00	Other Miscellaneous Revenues		Special District Taxes	
JUDICIARY		Prior Years Surplus Appropriated		Bank Corp. Taxes	
Municipal Courts	84,000.00	REVENUES TOTAL		Added and Omitted Taxes	6,493.99
PUBLIC SAFETY		Reserve For Uncollected Taxes		Total Taxes Levied - ABSTRACT	10,528,376.77
Fire Protection	115,699.00	CAPITAL OUTLAY TOTAL		Total Taxes Billed	10,437,943.93
Police Protection	85,610.23	Public Enterprises		1993 TAXES COLLECTED	8,813,597.88
Civil Defense & Disaster Control	4,000.00	Recreation-Culture		1993 Taxes Cancelled, Abated or Adjusted	292,946.81
Environmental Inspection & Control	118,480.00	Public Works		Transfer to Tax Title Liens or Foreclosed	7,362.10
Other Public Safety		Buildings and Grounds		Balance Outstanding Dec. 31, 1993	1,324,037.14
PUBLIC WORKS		Library and Education		PRIOR YEARS TAXES OUTSTANDING	
Streets and Drainage	2,062,484.60	Conservation		Balance January 1, 1993	1,440,640.60
Sewers and Sewage Processing		All Other		Collected in 1993	1,015,498.73
Gorbage and Trash Disposal	595,200.00	CAPITAL DEBT AUTHORIZED, DECEMBER 31, 1993		Cancelled, Abated or Adjusted 1993	14,721.84
Public Buildings and Grounds	198,000.00	ISSUED AND UNISSUED		Transfers to Tax Title Liens or Foreclosed	370,816.76
Other Public Works	75,500.00	SCHOOL		Balance December 31, 1993	39,603.27
HEALTH and WELFARE		Self-Liquidating		TAX TITLE LIENS OUTSTANDING	
Health Services Except Environmental	70,300.00	Other		Balance January 1, 1993	513,789.71
Welfare-Public Assistance	62,600.00	Total		Transfer From Taxes	374,991.04
Hospital, Clinics, First Aid		GROSS DEBT		Redeemed In 1993	120,682.10
Animal, Insect, & Rodent Control	14,400.00	NET DEBT		Cancelled, Abated or Adjusted (1993)	6,278.31
Other Welfare Services		SCHOOL		Transfer to Foreclosed Property	664.60
RECREATION and CONSERVATION		Self-Liquidating		Balance December 31, 1993	761,155.74
Beaches and Boardwalks	36,000.00	Other		PROPERTY ACQUIRED BY DEED OR FORECLOSURE	
Parks, Playgrounds, Shade Trees		Total		Balance January 1, 1993	284,316.33
Land Reclamation & Conservation	35,300.00	ISSUED AND OUTSTANDING		Transfers From Taxes or Liens	24,146.95
Other Recreational Services		SCHOOL		Sale For Cash (1993)	
EDUCATION (excluding schools)		Self-Liquidating		Cancelled, Abated or Adjusted (1993)	20,563.28
Libraries	11,425.98	Other		Balance December 31, 1993	287,900.00
Other Educational Services		Total		CURRENT FINANCES DECEMBER 31, 1993	
STATUTORY EXPENDITURES		EQUALIZED VALUATION BASIS		ASSETS	
Pensions & F. I. C. A.	272,913.64	FOR NET DEBT COMPUTATION		Cash Dec. 31, 1993	1,272,157.45
Employee Fringe Benefits	747,700.00	REAL PROPERTY VALUATIONS		Taxes Receivable	1,363,640.41
Other Statutory Expenditures		Code Class # of Parcels % VAL'N		Tax Title Liens	761,155.74
CETA And Other Public Employment Programs		1 Vacant Land 191 1.90		Foreclosed Property	287,900.00
MUNICIPAL FUNCTIONS		2 Residential 2942 84.70		Emergencies & Other Deferred Charges	132,380.00
CAPITAL IMPROVEMENTS		3 Farm		State and Federal Aid Receivable	49,058.81
DEBT SERVICE		4a Commercial 129 8.94		Other Receivables	22,464.73
Principal Payments	273,000.00	4b Industrial 4 .47		Total	3,888,757.14
Interest Payments	417,877.79	4c Apartments 56 3.99		LIABILITIES, RESERVES, AND SURPLUS	
DEFERRED CHARGES		Total 3322		Cash Liabilities	866,013.33
SCHOOL, COUNTY, SPECIAL DISTRICT TAXES		Land Area .95 Sq. Miles		Reserves for Receivables	2,435,160.89
RESERVE FOR UNCOLLECTED TAXES		Net Valuation Taxable-Municipal		Surplus Dec. 31, 1993	587,582.93
EXPENDITURES TOTAL	14,979,576.35	Net Valuation Taxable-County		Total	3,888,757.14
		State Equalized Valuation			
		State Equalization Ratio			

General Tax Rate Per \$100.	4.52
State Equalized Tax Rate	2.39

Form of Government:
Town Council

PER CAPITA:		PER CENT:	
Gross Debt	1,635.21	Gross Debt	2.97
Net Debt	1,296.53	Net Debt	2.27
Debt Service	182.13	Tax Levy Collected	95.14
Total Tax Levy	1,375.34	Tax Levy Cancelled, Abated	
Municipal Expenditures	1,246.32	or Adjusted	.62

1287 - 3000

2008

Population 1990 7,574
 Population 1993 7,530
 S & P Rating
 Moody Rating AAA

General Tax Rate Per \$100. 1.97
 State Equalized Tax Rate 1.93

KENILWORTH BOROUGH - UNION COUNTY

Form of Government:

Borough Council

Number of Members on Governing Body - 6

PER CAPITA

Gross Debt 679.94
 Net Debt 648.99
 Debt Service 53.55
 Total Tax Levy 2,150.12
 Municipal Expenditures 909.22

PER CENT

Gross Debt .07
 Net Debt .64
 Tax Levy Collected 96.56
 Tax Levy Cancelled, Abated
 or Adjusted .58

EXPENDITURES		REVENUES-REALIZED		1993 PROPERTY TAX	
GENERAL GOVERNMENT		1993 Property Taxes Collected		STATE EQUALIZED TAX RATE	
Governing Body & Public Boards		1993 Payments in Lieu of Taxes	15,693,043.81	Local District School Taxes	.56
Municipal Clerk		Delinquent Tax & Lien Collections	404,447.96	Regional & Consolidated School Tax	.56
Financial Administration	39,157.00	Business Personality Replacement Taxes	451,695.40	School Taxes in Municipal Budget	
Assessment of Taxes	18,675.00	Taxes From Public Utilities	750,118.00	County Taxes	.43
Collection of Taxes	68,410.00	Other Miscellaneous Tax Revenues		County Library Taxes	
Planning, Housing & Development	30,125.00	State Aid Revenues	311,366.26	Local Municipal Purpose Taxes	.37
Human Resources	95,161.00	Federal Aid Revenues		Veteran & Senior Citizen Taxes	
Elections				Total Taxes for Rate Computation	1.92
General Administration (other)	870,725.00			Special District Taxes	
JUDICIARY				Bank Corp. Taxes	
Municipal Courts	61,259.18			Added and Omitted Taxes	1,333,943.02
PUBLIC SAFETY				Total Taxes Levied - ABSTRACT	16,190,439.33
Fire Protection	215,113.00			Total Taxes Billed	16,251,539.09
Police Protection	1,404,873.45			1993 TAXES COLLECTED	15,693,043.81
Civil Defense & Disaster Control	3,855.00			1993 Taxes Cancelled, Abated or Adjusted	93,890.14
Environmental Inspection & Control	58,290.00			Transfer to Tax Title Liens or Foreclosed	27,773.06
Other Public Safety				Balance Outstanding Dec. 31, 1993	436,832.08
PUBLIC WORKS				PRIOR YEARS TAXES OUTSTANDING	
Streets and Drainage	406,750.00			Balance January 1, 1993	829,081.76
Sewers and Sewage Processing	627,014.00			Collected in 1993	404,139.74
Garbage and Trash Disposal	621,100.00			Cancelled, Abated or Adjusted 1993	21.08
Public Buildings and Grounds	63,700.00			Transfers to Tax Title Liens or Foreclosed	5,506.95
Other Public Works	41,110.00			Balance December 31, 1993	419,413.99
HEALTH and WELFARE				TAX TITLE LIENS OUTSTANDING	
Health Services Except Environmental	76,620.00			Balance January 1, 1993	128,170.70
Welfare-Public Assistance	5,120.00			Transfer From Taxes	34,636.89
Hospital, Clinics, First Aid				Redeemed in 1993	308.22
Animal, Insect, & Rodent Control	8,824.00			Cancelled, Abated or Adjusted (1993)	
Other Welfare Services				Transfer to Foreclosed Property	
RECREATION and CONSERVATION				Balance December 31, 1993	162,499.37
Beaches and Boardwalks				PROPERTY ACQUIRED BY DEED OR	
Parks, Playgrounds, Shade Trees	43,850.00			FORECLOSURE	
Land Reclamation & Conservation				Balance January 1, 1993	22,150.00
Other Recreational Services	16,755.00			Transfers From Taxes or Liens	
EDUCATION (excluding schools)				Sale For Cash (1993)	
Libraries	251,440.00			Cancelled, Abated or Adjusted (1993)	
Other Educational Services				Balance December 31, 1993	22,150.00
STATUTORY EXPENDITURES				CURRENT FINANCES DECEMBER 31, 1993	
Pensions & F. I. C. A.	262,890.00			ASSETS	
Employee Fringe Benefits	453,600.00			Cash Dec. 31, 1993	4,776,155.22
Other Statutory Expenditures	15,000.00			Taxes Receivable	856,246.07
CETA And Other Public Employment Programs				Tax Title Liens	162,499.37
MUNICIPAL FUNCTIONS				Foreclosed Property	22,150.00
CAPITAL IMPROVEMENTS	5,759,416.63			Emergencies & Other Deferred Charges	
DEBT SERVICE				State and Federal Aid Receivable	
Principal Payments	175,000.00			Other Receivables	27,382.05
Interest Payments	228,261.00			Total	5,844,432.71
DEFERRED CHARGES				LIABILITIES, RESERVES, AND SURPLUS	
SCHOOL, COUNTY, SPECIAL DISTRICT TAXES	11,967,853.31			Cash Liabilities	982,216.70
RESERVE FOR UNCOLLECTED TAXES	683,727.40			Reserves for Receivables	1,068,277.49
EXPENDITURES	13,814,258.34			Surplus Dec. 31, 1993	3,793,938.52
				Total	5,844,432.71

1322

Population 1990 7,586
 Population 1993 7,553
 S & P Rating
 Moody Rating A

General Tax Rate Per \$100. 2.56
 State Equalized Tax Rate 2.69

KEYPORT BOROUGH - MONMOUTH CO.
 Form of Government:
Borough Council
 Number of Members on Governing Body - 6

PER CAPITA:
 Gross Debt 598.94
 Net Debt 343.46
 Debt Service 39.60
 Total Tax Levy 1,110.14
 Municipal Expenditures 610.16

PER CENT:
 Gross Debt 1.47
 Net Debt .84
 Tax Levy Collected 93.79
 Tax Levy Cancelled, Abated or Adjusted .64

EXPENDITURES		REVENUES-REALIZED		1993 PROPERTY TAX	
GENERAL GOVERNMENT				STATE EQUALIZED TAX RATE 2.69	
Governing Body & Public Boards	50.00	1993 Property Taxes Collected 7,857,437.05		Local District School Taxes 1.39	4,334,716.00
Municipal Clerk		1993 Payments in Lieu of Taxes 175,716.83		Regional & Consolidated School Tax	
Financial Administration	98,955.00	Delinquent Tax & Lien Collections 430,356.88		School Taxes in Municipal Budget	
Assessment of Taxes	19,073.00	Business Personalty Replacement Taxes 100,634.64		County Taxes .47 *	1,454,275.93
Collection of Taxes	50,055.00	Taxes From Public Utilities 436,817.93		County Library Taxes	
Planning, Housing & Development	29,334.00	Other Miscellaneous Tax Revenues		Local Municipal Purpose Taxes .83	2,586,277.00
Human Resources	57,586.00	State Aid Revenues 436,656.15		Veteran & Senior Citizen Taxes	55,300.00
Elections	2,450.00	Federal Aid Revenues		Total Taxes for Rate Computation 2.69	8,430,568.93
General Administration (other)	361,564.00			Special District Taxes	
JUDICIARY		Sale of Acquired Property 396,988.16		Bank Corp. Taxes	
Municipal Courts	66,940.00	Other Miscellaneous Revenues		Added and Omitted Taxes	9,595.91
PUBLIC SAFETY		Total 9,834,607.64		Total Taxes Levied - ABSTRACT	8,384,864.84
Fire Protection	107,593.00	Prior Years Surplus Appropriated 260,000.00		Total Taxes Billed	8,385,823.42
Police Protection	1,269,131.10	REVENUES TOTAL 10,094,607.64		1993 TAXES COLLECTED	7,857,437.05
Civil Defense & Disaster Control	2,613.00	Reserve For Uncollected Taxes 659,232.46		1993 Taxes Cancelled, Abated or Adjusted	53,252.94
Environmental Inspection & Control	60,190.00	CAPITAL OUTLAY TOTAL 457,357.49		Transfer to Tax Title Liens or Foreclosed	48,507.36
Other Public Safety				Balance Outstanding Dec. 31, 1993	426,626.07
PUBLIC WORKS		Public Enterprises 46,580.58		PRIOR YEARS TAXES OUTSTANDING	
Streets and Drainage	223,027.00	Recreation-Culture		Balance January 1, 1993	440,887.47
Sewers and Sewage Processing	418,687.00	Public Works		Collected in 1993	408,177.18
Garbage and Trash Disposal		Buildings and Grounds 403,209.50		Cancelled, Abated or Adjusted 1993	
Public Buildings and Grounds	74,713.60	Library and Education 7,567.41		Transfers to Tax Title Liens or Foreclosed	2,340.04
Other Public Works	41,553.00	Conservation		Balance December 31, 1993	30,370.25
HEALTH and WELFARE		All Other		TAX TITLE LIENS OUTSTANDING	
Health Services Except Environmental	94,239.75	CAPITAL DEBT AUTHORIZED, DECEMBER 31, 1993		Balance January 1, 1993	197,617.18
Welfare-Public Assistance	1,355.00	ISSUED AND UNISSUED GROSS DEBT NET DEBT		Transfer From Taxes	51,457.05
Hospital, Clinics, First Aid		School 1,929,750		Redeemed In 1993	22,179.70
Animal, Insect, & Rodent Control		Self-Liquidating 2,594,025		Cancelled, Abated or Adjusted (1993)	
Other Welfare Services		Other 4,523,775		Transfer to Foreclosed Property	5,878.68
RECREATION and CONSERVATION		Total 4,523,775		Balance December 31, 1993	221,015.85
Beaches and Boardwalks	3,000.00	ISSUED AND OUTSTANDING		PROPERTY ACQUIRED BY DEED OR FORECLOSURE	
Parks, Playgrounds, Shade Trees	5,500.00	School 1,868,000.00		Balance January 1, 1993	97,100.00
Land Reclamation & Conservation	60,163.00	Self-Liquidating 2,555,000.00		Transfers From Taxes or Liens	5,878.68
Other Recreational Services		Other 4,423,000.00		Sale For Cash (1993)	
EDUCATION (excluding schools)		Total 4,423,000.00		Cancelled, Abated or Adjusted (1993)	
Libraries	100,577.00	EQUALIZED VALUATION BASIS FOR NET DEBT COMPUTATION 308,566,943		Balance December 31, 1993	102,978.68
Other Educational Services	2,500.00	REAL PROPERTY VALUATIONS		CURRENT FINANCES DECEMBER 31, 1993	
STATUTORY EXPENDITURES		Code Class # of Parcels % VAL'N ASSESSED VALUATION		ASSETS	
Pensions & F. I. C. A.	207,705.00	1 Vacant Land 164 1.79 5,682,400.00		Cash Dec. 31, 1993	879,614.73
Employee Fringe Benefits	200,589.00	2 Residential 1871 70.94 225,183,500.00		Taxes Receivable	456,996.32
Other Statutory Expenditures	2,600.00	3 Farm 52,805,700.00		Tax Title Liens	221,015.85
CETA And Other Public Employment Programs	3,560,743.45	4a Commercial 229 19.79 8,337,900.00		Foreclosed Property	102,978.68
MUNICIPAL FUNCTIONS TOTAL 25,000.00		4b Industrial 6 2.63 15,401,700.00		Emergencies & Other Deferred Charges	50,005.44
CAPITAL IMPROVEMENTS *MEMO*		4c Apartments 17 4.95 317,411,200.00		State and Federal Aid Receivable	2,935.68
DEBT SERVICE		Total 2287 105.26		Other Receivables	29,381.63
Principal Payments	145,000.00	Land Area 1.40 Sq. Miles		Total	1,742,928.33
Interest Payments	154,124.21	Net Valuation Taxable-Municipal 327,427,725		LIABILITIES, RESERVES, AND SURPLUS	
DEFERRED CHARGES	39,445.42	Net Valuation Taxable-County 320,061,169		Cash Liabilities	392,759.61
SCHOOL, COUNTY, SPECIAL DISTRICT TAXES	5,788,991.93	State Equalized Valuation 311,566,211		Reserves for Receivables	810,372.48
RESERVE FOR UNCOLLECTED TAXES	659,232.46	State Equalization Ratio 105.26		Surplus Dec. 31, 1993	539,796.24
EXPENDITURES TOTAL 10,397,537.47				Total	1,742,928.33

*Includes County Health Services Taxes, County Vocational School Taxes, or County Open Space Tax. See Table 13.

1016

Population 1990 3,325
 Population 1993 3,413
 S & P Rating
 Moody Rating

General Tax Rate Per \$100.

1.65

State Equalized Tax Rate

1.49

KINGWOOD TOWNSHIP - HUNTERDON CO.

Form of Government:

Township Committee

Number of Members on Governing Body - 3

PER CAPITA

Gross Debt 751.14

Net Debt 15.63

Debt Service

Total Tax Levy 1,144.10

Municipal Expenditures 399.60

PER CENT

Gross Debt 1.05

Net Debt .02

Tax Levy Collected 93.81

Tax Levy Cancelled, Abated

or Adjusted .33

EXPENDITURES		REVENUES-REALIZED		1993 PROPERTY TAX	
GENERAL GOVERNMENT				STATE EQUALIZED TAX RATE	
Governing Body & Public Boards		1993 Property Taxes Collected	3,712,425.19	Local District School Taxes	2,248,785.00
Municipal Clerk		1993 Payments in Lieu of Taxes		Regional & Consolidated School Tax	787,363.98
Financial Administration	33,750.00	Delinquent Tax & Lien Collections	351,421.71	School Taxes in Municipal Budget	
Assessment of Taxes	28,280.00	Business Personalty Replacement Taxes	53,837.68	County Taxes	725,595.53
Collection of Taxes	22,400.00	Taxes From Public Utilities	220,524.00	County Library Taxes	63,226.81
Planning, Housing & Development	56,130.00	Other Miscellaneous Tax Revenues		Local Municipal Purpose Taxes	
Human Resources	5,000.00	State Aid Revenues	116,945.00	Veteran & Senior Citizen Taxes	20,650.00
Elections	1,300.00	Federal Aid Revenues		Total Taxes for Rate Computation	3,845,621.37
General Administration (other)	147,900.00			Special District Taxes	
JUDICIARY				Bank Corp. Taxes	
Municipal Courts	26,775.00	Sale of Acquired Property		Added and Omitted Taxes	79,848.23
PUBLIC SAFETY		Other Miscellaneous Revenues	461,627.04	Total Taxes Levied - ABSTRACT	3,904,819.65
Fire Protection	42,047.10	Total	4,916,780.62	Total Taxes Billed	3,957,570.72
Police Protection	28,500.00	Prior Years Surplus Appropriated	655,241.69	1993 TAXES COLLECTED	3,712,425.19
Civil Defense & Disaster Control	2,100.00	REVENUES	5,572,022.31	1993 Taxes Cancelled, Abated or Adjusted	13,111.89
Environmental Inspection & Control		Reserve For Uncollected Taxes	434,125.01	Transfer to Tax Title Liens or Foreclosed	8,169.15
Other Public Safety		CAPITAL OUTLAY	TOTAL	Balance Outstanding Dec. 31, 1993	223,864.49
PUBUC WORKS			102,628.91	PRIOR YEARS TAXES OUTSTANDING	
Streets and Drainage	299,000.00	Public Enterprises		Balance January 1, 1993	397,678.80
Sewers and Sewage Processing		Recreation-Culture		Collected in 1993	338,713.18
Garbage and Trash Disposal	11,600.00	Public Works	102,235.31	Cancelled, Abated or Adjusted 1993	
Public Buildings and Grounds	105,833.00	Buildings and Grounds	393.60	Transfers to Tax Title Liens or Foreclosed	
Other Public Works		Library and Education		Balance December 31, 1993	58,965.62
HEALTH and WELFARE		Conservation		TAX TITLE LIENS OUTSTANDING	
Health Services Except Environmental	6,150.00	All Other		Balance January 1, 1993	99,241.02
Welfare-Public Assistance	1,700.00			Transfer From Taxes	8,169.15
Hospital, Clinics, First Aid		CAPITAL DEBT AUTHORIZED, DECEMBER 31, 1993		Redeemed in 1993	12,708.53
Animal, Insect, & Rodent Control	600.00	ISSUED AND UNISSUED		Cancelled, Abated or Adjusted (1993)	1,994.67
Other Welfare Services		School	2,612,687	Transfer to Foreclosed Property	
RECREATION and CONSERVATION		Self-Liquidating		Balance December 31, 1993	92,706.97
Beaches and Boardwalks		Other	53,334	PROPERTY ACQUIRED BY DEED OR	
Parks, Playgrounds, Shade Trees		Total	2,666,021	FORECLOSURE	
Land Reclamation & Conservation	3,405.00	ISSUED AND OUTSTANDING		Balance January 1, 1993	49,400.00
Other Recreational Services	6,000.00	School	2,612,687.01	Transfers From Taxes or Liens	
EDUCATION (excluding schools)		Self-Liquidating		Sale For Cash (1993)	
Libraries		Other		Cancelled, Abated or Adjusted (1993)	
Other Educational Services	500.00	Total	2,612,687.01	Balance December 31, 1993	49,400.00
STATUTORY EXPENDITURES		EQUALIZED VALUATION BASIS		CURRENT FINANCES DECEMBER 31, 1993	
Pensions & F. I. C. A.	32,000.00	FOR NET DEBT COMPUTATION	254,287,146	ASSETS	
Employee Fringe Benefits	56,000.00	REAL PROPERTY VALUATIONS		Cash Dec. 31, 1993	1,142,932.66
Other Statutory Expenditures	100.00	Code Class # of Parcels % VALN		Taxes Receivable	282,830.11
CETA And Other Public Employment Programs		1 Vacant Land 235 6.32	14,673,200.00	Tax Title Liens	92,706.97
MUNICIPAL FUNCTIONS		2 Residential 839 59.88	139,003,700.00	Foreclosed Property	49,400.00
CAPITAL IMPROVEMENTS		3 Farm 738 23.93	55,533,850.00	Emergencies & Other Deferred Charges	
DEBT SERVICE		4a Commercial 44 5.97	13,859,500.00	State and Federal Aid Receivable	
Principal Payments		4b Industrial 4 3.42	7,946,800.00	Other Receivables	4,001.65
Interest Payments		4c Apartments 4 .48	1,108,600.00	Total	1,571,871.39
DEFERRED CHARGES		Total 1864	232,125,650.00	LIABILITIES, RESERVES, AND SURPLUS	
SCHOOL, COUNTY, SPECIAL DISTRICT TAXES		Land Area 35.60 Sq. Miles		Cash Liabilities	288,512.49
RESERVE FOR UNCOLLECTED TAXES		Net Valuation Taxable-Municipal	233,195,254	Reserves for Receivables	428,938.73
EXPENDITURES		Net Valuation Taxable-County	243,456,589	Surplus Dec. 31, 1993	854,420.17
TOTAL	5,138,806.83	State Equalized Valuation	258,815,163	Total	1,571,871.39
		State Equalization Ratio	90.06		

1415

Population 1990 8,470
 Population 1993 8,337
 S & P Rating
 Moody Rating

General Tax Rate Per \$100. 2.29
 State Equalized Tax Rate 2.00

KINNELON BOROUGH - MORRIS COUNTY

Form of Government:

Borough Council

Number of Members on Governing Body - 6

PER CAPITA:

Gross Debt 1,134.43
 Net Debt 352.31
 Debt Service 57.36
 Total Tax Levy 2,159.52
 Municipal Expenditures 739.14

PER CENT:

Gross Debt 1.10
 Net Debt .33
 Tax Levy Collected 97.56
 Tax Levy Cancelled, Abated or Adjusted .04

EXPENDITURES		REVENUES-REALIZED		1993 PROPERTY TAX	
GENERAL GOVERNMENT		1993 Property Taxes Collected		STATE EQUALIZED TAX RATE 1.29	12,370,240.50
Governing Body & Public Boards		1993 Payments in Lieu of Taxes	6,169.40	Local District School Taxes	
Municipal Clerk	17,500.00	Delinquent Tax & Lien Collections	411,023.48	Regional & Consolidated School Tax	
Financial Administration	66,366.00	Business Personalty Replacement Taxes	32,555.60	School Taxes in Municipal Budget	
Assessment of Taxes	66,800.00	Taxes From Public Utilities	428,405.00	County Taxes	* 2,917,220.35
Collection of Taxes	48,651.00	Other Miscellaneous Tax Revenues	302,743.60	County Library Taxes	
Planning, Housing & Development	68,941.00	State Aid Revenues		Local Municipal Purpose Taxes	3,726,774.05
Human Resources		Federal Aid Revenues		Veteran & Senior Citizen Taxes	33,800.00
Elections				Total Taxes for Rate Computation	19,048,034.90
General Administration (other)	647,948.00			Special District Taxes	
JUDICIARY				Bank Corp. Taxes	
Municipal Courts	57,934.75			Added and Omitted Taxes	69,405.82
PUBLIC SAFETY				Total Taxes Levied - ABSTRACT	19,083,640.72
Fire Protection	108,775.20			Total Taxes Billed	19,228,782.56
Police Protection	910,155.48			1993 TAXES COLLECTED	18,758,762.21
Civil Defense & Disaster Control	1,950.00			1993 Taxes Cancelled, Abated or Adjusted	7,873.02
Environmental Inspection & Control	78,575.00			Transfer to Tax Title Liens or Foreclosed	22,728.25
Other Public Safety				Balance Outstanding Dec. 31, 1993	439,419.08
PUBLIC WORKS				PRIOR YEARS TAXES OUTSTANDING	
Streets and Drainage	449,137.00			Balance January 1, 1993	420,732.17
Sewers and Sewage Processing	70,000.00			Collected in 1993	402,986.52
Gorbage and Trash Disposal	835,000.00			Cancelled, Abated or Adjusted 1993	2,760.74
Public Buildings and Grounds	104,520.00			Transfers to Tax Title Liens or Foreclosed	
Other Public Works	56,672.00			Balance December 31, 1993	14,984.91
HEALTH and WELFARE				TAX TITLE LIENS OUTSTANDING	
Health Services Except Environmental	160,492.00			Balance January 1, 1993	141,610.13
Welfare-Public Assistance	3,485.00			Transfer From Taxes	22,728.25
Hospital, Clinics, First Aid				Redeemed In 1993	8,036.96
Animal, Insect, & Rodent Control	21,725.00			Cancelled, Abated or Adjusted (1993)	
Other Welfare Services				Transfer to Foreclosed Property	
RECREATION and CONSERVATION				Balance December 31, 1993	156,301.42
Beaches and Boardwalks				PROPERTY ACQUIRED BY DEED OR	
Parks, Playgrounds, Shade Trees				FORECLOSURE	
Land Reclamation & Conservation	61,613.00			Balance January 1, 1993	17,150.00
Other Recreational Services	112,063.00			Transfers From Taxes or Liens	
EDUCATION (excluding schools)				Sale For Cash (1993)	
Libraries	340,003.00			Cancelled, Abated or Adjusted (1993)	
Other Educational Services	16,570.00			Balance December 31, 1993	17,150.00
STATUTORY EXPENDITURES				CURRENT FINANCES DECEMBER 31, 1993	
Pensions & F. I. C. A.	267,154.00			ASSETS	
Employee Fringe Benefits	320,778.00			Cash Dec. 31, 1993	2,005,557.55
Other Statutory Expenditures	10,000.00			Taxes Receivable	454,403.99
CETA And Other Public Employment Programs	4,902,805.43			Tax Title Liens	156,301.42
MUNICIPAL FUNCTIONS				Foreclosed Property	17,150.00
CAPITAL IMPROVEMENTS	15,000.00			Emergencies & Other Deferred Charges	
DEBT SERVICE				State and Federal Aid Receivable	32,442.73
Principal Payments	457,747.15			Other Receivables	61,217.23
Interest Payments	49,111.87			Total	2,727,072.92
DEFERRED CHARGES	4,525.10			LIABILITIES, RESERVES, AND SURPLUS	
SCHOOL, COUNTY, SPECIAL DISTRICT TAXES	15,287,460.85			Cash Liabilities	857,995.36
RESERVE FOR UNCOLLECTED TAXES	1,117,605.44			Reserves for Receivables	648,313.38
EXPENDITURES	21,819,256.84			Surplus Dec. 31, 1993	1,220,764.18
TOTAL				Total	2,727,072.92

2113

Population 1990 **2,543**
 Population 1993 **2,836**
 S & P Rating
 Moody Rating

General Tax Rate Per \$100. **2.15**
 State Equalized Tax Rate **2.22**

KNOWLTON TOWNSHIP - WARREN CO.

Form of Government:

Township Committee

Number of Members on Governing Body - 3

PER CAPITA:

Gross Debt **1,502.75**
 Net Debt **169.54**
 Debt Service **22.26**
 Total Tax Levy **1,313.53**
 Municipal Expenditures **576.05**

PER CENT:

Gross Debt **2.54**
 Net Debt **.29**
 Tax Levy Collected **87.77**
 Tax Levy Cancelled, Abated
 or Adjusted **.27**

EXPENDITURES		REVENUES-REALIZED		1993 PROPERTY TAX	
GENERAL GOVERNMENT		1993 Property Taxes Collected		STATE EQUALIZED TAX RATE	
Governing Body & Public Boards		3,277,039.55		Local District School Taxes .85	
Municipal Clerk	337,316.00	1993 Payments in Lieu of Taxes		Regional & Consolidated School Tax .64	
Financial Administration	30,206.12	Delinquent Tax & Lien Collections		School Taxes in Municipal Budget	
Assessment of Taxes	18,958.00	Business Personalty Replacement Taxes		County Taxes .64	
Collection of Taxes	47,101.33	Taxes From Public Utilities		County Library Taxes .06	
Planning, Housing & Development	9,738.00	Other Miscellaneous Tax Revenues		Local Municipal Purpose Taxes .03	
Human Resources	168,917.97	State Aid Revenues		Veteran & Senior Citizen Taxes	
Elections		Federal Aid Revenues		Total Taxes for Rate Computation 2.22	
General Administration (other)	63,241.24	Sale of Acquired Property		Special District Taxes	
JUDICIARY		Other Miscellaneous Revenues		Bank Corp. Taxes	
Municipal Courts	44,185.08	Total		Added and Omitted Taxes	
PUBLIC SAFETY	21,132.00	Prior Years Surplus Appropriated		Total Taxes Levied - ABSTRACT	
Fire Protection	4,100.00	REVENUES		Total Taxes Billed	
Police Protection	38,589.06	Reserve For Uncollected Taxes		1993 TAXES COLLECTED	
Civil Defense & Disaster Control		TOTAL		1993 Taxes Cancelled, Abated or Adjusted	
Environmental Inspection & Control		CAPITAL OUTLAY		Transfer to Tax Title Liens or Foreclosed	
Other Public Safety		TOTAL		Balance Outstanding Dec. 31, 1993	
PUBLIC WORKS	214,650.24	Public Enterprises		PRIOR YEARS TAXES OUTSTANDING	
Streets and Drainage	11,062.19	Recreation-Culture		Balance January 1, 1993	
Sewers and Sewage Processing	15,578.63	Public Works		Collected in 1993	
Garbage and Trash Disposal	15,000.00	Buildings and Grounds		Cancelled, Abated or Adjusted 1993	
Public Buildings and Grounds		Library and Education		Transfers to Tax Title Liens or Foreclosed	
Other Public Works		Conservation		Balance December 31, 1993	
HEALTH and WELFARE		All Other		TAX TITLE LIENS OUTSTANDING	
Health Services Except Environmental	2,740.00	CAPITAL DEBT AUTHORIZED, DECEMBER 31, 1993		Balance January 1, 1993	
Welfare-Public Assistance	5,831.03	ISSUED AND UNISSUED		Transfer From Taxes	
Hospital, Clinics, First Aid		GROSS DEBT		Redeemed In 1993	
Animal, Insect, & Rodent Control		NET DEBT		Cancelled, Abated or Adjusted (1993)	
Other Welfare Services		SCHOOL		Transfer to Foreclosed Property	
RECREATION and CONSERVATION		Self-Liquidating		Balance December 31, 1993	
Beaches and Boardwalks	1,000.00	Other		PROPERTY ACQUIRED BY DEED OR	
Parks, Playgrounds, Shade Trees	600.00	Total		FORECLOSURE	
Land Reclamation & Conservation	15,000.00	ISSUED AND OUTSTANDING		Balance January 1, 1993	
Other Recreational Services		SCHOOL		Transfers From Taxes or Liens	
EDUCATION (excluding schools)		Self-Liquidating		Sale For Cash (1993)	
Libraries	325.00	Other		Cancelled, Abated or Adjusted (1993)	
Other Educational Services	2,500.00	Total		Balance December 31, 1993	
STATUTORY EXPENDITURES		EQUALIZED VALUATION BASIS		CURRENT FINANCES DECEMBER 31, 1993	
Pensions & F. I. C. A.	33,000.00	FOR NET DEBT COMPUTATION		ASSETS	
Employee Fringe Benefits	17,455.74	REAL PROPERTY VALUATIONS		Cash Dec. 31, 1993	
Other Statutory Expenditures	2,300.00	Code Class # of Parcels % VALN		Taxes Receivable	
CETA And Other Public Employment Programs		ASSESSED VALUATION		Tax Title Liens	
MUNICIPAL FUNCTIONS	1,120,527.63	1 Vacant Land 313 11.59		Foreclosed Property	
CAPITAL IMPROVEMENTS	95,000.00	2 Residential 759 62.79		Emergencies & Other Deferred Charges	
DEBT SERVICE		3 Farm 403 13.76		State and Federal Aid Receivable	
Principal Payments	53,967.64	4a Commercial 63 11.43		Other Receivables	
Interest Payments	9,248.09	4b Industrial		Total	
DEFERRED CHARGES	18,533.68	4c Apartments 3 .43		LIABILITIES, RESERVES, AND SURPLUS	
SCHOOL, COUNTY, SPECIAL DISTRICT TAXES	3,642,038.67	Total 1541		Cash Liabilities	
RESERVE FOR UNCOLLECTED TAXES	431,457.13	Land Area 26.00 Sq. Miles		Reserves for Receivables	
EXPENDITURES	5,275,772.84	Net Valuation Taxable-Municipal		Surplus Dec. 31, 1993	
TOTAL		Net Valuation Taxable-County		Total	
		State Equalized Valuation			
		State Equalization Ratio			

General Tax Rate Per \$100.	1.54
State Equalized Tax Rate	1.50

Number of Members on Governing Body - 5

Grass Debt	1.31
Net Debt	.25
Tax Levy Collected	95.94
Tax Levy Cancelled, Abated or Adjusted	.14

1247 / 3000

1913

Population 1990 1,902
 Population 1993 1,954
 S & P Rating
 Moody Rating

General Tax Rate Per \$100. 2.33
 State Equalized Tax Rate 2.29

LAFAYETTE TOWNSHIP - SUSSEX COUNTY

Form of Government:

Township Committee

Number of Members on Governing Body - 5

PER CAPITA
 Gross Debt 2,094.04
 Net Debt 211.57
 Debt Service
 Total Tax Levy 1,848.43
 Municipal Expenditures 664.85

PER CENT
 Gross Debt 2.52
 Net Debt .26
 Tax Levy Collected 92.49
 Tax Levy Cancelled, Abated
 ar Adjusted .76

EXPENDITURES		REVENUES-REALIZED		1993 PROPERTY TAX	
GENERAL GOVERNMENT				STATE EQUALIZED TAX RATE	
Governing Body & Public Boards		1993 Property Taxes Collected	3,355,696.56	Local District School Taxes 1.19	1,880,498.52
Municipal Clerk		1993 Payments in Lieu of Taxes	4,500.00	Regional & Consolidated School Tax .54	845,448.35
Financial Administration	23,000.00	Delinquent Tax & Lien Collections	266,196.32	School Taxes in Municipal Budget	
Assessment of Taxes	40,885.00	Business Personalty Replacement Taxes	43,294.52	County Taxes .43	* 673,447.87
Collection of Taxes	26,095.00	Taxes From Public Utilities	106,775.00	County Library Taxes .03	50,384.79
Planning, Housing & Development	27,025.00	Other Miscellaneous Tax Revenues		Local Municipal Purpose Taxes .09	136,328.00
Human Resources		State Aid Revenues	86,827.64	Veteran & Senior Citizen Taxes	11,100.00
Elections	1,550.00	Federal Aid Revenues		Total Taxes for Rate Computation 2.28	3,597,307.52
General Administration (other)	165,100.00			Special District Taxes	
JUDICIARY				Bank Corp. Taxes	
Municipal Courts	31,495.00	Sale of Acquired Property		Added and Omitted Taxes	25,622.69
PUBLIC SAFETY		Other Miscellaneous Revenues	580,262.68	Total Taxes Levied - ABSTRACT	3,611,830.21
Fire Protection	57,805.00			Total Taxes Billed	3,628,492.45
Police Protection	10,900.00	Prior Years Surplus Appropriated	490,000.00	1993 TAXES COLLECTED	3,355,696.56
Civil Defense & Disaster Control	1,100.00	REVENUES TOTAL	4,933,552.72	1993 Taxes Cancelled, Abated ar Adjusted	27,400.48
Environmental Inspection & Control	28,035.91	Reserve For Uncollected Taxes	331,390.00	Transfer to Tax Title Liens ar Foreclosed	712.98
Other Public Safety		CAPITAL OUTLAY TOTAL	300,549.89	Balance Outstanding Dec. 31, 1993	244,682.43
PUBLIC WORKS				PRIOR YEARS TAXES OUTSTANDING	
Streets and Drainage	385,600.00	Public Enterprises		Balance January 1, 1993	238,326.09
Sewers and Sewage Processing	4,500.00	Recreation-Culture		Collected in 1993	238,164.63
Garbage and Trash Disposal		Public Works	274,524.89	Cancelled, Abated ar Adjusted 1993	.24
Public Buildings and Grounds	21,000.00	Buildings and Grounds	26,025.00	Transfers to Tax Title Liens ar Foreclosed	
Other Public Works	30,000.00	Library and Education		Balance December 31, 1993	161.22
HEALTH and WELFARE		Conservation		TAX TITLE LIENS OUTSTANDING	
Health Services Except Environmental	1,460.00	All Other		Balance January 1, 1993	32,905.06
Welfare-Public Assistance	2,200.00			Transfer From Taxes	712.98
Hospital, Clinics, First Aid		CAPITAL DEBT AUTHORIZED, DECEMBER 31, 1993		Redeemed In 1993	28,031.69
Animal, Insect, & Radent Control	3,600.00	ISSUED AND UNISSUED		Cancelled, Abated ar Adjusted (1993)	
Other Welfare Services		School	3,678,353	Transfer to Foreclosed Property	
RECREATION and CONSERVATION		Self-Liquidating	413,405	Balance December 31, 1993	5,586.35
Beaches and Boardwalks		Other	4,091,758	PROPERTY ACQUIRED BY DEED OR	
Parks, Playgrounds, Shade Trees		Total	4,091,758	FORECLOSURE	
Land Reclamation & Conservation		ISSUED AND OUTSTANDING		Balance January 1, 1993	14,000.00
Other Recreational Services	22,600.00	School	3,678,353.61	Transfers From Taxes ar Liens	
EDUCATION (excluding schools)		Self-Liquidating		Sale For Cash (1993)	
Libraries		Other		Cancelled, Abated ar Adjusted (1993)	
Other Educational Services		Total	3,678,353.61	Balance December 31, 1993	14,000.00
STATUTORY EXPENDITURES		EQUALIZED VALUATION BASIS		CURRENT FINANCES DECEMBER 31, 1993	
Pensions & F. I. C. A.	28,372.00	FOR NET DEBT COMPUTATION	158,412,098	ASSETS	
Employee Fringe Benefits	38,000.00	REAL PROPERTY VALUATIONS		Cash Dec. 31, 1993	1,214,505.23
Other Statutory Expenditures	1,000.00	Code Class # of Parcels % VALN	ASSESSED VALUATION	Taxes Receivable	244,843.65
CETA And Other Public Employment Programs		1 Vacant Land 140 6.03	9,327,600.00	Tax Title Liens	5,586.35
MUNICIPAL FUNCTIONS		2 Residential 517 51.55	79,108,000.00	Foreclosed Property	14,000.00
CAPITAL IMPROVEMENTS		3 Farm 506 18.23	27,965,400.00	Emergencies & Other Deferred Charges	43,800.00
DEBT SERVICE		4a Commercial 37 11.92	18,288,031.00	State and Federal Aid Receivable	
Principal Payments		4b Industrial 17 12.23	18,763,663.00	Other Receivables	15,938.09
Interest Payments		4c Apartments		Total	1,538,673.32
DEFERRED CHARGES		Total 1217	153,457,694.00	LIABILITIES, RESERVES, AND SURPLUS	
SCHOOL, COUNTY, SPECIAL DISTRICT TAXES	16,400.00	Land Area 18.70 Sq. Miles		Cash Liabilities	310,900.47
RESERVE FOR UNCOLLECTED TAXES	3,449,779.52	Net Valuation Taxable-Municipal	154,481,474	Reserves for Receivables	278,368.09
EXPENDITURES TOTAL	4,748,892.43	Net Valuation Taxable-County	157,036,389	Surplus Dec. 31, 1993	949,404.76
		State Equalized Valuation	157,373,952	Total	1,538,673.32
		State Equalization Rate	98.15		

1513

Population 1990 3,073
 Population 1993 3,317
 S & P Rating
 Moody Rating BAA

General Tax Rate Per \$100. 3.42
 State Equalized Tax Rate 2.75

LAKEHURST BOROUGH - OCEAN COUNTY

Form of Government:
 Borough Council

Number of Members on Governing Body - 6

PER CAPITA:

Gross Debt 499.25
 Net Debt 257.44
 Debt Service 43.11
 Total Tax Levy 652.10
 Municipal Expenditures 563.52

PER CENT:

Gross Debt 2.09
 Net Debt 1.09
 Tax Levy Collected 89.39
 Tax Levy Cancelled, Abated or Adjusted .44

EXPENDITURES		REVENUES-REALIZED		1993 PROPERTY TAX	
GENERAL GOVERNMENT				STATE EQUALIZED TAX RATE 1.15	
Governing Body & Public Boards		1993 Property Taxes Collected 1,944,328.01		Local District School Taxes	901,579.00
Municipal Clerk				Regional & Consolidated School Tax	
Financial Administration	16,000.00	1993 Payments in Lieu of Taxes		School Taxes in Municipal Budget	
Assessment of Taxes	89,343.29	Delinquent Tax & Lien Collections 153,893.86		County Taxes	* 379,505.83
Collection of Taxes	23,981.06	Business Personalty Replacement Taxes 9,725.20		County Library Taxes	32,196.61
Planning, Housing & Development	2,950.00	Taxes From Public Utilities 144,396.00		Local Municipal Purpose Taxes	841,854.52
Human Resources	7,376.00	Other Miscellaneous Tax Revenues		Veteran & Senior Citizen Taxes	20,950.00
Elections		State Aid Revenues 215,508.04		Total Taxes for Rate Computation	2,176,085.96
General Administration (other)	263,949.86	Federal Aid Revenues		Special District Taxes	
JUDICIARY		Sale of Acquired Property		Bank Corp. Taxes	
Municipal Courts	64,008.49	Other Miscellaneous Revenues		Added and Omitted Taxes	7,880.81
PUBLIC SAFETY		Total 187,299.84		Total Taxes Levied - ABSTRACT	2,163,016.77
Fire Protection	20,152.30	Prior Years Surplus Appropriated 285,425.40		Total Taxes Billed	2,163,101.77
Police Protection	472,172.80	REVENUES TOTAL 2,940,576.35		1993 TAXES COLLECTED	1,944,328.01
Civil Defense & Disaster Control	2,900.00	Reserve For Uncollected Taxes 230,815.97		1993 Taxes Cancelled, Abated or Adjusted	9,557.97
Environmental Inspection & Control		CAPITAL OUTLAY TOTAL 156,194.55		Transfer to Tax Title Liens or Foreclosed	22,254.61
Other Public Safety				Balance Outstanding Dec. 31, 1993	186,961.19
PUBLIC WORKS				PRIOR YEARS TAXES OUTSTANDING	
Streets and Drainage	75,165.17	Public Enterprises		Balance January 1, 1993	156,588.62
Sewers and Sewage Processing	14,835.97	Recreation-Culture		Collected in 1993	144,209.99
Garbage and Trash Disposal	138,115.13	Public Works		Cancelled, Abated or Adjusted 1993	
Public Buildings and Grounds	30,043.54	Buildings and Grounds		Transfers to Tax Title Liens or Foreclosed	250.00
Other Public Works	21,994.92	Library and Education		Balance December 31, 1993	12,128.63
HEALTH and WELFARE		Conservation		TAX TITLE LIENS OUTSTANDING	
Health Services Except Environmental	5,950.00	All Other		Balance January 1, 1993	94,600.77
Welfare-Public Assistance	4,850.00	CAPITAL DEBT AUTHORIZED, DECEMBER 31, 1993		Transfer From Taxes	22,504.61
Hospital, Clinics, First Aid		ISSUED AND UNISSUED GROSS DEBT NET DEBT		Redeemed In 1993	9,683.87
Animal, Insect, & Radent Control	500.00	School 130,000		Cancelled, Abated or Adjusted (1993)	
Other Welfare Services		Self-Liquidating 665,596		Transfer to Foreclosed Property	
RECREATION and CONSERVATION		Other 860,426		Balance December 31, 1993	107,421.51
Beaches and Boardwalks		Total 1,656,022		PROPERTY ACQUIRED BY DEED OR FORECLOSURE	
Parks, Playgrounds, Shade Trees				Balance January 1, 1993	78,005.21
Land Reclamation & Conservation				Transfers From Taxes or Liens	
Other Recreational Services	8,000.00			Sale For Cash (1993)	
EDUCATION (excluding schools)				Cancelled, Abated or Adjusted (1993)	
Libraries				Balance December 31, 1993	78,005.21
Other Educational Services	500.00			CURRENT FINANCES DECEMBER 31, 1993	
STATUTORY EXPENDITURES				ASSETS	
Pensions & F. I. C. A.	89,990.84			Cash Dec. 31, 1993	626,195.98
Employee Fringe Benefits	133,593.76			Taxes Receivable	199,089.81
Other Statutory Expenditures	8,000.00			Tax Title Liens	107,421.51
CETA And Other Public Employment Programs				Foreclosed Property	78,005.21
MUNICIPAL FUNCTIONS TOTAL 1,494,873.13				Emergencies & Other Deferred Charges	82,667.83
CAPITAL IMPROVEMENTS * MEMO * 5,000.00				State and Federal Aid Receivable	5,286.52
DEBT SERVICE				Other Receivables	61,369.83
Principal Payments	120,000.00			Total	1,160,036.69
Interest Payments	23,000.00			LIABILITIES, RESERVES, AND SURPLUS	
DEFERRED CHARGES	500.00			Cash Liabilities	366,788.92
SCHOOL, COUNTY, SPECIAL DISTRICT TAXES	1,313,231.44			Reserves for Receivables	445,896.36
RESERVE FOR UNCOLLECTED TAXES	230,815.97			Surplus Dec. 31, 1993	347,361.41
EXPENDITURES TOTAL 3,182,470.54				Total	1,160,036.69

Population 1990 45,043
 Population 1993 46,540
 S & P Rating
 Moody Rating AAA

General Tax Rate Per \$100. 2.55
 State Equalized Tax Rate 2.41

LAKEWOOD TOWNSHIP - OCEAN COUNTY

Form of Government:

Township Committee

Number of Members on Governing Body - 5

PER CAPITA:

Gross Debt 764.06
 Net Debt 520.34
 Debt Service 40.10
 Total Tax Levy 1,035.82
 Municipal Expenditures 623.93

PER CENT:

Gross Debt 1.38
 Net Debt 1.28
 Tax Levy Collected 92.73
 Tax Levy Cancelled, Abated or Adjusted .53

EXPENDITURES		REVENUES-REALIZED		1993 PROPERTY TAX	
GENERAL GOVERNMENT				STATE EQUALIZED TAX RATE $\frac{2.41}{2.55}$	
Governing Body & Public Boards		1993 Property Taxes Collected	44,826,916.30	Local District School Taxes	1.21 23,237,594.26
Municipal Clerk		1993 Payments in Lieu of Taxes	353,186.33	Regional & Consolidated School Tax	
Financial Administration	181,581.00	Delinquent Tax & Lien Collections	2,704,496.41	School Taxes in Municipal Budget	
Assessment of Taxes	241,468.00	Business Personalty Replacement Taxes	247,479.80	County Taxes	.45 * 8,606,890.57
Collection of Taxes	261,115.00	Taxes From Public Utilities	3,436,027.80	County Library Taxes	
Planning, Housing & Development	156,237.00	Other Miscellaneous Tax Revenues		Local Municipal Purpose Taxes	.76 14,536,969.47
Human Resources	847,762.29	State Aid Revenues	3,948,002.37	Veteran & Senior Citizen Taxes	460,500.00
Elections	8,300.00	Federal Aid Revenues		Total Taxes for Rate Computation	2.42 46,841,944.30
General Administration (other)	2,224,129.00			Special District Taxes	1,450,537.00
JUDICIARY				Bank Corp. Taxes	
Municipal Courts	361,281.00	Sale of Acquired Property	3,254,187.26	Added and Omitted Taxes	478,856.21
PUBLIC SAFETY		Other Miscellaneous Revenues	58,770,296.27	Total Taxes Levied - ABSTRACT	48,310,837.51
Fire Protection		Total	58,770,296.27	Total Taxes Billed	48,343,441.92
Police Protection	5,904,227.53	Prior Years Surplus Appropriated	2,700,000.00	1993 TAXES COLLECTED	44,826,916.30
Civil Defense & Disaster Control	20,725.00	REVENUES TOTAL	61,470,296.27	1993 Taxes Cancelled, Abated or Adjusted	257,795.26
Environmental Inspection & Control	623,327.58	Reserve For Uncollected Taxes	4,013,000.00	Transfer to Tax Title Liens or Foreclosed	681,017.75
Other Public Safety		CAPITAL OUTLAY TOTAL	831,612.05	Balance Outstanding Dec. 31, 1993	2,577,712.61
PUBLIC WORKS				PRIOR YEARS TAXES OUTSTANDING	
Streets and Drainage	1,420,423.00	Public Enterprises		Balance January 1, 1993	2,609,135.30
Sewers and Sewage Processing		Recreation-Culture	27,588.47	Collected in 1993	2,101,540.18
Garbage and Trash Disposal	3,027,053.00	Public Works	466,309.28	Cancelled, Abated or Adjusted 1993	199,569.38
Public Buildings and Grounds	442,032.00	Buildings and Grounds	122,406.58	Transfers to Tax Title Liens or Foreclosed	10,504.07
Other Public Works	676,020.00	Library and Education	215,307.72	Balance December 31, 1993	297,521.67
HEALTH and WELFARE		Conservation		TAX TITLE LIENS OUTSTANDING	
Health Services Except Environmental	204,569.00	All Other		Balance January 1, 1993	3,328,377.58
Welfare-Public Assistance	362,952.00			Transfer From Taxes	692,521.82
Hospital, Clinics, First Aid	18,500.00	CAPITAL DEBT AUTHORIZED, DECEMBER 31, 1993		Redeemed In 1993	602,956.23
Animal, Insect, & Rodent Control		ISSUED AND UNISSUED		Cancelled, Abated or Adjusted (1993)	21,222.39
Other Welfare Services		School	11,367,000	Transfer to Foreclosed Property	
RECREATION and CONSERVATION		Self-Liquidating		Balance December 31, 1993	3,396,720.73
Beaches and Boardwalks		Other	24,268,610	PROPERTY ACQUIRED BY DEED OR	
Parks, Playgrounds, Shade Trees	737,524.00	Total	35,635,610	FORECLOSURE	
Land Reclamation & Conservation	36,707.00			Balance January 1, 1993	9,030,060.00
Other Recreational Services	354,128.42	ISSUED AND OUTSTANDING		Transfers From Taxes or Liens	
EDUCATION (excluding schools)		School	11,367,000.00	Sale For Cash (1993)	
Libraries	793,628.00	Self-Liquidating		Cancelled, Abated or Adjusted (1993)	
Other Educational Services		Other	20,344,000.00	Balance December 31, 1993	9,030,060.00
STATUTORY EXPENDITURES		Total	31,711,000.00	CURRENT FINANCES DECEMBER 31, 1993	
Pensions & F. I. C. A.	1,388,343.00	EQUALIZED VALUATION BASIS		ASSETS	
Employee Fringe Benefits	2,554,671.00	FOR NET DEBT COMPUTATION	1,892,795,204	Cash Dec. 31, 1993	8,509,642.09
Other Statutory Expenditures		REAL PROPERTY VALUATIONS		Taxes Receivable	2,875,234.23
CETA And Other Public Employment Programs	22,846,753.82	Code Class # of Parcels % VAL'N	ASSESSED VALUATION	Tax Title Liens	3,396,720.73
MUNICIPAL FUNCTIONS		1 Vacant Land 3816 4.18	75,040,500.00	Foreclosed Property	9,030,060.00
CAPITAL IMPROVEMENTS	200,000.00	2 Residential 13504 61.53	1,105,336,200.00	Emergencies & Other Deferred Charges	761,390.00
DEBT SERVICE		3 Farm 48 .20	3,681,800.00	State and Federal Aid Receivable	265,029.88
Principal Payments	925,000.00	4a Commercial 516 15.73	283,537,000.00	Other Receivables	82,977.23
Interest Payments	945,365.26	4b Industrial 150 11.71	210,407,100.00	Total	24,921,054.26
DEFERRED CHARGES	603,390.00	4c Apartments 82 6.59	118,398,000.00	LIABILITIES, RESERVES, AND SURPLUS	
SCHOOL, COUNTY, SPECIAL DISTRICT TAXES	33,295,011.83	Total 18116	1,796,400,600.00	Cash Liabilities	5,548,296.08
RESERVE FOR UNCOLLECTED TAXES	4,013,000.00	Land Area 24.40 Sq. Miles		Reserves for Receivables	15,384,992.29
EXPENDITURES TOTAL	62,628,520.91	Net Valuation Taxable-Municipal	1,320,066,826	Surplus Dec. 31, 1993	3,987,765.89
		Net Valuation Taxable-County	1,961,360,338	Total	24,921,054.26
		State Equalized Valuation	1,922,007,767		
		State Equalization Ratio	94.63		

1017

Population 1990 3,927
 Population 1993 4,263
 S & P Rating
 Moody Rating

General Tax Rate Per \$100.

2.03

State Equalized Tax Rate

1.98

LAMBERTVILLE CITY - HUNTERDON CO.

Form of Government:

Small Municipality Plan C (OMCL 50)

Number of Members on Governing Body - 5.

PER CAPITA:

Gross Debt 331.65
 Net Debt 166.80
 Debt Service 19.23
 Total Tax Levy 1,298.60
 Municipal Expenditures 645.04

PER CENT:

Gross Debt .52
 Net Debt .26
 Tax Levy Collected 93.57
 Tax Levy Cancelled, Abated or Adjusted 1.24

EXPENDITURES		REVENUES-REALIZED		1993 PROPERTY TAX	
GENERAL GOVERNMENT				STATE EQUALIZED TAX RATE 1.98	
Governing Body & Public Boards		1993 Property Taxes Collected	5,181,819.51	Local District School Taxes .63	1,675,941.50
Municipal Clerk		1993 Payments in Lieu of Taxes	28,315.70	Regional & Consolidated School Tax .70	1,865,469.50
Financial Administration	59,332.00	Delinquent Tax & Lien Collections	473,486.37	School Taxes in Municipal Budget	
Assessment of Taxes	23,968.00	Business Personalty Replacement Taxes	76,836.84	County Taxes .30	811,962.38
Collection of Taxes	43,444.00	Taxes From Public Utilities	177,289.58	County Library Taxes	
Planning, Housing & Development	7,150.00	Other Miscellaneous Tax Revenues		Local Municipal Purpose Taxes .35	925,976.21
Human Resources	63,255.80	State Aid Revenues	609,645.13	Veteron & Senior Citizen Taxes	45,450.00
Elections		Federal Aid Revenues		Total Taxes for Rate Computation 1.98	5,324,799.59
General Administration (other)	504,188.00			Special District Taxes	228,746.81
JUDICIARY				Bank Corp. Taxes	
Municipal Courts	62,000.00	Sale of Acquired Property	513,321.60	Added and Omitted Taxes	27,823.10
PUBLIC SAFETY		Other Miscellaneous Revenues	7,060,714.73	Total Taxes Levied - ABSTRACT	5,535,919.50
Fire Protection	21,433.00	Total	7,060,714.73	Total Taxes Billed	5,538,111.84
Police Protection	525,369.72	Prior Years Surplus Appropriated	260,000.00	1993 TAXES COLLECTED	5,181,819.51
Civil Defense & Disaster Control	701.00	REVENUES TOTAL	7,320,714.73	1993 Taxes Cancelled, Abated or Adjusted	68,496.27
Environmental Inspection & Control	40,325.00	Reserve For Uncollected Taxes	475,000.00	Transfer to Tax Title Liens or Foreclosed	2,814.80
Other Public Safety		CAPITAL OUTLAY TOTAL	297,718.83	Balance Outstanding Dec. 31, 1993	284,981.26
PUBLIC WORKS				PRIOR YEARS TAXES OUTSTANDING	
Streets and Drainage	154,100.00	Public Enterprises		Balance January 1, 1993	494,020.12
Sewers and Sewage Processing		Recreation-Culture		Collected in 1993	381,160.38
Garbage and Trash Disposal	350,850.00	Public Works	3,931.35	Cancelled, Abated or Adjusted 1993	62,099.18
Public Buildings and Grounds	17,650.00	Buildings and Grounds	26,397.66	Transfers to Tax Title Liens or Foreclosed	15,545.68
Other Public Works		Library and Education	267,389.82	Balance December 31, 1993	35,214.88
HEALTH and WELFARE		All Other		TAX TITLE LIENS OUTSTANDING	
Health Services Except Environmental				Balance January 1, 1993	132,883.12
Welfare-Public Assistance	4,573.00			Transfer From Taxes	21,068.99
Hospital, Clinics, First Aid				Redeemed in 1993	92,325.99
Animal, Insect, & Rodent Control	3,230.00			Cancelled, Abated or Adjusted (1993)	2,736.40
Other Welfare Services				Transfer to Foreclosed Property	
RECREATION and CONSERVATION				Balance December 31, 1993	58,889.71
Beaches and Boardwalks				PROPERTY ACQUIRED BY DEED OR	
Parks, Playgrounds, Shade Trees	3,500.00			FORECLOSURE	
Land Reclamation & Conservation	13,999.13			Balance January 1, 1993	
Other Recreational Services	1,448.00			Transfers From Taxes or Liens	
EDUCATION (excluding schools)				Sale For Cash (1993)	
Libraries	58,737.00			Cancelled, Abated or Adjusted (1993)	
Other Educational Services				Balance December 31, 1993	
STATUTORY EXPENDITURES				CURRENT FINANCES DECEMBER 31, 1993	
Pensions & F. I. C. A.	85,700.00			ASSETS	
Employee Fringe Benefits	126,785.00			Cash Dec. 31, 1993	985,648.23
Other Statutory Expenditures				Taxes Receivable	320,196.14
CETA And Other Public Employment Programs				Tax Title Liens	58,889.71
MUNICIPAL FUNCTIONS TOTAL	2,172,738.65			Foreclosed Property	
CAPITAL IMPROVEMENTS *MEMO*	15,000.00			Emergencies & Other Deferred Charges	2,000.00
DEBT SERVICE				State and Federal Aid Receivable	92,162.12
Principal Payments	54,000.00			Other Receivables	15,025.03
Interest Payments	27,981.46			Total	1,473,921.23
DEFERRED CHARGES	20,100.00			LIABILITIES, RESERVES, AND SURPLUS	
SCHOOL, COUNTY, SPECIAL DISTRICT TAXES	4,582,120.19			Cash Liabilities	346,857.96
RESERVE FOR UNCOLLECTED TAXES	475,000.00			Reserves for Receivables	394,110.88
EXPENDITURES TOTAL	7,331,940.30			Surplus Dec. 31, 1993	732,952.39
				Total	1,473,921.23

0420

Population 1990 2,341
 Population 1993 2,382
 S & P Rating
 Moody Rating 3AA1

General Tax Rate Per \$100.

2.78

State Equalized Tax Rate

2.86

LAUREL SPRINGS BORO. - CAMDEN CO.

Form of Government:

Borough Council

Number of Members on Governing Body - 6

PER CAPITA

Gross Debt 490.93

Net Debt 467.94

Debt Service 32.40

Total Tax Levy 1,075.50

Municipal Expenditures 545.30

PER CENT

Gross Debt 1.53

Net Debt 1.46

Tax Levy Collected 96.63

Tax Levy Cancelled, Abated

or Adjusted .53

EXPENDITURES		REVENUES-REALIZED		1993 PROPERTY TAX	
GENERAL GOVERNMENT		1993 Property Taxes Collected		STATE EQUALIZED TAX RATE	
Governing Body & Public Boards		2,477,531.51		Local District School Taxes	1.37
Municipal Clerk		1993 Payments in Lieu of Taxes		Regional & Consolidated School Tax	
Financial Administration	53,511.83	Delinquent Tax & Lien Collections		School Taxes in Municipal Budget	
Assessment of Taxes	8,563.75	Business Personalty Replacement Taxes		County Taxes	.79
Collection of Taxes	22,909.14	Taxes From Public Utilities		County Library Taxes	.03
Planning, Housing & Development	7,032.54	Other Miscellaneous Tax Revenues		Local Municipal Purpose Taxes	.67
Human Resources	44,274.25	State Aid Revenues		Veteran & Senior Citizen Taxes	
Elections		215,477.55		Total Taxes for Rate Computation	2.86
General Administration (other)	235,006.45	Federal Aid Revenues		Special District Taxes	
JUDICIARY		Sale of Acquired Property		Bank Corp. Taxes	
Municipal Courts	39,892.11	Other Miscellaneous Revenues		Added and Omitted Taxes	4,486.45
PUBLIC SAFETY		Total		Total Taxes Levied - ABSTRACT	2,561,846.96
Fire Protection	39,388.39	Prior Years Surplus Appropriated		Total Taxes Billed	2,564,010.04
Police Protection	219,468.78	REVENUES		1993 TAXES COLLECTED	2,477,531.51
Civil Defense & Disaster Control	4,450.41	Reserve For Uncollected Taxes		1993 Taxes Cancelled, Abated or Adjusted	13,491.01
Environmental Inspection & Control	16,816.20	CAPITAL OUTLAY		Transfer to Tax Title Liens or Foreclosed	3,823.90
Other Public Safety		TOTAL		Balance Outstanding Dec. 31, 1993	69,163.62
PUBLIC WORKS		Public Enterprises		PRIOR YEARS TAXES OUTSTANDING	
Streets and Drainage	105,802.19	Recreation-Culture		Balance January 1, 1993	82,376.10
Sewers and Sewage Processing	1,653.40	Public Works		Collected in 1993	73,224.90
Garbage and Trash Disposal	198,429.77	Buildings and Grounds		Cancelled, Abated or Adjusted 1993	7.51
Public Buildings and Grounds	13,800.81	Library and Education		Transfers to Tax Title Liens or Foreclosed	2,812.84
Other Public Works	17,045.45	Conservation		Balance December 31, 1993	6,330.85
HEALTH and WELFARE		All Other		TAX TITLE LIENS OUTSTANDING	
Health Services Except Environmental	7,896.24	CAPITAL DEBT AUTHORIZED, DECEMBER 31, 1993		Balance January 1, 1993	
Welfare-Public Assistance	1,357.52	ISSUED AND UNISSUED		Transfer From Taxes	7,197.38
Hospital, Clinics, First Aid		GROSS DEBT		Redeemed in 1993	
Animal, Insect, & Rodent Control	341.00	NET DEBT		Cancelled, Abated or Adjusted (1993)	
Other Welfare Services		Schaal		Transfer to Foreclosed Property	
RECREATION and CONSERVATION		Self-Liquidating		Balance December 31, 1993	7,197.38
Beaches and Boardwalks		Other		PROPERTY ACQUIRED BY DEED OR	
Parks, Playgrounds, Shade Trees	3,468.79	Total		FORECLOSURE	
Land Reclamation & Conservation		ISSUED AND OUTSTANDING		Balance January 1, 1993	551.00
Other Recreational Services	5,134.97	School		Transfers From Taxes or Liens	
EDUCATION (excluding schools)		Self-Liquidating		Sale For Cash (1993)	
Libraries		Other		Cancelled, Abated or Adjusted (1993)	
Other Educational Services		Total		Balance December 31, 1993	551.00
STATUTORY EXPENDITURES		EQUALIZED VALUATION BASIS		CURRENT FINANCES DECEMBER 31, 1993	
Pensions & F. I. C. A.	43,368.67	FOR NET DEBT COMPUTATION		ASSETS	
Employee Fringe Benefits		REAL PROPERTY VALUATIONS		Cash Dec. 31, 1993	465,623.97
Other Statutory Expenditures		Code Class # of Parcels % VAL'N		Taxes Receivable	75,494.47
CETA And Other Public Employment Programs		ASSESSED VALUATION		Tax Title Liens	7,197.38
MUNICIPAL FUNCTIONS		1 Vacant Land 23 .69		Foreclosed Property	551.00
CAPITAL IMPROVEMENTS	1,089,612.66	2 Residential 627 83.90		Emergencies & Other Deferred Charges	765.00
DEBT SERVICE		3 Farm		State and Federal Aid Receivable	
Principal Payments	25,000.00	4a Commercial 34 12.39		Other Receivables	29,278.16
Interest Payments	52,183.52	4b Industrial		Total	578,909.98
		4c Apartments 5 3.03		LIABILITIES, RESERVES, AND SURPLUS	
		Total 689		Cash Liabilities	147,314.73
DEFERRED CHARGES	3,596.41	Land Area .45 Sq. Miles		Reserves for Receivables	112,521.01
SCHOOL, COUNTY, SPECIAL DISTRICT TAXES	1,957,023.51	Net Valuation Taxable-Municipal		Surplus Dec. 31, 1993	319,074.24
RESERVE FOR UNCOLLECTED TAXES	128,517.81	Net Valuation Taxable-County		Total	578,909.98
EXPENDITURES	3,255,933.91	State Equalized Valuation			
		State Equalization Ratio			

1515

Population 1990 2,299
 Population 1993 2,380
 S & P Rating
 Moody Rating

General Tax Rate Per \$100. 1.23
 State Equalized Tax Rate 1.17

LAVALLETT BOROUGH - OCEAN COUNTY

Form of Government:

Borough Council

Number of Members on Governing Body - 6

PER CAPITA:

Gross Debt 2,236.55
 Net Debt 324.16
 Debt Service 75.40
 Total Tax Levy 3,046.99
 Municipal Expenditures 1,502.73

PER CENT:

Gross Debt .84
 Net Debt .12
 Tax Levy Collected 97.43
 Tax Levy Cancelled, Abated or Adjusted .12

EXPENDITURES		REVENUES-REALIZED		1993 PROPERTY TAX	
GENERAL GOVERNMENT		1993 Property Taxes Collected		STATE EQUALIZED TAX RATE .34	
Governing Body & Public Boards		1993 Payments in Lieu of Taxes	7,070,282.04	Local District School Taxes	2,074,553.00
Municipal Clerk		Delinquent Tax & Lien Collections	162,771.76	Regional & Consolidated School Tax	
Financial Administration	83,700.00	Business Personalty Replacement Taxes	10,779.56	School Taxes in Municipal Budget	
Assessment of Taxes	11,630.00	Taxes From Public Utilities	164,520.00	County Taxes	* 2,795,970.96
Collection of Taxes	26,300.00	Other Miscellaneous Tax Revenues		County Library Taxes	.04 237,214.35
Planning, Housing & Development	26,712.00	State Aid Revenues	124,433.51	Local Municipal Purpose Taxes	.34 2,132,028.40
Human Resources	76,152.34	Federal Aid Revenues		Veteran & Senior Citizen Taxes	41,150.00
Elections	1,500.00			Total Taxes for Rate Computation	1.17 7,280,917.21
General Administration (other)	364,310.00			Special District Taxes	
JUDICIARY				Bank Corp. Taxes	
Municipal Courts	118,435.23			Added and Omitted Taxes	12,078.76
PUBLIC SAFETY				Total Taxes Levied - ABSTRACT	7,251,845.97
Fire Protection	66,284.00			Total Taxes Billed	7,257,123.92
Police Protection	838,979.25			1993 TAXES COLLECTED	7,070,282.04
Civil Defense & Disaster Control	9,066.00			1993 Taxes Cancelled, Abated or Adjusted	8,817.88
Environmental Inspection & Control				Transfer to Tax Title Liens or Foreclosed	
Other Public Safety				Balance Outstanding Dec. 31, 1993	178,024.00
PUBLIC WORKS				PRIOR YEARS TAXES OUTSTANDING	
Streets and Drainage	57,800.00			Balance January 1, 1993	194,274.30
Sewers and Sewage Processing	15,500.00			Collected in 1993	162,771.76
Garbage and Trash Disposal	234,000.00			Cancelled, Abated or Adjusted 1993	833.00
Public Buildings and Grounds	36,000.00			Transfers to Tax Title Liens or Foreclosed	
Other Public Works	446,200.00			Balance December 31, 1993	30,669.54
HEALTH and WELFARE				TAX TITLE LIENS OUTSTANDING	
Health Services Except Environmental	1,160.00			Balance January 1, 1993	
Welfare-Public Assistance	2,770.00			Transfer From Taxes	
Hospital, Clinics, First Aid				Redeemed In 1993	
Animal, Insect, & Rodent Control	3,800.00			Cancelled, Abated or Adjusted (1993)	
Other Welfare Services				Transfer to Foreclosed Property	
RECREATION and CONSERVATION				Balance December 31, 1993	
Beaches and Boardwalks	260,000.00			PROPERTY ACQUIRED BY DEED OR	
Parks, Playgrounds, Shade Trees	7,500.00			FORECLOSURE	
Land Redamation & Conservation	1,337.03			Balance January 1, 1993	
Other Recreational Services	37,600.00			Transfers From Taxes or Liens	
EDUCATION (excluding schools)				Sale For Cash (1993)	
Libraries				Cancelled, Abated or Adjusted (1993)	
Other Educational Services				Balance December 31, 1993	
STATUTORY EXPENDITURES				CURRENT FINANCES DECEMBER 31, 1993	
Pensions & F. I. C. A.	142,458.00			ASSETS	
Employee Fringe Benefits	270,746.00			Cash Dec. 31, 1993	1,313,577.05
Other Statutory Expenditures				Taxes Receivable	208,693.54
CETA And Other Public Employment Programs				Tax Title Liens	
MUNICIPAL FUNCTIONS TOTAL	3,139,939.85			Foreclosed Property	
CAPITAL IMPROVEMENTS	90,000.00			Emergencies & Other Deferred Charges	61,736.89
DEBT SERVICE				State and Federal Aid Receivable	1,172.60
Principal Payments	129,830.98			Other Receivables	9,303.88
Interest Payments	49,821.45			Total	1,594,483.96
DEFERRED CHARGES	37,359.83			LIABILITIES, RESERVES, AND SURPLUS	
SCHOOL, COUNTY, SPECIAL DISTRICT TAXES	5,107,738.81			Cash Liabilities	683,662.42
RESERVE FOR UNCOLLECTED TAXES	219,756.40			Reserves for Receivables	217,997.42
EXPENDITURES TOTAL	8,684,247.32			Surplus Dec. 31, 1993	692,824.12
				Total	1,594,483.96

0421

Population 1990 2,341
 Population 1993 2,886
 S & P Rating
 Moody Rating

General Tax Rate Per \$100.

7.19

State Equalized Tax Rate

2.95

LAWNSIDE BOROUGH - CAMDEN COUNTY

Form of Government:

Borough Council

Number of Members on Governing Body - 6

PER CAPITA:

Gross Debt 664.49
 Net Debt 101.66
 Debt Service 5.12
 Total Tax Levy 1,143.89
 Municipal Expenditures 817.24

PER CENT:

Gross Debt 1.83
 Net Debt .29
 Tax Levy Collected 88.64
 Tax Levy Cancelled, Abated or Adjusted .03

EXPENDITURES		REVENUES-REALIZED		1993 PROPERTY TAX	
GENERAL GOVERNMENT		1993 Property Taxes Collected		STATE EQUALIZED TAX RATE	
Governing Body & Public Boards		1993 Payments in Lieu of Taxes	2,962,650.93	Local District School Taxes 1.58	1,751,991.00
Municipal Clerk		Delinquent Tax & Lien Collections	284,885.81	Regional & Consolidated School Tax	
Financial Administration	50,035.00	Business Personality Replacement Taxes	43,644.00	School Taxes in Municipal Budget	
Assessment of Taxes	9,680.00	Taxes From Public Utilities	384,650.00	County Taxes .79	872,849.51
Collection of Taxes	71,405.00	Other Miscellaneous Tax Revenues		County Library Taxes .03	31,946.21
Planning, Housing & Development	17,900.00	State Aid Revenues	677,734.34	Local Municipal Purpose Taxes .55	606,366.57
Human Resources	36,537.84	Federal Aid Revenues		Veteran & Senior Citizen Taxes	33,200.00
Elections	4,460.00			Total Taxes for Rate Computation 2.95	3,296,353.29
General Administration (other)	426,282.47			Special District Taxes	
JUDICIARY				Bank Corp. Taxes	
Municipal Courts	60,725.00	Sale of Acquired Property	54,800.00	Added and Omitted Taxes	38,118.51
PUBLIC SAFETY		Other Miscellaneous Revenues	214,937.90	Total Taxes Levied - ABSTRACT	3,301,271.80
Fire Protection	40,875.00	Total	4,623,302.98	Total Taxes Billed	3,342,438.71
Police Protection	356,367.00	Prior Years Surplus Appropriated	375,291.83	1993 TAXES COLLECTED	2,962,650.93
Civil Defense & Disaster Control	200.00	REVENUES TOTAL	4,998,594.81	1993 Taxes Cancelled, Abated or Adjusted	2,629.97
Environmental Inspection & Control	22,930.00	Reserve For Uncollected Taxes	378,830.90	Transfer to Tax Title Liens or Foreclosed	54,554.19
Other Public Safety		CAPITAL OUTLAY TOTAL	57,684.40	Balance Outstanding Dec. 31, 1993	322,603.62
PUBLIC WORKS				PRIOR YEARS TAXES OUTSTANDING	
Streets and Drainage	112,500.00	Public Enterprises		Balance January 1, 1993	236,996.94
Sewers and Sewage Processing	12,800.00	Recreation-Culture		Collected in 1993	227,991.94
Garbage and Trash Disposal	165,500.00	Public Works	210.42	Cancelled, Abated or Adjusted 1993	
Public Buildings and Grounds	138,900.00	Buildings and Grounds	57,473.98	Transfers to Tax Title Liens or Foreclosed	9,005.00
Other Public Works	72,800.00	Library and Education		Balance December 31, 1993	
HEALTH and WELFARE		Conservation		TAX TITLE LIENS OUTSTANDING	
Health Services Except Environmental	3,615.00	All Other		Balance January 1, 1993	250,473.03
Welfare-Public Assistance	4,600.00			Transfer From Taxes	63,559.19
Hospital, Clinics, First Aid		CAPITAL DEBT AUTHORIZED, DECEMBER 31, 1993		Redeemed In 1993	56,893.87
Animal, Insect, & Rodent Control	4,400.00	ISSUED AND UNISSUED		Cancelled, Abated or Adjusted (1993)	
Other Welfare Services		SCHOOL GROSS DEBT		Transfer to Foreclosed Property	
RECREATION and CONSERVATION		Self-Liquidating	240,000	Balance December 31, 1993	257,138.35
Beaches and Boardwalks		Other	236,724	PROPERTY ACQUIRED BY DEED OR	
Parks, Playgrounds, Shade Trees	26,500.00	Total	1,917,724	FORECLOSURE	
Land Reclamation & Conservation				Balance January 1, 1993	676,750.00
Other Recreational Services	259,700.00	ISSUED AND OUTSTANDING		Transfers From Taxes or Liens	
EDUCATION (excluding schools)		SCHOOL	601,414.80	Sale For Cash (1993)	45,000.00
Libraries		Self-Liquidating	240,000.00	Cancelled, Abated or Adjusted (1993)	
Other Educational Services		Other	48,800.00	Balance December 31, 1993	631,750.00
STATUTORY EXPENDITURES		Total	890,214.80	CURRENT FINANCES DECEMBER 31, 1993	
Pensions & F. I. C. A.	65,000.00	EQUALIZED VALUATION BASIS		ASSETS	
Employee Fringe Benefits		FOR NET DEBT COMPUTATION	104,546,661	Cash Dec. 31, 1993	1,311,486.32
Other Statutory Expenditures	750.00	REAL PROPERTY VALUATIONS		Taxes Receivable	322,603.62
CETA And Other Public Employment Programs		Code Class # of Parcels % VAL'N		Tax Title Liens	257,138.35
MUNICIPAL FUNCTIONS TOTAL	1,964,462.31	1 Vacant Land 365 2.76	1,248,975.00	Foreclosed Property	631,750.00
CAPITAL IMPROVEMENTS *MEMO*	1,000.00	2 Residential 919 58.21	26,358,050.00	Emergencies & Other Deferred Charges	1,597.47
DEBT SERVICE		3 Farm		State and Federal Aid Receivable	109,614.83
Principal Payments	10,000.00	4a Commercial 48 22.43	10,158,033.00	Other Receivables	238,794.66
Interest Payments	4,785.00	4b Industrial 2 13.56	6,138,900.00	Total	2,872,985.25
		4c Apartments 6 3.04	1,375,800.00	LIABILITIES, RESERVES, AND SURPLUS	
		Total 1340	45,279,758.00	Cash Liabilities	876,743.88
DEFERRED CHARGES	475.00	Land Area 1.43 Sq. Miles		Reserves for Receivables	1,450,286.63
SCHOOL, COUNTY, SPECIAL DISTRICT TAXES	2,656,786.72	Net Valuation Taxable-Municipal	45,410,330	Surplus Dec. 31, 1993	545,954.74
RESERVE FOR UNCOLLECTED TAXES	378,830.90	Net Valuation Taxable-County	110,115,888	Total	2,872,985.25
EXPENDITURES TOTAL	5,015,339.93	State Equalized Valuation	110,380,774		
		State Equalization Ratio	41.07		

0608

Population 1990 2,433
 Population 1993 2,547
 S & P Rating
 Moody Rating

General Tax Rate Per \$100. 2.50
 State Equalized Tax Rate 2.57

LAWRENCE TOWNSHIP - CUMBERLAND CO.

Form of Government:
 Township Committee

Number of Members on Governing Body - 3

PER CAPITA:

Gross Debt
 Net Debt
 Debt Service 2.51
 Total Tax Levy 888.98
 Municipal Expenditures 657.70

PER CENT:

Gross Debt
 Net Debt
 Tax Levy Collected 84.76
 Tax Levy Cancelled, Abated or Adjusted .54

EXPENDITURES		REVENUES-REALIZED		1993 PROPERTY TAX	
GENERAL GOVERNMENT				STATE EQUALIZED TAX RATE 1.02	
Governing Body & Public Boards		1993 Property Taxes Collected 1,924,964.26		Local District School Taxes	892,495.50
Municipal Clerk		1993 Payments in Lieu of Taxes		Regional & Consolidated School Tax	
Financial Administration	30,698.77	Delinquent Tax & Lien Collections 331,803.63		School Taxes in Municipal Budget	
Assessment of Taxes	24,145.85	Business Personalty Replacement Taxes 29,219.28		County Taxes 1.03 *	895,896.71
Collection of Taxes	52,941.01	Taxes From Public Utilities 158,025.00		County Library Taxes	
Planning, Housing & Development	10,758.90	Other Miscellaneous Tax Revenues		Local Municipal Purpose Taxes .52	449,918.00
Human Resources	17,736.25	State Aid Revenues 231,217.93		Veteran & Senior Citizen Taxes	37,400.00
Elections	2,018.02	Federal Aid Revenues 6,899.00		Total Taxes for Rate Computation 2.57	2,275,710.21
General Administration (other)	236,508.26	Sale of Acquired Property		Special District Taxes	
JUDICIARY		Other Miscellaneous Revenues		Bank Corp. Taxes	
Municipal Courts	21,969.36	Total 2,819,666.00		Added and Omitted Taxes	25,916.44
PUBLIC SAFETY		Prior Years Surplus Appropriated 554,760.00		Total Taxes Levied - ABSTRACT	2,264,226.65
Fire Protection	29,007.16	REVENUES TOTAL 3,374,426.00		Total Taxes Billed	2,271,133.77
Police Protection	16,731.97	Reserve For Uncollected Taxes 460,000.00		1993 TAXES COLLECTED	1,924,964.26
Civil Defense & Disaster Control	14,645.30	CAPITAL OUTLAY TOTAL 39,111.00		1993 Taxes Cancelled, Abated or Adjusted	12,242.55
Environmental Inspection & Control	13,516.51	Public Enterprises		Transfer to Tax Title Liens or Foreclosed	79,849.38
Other Public Safety		Recreation-Culture		Balance Outstanding Dec. 31, 1993	254,077.58
PUBLIC WORKS		Public Works		PRIOR YEARS TAXES OUTSTANDING	
Streets and Drainage	371,646.80	Buildings and Grounds		Balance January 1, 1993	240,449.25
Sewers and Sewage Processing		Library and Education		Collected in 1993	233,565.70
Garbage and Trash Disposal	59,661.52	Conservation		Cancelled, Abated or Adjusted 1993	990.90
Public Buildings and Grounds	90,498.38	All Other		Transfers to Tax Title Liens or Foreclosed	5,892.65
Other Public Works		CAPITAL DEBT AUTHORIZED, DECEMBER 31, 1993		Balance December 31, 1993	
HEALTH and WELFARE		ISSUED AND UNISSUED GROSS DEBT NET DEBT		TAX TITLE LIENS OUTSTANDING	
Health Services Except Environmental	618.00	School		Balance January 1, 1993	789,071.34
Welfare-Public Assistance	3,952.97	Self-Liquidating		Transfer From Taxes	67,497.63
Hospital, Clinics, First Aid		Other		Redeemed in 1993	98,237.93
Animal, Insect, & Rodent Control	8,780.15	Total		Cancelled, Abated or Adjusted (1993)	4,527.90
Other Welfare Services		ISSUED AND OUTSTANDING		Transfer to Foreclosed Property	247,706.20
RECREATION and CONSERVATION		School		Balance December 31, 1993	506,096.94
Beaches and Boardwalks		Self-Liquidating		PROPERTY ACQUIRED BY DEED OR FORECLOSURE	
Parks, Playgrounds, Shade Trees		Other		Balance January 1, 1993	867,000.00
Land Reclamation & Conservation		Total		Transfers From Taxes or Liens	267,720.58
Other Recreational Services		EQUALIZED VALUATION BASIS FOR NET DEBT COMPUTATION 83,736,830		Sale For Cash (1993)	128,848.43
EDUCATION (excluding schools)		REAL PROPERTY VALUATIONS		Cancelled, Abated or Adjusted (1993)	
Libraries	6,000.00	Code Class # of Parcels % VAL'N ASSESSED VALUATION		Balance December 31, 1993	1,005,872.15
Other Educational Services		1 Vacant Land 3593 16.38 14,428,800.00		CURRENT FINANCES DECEMBER 31, 1993	
STATUTORY EXPENDITURES		2 Residential 826 64.35 56,692,100.00		ASSETS	
Pensions & F. I. C. A.	19,709.21	3 Farm 278 9.04 7,961,300.00		Cosh Dec. 31, 1993	838,032.93
Employee Fringe Benefits		4a Commercial 31 2.88 2,541,100.00		Taxes Receivable	254,077.58
Other Statutory Expenditures		4b Industrial 4 7.26 6,400,000.00		Tax Title Liens	506,096.94
CETA And Other Public Employment Programs		4c Apartments 1 .09 30,000.00		Foreclosed Property	1,005,872.15
MUNICIPAL FUNCTIONS TOTAL 1,031,544.39		Total 4733 98,103,300.00		Emergencies & Other Deferred Charges	29,082.12
CAPITAL IMPROVEMENTS *MEMO* 140,000.00		Land Area 37.35 Sq. Miles		State and Federal Aid Receivable	92,944.44
DEBT SERVICE		Net Valuation Taxable-Municipal 89,737,393		Other Receivables	70,598.06
Principal Payments 6,380.74		Net Valuation Taxable-County 89,556,970		Total	2,796,704.22
Interest Payments		State Equalized Valuation 87,304,857		LIABILITIES, RESERVES, AND SURPLUS	
DEFERRED CHARGES 177,225.87		State Equalization Ratio 102.84		Cosh Liabilities	491,084.47
SCHOOL, COUNTY, SPECIAL DISTRICT TAXES 1,798,392.21				Reserves for Receivables	1,836,644.73
RESERVE FOR UNCOLLECTED TAXES 460,000.00				Surplus Dec. 31, 1993	463,975.02
EXPENDITURES TOTAL 3,463,543.21				Total	2,796,704.22

Population 1990 **25,787**
 Population 1993 **26,717**
 S & P Rating
 Moody Rating **AAA**

General Tax Rate Per \$100. **8.93**
 State Equalized Tax Rate **2.35**

LAWRENCE TWP. - MERCER CO.
 Form of Government:
Council-Manager Plan E (OMCL 50)
 Number of Members on Governing Body - 5

PER CAPITA:
 Gross Debt **1,380.25**
 Net Debt **1,174.31**
 Debt Service **131.87**
 Total Tax Levy **1,894.14**
 Municipal Expenditures **923.37**

PER CENT:
 Gross Debt **1.65**
 Net Debt **1.41**
 Tax Levy Collected **94.74**
 Tax Levy Cancelled, Abated or Adjusted **1.05**

EXPENDITURES		REVENUES-REALIZED		1993 PROPERTY TAX	
GENERAL GOVERNMENT				STATE EQUALIZED TAX RATE	
Governing Body & Public Boords	51,262.00	1993 Property Taxes Collected	47,977,991.14	Local District School Taxes	1.22 25,652,614.00
Municipal Clerk	112,879.39	1993 Payments in Lieu of Taxes	218,795.00	Regional & Consolidated School Tax	
Financial Administration	330,439.05	Delinquent Tax & Lien Collections	1,850,743.99	School Taxes in Municipal Budget	
Assessment of Taxes	161,881.48	Business Personalty Replacement Taxes	596,206.04	County Taxes	* 11,685,249.24
Collection of Taxes	103,135.40	Taxes From Public Utilities	3,225,003.54	County Library Taxes	.05 1,075,597.13
Planning, Hausing & Development	275,931.90	Other Miscellaneous Tax Revenues		Local Municipal Purpose Taxes	.52 11,045,802.80
Human Resources	150,482.00	State Aid Revenues	1,470,723.44	Veteran & Senior Citizen Taxes	167,500.00
Elections	11,500.00	Federal Aid Revenues	2,000.00	Total Taxes for Rate Computation	2.34 49,626,763.17
General Administration (other)	2,557,266.00			Special District Taxes	
JUDICIARY		Sale of Acquired Property		Bank Corp. Taxes	
Municipal Courts	255,623.19	Other Miscellaneous Revenues	6,354,318.43	Added and Omitted Taxes	1,146,563.09
PUBLIC SAFETY		Total	61,695,779.58	Total Taxes Levied - ABSTRACT	50,605,826.26
Fire Protection	677,925.56	Prior Years Surplus Appropriated	1,200,000.00	Total Taxes Billed	50,644,396.14
Police Protection	3,511,883.23	REVENUES TOTAL	62,895,779.58	1993 TAXES COLLECTED	47,977,991.14
Civil Defense & Disaster Control	16,000.00	Reserve For Uncollected Taxes	3,594,883.97	1993 Taxes Cancelled, Abated or Adjusted	529,358.77
Environmental Inspection & Control	769,743.04	CAPITAL OUTLAY TOTAL	2,824,113.80	Transfer to Tax Title Liens or Foreclosed	20,346.96
Other Public Safety				Balance Outstanding Dec. 31, 1993	2,116,699.27
PUBLIC WORKS				PRIOR YEARS TAXES OUTSTANDING	
Streets and Drainage	835,064.05	Public Enterprises		Balance January 1, 1993	2,358,096.51
Sewers and Sewage Processing	3,227,924.32	Recreation-Culture	205,803.10	Collected in 1993	1,850,743.99
Garbage and Trash Disposal	1,819,793.00	Public Works	1,795,824.45	Cancelled, Abated or Adjusted 1993	4,245.19
Public Buildings and Grounds	155,185.55	Buildings and Grounds	822,486.25	Transfers to Tax Title Liens or Foreclosed	
Other Public Works	930,365.46	Library and Education		Balance December 31, 1993	503,107.33
HEALTH and WELFARE		Conservation		TAX TITLE LIENS OUTSTANDING	
Health Services Except Environmental	200,013.56	All Other		Balance January 1, 1993	116,716.05
Welfare-Public Assistance	22,087.91	CAPITAL DEBT AUTHORIZED, DECEMBER 31, 1993		Transfer From Taxes	20,346.96
Hospital, Clinics, First Aid		ISSUED AND UNISSUED		Redeemed In 1993	
Animal, Insect, & Radent Control	33,095.86	School	5,502,000	Cancelled, Abated or Adjusted (1993)	
Other Welfare Services		Self-Liquidating		Transfer to Foreclosed Property	
RECREATION and CONSERVATION		Other	31,374,148	Balance December 31, 1993	137,063.01
Beaches and Boardwalks		Total	36,876,148	PROPERTY ACQUIRED BY DEED OR FORECLOSURE	
Parks, Playgrounds, Shade Trees	206,191.06	ISSUED AND OUTSTANDING		Balance January 1, 1993	12,110.00
Land Reclamation & Conservation	21,440.61	School	5,502,000.00	Transfers From Taxes or Liens	
Other Recreational Services	325,534.60	Self-Liquidating		Sale For Cash (1993)	
EDUCATION (excluding schools)		Other	29,205,723.50	Cancelled, Abated or Adjusted (1993)	
Libraries		Total	34,707,723.50	Balance December 31, 1993	12,110.00
Other Educational Services	9,050.00	EQUALIZED VALUATION BASIS		CURRENT FINANCES DECEMBER 31, 1993	
STATUTORY EXPENDITURES		FOR NET DEBT COMPUTATION	2,232,967,873	ASSETS	
Pensions & F. I. C. A.	508,596.12	REAL PROPERTY VALUATIONS		Cash Dec. 31, 1993	5,772,236.93
Employee Fringe Benefits		Code Class # of Parcels % VALN		Taxes Receivable	2,619,806.60
Other Statutory Expenditures		1 Vacant Land 969 2.17	11,950,600.00	Tax Title Liens	137,063.01
CETA And Other Public Employment Programs		2 Residential 8319 55.47	306,048,050.00	Foreclosed Property	12,110.00
MUNICIPAL FUNCTIONS		3 Farm 166 .75	4,173,400.00	Emergencies & Other Deferred Charges	424,800.00
CAPITAL IMPROVEMENTS	* MEMO *	4a Commercial 331 36.26	230,055,614.00	State and Federal Aid Receivable	
DEBT SERVICE		4b Industrial 39 3.37	18,584,800.00	Other Receivables	541,543.89
Principal Payments	1,624,394.54	4c Apartments 13 1.97	10,884,000.00	Total	9,507,560.43
Interest Payments	1,893,895.03	Total 9837	551,696,464.00	LIABILITIES, RESERVES, AND SURPLUS	
DEFERRED CHARGES		Land Area 21.87 Sq. Miles		Cash Liabilities	2,652,365.87
SCHOOL, COUNTY, SPECIAL DISTRICT TAXES		Net Valuation Taxable-Municipal	554,287,044	Reserves for Receivables	3,310,523.50
RESERVE FOR UNCOLLECTED TAXES		Net Valuation Taxable-County	2,276,154,348	Surplus Dec. 31, 1993	3,544,671.06
EXPENDITURES	TOTAL	State Equalized Valuation	2,100,295,766	Total	9,507,560.43
		State Equalization Ratio	26.30		

*Includes County Health Services Taxes, County Vocational School Taxes or County Open Space Tax. See Table 13.

Population 1990 1,036
 Population 1993 1,137
 S & P Rating
 Moody Rating

General Tax Rate Per \$100. 1.86
 State Equalized Tax Rate 1.62

LEBANON BOROUGH - HUNTERDON CO.

Form of Government:
 Borough Council

Number of Members on Governing Body - 6

PER CAPITA:

Gross Debt 3,131.65
 Net Debt 764.56
 Debt Service
 Total Tax Levy 1,860.12
 Municipal Expenditures 718.17

PER CENT:

Gross Debt 2.94
 Net Debt .72
 Tax Levy Collected 94.41
 Tax Levy Cancelled, Abated or Adjusted .98

EXPENDITURES		REVENUES-REALIZED		1993 PROPERTY TAX	
GENERAL GOVERNMENT				STATE EQUALIZED TAX RATE	
Governing Body & Public Boards		1993 Property Taxes Collected	2,005,596.78	Local District School Taxes	1.08
Municipal Clerk		1993 Payments in Lieu of Taxes		Regional & Consolidated School Tax	.20
Financial Administration	16,352.70	Delinquent Tax & Lien Collections	104,318.69	School Taxes in Municipal Budget	
Assessment of Taxes	9,921.00	Business Personalty Replacement Taxes	11,312.72	County Taxes	.27
Collection of Taxes	11,267.00	Taxes From Public Utilities	79,393.00	County Library Taxes	.02
Planning, Housing & Development	7,020.00	Other Miscellaneous Tax Revenues		Local Municipal Purpose Taxes	.04
Human Resources	26,641.00	State Aid Revenues	34,641.00	Veteran & Senior Citizen Taxes	
Elections		Federal Aid Revenues		Total Taxes for Rate Computation	1.61
General Administration (other)	126,319.00			Special District Taxes	
JUDICIARY		Sale of Acquired Property		Bank Corp. Taxes	
Municipal Courts	31,100.00	Other Miscellaneous Revenues	153,714.92	Added and Omitted Taxes	
PUBLIC SAFETY		Total	2,388,977.11	Total Taxes Levied - ABSTRACT	2,114,957.57
Fire Protection	26,026.00	Prior Years Surplus Appropriated	450,000.00	Total Taxes Billed	2,124,338.95
Police Protection	116,606.00	REVENUES TOTAL	2,838,977.11	1993 TAXES COLLECTED	2,005,596.78
Civil Defense & Disaster Control	1,500.00	Reserve For Uncollected Taxes	158,111.05	1993 Taxes Cancelled, Abated or Adjusted	20,735.28
Environmental Inspection & Control		CAPITAL OUTLAY TOTAL	359,731.64	Transfer to Tax Title Liens or Foreclosed	1,958.58
Other Public Safety				Balance Outstanding Dec. 31, 1993	96,048.31
PUBLIC WORKS				PRIOR YEARS TAXES OUTSTANDING	
Streets and Drainage	39,000.00	Public Enterprises		Balance January 1, 1993	93,616.78
Sewers and Sewage Processing	560.00	Recreation-Culture	961.20	Collected in 1993	89,933.60
Garbage and Trash Disposal	95,329.64	Public Works	59,268.83	Cancelled, Abated or Adjusted 1993	
Public Buildings and Grounds	10,000.00	Buildings and Grounds	299,501.61	Transfers to Tax Title Liens or Foreclosed	
Other Public Works	14,000.00	Library and Education		Balance December 31, 1993	3,683.18
HEALTH and WELFARE		Conservation		TAX TITLE LIENS OUTSTANDING	
Health Services Except Environmental	2,150.00	All Other		Balance January 1, 1993	47,180.67
Welfare-Public Assistance	400.00			Transfer From Taxes	1,958.58
Hospital, Clinics, First Aid				Redeemed In 1993	14,385.09
Animal, Insect, & Rodent Control				Cancelled, Abated or Adjusted (1993)	
Other Welfare Services				Transfer to Foreclosed Property	26,607.27
RECREATION and CONSERVATION				Balance December 31, 1993	8,146.89
Beaches and Boardwalks				PROPERTY ACQUIRED BY DEED OR	
Parks, Playgrounds, Shade Trees				FORECLOSURE	
Land Reclamation & Conservation	2,500.00			Balance January 1, 1993	78,697.73
Other Recreational Services	15,000.00			Transfers From Taxes or Liens	26,602.27
EDUCATION (excluding schools)				Sale For Cash (1993)	
Libraries				Cancelled, Abated or Adjusted (1993)	
Other Educational Services				Balance December 31, 1993	105,300.00
STATUTORY EXPENDITURES				CURRENT FINANCES DECEMBER 31, 1993	
Pensions & F. I. C. A.	30,700.00			ASSETS	
Employee Fringe Benefits	23,920.36			Cash Dec. 31, 1993	1,147,481.71
Other Statutory Expenditures	1,000.00			Taxes Receivable	99,731.49
CETA And Other Public Employment Programs				Tax Title Liens	8,146.89
MUNICIPAL FUNCTIONS TOTAL	607,312.70			Foreclosed Property	105,300.00
CAPITAL IMPROVEMENTS *MEMO*	25,000.00			Emergencies & Other Deferred Charges	7,260.00
DEBT SERVICE				State and Federal Aid Receivable	
Principal Payments				Other Receivables	38,782.43
Interest Payments				Total	1,406,702.52
DEFERRED CHARGES	51,130.00			LIABILITIES, RESERVES, AND SURPLUS	
SCHOOL, COUNTY, SPECIAL DISTRICT TAXES	2,063,385.64			Cash Liabilities	271,314.66
RESERVE FOR UNCOLLECTED TAXES	158,111.05			Reserves for Receivables	251,960.81
EXPENDITURES TOTAL	2,879,939.39			Surplus Dec. 31, 1993	883,427.05
				Total	1,406,702.52

Population 1990 5,679
 Population 1993 5,842
 S & P Rating
 Moody Rating

General Tax Rate Per \$100. 1.59
 State Equalized Tax Rate 1.52

LEBANON TOWNSHIP - HUNTERDON CO.

Form of Government:
 Township Committee

Number of Members on Governing Body - 3

PER CAPITA.

Gross Debt 139.53
 Net Debt 30.87
 Debt Service
 Total Tax Levy 1,179.83
 Municipal Expenditures 822.91

PER CENT

Gross Debt .19
 Net Debt .04
 Tax Levy Collected 94.65
 Tax Levy Cancelled, Abated or Adjusted .06

EXPENDITURES		REVENUES-REALIZED		1993 PROPERTY TAX	
GENERAL GOVERNMENT				STATE EQUALIZED TAX RATE	
Governing Body & Public Boards		1993 Property Taxes Collected	6,539,024.72	Local District School Taxes	.65 2,896,843.00
Municipal Clerk		1993 Payments in Lieu of Taxes		Regional & Consolidated School Tax	.44 1,966,998.90
Financial Administration	38,500.00	Delinquent Tax & Lien Collections	362,225.36	School Taxes in Municipal Budget	
Assessment of Taxes	38,000.00	Business Personalty Replacement Taxes	48,262.84	County Taxes	.29 1,290,290.12
Collection of Taxes	42,000.00	Taxes From Public Utilities	2,521,284.00	County Library Taxes	.03 112,343.43
Planning, Housing & Development	68,420.00	Other Miscellaneous Tax Revenues		Local Municipal Purpose Taxes	.11 468,000.00
Human Resources	12,704.00	State Aid Revenues	144,671.00	Veteran & Senior Citizen Taxes	
Elections	2,000.00	Federal Aid Revenues		Total Taxes for Rate Computation	1.52 6,771,275.45
General Administration (other)	327,800.00			Special District Taxes	
JUDICIARY		Sale of Acquired Property		Bank Corp. Taxes	
Municipal Courts	24,500.00	Other Miscellaneous Revenues	287,501.08	Added and Omitted Taxes	158,103.55
PUBLIC SAFETY		Total	9,902,969.00	Total Taxes Levied - ABSTRACT	6,892,579.00
Fire Protection	49,071.30	Prior Years Surplus Appropriated	1,770,000.00	Total Taxes Billed	6,908,860.95
Police Protection	512,500.00	REVENUES TOTAL	11,672,969.00	1993 TAXES COLLECTED	6,539,024.72
Civil Defense & Disaster Control	1,500.00	Reserve For Uncollected Taxes	591,490.34	1993 Taxes Cancelled, Abated or Adjusted	4,099.02
Environmental Inspection & Control	44,700.00	CAPITAL OUTLAY TOTAL	373,206.45	Transfer to Tax Title Liens or Foreclosed	23,735.94
Other Public Safety				Balance Outstanding Dec. 31, 1993	342,001.27
PUBLIC WORKS		Public Enterprises		PRIOR YEARS TAXES OUTSTANDING	
Streets and Drainage	675,500.00	Recreation-Culture	5,000.00	Balance January 1, 1993	362,660.00
Sewers and Sewage Processing	10,000.00	Public Works	297,458.60	Collected in 1993	314,554.39
Garbage and Trash Disposal	48,000.00	Buildings and Grounds	70,747.85	Cancelled, Abated or Adjusted 1993	
Public Buildings and Grounds		Library and Education		Transfers to Tax Title Liens or Foreclosed	
Other Public Works		Conservation		Balance December 31, 1993	48,105.61
HEALTH and WELFARE		All Other		TAX TITLE LIENS OUTSTANDING	
Health Services Except Environmental	6,200.00			Balance January 1, 1993	221,941.78
Welfare-Public Assistance	6,200.00	CAPITAL DEBT AUTHORIZED, DECEMBER 31, 1993		Transfer From Taxes	23,735.94
Hospital, Clinics, First Aid		ISSUED AND UNISSUED		Redeemed In 1993	47,670.97
Animal, Insect, & Rodent Control	5,000.00	School	628,718	Cancelled, Abated or Adjusted (1993)	
Other Welfare Services		Self-Liquidating		Transfer to Foreclosed Property	
RECREATION and CONSERVATION		Other	186,400	Balance December 31, 1993	198,006.75
Beaches and Boardwalks		Total	815,118	PROPERTY ACQUIRED BY DEED OR FORECLOSURE	
Parks, Playgrounds, Shade Trees				Balance January 1, 1993	15,000.00
Land Reclamation & Conservation	500.00	ISSUED AND OUTSTANDING		Transfers From Taxes or Liens	
Other Recreational Services	29,000.00	School	628,718.37	Sale For Cash (1993)	
EDUCATION (excluding schools)		Self-Liquidating		Cancelled, Abated or Adjusted (1993)	
Libraries	37,500.00	Other	79,400.00	Balance December 31, 1993	15,000.00
Other Educational Services	1,960,044.00	Total	708,118.37	CURRENT FINANCES DECEMBER 31, 1993	
STATUTORY EXPENDITURES		EQUALIZED VALUATION BASIS FOR NET DEBT COMPUTATION	440,586,026	ASSETS	
Pensions & F. I. C. A.	140,700.00	REAL PROPERTY VALUATIONS		Cash Dec. 31, 1993	3,725,699.61
Employee Fringe Benefits	135,600.00	Code Class # of Parcels % VAL'N		Taxes Receivable	390,106.88
Other Statutory Expenditures		1 Vacant Land 505 6.78	28,702,054.00	Tax Title Liens	198,006.75
CETA And Other Public Employment Programs		2 Residential 1702 75.60	319,880,900.00	Foreclosed Property	15,000.00
MUNICIPAL FUNCTIONS TOTAL	4,215,939.30	3 Farm 523 9.40	39,774,922.00	Emergencies & Other Deferred Charges	
CAPITAL IMPROVEMENTS *MEMO*	135,000.00	4a Commercial 74 7.18	30,373,000.00	State and Federal Aid Receivable	109,626.69
DEBT SERVICE		4b Industrial 5 .58	2,440,400.00	Other Receivables	1,185.72
Principal Payments		4c Apartments 5 .47	1,978,200.00	Total	4,439,625.65
Interest Payments		Total 2815	423,149,476.00	LIABILITIES, RESERVES, AND SURPLUS	
DEFERRED CHARGES	4.36	Land Area 31.35 Sq. Miles		Cash Liabilities	2,135,409.95
SCHOOL, COUNTY, SPECIAL DISTRICT TAXES	6,266,475.45	Net Valuation Taxable-Municipal	424,575,932	Reserves for Receivables	707,182.35
RESERVE FOR UNCOLLECTED TAXES	591,490.34	Net Valuation Taxable-County	428,498,015	Surplus Dec. 31, 1993	1,597,033.35
EXPENDITURES TOTAL	11,073,909.45	State Equalized Valuation	443,311,874	Total	4,439,625.65
		State Equalization Ratio	95.76		

0229

Population 1990 8,365
 Population 1993 8,572
 S & P Rating
 Moody Rating A

General Tax Rate Per \$100. 2.63
 State Equalized Tax Rate 2.21

LEONIA BOROUGH - BERGEN COUNTY

Form of Government:
 Borough Council

Number of Members on Governing Body - 6

PER CAPITA:

Gross Debt 484.89
 Net Debt 429.48
 Debt Service 18.03
 Total Tax Levy 1,717.94
 Municipal Expenditures 865.13

PER CENT:

Gross Debt .58
 Net Debt .31
 Tax Levy Collected 97.35
 Tax Levy Cancelled, Abated or Adjusted .08

EXPENDITURES		REVENUES-REALIZED		1993 PROPERTY TAX	
GENERAL GOVERNMENT		1993 Property Taxes Collected		STATE EQUALIZED TAX RATE 1.20	
Governing Body & Public Boards		1993 Payments in Lieu of Taxes		Local District School Taxes	
Municipal Clerk		Delinquent Tax & Lien Collections		Regional & Consolidated School Tax	
Financial Administration		Business Personalty Replacement Taxes		School Taxes in Municipal Budget	
Assessment of Taxes		Taxes From Public Utilities		County Taxes	
Collection of Taxes		Other Miscellaneous Tax Revenues		County Library Taxes	
Planning, Housing & Development		State Aid Revenues		Local Municipal Purpose Taxes	
Human Resources		Federal Aid Revenues		Veteran & Senior Citizen Taxes	
Elections		Sale of Acquired Property		Total Taxes for Rate Computation	
General Administration (other)		Other Miscellaneous Revenues		Special District Taxes	
JUDICIARY		Prior Years Surplus Appropriated		Bank Corp. Taxes	
Municipal Courts		REVENUES		Added and Omitted Taxes	
PUBLIC SAFETY		Reserve For Uncollected Taxes		Total Taxes Levied - ABSTRACT	
Fire Protection		CAPITAL OUTLAY		Total Taxes Billed	
Police Protection		TOTAL		1993 TAXES COLLECTED	
Civil Defense & Disaster Control		Public Enterprises		1993 Taxes Cancelled, Abated or Adjusted	
Environmental Inspection & Control		Recreation-Culture		Transfer to Tax Title Liens or Foreclosed	
Other Public Safety		Public Works		Balance Outstanding Dec. 31, 1993	
PUBLIC WORKS		Buildings and Grounds		PRIOR YEARS TAXES OUTSTANDING	
Streets and Drainage		Library and Education		Balance January 1, 1993	
Sewers and Sewage Processing		Conservation		Collected in 1993	
Garbage and Trash Disposal		All Other		Cancelled, Abated or Adjusted 1993	
Public Buildings and Grounds		CAPITAL DEBT AUTHORIZED, DECEMBER 31, 1993		Transfers to Tax Title Liens or Foreclosed	
Other Public Works		ISSUED AND UNISSUED		Balance December 31, 1993	
HEALTH and WELFARE		GROSS DEBT		TAX TITLE LIENS OUTSTANDING	
Health Services Except Environmental		NET DEBT		Balance January 1, 1993	
Welfare-Public Assistance		SCHOOL		Transfer From Taxes	
Hospital, Clinics, First Aid		Self-Liquidating		Redeemed In 1993	
Animal, Insect, & Rodent Control		Other		Cancelled, Abated or Adjusted (1993)	
Other Welfare Services		Total		Transfer to Foreclosed Property	
RECREATION and CONSERVATION		ISSUED AND OUTSTANDING		Balance December 31, 1993	
Beaches and Boardwalks		SCHOOL		PROPERTY ACQUIRED BY DEED OR	
Parks, Playgrounds, Shade Trees		Self-Liquidating		FORECLOSURE	
Land Reclamation & Conservation		Other		Balance January 1, 1993	
Other Recreational Services		Total		Transfers From Taxes or Liens	
EDUCATION (excluding schools)		EQUALIZED VALUATION BASIS		Sale For Cash (1993)	
Libraries		FOR NET DEBT COMPUTATION		Cancelled, Abated or Adjusted (1993)	
Other Educational Services		REAL PROPERTY VALUATIONS		Balance December 31, 1993	
STATUTORY EXPENDITURES		Code Class # of Parcels % VAL'N		CURRENT FINANCES DECEMBER 31, 1993	
Pensions & F.I. C. A.		ASSESSED VALUATION		ASSETS	
Employee Fringe Benefits		1 Vacant Land 54 .74		Cash Dec. 31, 1993	
Other Statutory Expenditures		2 Residential 2426 85.01		Taxes Receivable	
CETA And Other Public Employment Programs		3 Farm		Tax Title Liens	
MUNICIPAL FUNCTIONS		4a Commercial 61 6.39		Foreclosed Property	
CAPITAL IMPROVEMENTS		4b Industrial 5 2.83		Emergencies & Other Deferred Charges	
DEBT SERVICE		4c Apartments 30 5.03		State and Federal Aid Receivable	
Principal Payments		Total 2576		Other Receivables	
Interest Payments		Land Area 1.50 Sq. Miles		Total	
DEFERRED CHARGES		Net Valuation Taxable-Municipal		LIABILITIES, RESERVES, AND SURPLUS	
SCHOOL, COUNTY, SPECIAL DISTRICT TAXES		Net Valuation Taxable-County		Cash Liabilities	
RESERVE FOR UNCOLLECTED TAXES		State Equalized Valuation		Reserves for Receivables	
EXPENDITURES		State Equalization Ratio		Surplus Dec. 31, 1993	
TOTAL		TOTAL		Total	

2114

Population 1990 2,493
 Population 1993 2,599
 S & P Rating
 Moody Rating

General Tax Rate Per \$100. 2.25
 State Equalized Tax Rate 2.15

LIBERTY TOWNSHIP - WARREN COUNTY

Form of Government:

Township Committee

Number of Members on Governing Body - 3

PER CAPITA:

Gross Debt 707.54
 Net Debt 269.90
 Debt Service 17.91
 Total Tax Levy 1,173.43
 Municipal Expenditures 431.18

PER CENT:

Gross Debt 1.27
 Net Debt .48
 Tax Levy Collected 83.00
 Tax Levy Cancelled, Abated or Adjusted

EXPENDITURES	REVENUES-REALIZED	1993 PROPERTY TAX
GENERAL GOVERNMENT		STATE EQUALIZED TAX RATE
Governing Body & Public Boards		Local District School Taxes 1.29 1,818,255.00
Municipal Clerk		Regional & Consolidated School Tax
Financial Administration 35,440.00	1993 Property Taxes Collected 2,702,595.66	School Taxes in Municipal Budget
Assessment of Taxes 32,843.00	1993 Payments in Lieu of Taxes	County Taxes .65 924,538.51
Collection of Taxes 31,303.00	Delinquent Tax & Lien Collections 286,979.37	County Library Taxes .06 79,666.30
Planning, Housing & Development 41,704.09	Business Personality Replacement Taxes 12,446.12	Local Municipal Purpose Taxes .16 229,969.00
Human Resources 5,155.00	Taxes From Public Utilities 127,817.00	Veteran & Senior Citizen Taxes 21,150.00
Elections	Other Miscellaneous Tax Revenues	Total Taxes for Rate Computation 2.15 3,073,578.31
General Administration (other) 170,741.50	State Aid Revenues 142,957.05	Special District Taxes
JUDICIARY	Federal Aid Revenues	Bank Corp. Taxes
Municipal Courts 13,000.00	Sale of Acquired Property	Added and Omitted Taxes
PUBLIC SAFETY	Other Miscellaneous Revenues 156,754.19	Total Taxes Levied - ABSTRACT 3,062,746.88
Fire Protection 45,438.00	Total 3,429,549.39	Total Taxes Billed 3,071,271.54
Police Protection 10,700.00	Prior Years Surplus Appropriated 364,270.00	1993 TAXES COLLECTED 2,702,595.66
Civil Defense & Disaster Control 4,900.00	REVENUES TOTAL 3,793,819.39	1993 Taxes Cancelled, Abated or Adjusted
Environmental Inspection & Control 25,115.00	Reserve For Uncollected Taxes 322,563.00	Transfer to Tax Title Liens or Foreclosed
Other Public Safety	CAPITAL OUTLAY TOTAL 396,059.59	Balance Outstanding Dec. 31, 1993 368,675.88
PUBLIC WORKS	Public Enterprises	PRIOR YEARS TAXES OUTSTANDING
Streets and Drainage 172,600.00	Recreation-Culture 2,975.80	Balance January 1, 1993 244,647.97
Sewers and Sewage Processing 4,730.00	Public Works 339,019.80	Collected in 1993 244,589.17
Garbage and Trash Disposal 22,750.00	Buildings and Grounds 54,063.99	Cancelled, Abated or Adjusted 1993
Public Buildings and Grounds 19,500.00	Library and Education	Transfers to Tax Title Liens or Foreclosed
Other Public Works	Conservation	Balance December 31, 1993 58.80
HEALTH and WELFARE	All Other	TAX TITLE LIENS OUTSTANDING
Health Services Except Environmental 550.00		Balance January 1, 1993 61,580.33
Welfare-Public Assistance 1,201.00	CAPITAL DEBT AUTHORIZED, DECEMBER 31, 1993	Transfer From Taxes
Hospital, Clinics, First Aid 2,835.00	ISSUED AND UNISSUED GROSS DEBT NET DEBT	Redeemed In 1993 42,390.20
Animal, Insect, & Rodent Control	School 1,140,000	Cancelled, Abated or Adjusted (1993)
Other Welfare Services	Self-Liquidating 698,883 698,883	Transfer to Foreclosed Property
RECREATION and CONSERVATION	Other 698,883 698,883	Balance December 31, 1993 19,190.13
Beaches and Boardwalks 5,000.00	Total 1,838,883	PROPERTY ACQUIRED BY DEED OR FORECLOSURE
Parks, Playgrounds, Shade Trees 17,340.00	ISSUED AND OUTSTANDING	Balance January 1, 1993 14,300.00
Land Reclamation & Conservation 2,967.05	School 1,140,000.00	Transfers From Taxes or Liens
Other Recreational Services 15,750.00	Self-Liquidating 541,768.86	Sale For Cash (1993)
EDUCATION (excluding schools)	Other 1,681,768.86	Cancelled, Abated or Adjusted (1993)
Libraries	Total 1,681,768.86	Balance December 31, 1993 14,300.00
Other Educational Services 900.00	EQUALIZED VALUATION BASIS FOR NET DEBT COMPUTATION 144,751,249	CURRENT FINANCES DECEMBER 31, 1993
STATUTORY EXPENDITURES	REAL PROPERTY VALUATIONS	ASSETS
Pensions & F. I. C. A. 25,000.00	Code Class # of Parcels % VAL'N ASSESSED VALUATION	Cash Dec. 31, 1993 984,930.13
Employee Fringe Benefits 40,471.00	1 Vacant Land 375 9.34 12,638,600.00	Taxes Receivable 368,734.68
Other Statutory Expenditures 1,700.00	2 Residential 838 78.09 105,683,603.00	Tax Title Liens 19,190.13
CETA And Other Public Employment Programs	3 Farm 236 7.47 10,102,290.00	Foreclosed Property 14,300.00
MUNICIPAL FUNCTIONS TOTAL 746,631.64	4a Commercial 25 5.11 6,919,200.00	Emergencies & Other Deferred Charges 16,800.00
CAPITAL IMPROVEMENTS *MEMO* 10,000.00	4b Industrial	State and Federal Aid Receivable 4,428.91
DEBT SERVICE	4c Apartments	Other Receivables 1,414.97
Principal Payments 35,046.17	Total 1475 135,343,690.00	Total 1,409,798.32
Interest Payments 11,489.08	Land Area 12.25 Sq. Miles	LIABILITIES, RESERVES, AND SURPLUS
DEFERRED CHARGES 4,900.00	Net Valuation Taxable-Municipal 136,042,361	Cash Liabilities 238,951.00
SCHOOL, COUNTY, SPECIAL DISTRICT TAXES 2,822,459.81	Net Valuation Taxable-County 145,627,484	Reserves for Receivables 403,639.78
RESERVE FOR UNCOLLECTED TAXES 322,563.00	State Equalized Valuation 142,404,974	Surplus Dec. 31, 1993 767,208.04
EXPENDITURES TOTAL 3,943,039.70	State Equalization Ratio 95.51	Total 1,409,798.82

Population 1990 10,978
 Population 1993 11,057
 S & P Rating
 Moody Rating AAA

General Tax Rate Per \$100. 5.19
 State Equalized Tax Rate 2.65

LINCOLN PARK BOROUGH - MORRIS CO.

Form of Government:
 Mayor-Council Plan F (OMCL 50)
 Number of Members on Governing Body - 7

PER CAPITA:

Gross Debt 767.15
 Net Debt 654.28
 Debt Service 54.68
 Total Tax Levy 1,564.45
 Municipal Expenditures 778.25

PER CENT:

Gross Debt 1.30
 Net Debt 1.11
 Tax Levy Collected 97.87
 Tax Levy Cancelled, Abated or Adjusted .57

EXPENDITURES		REVENUES-REALIZED		1993 PROPERTY TAX	
GENERAL GOVERNMENT				STATE EQUALIZED TAX RATE 1.57	
Governing Body & Public Boards		1993 Property Taxes Collected	16,817,357.92	Local District School Taxes	10,120,306.00
Municipal Clerk	102,876.00	1993 Payments in Lieu of Taxes		Regional & Consolidated School Tax	
Financial Administration	118,332.00	Delinquent Tax & Lien Collections	217,504.58	School Taxes in Municipal Budget	
Assessment of Taxes	58,019.00	Business Personalty Replacement Taxes	87,067.85	County Taxes	2,024,678.27 *
Collection of Taxes	70,407.00	Taxes From Public Utilities	587,114.32	County Library Taxes	
Planning, Housing & Development	98,331.00	Other Miscellaneous Tax Revenues		Local Municipal Purpose Taxes	5,040,445.00
Human Resources	83,193.00	State Aid Revenues	662,815.47	Veteran & Senior Citizen Taxes	64,450.00
Elections		Federal Aid Revenues		Total Taxes for Rate Computation	17,249,879.27
General Administration (other)	727,436.00			Special District Taxes	
JUDICIARY		Sale of Acquired Property		Bank Corp. Taxes	
Municipal Courts	93,543.00	Other Miscellaneous Revenues	1,562,125.64	Added and Omitted Taxes	112,648.32
PUBLIC SAFETY		Total	19,933,985.78	Total Taxes Levied - ABSTRACT	17,298,077.59
Fire Protection	81,061.00	Prior Years Surplus Appropriated	649,000.00	Total Taxes Billed	17,183,873.56
Police Protection	1,645,772.00	REVENUES TOTAL	20,582,985.78	1993 TAXES COLLECTED	16,817,357.92
Civil Defense & Disaster Control	21,500.00	Reserve For Uncollected Taxes	619,210.00	1993 Taxes Cancelled, Abated or Adjusted	115,403.78
Environmental Inspection & Control	108,990.00	CAPITAL OUTLAY TOTAL	460,792.41	Transfer to Tax Title Liens or Foreclosed	46,336.32
Other Public Safety				Balance Outstanding Dec. 31, 1993	203,775.54
PUBLIC WORKS				PRIOR YEARS TAXES OUTSTANDING	
Streets and Drainage	534,402.00	Public Enterprises	5,912.65	Balance January 1, 1993	262,589.18
Sewers and Sewage Processing	1,051,624.00	Recreation-Culture	48,605.17	Collected in 1993	200,484.61
Garbage and Trash Disposal	824,216.00	Public Works		Cancelled, Abated or Adjusted 1993	
Public Buildings and Grounds	159,863.00	Buildings and Grounds	406,274.59	Transfers to Tax Title Liens or Foreclosed	26,375.56
Other Public Works	40,000.00	Library and Education		Balance December 31, 1993	35,729.01
HEALTH and WELFARE		Conservation		TAX TITLE LIENS OUTSTANDING	
Health Services Except Environmental	218,337.00	All Other		Balance January 1, 1993	78,142.83
Welfare-Public Assistance	8,980.00	CAPITAL DEBT AUTHORIZED, DECEMBER 31, 1993		Transfer From Taxes	72,711.88
Hospital, Clinics, First Aid		ISSUED AND UNISSUED		Redeemed In 1993	17,019.97
Animal, Insect, & Rodent Control	8,800.00	School		Cancelled, Abated or Adjusted (1993)	
Other Welfare Services		Self-Liquidating	1,230,750	Transfer to Foreclosed Property	
RECREATION and CONSERVATION		Other	7,251,613	Balance December 31, 1993	133,834.74
Beaches and Boardwalks		Total	8,482,363	PROPERTY ACQUIRED BY DEED OR	
Parks, Playgrounds, Shade Trees	162,308.00	ISSUED AND OUTSTANDING		FORECLOSURE	
Land Reclamation & Conservation		School		Balance January 1, 1993	883,515.06
Other Recreational Services	110,914.00	Self-Liquidating	953,000.00	Transfers From Taxes or Liens	
EDUCATION (excluding schools)		Other	4,746,734.66	Sale For Cash (1993)	
Libraries	209,448.00	Total	5,699,734.66	Cancelled, Abated or Adjusted (1993)	
Other Educational Services	1,000.00	EQUALIZED VALUATION BASIS		Balance December 31, 1993	883,515.06
STATUTORY EXPENDITURES		FOR NET DEBT COMPUTATION	650,241,408	CURRENT FINANCES DECEMBER 31, 1993	
Pensions & F. I. C. A.	279,909.00	REAL PROPERTY VALUATIONS		ASSETS	
Employee Fringe Benefits	451,450.00	Code Class # of Parcels % VALN	ASSESSED VALUATION	Cash Dec. 31, 1993	1,802,944.97
Other Statutory Expenditures		1 Vacant Land 266 1.94	5,360,900.00	Taxes Receivable	239,504.55
CETA And Other Public Employment Programs		2 Residential 3430 78.92	258,405,400.00	Tax Title Liens	133,834.74
MUNICIPAL FUNCTIONS		3 Farm 27 .33	1,080,700.00	Foreclosed Property	883,515.06
CAPITAL IMPROVEMENTS	7,270,711.00	4a Commercial 67 8.01	26,227,029.00	Emergencies & Other Deferred Charges	
DEBT SERVICE		4b Industrial 27 7.32	23,962,439.00	State and Federal Aid Receivable	23,679.70
Principal Payments	427,577.10	4c Apartments 3 3.48	11,410,300.00	Other Receivables	308,172.07
Interest Payments	287,560.11	Total	327,446,767.00	Total	3,391,651.09
DEFERRED CHARGES		Land Area 6.66 Sq. Miles		LIABILITIES, RESERVES, AND SURPLUS	
SCHOOL, COUNTY, SPECIAL DISTRICT TAXES	12,144,984.27	Net Valuation Taxable-Municipal	328,925,342	Cash Liabilities	1,417,509.39
RESERVE FOR UNCOLLECTED TAXES	619,210.00	Net Valuation Taxable-County	625,866,883	Reserves for Receivables	1,565,026.42
EXPENDITURES TOTAL	20,750,042.48	State Equalized Valuation	642,525,496	Surplus Dec. 31, 1993	409,115.29
		State Equalization Ratio	51.08	Total	3,391,651.09

2009

Population 1990 36,701
 Population 1993 36,535
 S & P Rating AA
 Moody Rating AA

General Tax Rate Per \$100. 2.16
 State Equalized Tax Rate 2.16

LINDEN CITY - UNION COUNTY
Form of Government:
City Charter Act (P.L. 1897 c. 30)
Number of Members on Governing Body - 11

PER CAPITA

Gross Debt 730.74
 Net Debt 720.02
 Debt Service 97.82
 Total Tax Levy 1,787.88
 Municipal Expenditures 1,335.18

PER CENT:

Gross Debt .84
 Net Debt .33
 Tax Levy Collected 96.57
 Tax Levy Cancelled, Abated or Adjusted .49

EXPENDITURES		REVENUES-REALIZED		1993 PROPERTY TAX	
GENERAL GOVERNMENT				STATE EQUALIZED TAX RATE	
Governing Body & Public Boords	423,600.00	1993 Property Taxes Collected	63,168,677.64	Local District School Taxes	1.05 31,829,753.50
Municipal Clerk	288,675.00	1993 Payments in Lieu of Taxes		Regional & Consolidated School Tax	
Financial Administration	457,350.00	Delinquent Tax & Lien Collections	2,258,189.05	School Taxes in Municipal Budget	.01 244,700.00
Assessment of Taxes	403,265.00	Business Personalty Replacement Taxes	2,739,764.81	County Taxes	.46 14,017,390.55
Collection of Taxes	131,200.00	Taxes From Public Utilities	20,018,122.20	County Library Taxes	
Planning, Hausing & Development	56,850.00	Other Miscellaneous Tax Revenues		Local Municipal Purpose Taxes	.63 19,167,696.25
Human Resources	286,344.00	State Aid Revenues	1,562,736.29	Veteran & Senior Citizen Taxes	
Elections	15,375.00	Federal Aid Revenues		Total Taxes for Rate Computation	2.15 65,802,740.30
General Administration (other)	3,246,947.00			Special District Taxes	
JUDICIARY		Sale of Acquired Property		Bank Corp. Taxes	
Municipal Courts	456,531.99	Other Miscellaneous Revenues	5,010,775.05	Added and Omitted Taxes	
PUBLIC SAFETY		Total	94,758,265.04	Total Taxes Levied - ABSTRACT	65,320,039.94
Fire Protection	7,807,667.00	Prior Years Surplus Appropriated	1,275,000.00	Total Taxes Billed	65,409,215.84
Police Protection	6,971,538.74	REVENUES TOTAL	96,033,265.04	1993 TAXES COLLECTED	63,168,677.64
Civil Defense & Disaster Control	44,935.00	Reserve For Uncollected Taxes	2,700,000.00	1993 Taxes Cancelled, Abated or Adjusted	322,399.77
Environmental Inspection & Control	572,850.00	CAPITAL OUTLAY TOTAL	6,512,120.46	Transfer to Tax Title Liens or Foreclosed	298,449.06
Other Public Safety	30,625.00			Balance Outstanding Dec. 31, 1993	1,619,689.37
PUBLIC WORKS		Public Enterprises		PRIOR YEARS TAXES OUTSTANDING	
Streets and Drainage	3,149,125.00	Recreation--Culture	152,710.75	Balance January 1, 1993	2,119,682.95
Sewers and Sewage Processing	1,152,700.00	Public Works	2,412,549.96	Collected in 1993	1,722,945.91
Garbage and Trash Disposal	1,805,200.00	Buildings and Grounds	3,946,859.75	Cancelled, Abated or Adjusted 1993	32,749.88
Public Buildings and Grounds	1,763,925.00	Library and Education		Transfers to Tax Title Liens or Foreclosed	342,213.34
Other Public Works	342,800.00	Conservation		Balance December 31, 1993	21,773.82
HEALTH and WELFARE		All Other		TAX TITLE LIENS OUTSTANDING	
Health Services Except Environmental	497,186.30			Balance January 1, 1993	1,096,008.31
Welfare-Public Assistance	145,100.00	CAPITAL DEBT AUTHORIZED, DECEMBER 31, 1993		Transfer From Taxes	738,638.23
Hospital, Clinics, First Aid		ISSUED AND UNISSUED GROSS DEBT		Redeemed In 1993	535,243.14
Animal, Insect, & Rodent Control	52,218.00	School		Cancelled, Abated or Adjusted (1993)	849.72
Other Welfare Services		Self-Liquidating	26,697,481	Transfer to Foreclosed Property	
RECREATION and CONSERVATION		Other	26,697,481	Balance December 31, 1993	1,298,553.68
Beaches and Boardwalks		Total	26,697,481	PROPERTY ACQUIRED BY DEED OR FORECLOSURE	
Parks, Playgrounds, Shade Trees	376,750.00	ISSUED AND OUTSTANDING		Balance January 1, 1993	103,542.50
Land Reclamation & Conservation	303,300.00	School		Transfers From Taxes or Liens	
Other Recreational Services	1,710,225.00	Self-Liquidating		Sale For Cash (1993)	24,200.00
EDUCATION (excluding schools)		Other	15,066,816.01	Cancelled, Abated or Adjusted (1993)	
Libraries	1,450,530.00	Total	15,066,816.01	Balance December 31, 1993	79,342.50
Other Educational Services		EQUALIZED VALUATION BASIS FOR NET DEBT COMPUTATION	3,184,048.463	CURRENT FINANCES DECEMBER 31, 1993	
STATUTORY EXPENDITURES		REAL PROPERTY VALUATIONS		ASSETS	
Pensions & F. I. C. A.	3,768,000.00	Code Class # of Parcels % VALN	ASSESSED VALUATION	Cash Dec. 31, 1993	22,874,448.54
Employee Fringe Benefits	4,776,000.00	1 Vacant Land 574 1.14	34,172,100.00	Taxes Receivable	1,641,463.19
Other Statutory Expenditures		2 Residential 9879 45.09	1,357,584,000.00	Tax Title Liens	1,298,553.68
CETA And Other Public Employment Programs		3 Farm		Foreclosed Property	79,342.50
MUNICIPAL FUNCTIONS		4a Commercial 939 12.51	376,521,100.00	Emergencies & Other Deferred Charges	
CAPITAL IMPROVEMENTS	170,000.00	4b Industrial 229 39.18	1,179,464,800.00	State and Federal Aid Receivable	57,680.53
DEBT SERVICE		4c Apartments 84 2.09	62,998,300.00	Other Receivables	31,378.90
Principal Payments	2,498,266.32	Total 11705	3,010,740,300.00	Total	25,982,867.34
Interest Payments	1,075,676.25	Land Area 10.95 Sq. Miles		LIABILITIES, RESERVES, AND SURPLUS	
TYPE I SCHL DEBT *MEMO	244,700.00	Net Valuation Taxable-Municipal	3,025,403,528	Cash Liabilities	16,949,053.12
DEFERRED CHARGES	20,000.00	Net Valuation Taxable-County	3,116,497,671	Reserves for Receivables	3,050,738.27
SCHOOL, COUNTY, SPECIAL DISTRICT TAXES	46,091,844.05	State Equalized Valuation	3,028,718,989	Surplus Dec. 31, 1993	5,983,075.95
RESERVE FOR UNCOLLECTED TAXES	2,700,000.00	State Equalization Ratio	99.89	Total	25,982,867.34
EXPENDITURES TOTAL	94,872,599.65				

0422

Population 1990 18,734
 Population 1993 18,368
 S & P Rating
 Moody Rating AAA

General Tax Rate Per \$100. 4.69
 State Equalized Tax Rate 3.10

LINDENWOLD BOROUGH - CAMDEN CO.

Form of Government:
 Borough Council

Number of Members on Governing Body - 6

PER CAPITA:

Gross Debt 360.41
 Net Debt 287.85
 Debt Service 43.63
 Total Tax Levy 766.60
 Municipal Expenditures 394.90

PER CENT:

Gross Debt 1.48
 Net Debt 1.18
 Tax Levy Collected 89.54
 Tax Levy Cancelled, Abated or Adjusted .16

EXPENDITURES		REVENUES-REALIZED		1993 PROPERTY TAX	
GENERAL GOVERNMENT		1993 Property Taxes Collected		STATE EQUALIZED TAX RATE	
Governing Body & Public Boards		1993 Payments in Lieu of Taxes	12,626,505.95	Local District School Taxes	4,350,013.00
Municipal Clerk		Delinquent Tax & Lien Collections	965,023.46	Regional & Consolidated School Tax	2,516,026.79
Financial Administration	86,343.00	Business Personalty Replacement Taxes	25,767.60	School Taxes in Municipal Budget	
Assessment of Taxes	39,263.00	Taxes From Public Utilities	658,503.00	County Taxes	3,611,370.79
Collection of Taxes	119,141.00	Other Miscellaneous Tax Revenues		County Library Taxes	132,957.23
Planning, Housing & Development	9,300.00	State Aid Revenues	1,809,988.95	Local Municipal Purpose Taxes	3,001,225.00
Human Resources	486,074.00	Federal Aid Revenues		Veteran & Senior Citizen Taxes	125,250.00
Elections	10,003.00			Total Taxes for Rate Computation	13,736,862.80
General Administration (other)	625,712.68			Special District Taxes	447,560.17
JUDICIARY				Bank Corp. Taxes	
Municipal Courts	74,282.00			Added and Omitted Taxes	21,667.76
PUBLIC SAFETY		Sale of Acquired Property	559,527.90	Total Taxes Levied - ABSTRACT	14,080,820.73
Fire Protection	1,190,466.00	Other Miscellaneous Revenues	16,645,316.86	Total Taxes Billed	14,102,195.98
Police Protection		Total	16,645,316.86	1993 TAXES COLLECTED	12,626,505.95
Civil Defense & Disaster Control	1,000.00	Prior Years Surplus Appropriated	200,000.00	1993 Taxes Cancelled, Abated or Adjusted	22,839.76
Environmental Inspection & Control	91,896.00	REVENUES TOTAL	16,845,316.86	Transfer to Tax Title Liens or Foreclosed	162,049.06
Other Public Safety		Reserve For Uncollected Taxes	1,362,074.00	Balance Outstanding Dec. 31, 1993	1,290,801.18
PUBLIC WORKS		CAPITAL OUTLAY TOTAL	508,680.28	PRIOR YEARS TAXES OUTSTANDING	
Streets and Drainage	651,500.00			Balance January 1, 1993	849,410.38
Sewers and Sewage Processing	91,000.00	Public Enterprises		Collected in 1993	518,443.62
Garbage and Trash Disposal	625,000.00	Recreation-Culture	151,284.91	Cancelled, Abated or Adjusted 1993	20,926.11
Public Buildings and Grounds	43,455.00	Public Works	338,853.84	Transfers to Tax Title Liens or Foreclosed	29,453.89
Other Public Works		Buildings and Grounds	18,541.53	Balance December 31, 1993	280,586.76
HEALTH and WELFARE		Library and Education		TAX TITLE LIENS OUTSTANDING	
Health Services Except Environmental	31,722.00	Conservation		Balance January 1, 1993	1,291,143.22
Welfare-Public Assistance	37,500.00	All Other		Transfer From Taxes	195,971.83
Hospital, Clinics, First Aid				Redeemed In 1993	446,579.84
Animal, Insect, & Rodent Control	6,000.00			Cancelled, Abated or Adjusted (1993)	
Other Welfare Services				Transfer to Foreclosed Property	
RECREATION and CONSERVATION				Balance December 31, 1993	1,040,535.21
Beaches and Boardwalks	19,015.00			PROPERTY ACQUIRED BY DEED OR	
Parks, Playgrounds, Shade Trees				FORECLOSURE	
Land Reclamation & Conservation	13,500.00			Balance January 1, 1993	
Other Recreational Services				Transfers From Taxes or Liens	
EDUCATION (excluding schools)				Sale For Cash (1993)	
Libraries	38,176.00			Cancelled, Abated or Adjusted (1993)	
Other Educational Services				Balance December 31, 1993	
STATUTORY EXPENDITURES				CURRENT FINANCES DECEMBER 31, 1993	
Pensions & F. I. C. A.	394,972.00			ASSETS	
Employee Fringe Benefits	460,000.00			Cash Dec. 31, 1993	3,546,831.69
Other Statutory Expenditures				Taxes Receivable	1,571,387.94
CETA And Other Public Employment Programs				Tax Title Liens	1,040,535.21
MUNICIPAL FUNCTIONS TOTAL	5,145,315.68			Foreclosed Property	
CAPITAL IMPROVEMENTS *MEMO*	50,003.00			Emergencies & Other Deferred Charges	42,391.69
DEBT SERVICE				State and Federal Aid Receivable	2,740.11
Principal Payments	535,000.00			Other Receivables	2,163,753.72
Interest Payments	211,209.50			Total	8,367,640.36
DEFERRED CHARGES				LIABILITIES, RESERVES, AND SURPLUS	
SCHOOL, COUNTY, SPECIAL DISTRICT TAXES	11,057,927.97			Cash Liabilities	3,429,153.09
RESERVE FOR UNCOLLECTED TAXES	1,362,074.00			Reserves for Receivables	4,775,676.87
EXPENDITURES TOTAL	18,311,527.15			Surplus Dec. 31, 1993	162,810.40
				Total	8,367,640.36

Population 1990 6,866
 Population 1993 7,337
 S & P Rating
 Moody Rating AAA

General Tax Rate Per \$100. 2.46
 State Equalized Tax Rate 2.52

LINWOOD CITY - ATLANTIC COUNTY
 Form of Government:
City Charter Act (P.L. 1897 c. 30)
 Number of Members on Governing Body - 7

PER CAPITA:
 Gross Debt 2,909.23
 Net Debt 905.28
 Debt Service 133.09
 Total Tax Levy 1,684.87
 Municipal Expenditures 826.60

PER CENT.
 Gross Debt 4.39
 Net Debt 1.36
 Tax Levy Collected 97.32
 Tax Levy Cancelled, Abated or Adjusted .47

EXPENDITURES		REVENUES-REALIZED		1993 PROPERTY TAX	
GENERAL GOVERNMENT				STATE EQUALIZED TAX RATE	
Governing Body & Public Boards		1993 Property Taxes Collected	12,034,513.57	Local District School Taxes	4,272,356.50
Municipal Clerk		1993 Payments in Lieu of Taxes		Regional & Consolidated School Tax	2,267,355.16
Financial Administration	65,551.49	Delinquent Tax & Lien Collections	474,275.68	School Taxes in Municipal Budget	195,852.00
Assessment of Taxes	15,200.00	Business Personally Replacement Taxes	40,940.28	County Taxes	2,427,644.99
Collection of Taxes	67,680.00	Taxes From Public Utilities	456,411.00	County Library Taxes	
Planning, Housing & Development	14,592.00	Other Miscellaneous Tax Revenues	5.89	Local Municipal Purpose Taxes	3,130,397.44
Human Resources	61,153.00	State Aid Revenues	429,893.91	Veteran & Senior Citizen Taxes	53,350.00
Elections	3,681.00	Federal Aid Revenues		Total Taxes for Rate Computation	12,346,956.09
General Administration (other)	492,139.50			Special District Taxes	
JUDICIARY				Bank Corp. Taxes	
Municipal Courts	62,255.00	Sale of Acquired Property		Added and Omitted Taxes	68,319.23
PUBLIC SAFETY		Other Miscellaneous Revenues	1,418,395.92	Total Taxes Levied - ABSTRACT	12,361,925.32
Fire Protection	273,051.00	Total	14,854,436.25	Total Taxes Billed	12,365,699.00
Police Protection	979,737.00	Prior Years Surplus Appropriated	160,000.00	1993 TAXES COLLECTED	12,034,513.57
Civil Defense & Disaster Control	2,625.00	REVENUES TOTAL	15,014,436.25	1993 Taxes Cancelled, Abated or Adjusted	58,055.46
Environmental Inspection & Control	60,082.50	Reserve For Uncollected Taxes	684,786.72	Transfer to Tax Title Liens or Foreclosed	5,569.23
Other Public Safety		CAPITAL OUTLAY TOTAL	868,205.44	Balance Outstanding Dec. 31, 1993	267,560.74
PUBLIC WORKS				PRIOR YEARS TAXES OUTSTANDING	
Streets and Drainage	598,129.00	Public Enterprises		Balance January 1, 1993	507,045.09
Sewers and Sewage Processing	450,963.00	Recreation-Culture		Collected in 1993	474,275.68
Garbage and Trash Disposal	382,482.26	Public Works	1,086.00	Cancelled, Abated or Adjusted 1993	
Public Buildings and Grounds	9,085.00	Buildings and Grounds	867,119.44	Transfers to Tax Title Liens or Foreclosed	
Other Public Works	29,725.00	Library and Education		Balance December 31, 1993	32,769.41
HEALTH and WELFARE		Conservation		TAX TITLE LIENS OUTSTANDING	
Health Services Except Environmental		All Other		Balance January 1, 1993	52,286.96
Welfare-Public Assistance	6,734.00	CAPITAL DEBT AUTHORIZED, DECEMBER 31, 1993		Transfer From Taxes	5,569.23
Hospital, Clinics, First Aid		ISSUED AND UNISSUED		Redeemed In 1993	
Animal, Insect, & Rodent Control	5,334.00	School	15,847,000	Cancelled, Abated or Adjusted (1993)	22,847.85
Other Welfare Services		Self-Liquidating		Transfer to Foreclosed Property	
RECREATION and CONSERVATION		Other	5,498,000	Balance December 31, 1993	35,008.34
Beaches and Boardwalks		Total	21,345,000	PROPERTY ACQUIRED BY DEED OR FORECLOSURE	
Parks, Playgrounds, Shade Trees	12,875.00	ISSUED AND OUTSTANDING		Balance January 1, 1993	82,784.00
Land Reclamation & Conservation		School	15,847,000.00	Transfers From Taxes or Liens	
Other Recreational Services		Self-Liquidating		Sale For Cash (1993)	
EDUCATION (excluding schools)		Other	5,498,000.00	Cancelled, Abated or Adjusted (1993)	
Libraries	162,779.00	Total	21,345,000.00	Balance December 31, 1993	82,784.00
Other Educational Services	500.00	EQUALIZED VALUATION BASIS FOR NET DEBT COMPUTATION	487,782.323	CURRENT FINANCES DECEMBER 31, 1993	
STATUTORY EXPENDITURES		REAL PROPERTY VALUATIONS		ASSETS	
Pensions & F. I. C. A.	293,159.74	Code Class # of Parcels % VALN	ASSESSED VALUATION	Cash Dec. 31, 1993	1,107,657.10
Employee Fringe Benefits	343,887.00	1 Vacant Land 293 4.19	20,889,100.00	Taxes Receivable	300,330.15
Other Statutory Expenditures	2,000.00	2 Residential 2443 80.45	400,827,790.00	Tax Title Liens	35,008.34
CETA And Other Public Employment Programs	4,395,450.49	3 Farm 6 .14	659,000.00	Foreclosed Property	82,784.00
MUNICIPAL FUNCTIONS		4a Commercial 125 15.22	75,855,300.00	Emergencies & Other Deferred Charges	16,000.00
CAPITAL IMPROVEMENTS		4b Industrial		State and Federal Aid Receivable	12,070.70
DEBT SERVICE		4c Apartments		Other Receivables	276,957.72
Principal Payments	578,491.00	Total 2867	498,231,100.00	Total	1,830,808.01
Interest Payments	398,018.20	Land Area 3.80 Sq. Miles		LIABILITIES, RESERVES, AND SURPLUS	
TYPE I SCHL DEBT *MEMO	230,814.31	Net Valuation Taxable-Municipal	499,690,299	Cash Liabilities	492,484.96
DEFERRED CHARGES	8,000.00	Net Valuation Taxable-County	491,669,246	Reserves for Receivables	682,765.32
SCHOOL, COUNTY, SPECIAL DISTRICT TAXES	9,163,203.65	State Equalized Valuation	488,250,699	Surplus Dec. 31, 1993	655,557.73
RESERVE FOR UNCOLLECTED TAXES	684,786.72	State Equalization Ratio	102.35	Total	1,830,808.01
EXPENDITURES TOTAL	15,227,955.06				

Population 1990	13,333
Population 1993	14,036
S & P Rating	
Moody Rating	

LITTLE EGG HARBOR TWP. - OCEAN CO.

General Tax Rate Per \$100.	2.26
State Equalized Tax Rate	2.30

Form of Government:

Township Committee

Number of Members on Governing Body - 3

PER CAPITA:

Gross Debt	991.02
Net Debt	764.41
Debt Service	75.32
Total Tax Levy	1,466.06
Municipal Expenditures	736.23

PER CENT:

Gross Debt	1.61
Net Debt	1.24
Tax Levy Collected	98.54
Tax Levy Cancelled, Abated or Adjusted	1.53

EXPENDITURES		REVENUES-REALIZED		1993 PROPERTY TAX	
GENERAL GOVERNMENT				STATE EQUALIZED TAX RATE	
Governing Body & Public Boords		1993 Property Taxes Collected	18,234,298.65	Local District School Taxes	5.58
Municipal Clerk		1993 Payments in Lieu of Taxes		Regional & Consolidated School Tax	6.3
Financial Administration	202,440.00	Delinquent Tax & Lien Collections	1,546,627.89	School Taxes in Municipal Budget	
Assessment of Taxes	132,060.00	Business Personally Replacement Taxes	23,647.80	County Taxes	4.3
Collection of Taxes	161,140.00	Taxes From Public Utilities	1,074,820.00	County Library Taxes	0.04
Planning, Housing & Development	181,825.00	Other Miscellaneous Tax Revenues		Local Municipal Purpose Taxes	6.2
Human Resources	109,323.00	State Aid Revenues	1,025,324.39	Veteran & Senior Citizen Taxes	
Elections	2,000.00	Federal Aid Revenues		Total Taxes for Rate Computation	2.30
General Administration (other)	934,695.00			Special District Taxes	
JUDICIARY		Sale of Acquired Property		Bank Corp. Taxes	
Municipal Courts	179,900.00	Other Miscellaneous Revenues	1,141,480.49	Added and Omitted Taxes	
PUBLIC SAFETY		Total	23,046,199.22	Total Taxes Levied - ABSTRACT	
Fire Protection	4,818.00	Prior Years Surplus Appropriated	412,292.29	Total Taxes Billed	
Police Protection	1,795,414.00	REVENUES	23,458,491.51	1993 TAXES COLLECTED	
Civil Defense & Disaster Control	4,000.00	Reserve For Uncollected Taxes	1,811,488.43	1993 Taxes Cancelled, Abated or Adjusted	
Environmental Inspection & Control	60,740.00	CAPITAL OUTLAY	760,757.51	Transfer to Tax Title Liens or Foreclosed	
Other Public Safety		TOTAL		Balance Outstanding Dec. 31, 1993	
PUBLIC WORKS				PRIOR YEARS TAXES OUTSTANDING	
Streets and Drainage	545,500.00	Public Enterprises		Balance January 1, 1993	
Sewers and Sewage Processing	137,600.00	Recreation-Culture		Collected in 1993	
Garbage and Trash Disposal	1,241,800.00	Public Works	529,622.06	Cancelled, Abated or Adjusted 1993	
Public Buildings and Grounds	42,550.00	Buildings and Grounds	154,832.00	Transfers to Tax Title Liens or Foreclosed	
Other Public Works	71,000.00	Library and Education	76,303.45	Balance December 31, 1993	
HEALTH and WELFARE		Conservation		TAX TITLE LIENS OUTSTANDING	
Health Services Except Environmental	35,320.00	All Other		Balance January 1, 1993	
Welfare-Public Assistance	55,000.00	CAPITAL DEBT AUTHORIZED, DECEMBER 31, 1993		Transfer From Taxes	
Hospital, Clinics, First Aid	1,000.00	ISSUED AND UNISSUED		Redeemed In 1993	
Animal, Insect, & Rodent Control	59,000.00	School	3,180,695	Cancelled, Abated or Adjusted (1993)	
Other Welfare Services		Self-Liquidating		Transfer to Foreclosed Property	
RECREATION and CONSERVATION		Other	10,729,296	Balance December 31, 1993	
Beaches and Boardwalks		Total	13,909,992	PROPERTY ACQUIRED BY DEED OR FORECLOSURE	
Parks, Playgrounds, Shade Trees		ISSUED AND OUTSTANDING		Balance January 1, 1993	
Land Reclamation & Conservation	3,910.00	School	3,180,695.77	Transfers From Taxes or Liens	
Other Recreational Services	30,000.00	Self-Liquidating		Sale For Cash (1993)	
EDUCATION (excluding schools)		Other	8,774,210.53	Cancelled, Abated or Adjusted (1993)	
Libraries	500.00	Total	11,954,906.30	Balance December 31, 1993	
Other Educational Services		EQUALIZED VALUATION BASIS		CURRENT FINANCES DECEMBER 31, 1993	
STATUTORY EXPENDITURES		FOR NET DEBT COMPUTATION	865,128,726	ASSETS	
Pensions & F. I. C. A.	250,000.00	REAL PROPERTY VALUATIONS		Cash Dec. 31, 1993	
Employee Fringe Benefits	1,025,000.00	Code Class # of Parcels % VAL'N ASSESSED VALUATION		Taxes Receivable	
Other Statutory Expenditures	14,000.00	1 Vacant Land 2821 15.43 134,999,110.00		Tax Title Liens	
CETA And Other Public Employment Programs		2 Residential 7100 78.21 684,104,300.00		Foreclosed Property	
MUNICIPAL FUNCTIONS		3 Farm 3 .02 139,942.00		Emergencies & Other Deferred Charges	
CAPITAL IMPROVEMENTS		4a Commercial 142 5.89 51,485,100.00		State and Federal Aid Receivable	
DEBT SERVICE		4b Industrial 2 .04 312,000.00		Other Receivables	
Principal Payments	505,491.13	4c Apartments 2 .42 3,711,900.00		Total	
Interest Payments	555,774.25	Total 10070 874,752,352.00		LIABILITIES, RESERVES, AND SURPLUS	
DEFERRED CHARGES		Land Area 49.50 Sq. Miles		Cash Liabilities	
SCHOOL, COUNTY, SPECIAL DISTRICT TAXES	15,019,421.81	Net Valuation Taxable-Municipal	884,472,357	Reserves for Receivables	
RESERVE FOR UNCOLLECTED TAXES	1,811,488.43	Net Valuation Taxable-County	852,271,707	Surplus Dec. 31, 1993	
EXPENDITURES		State Equalized Valuation	869,511,977	Total	
TOTAL	25,352,082.61	State Equalization Ratio	101.74		

Population 1990 11,294
 Population 1993 11,795
 S & P Rating AAA
 Moody Rating AAA

General Tax Rate Per \$100. 2.22
 State Equalized Tax Rate 1.77

LITTLE FALLS TOWNSHIP - PASSAIC CO.

Form of Government:

Township Committee

Number of Members on Governing Body - 5

PER CAPITA:

Gross Debt 1,125.11
 Net Debt 1,027.31
 Debt Service 89.03
 Total Tax Levy 1,354.69
 Municipal Expenditures 683.54

PER CENT:

Gross Debt 1.41
 Net Debt 1.29
 Tax Levy Collected 97.42
 Tax Levy Cancelled, Abated or Adjusted .67

EXPENDITURES		REVENUES-REALIZED		1993 PROPERTY TAX	
GENERAL GOVERNMENT				STATE EQUALIZED TAX RATE	
Governing Body & Public Boards		1993 Property Taxes Collected	15,616,411.00	Local District School Taxes	4,611,431.50
Municipal Clerk	12,725.00	1993 Payments in Lieu of Taxes		Regional & Consolidated School Tax	3,141,091.89
Financial Administration	132,560.00	Delinquent Tax & Lien Collections	992,906.00	School Taxes in Municipal Budget	
Assessment of Taxes	42,335.00	Business Personalty Replacement Taxes	218,459.00	County Taxes	5,039,627.55
Collection of Taxes	70,220.00	Taxes From Public Utilities	969,367.00	County Library Taxes	
Planning, Housing & Development	30,237.00	Other Miscellaneous Tax Revenues		Local Municipal Purpose Taxes	3,144,038.00
Human Resources	84,362.00	State Aid Revenues	627,965.00	Veteran & Senior Citizen Taxes	123,550.00
Elections	3,800.00	Federal Aid Revenues		Total Taxes for Rate Computation	16,059,738.94
General Administration (other)	629,336.00			Special District Taxes	
JUDICIARY		Sale of Acquired Property		Bank Corp. Taxes	
Municipal Courts	91,650.00	Other Miscellaneous Revenues	911,963.00	Added and Omitted Taxes	42,637.00
PUBLIC SAFETY		Total	19,337,069.00	Total Taxes Levied - ABSTRACT	15,978,625.94
Fire Protection	262,492.00	Prior Years Surplus Appropriated	1,860,000.00	Total Taxes Billed	16,030,308.00
Police Protection	1,331,247.00	REVENUES	21,197,069.00	1993 TAXES COLLECTED	15,616,411.00
Civil Defense & Disaster Control	3,320.00	Reserve For Uncollected Taxes	1,367,399.00	1993 Taxes Cancelled, Abated or Adjusted	108,124.00
Environmental Inspection & Control	56,151.00	CAPITAL OUTLAY	785,659.00	Transfer to Tax Title Liens or Foreclosed	38,877.00
Other Public Safety		TOTAL		Balance Outstanding Dec. 31, 1993	266,896.00
PUBLIC WORKS				PRIOR YEARS TAXES OUTSTANDING	
Streets and Drainage	73,600.00	Public Enterprises		Balance January 1, 1993	594,431.00
Sewers and Sewage Processing	361,400.00	Recreation-Culture		Collected in 1993	580,172.00
Garbage and Trash Disposal	665,550.00	Public Works	562,097.00	Cancelled, Abated or Adjusted 1993	
Public Buildings and Grounds	7,250.00	Buildings and Grounds	223,562.00	Transfers to Tax Title Liens or Foreclosed	8,357.00
Other Public Works	481,185.00	Library and Education		Balance December 31, 1993	5,402.00
HEALTH and WELFARE		Conservation		TAX TITLE LIENS OUTSTANDING	
Health Services Except Environmental	47,200.00	All Other		Balance January 1, 1993	651,191.00
Welfare-Public Assistance	4,040.00	CAPITAL DEBT AUTHORIZED, DECEMBER 31, 1993		Transfer From Taxes	47,734.00
Hospital, Clinics, First Aid		ISSUED AND UNISSUED		Redeemed In 1993	412,732.00
Animal, Insect, & Rodent Control	450.00	School	1,060,846	Cancelled, Abated or Adjusted (1993)	
Other Welfare Services		Self-Liquidating		Transfer to Foreclosed Property	
RECREATION and CONSERVATION		Other	12,209,800	Balance December 31, 1993	286,193.00
Beaches and Boardwalks		Total	13,270,646	PROPERTY ACQUIRED BY DEED OR FORECLOSURE	
Parks, Playgrounds, Shade Trees	9,220.00	ISSUED AND OUTSTANDING		Balance January 1, 1993	12,080.00
Land Reclamation & Conservation	82,242.00	School	1,060,645.00	Transfers From Taxes or Liens	
Other Recreational Services	123,584.00	Self-Liquidating		Sale For Cash (1993)	
EDUCATION (excluding schools)		Other		Cancelled, Abated or Adjusted (1993)	
Libraries	318,494.00	Total	1,060,645.00	Balance December 31, 1993	12,080.00
Other Educational Services		EQUALIZED VALUATION BASIS FOR NET DEBT COMPUTATION	941,326,576	CURRENT FINANCES DECEMBER 31, 1993	
STATUTORY EXPENDITURES		REAL PROPERTY VALUATIONS		ASSETS	
Pensions & F. I. C. A.	261,080.00	Code Class # of Parcels % VAL'N	ASSESSED VALUATION	Cash Dec. 31, 1993	3,331,145.00
Employee Fringe Benefits	370,360.00	1 Vacant Land 270 3.30	25,964,400.00	Taxes Receivable	272,298.00
Other Statutory Expenditures	10,000.00	2 Residential 3528 70.49	500,481,800.00	Tax Title Liens	286,193.00
CETA And Other Public Employment Programs		3 Farm		Foreclosed Property	12,080.00
MUNICIPAL FUNCTIONS		4a Commercial 174 14.23	101,038,800.00	Emergencies & Other Deferred Charges	16,608.00
CAPITAL IMPROVEMENTS		4b Industrial 47 4.55	33,007,100.00	State and Federal Aid Receivable	23,938.00
DEBT SERVICE		4c Apartments 11 6.83	48,471,000.00	Other Receivables	12,958.00
Principal Payments	385,000.00	Total 4030	709,963,100.00	Total	3,955,220.00
Interest Payments	653,306.00			LIABILITIES, RESERVES, AND SURPLUS	
DEFERRED CHARGES		Land Area 2.80 Sq. Miles		Cash Liabilities	1,194,787.00
SCHOOL, COUNTY, SPECIAL DISTRICT TAXES	12,792,150.94	Net Valuation Taxable-Municipal	720,174,348	Reserves for Receivables	583,529.00
RESERVE FOR UNCOLLECTED TAXES	1,367,399.00	Net Valuation Taxable-County	936,847,301	Surplus Dec. 31, 1993	2,176,904.00
EXPENDITURES		State Equalized Valuation	902,236,754	Total	3,955,220.00
TOTAL	20,854,446.94	State Equalization Ratio	79.59		

0230

Population 1990 9,789
 Population 1993 9,977
 S & P Rating
 Maady Rating A

General Tax Rate Per \$100. 2.64
 State Equalized Tax Rate 2.00

LITTLE FERRY BORO. - BERGEN CO.
Form of Government:
Borough Council
Number of Members on Governing Body - 6

PER CAPITA:
 Gross Debt 554.85
 Net Debt 497.22
 Debt Service 56.67
 Total Tax Levy 1,277.31
 Municipal Expenditures 747.89

PER CENT:
 Gross Debt .38
 Net Debt .79
 Tax Levy Collected 95.55
 Tax Levy Cancelled, Abated or Adjusted 1.23

EXPENDITURES		REVENUES-REALIZED		1993 PROPERTY TAX	
GENERAL GOVERNMENT				STATE EQUALIZED TAX RATE	
Governing Body & Public Boards		1993 Property Taxes Collected	12,208,819.00	Local District School Taxes	1.03 6,524,966.00
Municipal Clerk		1993 Payments in Lieu of Taxes		Regional & Consolidated School Tax	
Financial Administration	29,600.00	Delinquent Tax & Lien Collections	292,300.00	School Taxes in Municipal Budget	
Assessment of Taxes	19,137.00	Business Personalty Replacement Taxes	109,757.00	County Taxes	.26 1,671,588.89
Collection of Taxes	41,775.00	Taxes From Public Utilities	619,314.00	County Library Taxes	
Planning, Housing & Development	13,370.00	Other Miscellaneous Tax Revenues		Local Municipal Purpose Taxes	.71 4,499,354.00
Human Resources	89,013.00	State Aid Revenues	895,198.00	Veteran & Senior Citizen Taxes	77,450.00
Elections	2,750.00	Federal Aid Revenues	77,000.00	Total Taxes for Rate Computation	2.00 12,773,358.89
General Administration (other)	681,971.00			Special District Taxes	
JUDICIARY				Bank Corp. Taxes	
Municipal Courts	68,662.00	Sale of Acquired Property		Added and Omitted Taxes	47,836.00
PUBLIC SAFETY		Other Miscellaneous Revenues	431,012.00	Total Taxes Levied - ABSTRACT	12,743,744.89
Fire Protection	167,820.00			Total Taxes Billed	12,777,674.00
Police Protection	1,688,382.00	Prior Years Surplus Appropriated	696,663.00	1993 TAXES COLLECTED	12,208,819.00
Civil Defense & Disaster Control		REVENUES TOTAL	15,330,063.00	1993 Taxes Cancelled, Abated or Adjusted	157,230.00
Environmental Inspection & Control	41,738.00	Reserve For Uncollected Taxes	697,493.00	Transfer to Tax Title Liens or Foreclosed	44,502.00
Other Public Safety		CAPITAL OUTLAY TOTAL	348,185.00	Balance Outstanding Dec. 31, 1993	367,123.00
PUBLIC WORKS				PRIOR YEARS TAXES OUTSTANDING	
Streets and Drainage	600,844.00	Public Enterprises		Balance January 1, 1993	317,044.00
Sewers and Sewage Processing	23,230.00	Recreation-Culture	78,453.00	Collected in 1993	292,300.00
Gorbage and Trash Disposal	786,740.00	Public Works	16,460.00	Cancelled, Abated or Adjusted 1993	
Public Buildings and Grounds	71,608.00	Buildings and Grounds	253,272.00	Transfers to Tax Title Liens or Foreclosed	
Other Public Works	856,372.00	Library and Education		Balance December 31, 1993	24,744.00
HEALTH and WELFARE		Conservation		TAX TITLE LIENS OUTSTANDING	
Health Services Except Environmental	48,467.00	All Other		Balance January 1, 1993	124,238.00
Welfare-Public Assistance	8,048.00			Transfer From Taxes	44,502.00
Hospital, Clinics, First Aid		CAPITAL DEBT AUTHORIZED, DECEMBER 31, 1993		Redeemed In 1993	
Animal, Insect, & Rodent Control	2,092.00	ISSUED AND UNISSUED		Cancelled, Abated or Adjusted (1993)	
Other Welfare Services		School	575,000	Transfer to Foreclosed Property	
RECREATION and CONSERVATION		Self-Liquidating	4,960,727	Balance December 31, 1993	168,740.00
Beaches and Boardwalks	35,740.00	Other	5,535,727	PROPERTY ACQUIRED BY DEED OR FORECLOSURE	
Parks, Playgrounds, Shade Trees	49,801.00	Total	4,960,727	Balance January 1, 1993	13,455.00
Land Reclamation & Conservation	21,980.00			Transfers From Taxes or Liens	
Other Recreational Services		ISSUED AND OUTSTANDING		Sale For Cash (1993)	
EDUCATION (excluding schools)		School	575,000.00	Cancelled, Abated or Adjusted (1993)	
Libraries	239,701.00	Self-Liquidating	4,417,950.00	Balance December 31, 1993	13,455.00
Other Educational Services		Other	4,992,950.00	CURRENT FINANCES DECEMBER 31, 1993	
STATUTORY EXPENDITURES		Total	4,992,950.00	ASSETS	
Pensions & F. I. C. A.	190,464.00	EQUALIZED VALUATION BASIS		Cash Dec. 31, 1993	2,393,245.00
Employee Fringe Benefits	327,773.00	FOR NET DEBT COMPUTATION	631,077,587	Taxes Receivable	391,867.00
Other Statutory Expenditures	15,000.00	REAL PROPERTY VALUATIONS		Tax Title Liens	168,740.00
CETA And Other Public Employment Programs		Code Class # of Parcels % VAL'N	ASSESSED VALUATION	Foreclosed Property	13,455.00
MUNICIPAL FUNCTIONS TOTAL	6,122,078.00	1 Vacant Land 65 1.56	7,373,700.00	Emergencies & Other Deferred Charges	260,450.00
CAPITAL IMPROVEMENTS	44,450.00	2 Residential 2243 60.86	288,143,800.00	State and Federal Aid Receivable	13,166.00
DEBT SERVICE		3 Farm		Other Receivables	130,563.00
Principal Payments	340,000.00	4a Commercial 115 11.83	56,028,200.00	Total	3,371,486.00
Interest Payments	225,396.00	4b Industrial 80 13.92	65,894,200.00	LIABILITIES, RESERVES, AND SURPLUS	
		4c Apartments 24 11.83	55,990,600.00	Cash Liabilities	1,782,736.00
		Total 2527	473,630,500.00	Reserves for Receivables	704,625.00
DEFERRED CHARGES		Land Area 1.50 Sq. Miles		Surplus Dec. 31, 1993	884,125.00
SCHOOL, COUNTY, SPECIAL DISTRICT TAXES	8,196,554.89	Net Valuation Taxable-Municipal	482,190,843	Total	3,371,486.00
RESERVE FOR UNCOLLECTED TAXES	697,493.00	Net Valuation Taxable-County	605,841,693		
EXPENDITURES TOTAL	15,658,234.89	State Equalized Valuation	633,503,679		
		State Equalization Ratio	75.78		

Population 1990 5,721
 Population 1993 5,946
 S & P Rating
 Moody Rating A1

General Tax Rate Per \$100. 2.16
 State Equalized Tax Rate 2.23

LITTLE SILVER BORO. - MONMOUTH CO.

Form of Government:

Borough Council

Number of Members on Governing Body - 6

PER CAPITA:

Gross Debt 1,689.11
 Net Debt 882.77
 Debt Service 119.05
 Total Tax Levy 2,099.41
 Municipal Expenditures 898.07

PER CENT:

Gross Debt 1.80
 Net Debt .94
 Tax Levy Collected 97.10
 Tax Levy Cancelled, Abated or Adjusted

EXPENDITURES		REVENUES-REALIZED		1993 PROPERTY TAX	
GENERAL GOVERNMENT				STATE EQUALIZED TAX RATE	
Governing Body & Public Boards		1993 Property Taxes Collected	12,121,467.95	Local District School Taxes	.82 4,577,081.00
Municipal Clerk		1993 Payments in Lieu of Taxes		Regional & Consolidated School Tax	.42 2,367,569.19
Financial Administration	146,718.00	Delinquent Tax & Lien Collections	330,539.02	School Taxes in Municipal Budget	
Assessment of Taxes	178,905.00	Business Personalty Replacement Taxes	47,268.48	County Taxes	.45 * 2,540,880.78
Collection of Taxes	37,741.00	Taxes From Public Utilities	532,904.00	County Library Taxes	.02 104,234.63
Planning, Housing & Development	29,549.00	Other Miscellaneous Tax Revenues		Local Municipal Purpose Taxes	.50 2,810,175.11
Human Resources	45,895.00	State Aid Revenues	334,956.21	Veteran & Senior Citizen Taxes	
Elections	2,200.00	Federal Aid Revenues		Total Taxes for Rate Computation	2.21 12,428,540.70
General Administration (other)	376,577.00			Special District Taxes	
JUDICIARY		Sale of Acquired Property		Bank Corp. Taxes	
Municipal Courts	62,388.00	Other Miscellaneous Revenues	413,075.15	Added and Omitted Taxes	83,128.87
PUBLIC SAFETY		Total	13,780,210.81	Total Taxes Levied - ABSTRACT	12,483,069.57
Fire Protection	137,121.00	Prior Years Surplus Appropriated	950,000.00	Total Taxes Billed	12,483,069.59
Police Protection	873,555.00	REVENUES TOTAL	14,730,210.81	1993 TAXES COLLECTED	12,121,467.95
Civil Defense & Disaster Control	1,000.00	Reserve For Uncollected Taxes	861,881.00	1993 Taxes Cancelled, Abated or Adjusted	
Environmental Inspection & Control	7,500.00	CAPITAL OUTLAY	792,123.78	Transfer to Tax Title Liens or Foreclosed	
Other Public Safety		TOTAL		Balance Outstanding Dec. 31, 1993	361,601.64
PUBLIC WORKS				PRIOR YEARS TAXES OUTSTANDING	
Streets and Drainage	302,417.00	Public Enterprises	422,838.75	Balance January 1, 1993	449,952.10
Sewers and Sewage Processing	286,617.00	Recreation-Culture	180,034.70	Collected in 1993	330,539.02
Garbage and Trash Disposal	471,484.00	Public Works	189,250.33	Cancelled, Abated or Adjusted 1993	
Public Buildings and Grounds	63,000.00	Buildings and Grounds		Transfers to Tax Title Liens or Foreclosed	
Other Public Works	23,400.00	Library and Education		Balance December 31, 1993	119,413.08
HEALTH and WELFARE		Conservation		TAX TITLE LIENS OUTSTANDING	
Health Services Except Environmental	36,973.00	All Other		Balance January 1, 1993	2,194.93
Welfare-Public Assistance	2,725.00	CAPITAL DEBT AUTHORIZED, DECEMBER 31, 1993		Transfer From Taxes	
Hospital, Clinics, First Aid		ISSUED AND UNISSUED		Redeemed in 1993	
Animal, Insect, & Rodent Control		School	4,794,530	Cancelled, Abated or Adjusted (1993)	
Other Welfare Services		Self-Liquidating		Transfer to Foreclosed Property	
RECREATION and CONSERVATION		Other	5,248,930	Balance December 31, 1993	2,194.93
Beaches and Boardwalks		Total	10,043,461	PROPERTY ACQUIRED BY DEED OR FORECLOSURE	
Parks, Playgrounds, Shade Trees	4,590.00	ISSUED AND OUTSTANDING		Balance January 1, 1993	10,150.00
Land Reclamation & Conservation	1,350.00	School	3,049,530.80	Transfers From Taxes or Liens	
Other Recreational Services	21,826.00	Self-Liquidating		Sale For Cash (1993)	
EDUCATION (excluding schools)		Other	3,552,400.00	Cancelled, Abated or Adjusted (1993)	
Libraries	75,286.00	Total	6,601,930.80	Balance December 31, 1993	10,150.00
Other Educational Services		EQUALIZED VALUATION BASIS FOR NET DEBT COMPUTATION	558,676,829	CURRENT FINANCES DECEMBER 31, 1993	
STATUTORY EXPENDITURES		REAL PROPERTY VALUATIONS		ASSETS	
Pensions & F. I. C. A.	191,000.00	Code Class # of Parcels % VAL'N	ASSESSED VALUATION	Cash Dec. 31, 1993	4,229,139.83
Employee Fringe Benefits	334,170.00	1 Vacant Land 157 2.87	16,434,800.00	Taxes Receivable	481,014.72
Other Statutory Expenditures		2 Residential 2086 88.12	534,615,200.00	Tax Title Liens	2,194.93
CETA And Other Public Employment Programs		3 Farm 7 .09	520,800.00	Foreclosed Property	10,150.00
MUNICIPAL FUNCTIONS		4a Commercial 139 8.92	51,086,900.00	Emergencies & Other Deferred Charges	143,000.00
CAPITAL IMPROVEMENTS		4b Industrial		State and Federal Aid Receivable	
DEBT SERVICE		4c Apartments		Other Receivables	15,095.05
Principal Payments	474,366.61	Total 2389	572,657,700.00	Total	4,880,594.54
Interest Payments	233,511.50	Land Area 2.80 Sq. Miles		LIABILITIES, RESERVES, AND SURPLUS	
DEFERRED CHARGES		Net Valuation Taxable-Municipal	575,335,122	Cash Liabilities	2,042,567.89
SCHOOL, COUNTY, SPECIAL DISTRICT TAXES	9,589,765.59	Net Valuation Taxable-County	558,228,298	Reserves for Receivables	508,454.71
RESERVE FOR UNCOLLECTED TAXES	861,881.00	State Equalized Valuation	558,601,798	Surplus Dec. 31, 1993	2,329,571.94
EXPENDITURES		State Equalization Ratio	103.01	Total	4,880,594.54
TOTAL	14,929,711.70				

*Includes County Health Services Taxes, County Vocational School Taxes, or County Open Space Tax. See Table 13.

0710

Population 1990 26,609
 Population 1993 27,000
 S & P Rating
 Moody Rating

General Tax Rate Per \$100. 8.09
 State Equalized Tax Rate 2.17

LIVINGSTON TOWNSHIP - ESSEX COUNTY

Form of Government:

Council-Manager Plan E (OMCL 50)

Number of Members on Governing Body - 5

PER CAPITA:

Grass Debt 1,210.90
 Net Debt 836.28
 Debt Service 75.67
 Total Tax Levy 2,639.51
 Municipal Expenditures 861.87

PER CENT:

Grass Debt 1.03
 Net Debt .71
 Tax Levy Collected 97.42
 Tax Levy Cancelled, Abated or Adjusted .14

EXPENDITURES		REVENUES-REALIZED		1993 PROPERTY TAX	
GENERAL GOVERNMENT		1993 Property Taxes Collected 69,448,216.25		STATE EQUALIZED TAX RATE 1.30	
Governing Body & Public Boards		1993 Payments in Lieu of Taxes		Local District School Taxes 42,323,364.00	
Municipal Clerk		Delinquent Tax & Lien Collections 1,289,792.35		Regional & Consolidated School Tax	
Financial Administration 331,514.00		Business Personalty Replacement Taxes 406,901.40		School Taxes in Municipal Budget	
Assessment of Taxes 159,685.00		Taxes From Public Utilities 2,498,693.32		County Taxes .65	
Collection of Taxes 149,831.00		Other Miscellaneous Tax Revenues 69,474.46		County Library Taxes	
Planning, Housing & Development 115,330.00		State Aid Revenues 1,473,574.28		Local Municipal Purpose Taxes .23	
Human Resources 362,210.19		Federal Aid Revenues 49,220.00		Veteran & Senior Citizen Taxes	
Elections 10,000.00		Sale of Acquired Property		Total Taxes for Rate Computation 2.18	
General Administration (other) 2,293,560.00		Other Miscellaneous Revenues		Special District Taxes	
JUDICIARY		Other Miscellaneous Revenues		Bank Corp. Taxes	
Municipal Courts 450,907.00		Prior Years Surplus Appropriated		Added and Omitted Taxes	
PUBLIC SAFETY		REVENUES		Total Taxes Levied - ABSTRACT	
Fire Protection 300,869.00		Reserve For Uncollected Taxes		Total Taxes Billed	
Police Protection 3,506,885.92		CAPITAL OUTLAY TOTAL		1993 TAXES COLLECTED	
Civil Defense & Disaster Control 30,000.00		Public Enterprises 2,117,023.54		1993 Taxes Cancelled, Abated or Adjusted	
Environmental Inspection & Control 336,185.00		Recreation-Culture 21,888.19		Transfer to Tax Title Liens or Foreclosed	
Other Public Safety		Public Works 396,694.79		Balance Outstanding Dec. 31, 1993	
PUBLIC WORKS		Buildings and Grounds 352,290.89		PRIOR YEARS TAXES OUTSTANDING	
Streets and Drainage 1,074,335.00		Library and Education 15,844.76		Balance January 1, 1993	
Sewers and Sewage Processing 2,013,684.00		Conservation		Collected in 1993	
Garbage and Trash Disposal 2,652,153.00		All Other		Cancelled, Abated or Adjusted 1993	
Public Buildings and Grounds 306,154.00		CAPITAL DEBT AUTHORIZED, DECEMBER 31, 1993		Transfers to Tax Title Liens or Foreclosed	
Other Public Works		ISSUED AND UNISSUED		Balance December 31, 1993	
HEALTH and WELFARE		GROSS DEBT		TAX TITLE LIENS OUTSTANDING	
Health Services Except Environmental 412,168.00		NET DEBT		Balance January 1, 1993	
Welfare-Public Assistance 17,573.00		School 7,670,000		Transfer From Taxes	
Hospital, Clinics, First Aid 28,000.00		Self-Liquidating 4,096,307		Redeemed In 1993	
Animal, Insect, & Rodent Control		Other 20,928,023		Cancelled, Abated or Adjusted (1993)	
Other Welfare Services 2,500.00		Total 32,694,330		Transfer to Foreclosed Property	
RECREATION and CONSERVATION		ISSUED AND OUTSTANDING		Balance December 31, 1993	
Beaches and Boardwalks 912,192.00		School 7,670,000.00		PROPERTY ACQUIRED BY DEED OR	
Parks, Playgrounds, Shade Trees 6,595.00		Self-Liquidating 4,090,470.83		FORECLOSURE	
Land Reclamation & Conservation 82,861.00		Other 20,642,071.89		Balance January 1, 1993	
Other Recreational Services		Total 32,402,542.72		Transfers From Taxes or Liens	
EDUCATION (excluding schools)		EQUALIZED VALUATION BASIS		Sale For Cash (1993)	
Libraries 1,391,296.00		FOR NET DEBT COMPUTATION		Cancelled, Abated or Adjusted (1993)	
Other Educational Services		REAL PROPERTY VALUATIONS		Balance December 31, 1993	
STATUTORY EXPENDITURES		Code Class # of Parcels % VAL'N		CURRENT FINANCES DECEMBER 31, 1993	
Pensions & F. I. C. A. 888,994.00		ASSESSED VALUATION		ASSETS	
Employee Fringe Benefits 732,131.00		1 Vacant Land 375 3.32		Cash Dec. 31, 1993	
Other Statutory Expenditures		2 Residential 8854 73.22		Taxes Receivable	
CETA And Other Public Employment Programs		3 Farm 9 .01		Tax Title Liens	
MUNICIPAL FUNCTIONS TOTAL 18,567,613.11		4a Commercial 270 21.13		Foreclosed Property	
CAPITAL IMPROVEMENTS *MEMO* 307,318.75		4b Industrial 50 2.30		Emergencies & Other Deferred Charges	
DEBT SERVICE		4c Apartments		State and Federal Aid Receivable	
Principal Payments 1,350,436.00		Total 9558		Other Receivables	
Interest Payments 692,614.39		Land Area 14.00 Sq. Miles		Total	
DEFERRED CHARGES		Net Valuation Taxable-Municipal		LIABILITIES, RESERVES, AND SURPLUS	
SCHOOL, COUNTY, SPECIAL DISTRICT TAXES 63,429,723.46		Net Valuation Taxable-County		Cash Liabilities	
RESERVE FOR UNCOLLECTED TAXES 2,156,646.12		State Equalized Valuation		Reserves for Receivables	
EXPENDITURES TOTAL 86,700,110.59		State Equalization Rate 26.88		Surplus Dec. 31, 1993	
				Total	

Population 1990 **380**
 Population 1993 **354**
 S & P Rating
 Moody Rating

General Tax Rate Per \$100. **2.91**
 State Equalized Tax Rate **2.58**

LOCH ARBOUR VILLAGE - MONMOUTH CO.
Form of Government:
Village Board of Trustees
Number of Members on Governing Body - 5

PER CAPITA:
 Gross Debt **1,084.47**
 Net Debt **866.09**
 Debt Service
 Total Tax Levy **2,607.14**
 Municipal Expenditures **1,423.22**

PER CENT:
 Gross Debt **1.00**
 Net Debt **.83**
 Tax Levy Collected **96.17**
 Tax Levy Cancelled, Abated or Adjusted

EXPENDITURES		REVENUES-REALIZED		1993 PROPERTY TAX	
GENERAL GOVERNMENT				STATE EQUALIZED TAX RATE →	
Governing Body & Public Boards		1993 Property Taxes Collected	887,603.96	Local District School Taxes	
Municipal Clerk		1993 Payments in Lieu of Taxes		Regional & Consolidated School Tax	1.44
Financial Administration	17,435.00	Delinquent Tax & Lien Collections	25,333.71	School Taxes in Municipal Budget	
Assessment of Taxes	2,000.00	Business Personalty Replacement Taxes	4,106.29	County Taxes	.49
Collection of Taxes	5,750.00	Taxes From Public Utilities	26,515.00	County Library Taxes	.02
Planning, Housing & Development	2,550.00	Other Miscellaneous Tax Revenues		Local Municipal Purpose Taxes	.63
Human Resources		State Aid Revenues	16,438.00	Veteran & Senior Citizen Taxes	
Elections		Federal Aid Revenues		Total Taxes for Rate Computation	2.58
General Administration (other)	66,750.00			Special District Taxes	
JUDICIARY		Sale of Acquired Property		Bank Corp. Taxes	
Municipal Courts	6,500.00	Other Miscellaneous Revenues	145,506.09	Added and Omitted Taxes	
PUBLIC SAFETY		Total	1,105,502.95	Total Taxes Levied - ABSTRACT	1,135.96
Fire Protection	16,221.83	Prior Years Surplus Appropriated	123,400.00	Total Taxes Billed	922,927.57
Police Protection	154,450.00	REVENUES	1,228,902.95	1993 TAXES COLLECTED	887,603.86
Civil Defense & Disaster Control	1,000.00	Reserve For Uncollected Taxes	43,409.02	1993 Taxes Cancelled, Abated or Adjusted	
Environmental Inspection & Control	80.00	CAPITAL OUTLAY	324,596.02	Transfer to Tax Title Liens or Foreclosed	
Other Public Safety		TOTAL	324,596.02	Balance Outstanding Dec. 31, 1993	35,323.71
PUBLIC WORKS				PRIOR YEARS TAXES OUTSTANDING	
Streets and Drainage	15,500.00	Public Enterprises		Balance January 1, 1993	30,407.89
Sewers and Sewage Processing	48,600.00	Recreation-Culture		Collected in 1993	25,333.71
Gorbage and Trash Disposal	44,740.00	Public Works		Cancelled, Abated or Adjusted 1993	
Public Buildings and Grounds	5,534.15	Buildings and Grounds	324,596.02	Transfers to Tax Title Liens or Foreclosed	
Other Public Works		Library and Education		Balance December 31, 1993	5,074.18
HEALTH and WELFARE		Conservation		TAX TITLE LIENS OUTSTANDING	
Health Services Except Environmental	1,180.00	All Other		Balance January 1, 1993	
Welfare-Public Assistance	500.00			Transfer From Taxes	
Hospital, Clinics, First Aid		CAPITAL DEBT AUTHORIZED, DECEMBER 31, 1993		Redeemed In 1993	
Animal, Insect, & Rodent Control	415.00	ISSUED AND UNISSUED		Cancelled, Abated or Adjusted (1993)	
Other Welfare Services		SCHOOL	77,304	Transfer to Foreclosed Property	
RECREATION and CONSERVATION		Self-Liquidating		Balance December 31, 1993	
Beaches and Boardwalks	59,300.00	Other	306,596	PROPERTY ACQUIRED BY DEED OR FORECLOSURE	
Parks, Playgrounds, Shade Trees		Total	383,900	Balance January 1, 1993	
Land Reclamation & Conservation	1,155.00			Transfers From Taxes or Liens	
Other Recreational Services		ISSUED AND OUTSTANDING		Sale For Cash (1993)	
EDUCATION (excluding schools)		SCHOOL	77,304.96	Cancelled, Abated or Adjusted (1993)	
Libraries		Self-Liquidating		Balance December 31, 1993	
Other Educational Services		Other	306,596.00	CURRENT FINANCES DECEMBER 31, 1993	
STATUTORY EXPENDITURES		Total	383,900.96	ASSETS	
Pensions & F. I. C. A.	8,250.00	EQUALIZED VALUATION BASIS FOR NET DEBT COMPUTATION	38,525,280	Cash Dec. 31, 1993	202,929.44
Employee Fringe Benefits		REAL PROPERTY VALUATIONS		Taxes Receivable	40,397.89
Other Statutory Expenditures		Code Class # of Parcels % VAL'N	ASSESSED VALUATION	Tax Title Liens	
CETA And Other Public Employment Programs	457,910.98	1 Vacant Land 5 1.78	563,200.00	Foreclosed Property	
MUNICIPAL FUNCTIONS		2 Residential 136 91.52	28,940,100.00	Emergencies & Other Deferred Charges	12,300.00
CAPITAL IMPROVEMENTS	5,000.00	3 Farm 6 6.18	1,953,700.00	State and Federal Aid Receivable	
DEBT SERVICE		4a Commercial 1 .52	165,000.00	Other Receivables	
Principal Payments		4b Industrial 148	31,622,000.00	Total	38,742.14
Interest Payments		Total		LIABILITIES, RESERVES, AND SURPLUS	
DEFERRED CHARGES	2,500.00	Land Area .10 Sq. Miles		Cash Liabilities	85,097.34
SCHOOL, COUNTY, SPECIAL DISTRICT TAXES	696,576.61	Net Valuation Taxable-Municipal	31,696,780	Reserves for Receivables	79,140.03
RESERVE FOR UNCOLLECTED TAXES	43,409.02	Net Valuation Taxable-County	38,146,267	Surplus Dec. 31, 1993	130,132.10
EXPENDITURES	1,200,396.61	State Equalized Valuation	35,717,251	Total	294,369.47
		State Equalization Ratio	88.72		

Population 1990 22,355
 Population 1993 22,658
 S & P Rating
 Moody Rating 3AA1

General Tax Rate Per \$100. 2.74
 State Equalized Tax Rate 2.18

LODI BOROUGH - BERGEN COUNTY

Form of Government:

Mayor-Council Plan B (OMCL 50)

Number of Members on Governing Body - 7

PER CAPITA:

Gross Debt 737.55
 Net Debt 656.61
 Debt Service 74.42
 Total Tax Levy 1,139.47
 Municipal Expenditures 705.92

PER CENT:

Gross Debt 1.39
 Net Debt 1.23
 Tax Levy Collected 92.91
 Tax Levy Cancelled, Abated or Adjusted 2.06

EXPENDITURES		REVENUES-REALIZED		1993 PROPERTY TAX	
GENERAL GOVERNMENT				STATE EQUALIZED TAX RATE 1.27	
Governing Body & Public Boards	38,500.00	1993 Property Taxes Collected 24,043,956.42		Local District School Taxes 15,016,778.00	
Municipal Clerk	125,403.00	1993 Payments in Lieu of Taxes		Regional & Consolidated School Tax	
Financial Administration	195,980.98	Delinquent Tax & Lien Collections 1,112,972.50		School Taxes in Municipal Budget	
Assessment of Taxes	479,733.00	Business Personality Replacement Taxes 363,124.72		County Taxes .27 3,207,644.78	
Collection of Taxes	118,480.00	Taxes From Public Utilities 811,180.90		County Library Taxes	
Planning, Housing & Development	67,400.00	Other Miscellaneous Tax Revenues		Local Municipal Purpose Taxes .64 7,566,469.92	
Human Resources	148,078.00	State Aid Revenues 2,554,043.43		Veteran & Senior Citizen Taxes 333,950.00	
Elections	9,000.00	Federal Aid Revenues		Total Taxes for Rate Computation 2.18 26,124,842.70	
General Administration (other)	1,426,150.00	Sale of Acquired Property		Special District Taxes	
JUDICIARY	166,918.98	Other Miscellaneous Revenues		Bank Corp. Taxes	
Municipal Courts	211,695.25	Total 3,781,691.99		Added and Omitted Taxes 27,322.09	
PUBLIC SAFETY	2,525,075.30	Prior Years Surplus Appropriated		Total Taxes Levied - ABSTRACT 25,818,214.79	
Fire Protection	2,000.00	REVENUES TOTAL 32,666,974.96		Total Taxes Billed 25,879,383.20	
Police Protection	158,900.00	Reserve For Uncollected Taxes 1,535,999.69		1993 TAXES COLLECTED 24,043,956.42	
Civil Defense & Disaster Control		CAPITAL OUTLAY TOTAL 1,580,178.19		1993 Taxes Cancelled, Abated or Adjusted 533,343.01	
Environmental Inspection & Control		Public Enterprises		Transfer to Tax Title Liens or Foreclosed 26,108.14	
Other Public Safety		Recreation-Culture		Balance Outstanding Dec. 31, 1993 1,275,975.63	
PUBLIC WORKS	158,000.00	Public Works		PRIOR YEARS TAXES OUTSTANDING	
Streets and Drainage	1,480,026.00	Buildings and Grounds		Balance January 1, 1993 1,112,972.50	
Sewers and Sewage Processing	1,513,760.00	Library and Education		Collected in 1993 1,112,972.50	
Garbage and Trash Disposal	19,000.00	Conservation		Cancelled, Abated or Adjusted 1993	
Public Buildings and Grounds	1,248,615.48	All Other		Transfers to Tax Title Liens or Foreclosed	
Other Public Works		CAPITAL DEBT AUTHORIZED, DECEMBER 31, 1993		Balance December 31, 1993	
HEALTH and WELFARE	61,450.00	ISSUED AND UNISSUED GROSS DEBT NET DEBT		TAX TITLE LIENS OUTSTANDING	
Health Services Except Environmental	62,523.97	School 1,072,000		Balance January 1, 1993 118,816.11	
Welfare-Public Assistance	37,274.50	Self-Liquidating 762,000		Transfer From Taxes	
Hospital, Clinics, First Aid		Other 14,877,500		Redeemed in 1993	
Animal, Insect, & Rodent Control		Total 16,711,500		Cancelled, Abated or Adjusted (1993)	
Other Welfare Services		ISSUED AND OUTSTANDING		Transfer to Foreclosed Property	
RECREATION and CONSERVATION	5,000.00	School 1,072,000.00		Balance December 31, 1993 144,924.25	
Beaches and Boardwalks		Self-Liquidating 762,000.00		PROPERTY ACQUIRED BY DEED OR	
Parks, Playgrounds, Shade Trees		Other 13,838,300.00		FORECLOSURE	
Land Reclamation & Conservation	193,502.00	Total 15,672,300.00		Balance January 1, 1993 18,247.50	
Other Recreational Services		EQUALIZED VALUATION BASIS		Transfers From Taxes or Liens	
EDUCATION (excluding schools)	500,000.00	FOR NET DEBT COMPUTATION 1,204,952,639		Sale For Cash (1993)	
Libraries		REAL PROPERTY VALUATIONS		Cancelled, Abated or Adjusted (1993)	
Other Educational Services		Code Class # of Parcels % VAL'N ASSESSED VALUATION		Balance December 31, 1993 18,247.50	
STATUTORY EXPENDITURES	604,900.00	1 Vocont Land 144 1.27 11,948,900.00		CURRENT FINANCES DECEMBER 31, 1993	
Pensions & F. I. C. A.	1,140,000.00	2 Residential 4338 65.61 618,139,500.00		ASSETS	
Employee Fringe Benefits	15,000.00	3 Farm 295 14.61 137,686,700.00		Cash Dec. 31, 1993 2,827,331.56	
Other Statutory Expenditures		4a Commercial 115 10.40 98,011,200.00		Taxes Receivable 1,275,975.63	
CETA And Other Public Employment Programs	12,669,363.46	4c Apartments 85 8.10 76,312,400.00		Tax Title Liens 144,924.25	
MUNICIPAL FUNCTIONS TOTAL *MEMO*	50,000.00	Total 4977 942,098,700.00		Foreclosed Property 18,247.50	
CAPITAL IMPROVEMENTS		Land Area 2.20 Sq. Miles		Emergencies & Other Deferred Charges 694,407.15	
DEBT SERVICE	735,000.00	Net Valuation Taxable-Municipal 946,142,651		State and Federal Aid Receivable 305,022.64	
Principal Payments	951,295.81	Net Valuation Taxable-County 1,185,518,817		Other Receivables 1,716,907.38	
Interest Payments		State Equalized Valuation 1,186,990,586		Total 6,982,816.11	
DEFERRED CHARGES	103,000.00	State Equalization Ratio 79.64		LIABILITIES, RESERVES, AND SURPLUS	
SCHOOL, COUNTY, SPECIAL DISTRICT TAXES	18,224,422.78			Cash Liabilities 2,146,375.50	
RESERVE FOR UNCOLLECTED TAXES	1,535,999.69			Reserves for Receivables 3,156,054.76	
EXPENDITURES TOTAL	34,219,031.74			Surplus Dec. 31, 1993 1,680,385.85	
				Total 6,982,816.11	

0809

Population 1990 5,147
 Population 1993 5,480
 S & P Rating
 Moody Rating A

General Tax Rate Per \$100.

1.94

State Equalized Tax Rate

1.58

LOGAN TWP. - GLOUCESTER CO.

Form of Government:

Small Municipality Plan C (OMCL 50)

Number of Members on Governing Body - 5

PER CAPITA:

Gross Debt 3,135.49

Net Debt 973.56

Debt Service 71.95

Total Tax Levy 1,395.94

Municipal Expenditures 812.74

PER CENT:

Gross Debt 4.15

Net Debt 1.29

Tax Levy Collected 95.67

Tax Levy Cancelled, Abated

or Adjusted .63

EXPENDITURES		REVENUES-REALIZED		1993 PROPERTY TAX	
GENERAL GOVERNMENT				STATE EQUALIZED TAX RATE	
Governing Body & Public Boards	31,425.00	1993 Property Taxes Collected	7,345,259.01	Local District School Taxes	4,729,647.00
Municipal Clerk	46,000.00	1993 Payments in Lieu of Taxes		Regional & Consolidated School Tax	
Financial Administration	76,400.75	Delinquent Tax & Lien Collections	255,557.15	School Taxes in Municipal Budget	
Assessment of Taxes	94,550.00	Business Personalty Replacement Taxes	66,567.52	County Taxes	2,690,599.67
Collection of Taxes	37,080.00	Taxes From Public Utilities	570,251.00	County Library Taxes	126,093.70
Planning, Housing & Development	50,170.00	Other Miscellaneous Tax Revenues	1,069,378.17	Local Municipal Purpose Taxes	
Human Resources	66,157.50	State Aid Revenues	278,173.50	Veteran & Senior Citizen Taxes	27,850.00
Elections	2,500.00	Federal Aid Revenues		Total Taxes for Rate Computation	7,574,190.37
General Administration (other)	436,625.00			Special District Taxes	
JUDICIARY				Bank Corp. Taxes	
Municipal Courts	64,775.00	Sale of Acquired Property		Added and Omitted Taxes	103,390.79
PUBLIC SAFETY		Other Miscellaneous Revenues	1,544,106.75	Total Taxes Levied - ABSTRACT	7,649,731.16
Fire Protection	188,257.00	Total	11,129,273.10	Total Taxes Billed	7,677,702.10
Police Protection	694,764.00	Prior Years Surplus Appropriated	1,800,000.00	1993 TAXES COLLECTED	7,345,259.01
Civil Defense & Disaster Control	6,230.00	REVENUES	12,929,273.10	1993 Taxes Cancelled, Abated or Adjusted	48,724.67
Environmental Inspection & Control	165,000.00	Reserve For Uncollected Taxes	596,405.00	Transfer to Tax Title Liens or Foreclosed	74,614.34
Other Public Safety		CAPITAL OUTLAY	TOTAL	Balance Outstanding Dec. 31, 1993	209,104.08
PUBLIC WORKS				PRIOR YEARS TAXES OUTSTANDING	
Streets and Drainage	339,741.39	Public Enterprises		Balance January 1, 1993	230,448.49
Sewers and Sewage Processing		Recreation-Culture		Collected in 1993	187,558.68
Garbage and Trash Disposal	385,000.00	Public Works	61,821.39	Cancelled, Abated or Adjusted 1993	26,599
Public Buildings and Grounds	173,500.00	Buildings and Grounds	2,277,199.67	Transfers to Tax Title Liens or Foreclosed	3,526.28
Other Public Works	10,000.00	Library and Education		Balance December 31, 1993	39,336.94
HEALTH and WELFARE		Conservation		TAX TITLE LIENS OUTSTANDING	
Health Services Except Environmental	9,995.00	All Other		Balance January 1, 1993	363,947.24
Welfare-Public Assistance	7,350.00			Transfer From Taxes	78,565.00
Hospital, Clinics, First Aid		CAPITAL DEBT AUTHORIZED, DECEMBER 31, 1993		Redeemed In 1993	67,998.47
Animal, Insect, & Rodent Control	500.00	ISSUED AND UNISSUED		Cancelled, Abated or Adjusted (1993)	3,958.87
Other Welfare Services		GROSS DEBT		Transfer to Foreclosed Property	
RECREATION and CONSERVATION		School	11,820,000	Balance December 31, 1993	370,554.90
Beaches and Boardwalks		Self-Liquidating	5,362,490	PROPERTY ACQUIRED BY DEED OR	
Parks, Playgrounds, Shade Trees	65,000.00	Other	5,362,490	FORECLOSURE	
Land Reclamation & Conservation	77,528.50	Total	17,182,490	Balance January 1, 1993	40,255.00
Other Recreational Services	3,000.00	ISSUED AND OUTSTANDING		Transfers From Taxes or Liens	
EDUCATION (excluding schools)		School	11,820,000.00	Sale For Cash (1993)	
Libraries		Self-Liquidating	6,260,000.00	Cancelled, Abated or Adjusted (1993)	
Other Educational Services	29,500.00	Other	16,080,000.00	Balance December 31, 1993	40,255.00
STATUTORY EXPENDITURES		Total		CURRENT FINANCES DECEMBER 31, 1993	
Pensions & F. I. C. A.	183,047.59	EQUALIZED VALUATION BASIS		ASSETS	
Employee Fringe Benefits	160,000.00	FOR NET DEBT COMPUTATION	414,337.669	Cash Dec. 31, 1993	3,493,359.67
Other Statutory Expenditures	2,000.00	REAL PROPERTY VALUATIONS		Taxes Receivable	248,441.02
CETA And Other Public Employment Programs		Code Class # of Parcels % VAL'N		Tax Title Liens	370,554.90
MUNICIPAL FUNCTIONS		1 Vacant Land 640 4.96	19,237,900.00	Foreclosed Property	40,255.00
CAPITAL IMPROVEMENTS		2 Residential 1632 36.73	142,508,100.00	Emergencies & Other Deferred Charges	13,000.00
DEBT SERVICE		3 Farm 255 2.18	8,461,200.00	State and Federal Aid Receivable	35,804.37
Principal Payments	135,000.00	4a Commercial 108 43.32	173,004,400.00	Other Receivables	317,554.16
Interest Payments	259,305.00	4b Industrial 10 12.31	67,767,190.00	Total	4,518,969.12
		4c Apartments		LIABILITIES, RESERVES, AND SURPLUS	
		Total	2695	Cash Liabilities	807,873.60
DEFERRED CHARGES		Land Area 23.42 Sq. Miles		Reserves for Receivables	976,805.08
SCHOOL, COUNTY, SPECIAL DISTRICT TAXES	7,546,340.37	Net Valuation Taxable-Municipal	390,428,418	Surplus Dec. 31, 1993	2,734,290.44
RESERVE FOR UNCOLLECTED TAXES	596,405.00	Net Valuation Taxable-County	437,107,823		
EXPENDITURES	TOTAL	State Equalized Valuation	478,147,016		
	12,000,164.87	State Equalization Ratio	31.56		

Population 1990 3,407
 Population 1993 3,269
 S & P Rating AAA
 Moody Rating BAA1

General Tax Rate Per \$100.

1.10

State Equalized Tax Rate

1.12

LONG BEACH TWP. - OCEAN CO.

Form of Government:

Commission (1911)

Number of Members on Governing Body - 3

PER CAPITA:

Gross Debt 5,254.96

Net Debt 4,800.92

Debt Service 232.64

Total Tax Levy 7,501.11

Municipal Expenditures 3,265.18

PER CENT:

Gross Debt .77

Net Debt .70

Tax Levy Collected 97.91

Tax Levy Cancelled, Abated
or Adjusted

EXPENDITURES		REVENUES-REALIZED		1993 PROPERTY TAX	
GENERAL GOVERNMENT				STATE EQUALIZED TAX RATE	
Governing Body & Public Boards		1993 Property Taxes Collected	23,982,997.76	Local District School Taxes	
Municipal Clerk	150,228.06	1993 Payments in Lieu of Taxes		Regional & Consolidated School Tax	.26 5,774,783.15
Financial Administration	66,784.69	Delinquent Tax & Lien Collections	788,631.94	School Taxes in Municipal Budget	.10 2,260,615.74
Assessment of Taxes	124,174.58	Business Personalty Replacement Taxes	26,800.40	County Taxes	.43 9,399,718.98
Collection of Taxes	130,848.53	Taxes From Public Utilities	708,038.00	County Library Taxes	.04 819,950.68
Planning, Housing & Development	84,355.80	Other Miscellaneous Tax Revenues		Local Municipal Purpose Taxes	.28 6,208,400.00
Human Resources	102,112.00	State Aid Revenues	262,863.66	Veteran & Senior Citizen Taxes	70,700.00
Elections	5,500.00	Federal Aid Revenues	112,337.62	Total Taxes for Rate Computation	1.11 24,534,168.55
General Administration (other)	415,594.96			Special District Taxes	
JUDICIARY		Sale of Acquired Property		Bank Corp. Taxes	
Municipal Courts	95,440.77	Other Miscellaneous Revenues	1,705,803.92	Added and Omitted Taxes	57,672.78
PUBLIC SAFETY		Total	27,587,473.30	Total Taxes Levied - ABSTRACT	24,521,141.33
Fire Protection	139,883.06	Prior Years Surplus Appropriated	1,512,000.00	Total Taxes Billed	24,521,141.33
Police Protection	2,154,830.00	REVENUES TOTAL	29,099,473.30	1993 TAXES COLLECTED	23,982,997.76
Civil Defense & Disaster Control	120,137.62	Reserve For Uncollected Taxes	884,105.47	1993 Taxes Cancelled, Abated or Adjusted	
Environmental Inspection & Control	74,616.04			Transfer to Tax Title Liens or Foreclosed	
Other Public Safety		CAPITAL OUTLAY TOTAL	1,706,057.93	Balance Outstanding Dec. 31, 1993	538,143.57
PUBLIC WORKS				PRIOR YEARS TAXES OUTSTANDING	
Streets and Drainage	210,000.00	Public Enterprises	142,424.77	Balance January 1, 1993	541,566.84
Sewers and Sewage Processing		Recreation-Culture		Collected in 1993	539,016.84
Garbage and Trash Disposal	1,683,526.42	Public Works	74,619.97	Cancelled, Abated or Adjusted 1993	
Public Buildings and Grounds		Buildings and Grounds	1,489,013.19	Transfers to Tax Title Liens or Foreclosed	
Other Public Works	969,433.90	Library and Education		Balance December 31, 1993	2,550.00
HEALTH and WELFARE		Conservation		TAX TITLE LIENS OUTSTANDING	
Health Services Except Environmental	320,884.00	All Other		Balance January 1, 1993	313,709.26
Welfare-Public Assistance	5,400.00			Transfer From Taxes	
Hospital, Clinics, First Aid	5,000.00	CAPITAL DEBT AUTHORIZED, DECEMBER 31, 1993		Redeemed In 1993	249,615.10
Animal, Insect, & Rodent Control	22,550.00	ISSUED AND UNISSUED		Cancelled, Abated or Adjusted (1993)	
Other Welfare Services		School	494,345	Transfer to Foreclosed Property	
RECREATION and CONSERVATION		Self-Liquidating	7,389,650	Balance December 31, 1993	64,094.16
Beaches and Boardwalks	713,774.03	Other	9,294,473	PROPERTY ACQUIRED BY DEED OR	
Parks, Playgrounds, Shode Trees		Total	17,178,469	FORECLOSURE	
Land Reclamation & Conservation	7,913.23	ISSUED AND OUTSTANDING		Balance January 1, 1993	5,400.00
Other Recreational Services	5,000.00	School	494,345.38	Transfers From Taxes or Liens	
EDUCATION (excluding schools)		Self-Liquidating	7,294,000.00	Sale For Cash (1993)	
Libraries		Other	7,964,500.00	Cancelled, Abated or Adjusted (1993)	
Other Educational Services	750.00	Total	15,752,845.38	Balance December 31, 1993	5,400.00
STATUTORY EXPENDITURES		EQUALIZED VALUATION BASIS		CURRENT FINANCES DECEMBER 31, 1993	
Pensions & F. I. C. A.	623,200.00	FOR NET DEBT COMPUTATION	2,226,312.668	ASSETS	
Employee Fringe Benefits	726,734.59	REAL PROPERTY VALUATIONS		Cash Dec. 31, 1993	4,823,839.84
Other Statutory Expenditures	12,000.00	Code Class # of Parcels % VAL'N	ASSESSED VALUATION	Taxes Receivable	540,693.57
CETA And Other Public Employment Programs		1 Vacant Land 1260 5.39	119,682,200.00	Tax Title Liens	64,094.16
MUNICIPAL FUNCTIONS		2 Residential 7296 90.91	2,018,530,500.00	Foreclosed Property	5,400.00
CAPITAL IMPROVEMENTS		3 Farm		Emergencies & Other Deferred Charges	20,000.00
DEBT SERVICE		4a Commercial 192 3.48	77,272,094.00	State and Federal Aid Receivable	
Principal Payments	310,000.00	4b Industrial		Other Receivables	274,587.94
Interest Payments	450,503.50	4c Apartments 16 .22	6,794,000.00	Total	5,728,615.51
DEFERRED CHARGES		Total 8764	2,220,278,794.00	LIABILITIES, RESERVES, AND SURPLUS	
SCHOOL, COUNTY, SPECIAL DISTRICT TAXES	58,575.48	Land Area 4.30 Sq. Miles		Cash Liabilities	3,218,367.54
RESERVE FOR UNCOLLECTED TAXES	18,255,068.55	Net Valuation Taxable-Municipal	2,225,229,947	Reserves for Receivables	884,775.67
EXPENDITURES	884,106.47	Net Valuation Taxable-County	2,189,109,730	Surplus Dec. 31, 1993	1,625,472.30
TOTAL	28,923,926.23	State Equalized Valuation	2,191,125,625	Total	5,728,615.51
		State Equalization Ratio	101.56		

Population 1990 28,658
 Population 1993 28,224
 S & P Rating
 Moody Rating

General Tax Rate Per \$100. 2.75
 State Equalized Tax Rate 2.67

LONG BRANCH CITY - MONMOUTH CO.

Form of Government:

Mayor-Council Plan A (OMCL 50)

Number of Members on Governing Body - 5

PER CAPITA.

Gross Debt 445.00
 Net Debt 415.59
 Debt Service 75.04
 Total Tax Levy 1,306.70
 Municipal Expenditures 831.17

PER CENT

Gross Debt .89
 Net Debt .83
 Tax Levy Collected 93.02
 Tax Levy Cancelled, Abated or Adjusted .77

EXPENDITURES		REVENUES-REALIZED		1993 PROPERTY TAX	
GENERAL GOVERNMENT				STATE EQUALIZED TAX RATE 1.33	
Governing Body & Public Boards	12,893.50	1993 Property Taxes Collected 34,311,594.51		Local District School Taxes 1.33 18,308,644.00	
Municipal Clerk	114,072.00	1993 Payments in Lieu of Taxes		Regional & Consolidated School Tax	
Financial Administration	269,581.00	Delinquent Tax & Lien Collections 2,236,046.55		School Taxes in Municipal Budget	
Assessment of Taxes	146,095.00	Business Personalty Replacement Taxes 245,225.72		County Taxes .47 * 6,427,498.42	
Collection of Taxes	138,659.00	Taxes From Public Utilities 1,721,769.00		County Library Taxes	
Planning, Housing & Development	680,153.00	Other Miscellaneous Tax Revenues		Local Municipal Purpose Taxes .88 12,132,055.92	
Human Resources	1,435,979.00	State Aid Revenues 4,270,804.48		Veteran & Senior Citizen Taxes 133,450.00	
Elections		Federal Aid Revenues 67,007.50		Total Taxes for Rate Computation 2.68 37,001,648.34	
General Administration (other)	2,231,824.00	Sale of Acquired Property		Special District Taxes	
JUDICIARY		Other Miscellaneous Revenues		Bank Corp. Taxes	
Municipal Courts	359,919.46	Total 2,994,578.64		Added and Omitted Taxes 11,997.84	
PUBLIC SAFETY		Prior Years Surplus Appropriated 1,240,000.00		Total Taxes Levied - ABSTRACT 36,880,196.18	
Fire Protection	1,526,502.48	REVENUES TOTAL 47,087,026.40		Total Taxes Billed 36,887,255.13	
Police Protection	3,526,798.14	Reserve For Uncollected Taxes 2,765,119.79		1993 TAXES COLLECTED 34,311,594.51	
Civil Defense & Disaster Control	304,395.00	CAPITAL OUTLAY TOTAL 968,900.00		1993 Taxes Cancelled, Abated or Adjusted 284,398.03	
Environmental Inspection & Control		Public Enterprises		Transfer to Tax Title Liens or Foreclosed 240,071.46	
Other Public Safety		Recreation-Culture		Balance Outstanding Dec. 31, 1993 2,051,191.13	
PUBLIC WORKS		Public Works 537,552.00		PRIOR YEARS TAXES OUTSTANDING	
Streets and Drainage	949,427.74	Buildings and Grounds 431,348.00		Balance January 1, 1993 2,082,924.74	
Sewers and Sewage Processing	623,459.00	Library and Education		Collected in 1993 1,971,040.39	
Garbage and Trash Disposal	1,332,880.00	Conservation		Cancelled, Abated or Adjusted 1993 6,700.06	
Public Buildings and Grounds	524,693.65	All Other		Transfers to Tax Title Liens or Foreclosed 62,874.02	
Other Public Works	215,585.00	CAPITAL DEBT AUTHORIZED, DECEMBER 31, 1993		Balance December 31, 1993 42,310.27	
HEALTH and WELFARE		ISSUED AND UNISSUED GROSS DEBT NET DEBT		TAX TITLE LIENS OUTSTANDING	
Health Services Except Environmental	352,023.00	School 830,000		Balance January 1, 1993 792,609.75	
Welfare-Public Assistance	89,811.00	Self-Liquidating 11,729,735		Transfer From Taxes 312,627.79	
Hospital, Clinics, First Aid		Other 12,559,735		Redeemed in 1993 265,006.67	
Animal, Insect, & Rodent Control		ISSUED AND OUTSTANDING		Cancelled, Abated or Adjusted (1993)	
Other Welfare Services	75,356.00	School 830,000.00		Transfer to Foreclosed Property	
RECREATION and CONSERVATION		Self-Liquidating		Balance December 31, 1993 840,230.87	
Beaches and Boardwalks	158,327.00	Other		PROPERTY ACQUIRED BY DEED OR	
Parks, Playgrounds, Shade Trees	284,085.42	Total 9,020,849.70		FORECLOSURE	
Land Reclamation & Conservation	54,452.71	EQUALIZED VALUATION BASIS		Balance January 1, 1993 2,279,300.00	
Other Recreational Services	175,957.00	FOR NET DEBT COMPUTATION 1,413,552,703		Transfers From Taxes or Liens	
EDUCATION (excluding schools)		REAL PROPERTY VALUATIONS		Sale For Cash (1993)	
Libraries	472,706.00	Code Class # of Parcels % VAL'N ASSESSED VALUATION		Cancelled, Abated or Adjusted (1993)	
Other Educational Services		1 Vacant Land 523 2.53 33,651,400.00		Balance December 31, 1993 2,279,300.00	
STATUTORY EXPENDITURES		2 Residential 7553 76.47 1,015,989,100.00		CURRENT FINANCES DECEMBER 31, 1993	
Pensions & F. I. C. A.	1,014,311.01	3 Farm 4 .14 1,880,200.00		ASSETS	
Employee Fringe Benefits	1,418,096.00	4a Commercial 543 11.68 155,221,200.00		Cash Dec. 31, 1993 10,121,750.01	
Other Statutory Expenditures	15,000.00	4b Industrial 9 .47 6,208,000.00		Taxes Receivable 2,093,501.40	
CETA And Other Public Employment Programs		4c Apartments 163 8.71 115,706,800.00		Tax Title Liens 840,230.87	
MUNICIPAL FUNCTIONS		Total 8795 1,328,656,700.00		Foreclosed Property 2,279,300.00	
CAPITAL IMPROVEMENTS		Land Area 5.10 Sq. Miles		Emergencies & Other Deferred Charges 446,200.00	
DEBT SERVICE		Net Valuation Taxable-Municipal 1,339,457,069		State and Federal Aid Receivable	
Principal Payments	1,596,934.06	Net Valuation Taxable-County 1,420,724,571		Other Receivables 378,570.96	
Interest Payments	520,973.93	State Equalized Valuation 1,379,923,757		Total 16,159,553.24	
DEFERRED CHARGES		State Equalization Ratio 97.05		LIABILITIES, RESERVES, AND SURPLUS	
SCHOOL, COUNTY, SPECIAL DISTRICT TAXES	24,736,142.42			Cash Liabilities 7,512,510.19	
RESERVE FOR UNCOLLECTED TAXES	2,765,119.79			Reserves for Receivables 5,591,603.23	
EXPENDITURES TOTAL	48,195,212.31			Surplus Dec. 31, 1993 3,055,439.32	

*Includes County Health Services Taxes, County Vocational School Taxes, or County Open Space Tax See Table 13

0115

Population 1990 1,224
 Population 1993 1,150
 S & P Rating
 Moody Rating 3AA1

General Tax Rate Per \$100. 1.12
 State Equalized Tax Rate 1.17

LONGPORT BORO. - ATLANTIC CO.

Form of Government:

Commission (1911)

Number of Members on Governing Body - 3

PER CAPITA:

Gross Debt 3,686.22
 Net Debt 3,566.66
 Debt Service 601.11
 Total Tax Levy 5,165.56
 Municipal Expenditures 3,007.89

PER CENT:

Gross Debt .83
 Net Debt .80
 Tax Levy Collected 91.50
 Tax Levy Cancelled, Abated or Adjusted 3.23

EXPENDITURES		REVENUES-REALIZED		1993 PROPERTY TAX	
GENERAL GOVERNMENT				STATE EQUALIZED TAX RATE 1.13	
Governing Body & Public Boards		1993 Property Taxes Collected 5,435,700.98		Local District School Taxes	667,343.00
Municipal Clerk	31,775.00	1993 Payments in Lieu of Taxes		Regional & Consolidated School Tax	
Financial Administration	97,398.40	Delinquent Tax & Lien Collections 335,007.89		School Taxes in Municipal Budget	
Assessment of Taxes	17,800.00	Business Personalty Replacement Taxes 6,337.00		County Taxes	* 2,598,591.72
Collection of Taxes	56,700.00	Taxes From Public Utilities 144,228.00		County Library Taxes	176,209.80
Planning, Housing & Development	9,700.00	Other Miscellaneous Tax Revenues		Local Municipal Purpose Taxes	2,470,368.37
Human Resources	42,387.00	State Aid Revenues 43,179.00		Veteron & Senior Citizen Taxes	18,950.00
Elections		Federal Aid Revenues		Total Taxes for Rate Computation 1.18	5,931,462.89
General Administration (other)	200,273.23	Sale of Acquired Property		Special District Taxes	
JUDICIARY		Other Miscellaneous Revenues		Bank Corp. Taxes	
Municipal Courts	65,875.00	Total 506,626.74		Added and Omitted Taxes	27,886.13
PUBLIC SAFETY		Prior Years Surplus Appropriated 250,000.00		Total Taxes Levied - ABSTRACT	5,940,399.02
Fire Protection	26,934.00	REVENUES TOTAL 6,721,079.61		Total Taxes Billed	5,940,399.02
Police Protection	593,127.89	Reserve For Uncollected Taxes 399,956.02		1993 TAXES COLLECTED	5,435,700.98
Civil Defense & Disaster Control	1,250.00	CAPITAL OUTLAY TOTAL 345,927.33		1993 Taxes Cancelled, Abated or Adjusted	191,752.99
Environmental Inspection & Control	103,669.00	Public Enterprises 85,237.80		Transfer to Tax Title Liens or Foreclosed	
Other Public Safety		Recreation-Culture 253.82		Balance Outstanding Dec. 31, 1993	312,945.05
PUBLIC WORKS		Public Works 73,360.68		PRIOR YEARS TAXES OUTSTANDING	
Streets and Drainage	158,400.00	Buildings and Grounds 187,075.03		Balance January 1, 1993	337,924.04
Sewers and Sewage Processing		Library and Education		Collected in 1993	335,007.89
Garbage and Trash Disposal	136,060.00	All Other		Cancelled, Abated or Adjusted 1993	
Public Buildings and Grounds	67,724.00	CAPITAL DEBT AUTHORIZED, DECEMBER 31, 1993		Transfers to Tax Title Liens or Foreclosed	
Other Public Works		ISSUED AND UNISSUED GROSS DEBT NET DEBT		Balance December 31, 1993	2,916.15
HEALTH and WELFARE		School 137,500		TAX TITLE LIENS OUTSTANDING	
Health Services Except Environmental	1,050.00	Self-Liquidating 4,101,658		Balance January 1, 1993	
Welfare-Public Assistance	150.00	Other 4,239,158		Transfer From Taxes	
Hospital, Clinics, First Aid		Total 4,101,658		Redeemed in 1993	
Animal, Insect, & Rodent Control	630.00	ISSUED AND OUTSTANDING		Cancelled, Abated or Adjusted (1993)	
Other Welfare Services		School 137,500.00		Transfer to Foreclosed Property	
RECREATION and CONSERVATION		Self-Liquidating 3,997,775.00		Balance December 31, 1993	
Beaches and Boardwalks	152,090.00	Other 4,135,275.00		PROPERTY ACQUIRED BY DEED OR	
Parks, Playgrounds, Shode Trees	105,405.00	EQUALIZED VALUATION BASIS FOR NET DEBT COMPUTATION 509,864,386		FORECLOSURE	
Land Reclamation & Conservation	21,530.00	REAL PROPERTY VALUATIONS		Balance January 1, 1993	17,695.00
Other Recreational Services		Code Class # of Parcels % VALN ASSESSED VALUATION		Transfers From Taxes or Liens	
EDUCATION (excluding schools)		1 Vacant Land 81 4.66 24,549,850.00		Sale For Cash (1993)	
Libraries		2 Residential 1515 93.77 493,563,100.00		Cancelled, Abated or Adjusted (1993)	
Other Educational Services		3 Farm 9 1.35 7,080,200.00		Balance December 31, 1993	17,695.00
STATUTORY EXPENDITURES		4a Commercial 4 0.22 1,177,000.00		CURRENT FINANCES DECEMBER 31, 1993	
Pensions & F. I. C. A.	186,806.00	Total 1609 526,370,150.00		ASSETS	
Employee Fringe Benefits	245,710.77	Land Area 30 Sq. Miles		Cash Dec. 31, 1993	813,744.94
Other Statutory Expenditures		Net Valuation Taxable-Municipal 526,689,914		Taxes Receivable	315,861.20
CETA And Other Public Employment Programs		Net Valuation Taxable-County 524,411,342		Tax Title Liens	
MUNICIPAL FUNCTIONS TOTAL 2,322,445.29		State Equalized Valuation 502,725,176		Foreclosed Property	17,695.00
CAPITAL IMPROVEMENTS *ME 40* 145,000.00		State Equalization Ratio 104.77		Emergencies & Other Deferred Charges	144,538.76
DEBT SERVICE				State and Federal Aid Receivable	
Principal Payments 420,000.00				Other Receivables	19,310.95
Interest Payments 271,281.68				Total	1,311,150.85
DEFERRED CHARGES 45,390.57				LIABILITIES, RESERVES, AND SURPLUS	
SCHOOL, COUNTY, SPECIAL DISTRICT TAXES 3,442,144.52				Cash Liabilities	542,304.58
RESERVE FOR UNCOLLECTED TAXES 399,956.02				Reserves for Receivables	352,867.15
EXPENDITURES TOTAL 6,901,219.08				Surplus Dec. 31, 1993	415,979.12
				Total	1,311,150.85

Population 1990 5,052
 Population 1993 5,036
 S & P Rating
 Moody Rating

General Tax Rate Per \$100. 1.81
 State Equalized Tax Rate 1.87

LOPATCONG TOWNSHIP - WARREN CO.

Form of Government:

Small Municipality Plan C (OMCL 50)

Number of Members on Governing Body - 3

PER CAPITA:

Gross Debt 18.86
 Net Debt 18.86
 Debt Service 15.52
 Total Tax Levy 1,132.57
 Municipal Expenditures 608.42

PER CENT

Gross Debt .03
 Net Debt .03
 Tax Levy Collected 94.73
 Tax Levy Cancelled, Abated or Adjusted .48

EXPENDITURES		REVENUES-REALIZED		1993 PROPERTY TAX	
GENERAL GOVERNMENT				STATE EQUALIZED TAX RATE 1.00	
Governing Body & Public Boards		1993 Property Taxes Collected	5,408,400.23	Local District School Taxes	3,010,911.00
Municipal Clerk		1993 Payments in Lieu of Taxes		Regional & Consolidated School Tax	
Financial Administration	20,470.00	Delinquent Tax & Lien Collections	387,132.93	School Taxes in Municipal Budget	
Assessment of Taxes	27,230.00	Business Personalty Replacement Taxes	73,484.89	County Taxes	1,954,537.01
Collection of Taxes	22,950.00	Taxes From Public Utilities	935,556.00	County Library Taxes	168,444.55
Planning, Housing & Development	14,660.00	Other Miscellaneous Tax Revenues		Local Municipal Purpose Taxes	529,324.77
Human Resources	77,305.37	State Aid Revenues	251,541.65	Veteran & Senior Citizen Taxes	58,900.00
Elections	2,870.00	Federal Aid Revenues		Total Taxes for Rate Computation	5,722,117.33
General Administration (other)	351,452.00			Special District Taxes	
JUDICIARY		Sale of Acquired Property		Bank Corp. Taxes	
Municipal Courts	112,105.00	Other Miscellaneous Revenues	602,881.78	Added and Omitted Taxes	40,393.18
PUBLIC SAFETY		Total	7,658,997.48	Total Taxes Levied - ABSTRACT	5,703,610.51
Fire Protection	172,161.00	Prior Years Surplus Appropriated	825,000.00	Total Taxes Billed	5,709,492.39
Police Protection	654,817.30	REVENUES TOTAL	8,483,997.48	1993 TAXES COLLECTED	5,408,400.23
Civil Defense & Disaster Control	1,925.00	Reserve For Uncollected Taxes	607,475.94	1993 Taxes Cancelled, Abated or Adjusted	27,635.51
Environmental Inspection & Control	46,670.00			Transfer to Tax Title Liens or Foreclosed	18,443.90
Other Public Safety		CAPITAL OUTLAY TOTAL	72,571.88	Balance Outstanding Dec. 31, 1993	255,013.25
PUBLIC WORKS				PRIOR YEARS TAXES OUTSTANDING	
Streets and Drainage	364,238.00	Public Enterprises		Balance January 1, 1993	435,158.27
Sewers and Sewage Processing		Recreation-Culture		Collected in 1993	374,567.82
Garbage and Trash Disposal	10,000.00	Public Works	11,325.25	Cancelled, Abated or Adjusted 1993	22,215.34
Public Buildings and Grounds	44,135.00	Buildings and Grounds	61,246.63	Transfers to Tax Title Liens or Foreclosed	962.50
Other Public Works		Library and Education		Balance December 31, 1993	37,412.61
HEALTH and WELFARE		Conservation		TAX TITLE LIENS OUTSTANDING	
Health Services Except Environmental	2,000.00	All Other		Balance January 1, 1993	60,456.96
Welfare-Public Assistance	7,500.00			Transfer From Taxes	19,518.64
Hospital, Clinics, First Aid		CAPITAL DEBT AUTHORIZED, DECEMBER 31, 1993		Redeemed In 1993	12,565.11
Animal, Insect, & Rodent Control	3,500.00	ISSUED AND UNISSUED GROSS DEBT		Cancelled, Abated or Adjusted (1993)	
Other Welfare Services		School		Transfer to Foreclosed Property	
RECREATION and CONSERVATION		Self-Liquidating		Balance December 31, 1993	67,410.49
Beaches and Boardwalks		Other	95,000	PROPERTY ACQUIRED BY DEED OR FORECLOSURE	
Parks, Playgrounds, Shade Trees	8,265.00	Total	95,000	Balance January 1, 1993	110,105.00
Land Reclamation & Conservation	500.00	ISSUED AND OUTSTANDING		Transfers From Taxes or Liens	
Other Recreational Services	34,000.00	School		Sale For Cash (1993)	
EDUCATION (excluding schools)		Self-Liquidating		Cancelled, Abated or Adjusted (1993)	
Libraries		Other		Balance December 31, 1993	110,105.00
Other Educational Services		Total		CURRENT FINANCES DECEMBER 31, 1993	
STATUTORY EXPENDITURES		EQUALIZED VALUATION BASIS		ASSETS	
Pensions & F. I. C. A.	166,238.00	FOR NET DEBT COMPUTATION	294,053,418	Cash Dec. 31, 1993	2,486,062.45
Employee Fringe Benefits	198,659.75	REAL PROPERTY VALUATIONS		Taxes Receivable	292,425.86
Other Statutory Expenditures		Code Class # of Parcels % VAL'N		Tax Title Liens	67,410.49
CETA And Other Public Employment Programs		1 Vacant Land 310 5.44	16,960,850.00	Foreclosed Property	110,105.00
MUNICIPAL FUNCTIONS TOTAL	2,343,651.42	2 Residential 1436 61.61	192,027,161.00	Emergencies & Other Deferred Charges	30,860.00
CAPITAL IMPROVEMENTS *ME40*	30,979.00	3 Farm 96 2.29	7,140,560.00	State and Federal Aid Receivable	2,675.00
DEBT SERVICE		4a Commercial 106 22.51	70,155,454.00	Other Receivables	40,564.45
Principal Payments	75,125.01	4b Industrial 12 4.53	14,133,600.00	Total	3,030,103.25
Interest Payments	3,042.56	4c Apartments 2 3.62	11,288,400.00	LIABILITIES, RESERVES, AND SURPLUS	
		Total 1962	311,706,025.00	Cash Liabilities	655,580.06
DEFERRED CHARGES	34,639.65	Land Area 6.90 Sq. Miles		Reserves for Receivables	510,505.80
SCHOOL, COUNTY, SPECIAL DISTRICT TAXES	5,133,822.56	Net Valuation Taxable-Municipal	313,209,925	Surplus Dec. 31, 1993	1,864,017.39
RESERVE FOR UNCOLLECTED TAXES	607,475.94	Net Valuation Taxable-County	308,315,191	Total	3,030,103.25
EXPENDITURES TOTAL	8,197,877.14	State Equalized Valuation	302,552,794		
		State Equalization Ratio	103.54		

0505

Population 1990 20,320
 Population 1993 21,353
 S & P Rating AAA
 Moody Rating AAA

General Tax Rate Per \$100. 2.08
 State Equalized Tax Rate 2.04

LOWER TWP. - CAPE MAY CO.
 Form of Government
Council-Manager Plan E (OMCL 50)
 Number of Members on Governing Body - 5

PER CAPITA:
 Gross Debt 362.39
 Net Debt 331.94
 Debt Service 58.55
 Total Tax Levy 1,296.30
 Municipal Expenditures 655.16

PER CENT:
 Gross Debt .60
 Net Debt .55
 Tax Levy Collected 91.72
 Tax Levy Cancelled, Abated or Adjusted .51

EXPENDITURES		REVENUES-REALIZED		1993 PROPERTY TAX	
GENERAL GOVERNMENT				STATE EQUALIZED TAX RATE	
Governing Body & Public Boards	40,700.00	1993 Property Taxes Collected	25,384,362.19	Lacal District School Taxes	.59 7,591,769.50
Municipal Clerk	112,200.00	1993 Payments in Lieu of Taxes	16,212.91	Regional & Consolidated School Tax	.42 5,454,824.78
Financial Administration	195,500.00	Delinquent Tax & Lien Collections	2,544,377.69	School Taxes in Municipal Budget	
Assessment of Taxes	122,700.00	Business Personality Replacement Taxes	147,932.69	County Taxes	.40 * 5,106,301.46
Collection of Taxes	127,000.00	Taxes From Public Utilities	992,059.00	County Library Taxes	.02 318,513.65
Planning, Housing & Development	202,750.00	Other Miscellaneous Tax Revenues		Local Municipal Purpose Taxes	.60 7,798,081.84
Human Resources	218,800.03	State Aid Revenues	1,453,814.95	Veteran & Senior Citizen Taxes	
Elections	10,000.00	Federal Aid Revenues		Total Taxes for Rate Computation	2.03 26,683,291.23
General Administration (other)	1,051,650.00			Special District Taxes	1,111,257.85
JUDICIARY	223,000.00	Sale of Acquired Property	1,910.00	Bank Corp. Taxes	
Municipal Courts		Other Miscellaneous Revenues	1,540,656.71	Added and Omitted Taxes	256,524.74
PUBLIC SAFETY				Total Taxes Levied - ABSTRACT	27,637,273.82
Fire Protection	2,184,762.00			Total Taxes Billed	27,676,041.36
Police Protection	549,578.13	Prior Years Surplus Appropriated	100,000.00	1993 TAXES COLLECTED	25,384,362.19
Civil Defense & Disaster Control	6,500.00	REVENUES TOTAL	32,181,326.14	1993 Taxes Cancelled, Abated or Adjusted	141,231.70
Environmental Inspection & Control	280,000.00	Reserve For Uncollected Taxes	2,689,808.18	Transfer to Tax Title Liens or Foreclosed	106,617.13
Other Public Safety		CAPITAL OUTLAY TOTAL	1,441,627.80	Balance Outstanding Dec. 31, 1993	2,043,830.34
PUBLIC WORKS				PRIOR YEARS TAXES OUTSTANDING	
Streets and Drainage	592,000.00	Public Enterprises		Balance January 1, 1993	2,114,706.39
Sewers and Sewage Processing		Recreation-Culture	27,091.76	Collected in 1993	1,919,062.98
Gorbage and Trash Disposal	764,000.00	Public Works	807,463.11	Cancelled, Abated or Adjusted 1993	73,206.11
Public Buildings and Grounds	201,000.00	Buildings and Grounds	607,072.93	Transfers to Tax Title Liens or Foreclosed	23,139.24
Other Public Works	1,401,700.00	Library and Education		Balance December 31, 1993	99,298.06
HEALTH and WELFARE		Conservation		TAX TITLE LIENS OUTSTANDING	
Health Services Except Environmental	29,100.00	All Other		Balance January 1, 1993	899,292.18
Welfare-Public Assistance	17,250.00			Transfer From Taxes	130,156.81
Hospital, Clinics, First Aid		CAPITAL DEBT AUTHORIZED, DECEMBER 31, 1993		Redeemed In 1993	625,316.71
Animal, Insect, & Rodent Control	24,500.00	ISSUED AND UNISSUED		Cancelled, Abated or Adjusted (1993)	21,982.51
Other Welfare Services		School	650,121	Transfer to Foreclosed Property	13,719.43
RECREATION and CONSERVATION		Self-Liquidating		Balance December 31, 1993	368,432.34
Beaches and Boardwalks		Other	7,088,000	PROPERTY ACQUIRED BY DEED OR	
Parks, Playgrounds, Shade Trees	214,500.00	Total	7,738,121	FORECLOSURE	
Land Reclamation & Conservation	9,059.00	ISSUED AND OUTSTANDING		Balance January 1, 1993	392,680.57
Other Recreational Services	2,000.00	School	650,121.24	Transfers From Taxes or Liens	13,719.43
EDUCATION (excluding schools)		Self-Liquidating		Sale For Cash (1993)	1,910.00
Libraries		Other	6,129,000.00	Cancelled, Abated or Adjusted (1993)	1,990.00
Other Educational Services		Total	6,779,121.24	Balance December 31, 1993	402,500.00
STATUTORY EXPENDITURES		EQUALIZED VALUATION BASIS		CURRENT FINANCES DECEMBER 31, 1993	
Pensions & F. I. C. A.	352,000.00	FOR NET DEBT COMPUTATION	1,286,378,538	ASSETS	
Employee Fringe Benefits	973,750.00	REAL PROPERTY VALUATIONS		Cash Dec. 31, 1993	2,543,406.86
Other Statutory Expenditures	5,000.00	Code Class # of Parcels % VAL'N	ASSESSED VALUATION	Taxes Receivable	2,143,128.40
CETA And Other Public Employment Programs		1 Vacant Land 1629 5.82	73,020,000.00	Tax Title Liens	368,432.34
MUNICIPAL FUNCTIONS		2 Residential 12321 81.81	1,026,129,100.00	Foreclosed Property	402,500.00
CAPITAL IMPROVEMENTS		3 Farm 147 .42	5,277,500.00	Emergencies & Other Deferred Charges	103,000.00
DEBT SERVICE		4a Commercial 389 11.34	142,279,900.00	State and Federal Aid Receivable	109,568.76
Principal Payments	700,000.00	4b Industrial 5 .09	1,154,500.00	Other Receivables	176,642.89
Interest Payments	550,261.27	4c Apartments 3 .51	6,391,700.00	Total	5,846,679.25
		Total 14694	1,254,252,700.00	LIABILITIES, RESERVES, AND SURPLUS	
DEFERRED CHARGES		Land Area 29.81 Sq. Miles		Cash Liabilities	1,374,723.93
SCHOOL, COUNTY, SPECIAL DISTRICT TAXES	19,582,667.24	Net Valuation Taxable-Municipal	1,264,508,659	Reserves for Receivables	3,090,703.63
RESERVE FOR UNCOLLECTED TAXES	2,689,803.18	Net Valuation Taxable-County	1,288,598,557	Surplus Dec. 31, 1993	1,381,251.79
EXPENDITURES TOTAL	33,572,234.22	State Equalized Valuation	1,292,067,609	Total	5,846,679.25
		State Equalization Ratio	97.95		

Population 1990 1,358
 Population 1993 1,772
 S & P Rating
 Moody Rating

General Tax Rate Per \$100. .87
 State Equalized Tax Rate .68

LOWER ALLOWAYS CREEK - SALEM CO.

Form of Government:

Township Committee

Number of Members on Governing Body - 3

PER CAPITA
 Gross Debt
 Net Debt
 Debt Service
 Total Tax Levy 660.92
 Municipal Expenditures 5,962.58

PER CENT:
 Gross Debt
 Net Debt
 Tax Levy Collected 93.44
 Tax Levy Cancelled, Abated or Adjusted .13

EXPENDITURES		REVENUES-REALIZED		1993 PROPERTY TAX	
GENERAL GOVERNMENT		1993 Property Taxes Collected		STATE EQUALIZED TAX RATE	
Governing Body & Public Boards		1,062,946.86		Local District School Taxes	
Municipal Clerk				Regional & Consolidated School Tax	
Financial Administration	101,800.00			School Taxes in Municipal Budget	
Assessment of Taxes	17,135.00			County Taxes	
Collection of Taxes	12,535.00			County Library Taxes	
Planning, Housing & Development	91,722.74			Local Municipal Purpose Taxes	
Human Resources	9,237.20			Veteran & Senior Citizen Taxes	
Elections				Total Taxes for Rate Computation	
General Administration (other)	4,161,955.53			Special District Taxes	
JUDICIARY				Bank Corp. Taxes	
Municipal Courts	38,367.00			Added and Omitted Taxes	
PUBLIC SAFETY				Total Taxes Levied - ABSTRACT	
Fire Protection	28,220.00			Total Taxes Billed	
Police Protection	954,900.00			1993 TAXES COLLECTED	
Civil Defense & Disaster Control	15,840.00			1993 Taxes Cancelled, Abated or Adjusted	
Environmental Inspection & Control	40,825.00			Transfer to Tax Title Liens or Foreclosed	
Other Public Safety				Balance Outstanding Dec. 31, 1993	
PUBLIC WORKS				PRIOR YEARS TAXES OUTSTANDING	
Streets and Drainage	521,000.00			Balance January 1, 1993	
Sewers and Sewage Processing	398,544.00			Collected in 1993	
Garbage and Trash Disposal	174,000.00			Cancelled, Abated or Adjusted 1993	
Public Buildings and Grounds	396,250.00			Transfers to Tax Title Liens or Foreclosed	
Other Public Works	97,620.00			Balance December 31, 1993	
HEALTH and WELFARE				TAX TITLE LIENS OUTSTANDING	
Health Services Except Environmental	14,100.00			Balance January 1, 1993	
Welfare-Public Assistance	5,630.00			Transfer From Taxes	
Hospital, Clinics, First Aid	7,500.00			Redeemed In 1993	
Animal, Insect, & Rodent Control	100,500.00			Cancelled, Abated or Adjusted (1993)	
Other Welfare Services				Transfer to Foreclosed Property	
RECREATION and CONSERVATION				Balance December 31, 1993	
Beaches and Boardwalks	23,000.00			PROPERTY ACQUIRED BY DEED OR	
Parks, Playgrounds, Shade Trees	100.00			FORECLOSURE	
Land Reclamation & Conservation	281,894.00			Balance January 1, 1993	
Other Recreational Services				Transfers From Taxes or Liens	
EDUCATION (excluding schools)				Sale For Cash (1993)	
Libraries				Cancelled, Abated or Adjusted (1993)	
Other Educational Services	1,782,731.00			Balance December 31, 1993	
STATUTORY EXPENDITURES				CURRENT FINANCES DECEMBER 31, 1993	
Pensions & F. I. C. A.	365,000.00			ASSETS	
Employee Fringe Benefits	800,000.00			Cash Dec. 31, 1993	
Other Statutory Expenditures	6,000.00			Taxes Receivable	
CETA And Other Public Employment Programs				Tax Title Liens	
MUNICIPAL FUNCTIONS	10,446,406.47			Foreclosed Property	
CAPITAL IMPROVEMENTS	3,811,000.00			Emergencies & Other Deferred Charges	
DEBT SERVICE				State and Federal Aid Receivable	
Principal Payments				Other Receivables	
Interest Payments				Total	
DEFERRED CHARGES	5,091.08			LIABILITIES, RESERVES, AND SURPLUS	
SCHOOL, COUNTY, SPECIAL DISTRICT TAXES	1,166,872.86			Cash Liabilities	
RESERVE FOR UNCOLLECTED TAXES	114,200.19			Reserves for Receivables	
EXPENDITURES	11,732,570.60			Surplus Dec. 31, 1993	
				Total	

0317

Population 1990 **6,705**
 Population 1993 **6,546**
 S & P Rating
 Moody Rating

General Tax Rate Per \$100.

2.15

State Equalized Tax Rate

2.25**LUMBERTON TOWNSHIP - BURLINGTON CO.**

Form of Government:

Township Committee

Number of Members on Governing Body - 3

PER CAPITA:

Gross Debt **293.75**
 Net Debt **204.63**
 Debt Service **11.38**
 Total Tax Levy **1,337.41**
 Municipal Expenditures **715.34**

PER CENT:

Gross Debt **.52**
 Net Debt **.36**
 Tax Levy Collected **94.62**
 Tax Levy Cancelled, Abated
 or Adjusted **2.09**

EXPENDITURES		REVENUES-REALIZED		1993 PROPERTY TAX	
GENERAL GOVERNMENT		1993 Property Taxes Collected		STATE EQUALIZED TAX RATE	
Governing Body & Public Boards			8,285,955.17	Local District School Taxes	.98
Municipal Clerk		1993 Payments in Lieu of Taxes		Regional & Consolidated School Tax	.38
Financial Administration	70,871.00	Delinquent Tax & Lien Collections	256,962.80	School Taxes in Municipal Budget	
Assessment of Taxes	52,094.00	Business Personalty Replacement Taxes	90,982.00	County Taxes	.50
Collection of Taxes	34,325.00	Taxes From Public Utilities	1,239,122.62	County Library Taxes	.03
Planning, Housing & Development	16,710.00	Other Miscellaneous Tax Revenues		Local Municipal Purpose Taxes	.35
Human Resources	37,777.00	State Aid Revenues	325,383.13	Veteran & Senior Citizen Taxes	
Elections		Federal Aid Revenues		Total Taxes for Rate Computation	2.24
General Administration (other)	863,503.00			Special District Taxes	
JUDICIARY		Sale of Acquired Property		Bank Corp. Taxes	
Municipal Courts	62,260.00	Other Miscellaneous Revenues	549,688.54	Added and Omitted Taxes	
PUBLIC SAFETY		Total	10,748,094.26	Total Taxes Levied - ABSTRACT	8,754,685.03
Fire Protection	136,220.00	Prior Years Surplus Appropriated	1,830,616.00	Total Taxes Billed	8,757,431.50
Police Protection	1,047,733.00	REVENUES	12,578,710.26	1993 TAXES COLLECTED	8,285,955.17
Civil Defense & Disaster Central	3,300.00	Reserve For Uncollected Taxes	1,049,539.04	1993 Taxes Cancelled, Abated or Adjusted	183,438.40
Environmental Inspection & Central	122,566.00			Transfer to Tax Title Liens or Foreclosed	15,579.14
Other Public Safety		CAPITAL OUTLAY	8,868.26	Balance Outstanding Dec. 31, 1993	272,458.79
PUBLIC WORKS		TOTAL		PRIOR YEARS TAXES OUTSTANDING	
Streets and Drainage	348,751.00	Public Enterprises		Balance January 1, 1993	369,804.90
Sewers and Sewage Processing	1,000.00	Recreation-Culture		Collected in 1993	171,647.93
Garbage and Trash Disposal	246,043.00	Public Works	2,007.00	Cancelled, Abated or Adjusted 1993	197,860.63
Public Buildings and Grounds	64,600.00	Buildings and Grounds	6,861.26	Transfers to Tax Title Liens or Foreclosed	130.24
Other Public Works	136,618.00	Library and Education		Balance December 31, 1993	166.10
HEALTH and WELFARE		Conservation		TAX TITLE LIENS OUTSTANDING	
Health Services Except Environmental	750.00	All Other		Balance January 1, 1993	148,158.56
Welfare-Public Assistance	6,368.00			Transfer From Taxes	25,932.40
Hospital, Clinics, First Aid		CAPITAL DEBT AUTHORIZED, DECEMBER 31, 1993		Redeemed In 1993	85,314.87
Animal, Insect, & Rodent Control		ISSUED AND UNISSUED		Cancelled, Abated or Adjusted (1993)	
Other Welfare Services		School	583,391	Transfer to Foreclosed Property	
RECREATION and CONSERVATION		Self-Liquidating		Balance December 31, 1993	88,776.09
Beaches and Boardwalks		Other	1,339,500	PROPERTY ACQUIRED BY DEED OR	
Parks, Playgrounds, Shade Trees	29,400.00	Total	1,922,891	FORECLOSURE	
Land Reclamation & Conservation	3,337.96	ISSUED AND OUTSTANDING		Balance January 1, 1993	6,600.00
Other Recreational Services	4,900.00	School	583,391.57	Transfers From Taxes or Liens	
EDUCATION (excluding schools)		Self-Liquidating		Sale For Cash (1993)	
Libraries		Other	513,000.00	Cancelled, Abated or Adjusted (1993)	
Other Educational Services		Total	1,096,391.57	Balance December 31, 1993	6,600.00
STATUTORY EXPENDITURES		EQUALIZED VALUATION BASIS		CURRENT FINANCES DECEMBER 31, 1993	
Pensions & F. I. C. A.	184,481.00	FOR NET DEBT COMPUTATION	373,276.804	ASSETS	
Employee Fringe Benefits		REAL PROPERTY VALUATIONS		Cash Dec. 31, 1993	4,354,734.79
Other Statutory Expenditures		Code Class # of Parcels % VAL'N		Taxes Receivable	272,624.89
CETA And Other Public Employment Programs		1 Vacant Land 538 3.27	12,880,300.00	Tax Title Liens	98,776.09
MUNICIPAL FUNCTIONS	3,473,607.96	2 Residential 1954 60.12	237,145,100.00	Foreclosed Property	6,600.00
CAPITAL IMPROVEMENTS	105,000.00	3 Farm 206 2.97	11,719,300.00	Emergencies & Other Deferred Charges	78,400.00
DEBT SERVICE		4a Commercial 133 17.77	70,107,000.00	State and Federal Aid Receivable	819.60
Principal Payments	70,680.00	4b Industrial 12 9.03	35,626,200.00	Other Receivables	71,562.16
Interest Payments	3,791.86	4c Apartments 7 6.34	26,976,000.00	Total	4,873,517.53
DEFERRED CHARGES	84,975.00	Total 2850	396,453,900.00	LIABILITIES, RESERVES, AND SURPLUS	
SCHOOL, COUNTY, SPECIAL DISTRICT TAXES	7,159,955.69	Land Area 13.34 Sq. Miles	396,629,166	Cash Liabilities	1,475,485.53
RESERVE FOR UNCOLLECTED TAXES	1,049,539.04	Net Valuation Taxable-Municipal	378,738,681	Reserves for Receivables	439,563.14
EXPENDITURES	11,842,549.55	Net Valuation Taxable-County	379,282,245	Surplus Dec. 31, 1993	2,958,468.86
TOTAL		State Equalized Valuation	104.60	Total	4,873,517.53
		State Equalization Ratio			

0232

Population 1990 18,262
 Population 1993 18,487
 S & P Rating
 Moody Rating

General Tax Rate Per \$100. 1.48
 State Equalized Tax Rate 1.51

LYNDHURST TOWNSHIP - BERGEN CO.

Form of Government:

Commission (1911)

Number of Members on Governing Body - 5

PER CAPITA

Gross Debt 919.82
 Net Debt 875.02
 Debt Service 20.09
 Total Tax Levy 1,346.96
 Municipal Expenditures 789.08

PER CENT:

Gross Debt 1.03
 Net Debt .98
 Tax Levy Collected 95.25
 Tax Levy Cancelled, Abated or Adjusted .18

EXPENDITURES		REVENUES-REALIZED		1993 PROPERTY TAX	
GENERAL GOVERNMENT				STATE EQUALIZED TAX RATE —————→ .69	
Governing Body & Public Boards	1,497.04	1993 Property Taxes Collected 22,812,614.37		Local District School Taxes	11,397,520.50
Municipal Clerk	101,700.00	1993 Payments in Lieu of Taxes		Regional & Consolidated School Tax	
Financial Administration	15,000.00	Delinquent Tax & Lien Collections 596,119.95		School Taxes in Municipal Budget	
Assessment of Taxes	125,931.76	Business Personalty Replacement Taxes 471,525.04		County Taxes	4,784,547.25
Collection of Taxes	209,200.00	Taxes From Public Utilities 758,606.00		County Library Taxes	
Planning, Housing & Development	13,770.00	Other Miscellaneous Tax Revenues		Local Municipal Purpose Taxes	8,719,241.05
Human Resources	139,745.33	State Aid Revenues 1,590,641.51		Veteran & Senior Citizen Taxes	228,750.00
Elections	32,595.00	Federal Aid Revenues		Total Taxes for Rate Computation 1.51	25,130,058.80
General Administration (other)	1,195,990.58	Sale of Acquired Property		Special District Taxes	
JUDICIARY		Other Miscellaneous Revenues		Bank Corp. Taxes	
Municipal Courts	149,180.00	Total 1,178,704.70		Added and Omitted Taxes	
PUBLIC SAFETY		Prior Years Surplus Appropriated 1,875,000.00		Total Taxes Levied - ABSTRACT	24,901,308.80
Fire Protection	118,830.02	REVENUES TOTAL 29,283,211.57		Total Taxes Billed	23,949,985.08
Police Protection	3,085,715.22	Reserve For Uncollected Taxes 1,299,909.15		1993 TAXES COLLECTED	22,812,614.37
Civil Defense & Disaster Control	15,500.00	CAPITAL OUTLAY TOTAL 644,246.39		1993 Taxes Cancelled, Abated or Adjusted	42,055.33
Environmental Inspection & Control	184,700.00	Public Enterprises 35,973.15		Transfer to Tax Title Liens or Foreclosed	124,630.35
Other Public Safety		Recreation-Culture 39,558.00		Balance Outstanding Dec. 31, 1993	970,685.03
PUBLIC WORKS		Public Works 553,567.44		PRIOR YEARS TAXES OUTSTANDING	
Streets and Drainage	616,131.95	Buildings and Grounds 15,147.80		Balance January 1, 1993	820,620.07
Sewers and Sewage Processing	1,561,286.70	Library and Education		Collected in 1993	585,750.37
Garbage and Trash Disposal	1,985,875.78	Conservation		Cancelled, Abated or Adjusted 1993	
Public Buildings and Grounds	98,800.00	All Other		Transfers to Tax Title Liens or Foreclosed	5,775.81
Other Public Works	10,422.35	CAPITAL DEBT AUTHORIZED, DECEMBER 31, 1993		Balance December 31, 1993	229,093.89
HEALTH and WELFARE		ISSUED AND UNISSUED GROSS DEBT NET DEBT		TAX TITLE LIENS OUTSTANDING	
Health Services Except Environmental	229,625.00	School		Balance January 1, 1993	598,497.70
Welfare-Public Assistance	15,900.00	Self-Liquidating 739,946		Transfer From Taxes	130,552.35
Hospital, Clinics, First Aid		Other 16,264,724		Redeemed In 1993	10,369.58
Animal, Insect, & Rodent Control	9,234.74	Total 17,004,671		Cancelled, Abated or Adjusted (1993)	
Other Welfare Services		ISSUED AND OUTSTANDING		Transfer to Foreclosed Property	
RECREATION and CONSERVATION		School		Balance December 31, 1993	718,680.47
Beaches and Boardwalks		Self-Liquidating 200,000.00		PROPERTY ACQUIRED BY DEED OR	
Parks, Playgrounds, Shade Trees	750,238.03	Other 7,638,800.00		FORECLOSURE	
Land Reclamation & Conservation		Total 7,838,800.00		Balance January 1, 1993	7,542,000.00
Other Recreational Services	431,458.00	EQUALIZED VALUATION BASIS		Transfers From Taxes or Liens	
EDUCATION (excluding schools)		FOR NET DEBT COMPUTATION 1,653,289,287		Sale For Cash (1993)	
Libraries	553,700.00	REAL PROPERTY VALUATIONS		Cancelled, Abated or Adjusted (1993)	
Other Educational Services		Code Class # of Parcels % VALN ASSESSED VALUATION		Balance December 31, 1993	7,542,000.00
STATUTORY EXPENDITURES		1 Vacant Land 152 3.31 55,744,500.00		CURRENT FINANCES DECEMBER 31, 1993	
Pensions & F. I. C. A.	387,318.24	2 Residential 5057 54.33 914,037,400.00		ASSETS	
Employee Fringe Benefits	800,000.00	3 Farm		Cash Dec. 31, 1993	734,924.00
Other Statutory Expenditures		4a Commercial 318 12.32 215,636,800.00		Taxes Receivable	1,199,778.92
CETA And Other Public Employment Programs		4b Industrial 111 27.74 466,730,500.00		Tax Title Liens	718,680.00
MUNICIPAL FUNCTIONS TOTAL 12,839,345.74		4c Apartments 48 1.80 30,299,500.00		Foreclosed Property	7,542,000.00
CAPITAL IMPROVEMENTS *MEMO* 15,000.00		Total 5696 1,682,448,700.00		Emergencies & Other Deferred Charges	242,514.00
DEBT SERVICE		Land Area 4.70 Sq. Miles		State and Federal Aid Receivable	206,243.00
Principal Payments	140,000.00	Net Valuation Taxable-Municipal 1,686,789,033		Other Receivables	2,104,414.08
Interest Payments	231,448.36	Net Valuation Taxable-County 1,715,904,755		Total	12,748,554.00
DEFERRED CHARGES		State Equalized Valuation 1,653,233,437		LIABILITIES, RESERVES, AND SURPLUS	
SCHOOL, COUNTY, SPECIAL DISTRICT TAXES	16,182,067.75	State Equalization Ratio 102.04		Cash Liabilities	2,055,913.00
RESERVE FOR UNCOLLECTED TAXES	1,299,909.15			Reserves for Receivables	10,012,173.00
EXPENDITURES TOTAL 30,769,824.00				Surplus Dec. 31, 1993	680,468.00

Population 1990 15,350
 Population 1993 15,785
 S & P Rating AA+
 Moody Rating

General Tax Rate Per \$100. 3.14
 State Equalized Tax Rate 1.90

MADISON BOROUGH - MORRIS COUNTY

Form of Government:
Borough Council

Number of Members on Governing Body - 6

PER CAPITA:

Gross Debt 1,241.32
 Net Debt 1,031.31
 Debt Service 133.80
 Total Tax Levy 1,773.56
 Municipal Expenditures 920.90

PER CENT:

Gross Debt 1.37
 Net Debt 1.14
 Tax Levy Collected 98.85
 Tax Levy Cancelled, Abated or Adjusted .25

EXPENDITURES		REVENUES-REALIZED		1993 PROPERTY TAX	
GENERAL GOVERNMENT				STATE EQUALIZED TAX RATE 1.04	
Governing Body & Public Boards		1993 Property Taxes Collected	28,074,605.89	Local District School Taxes	15,461,436.00
Municipal Clerk		1993 Payments in Lieu of Taxes	29,067.95	Regional & Consolidated School Tax	
Financial Administration	128,590.00	Delinquent Tax & Lien Collections	309,490.66	School Taxes in Municipal Budget	
Assessment of Taxes	77,262.00	Business Personal Replacement Taxes	169,544.00	County Taxes	* 4,399,613.15
Collection of Taxes	73,926.00	Taxes From Public Utilities	457,667.00	County Library Taxes	
Planning, Housing & Development	124,879.00	Other Miscellaneous Tax Revenues		Local Municipal Purpose Taxes	.54 8,081,844.00
Human Resources	141,142.00	State Aid Revenues	626,561.00	Veteran & Senior Citizen Taxes	83,700.00
Elections	6,275.00	Federal Aid Revenues		Total Taxes for Rate Computation	1.88 28,026,593.15
General Administration (other)	986,993.00			Special District Taxes	
JUDICIARY		Sale of Acquired Property		Bank Corp. Taxes	
Municipal Courts	113,065.00	Other Miscellaneous Revenues	5,061,172.43	Added and Omitted Taxes	52,691.59
PUBLIC SAFETY		Total	34,728,108.93	Total Taxes Levied - ABSTRACT	27,995,584.74
Fire Protection	689,676.00	Prior Years Surplus Appropriated	1,140,000.00	Total Taxes Billed	28,401,391.11
Police Protection	2,027,658.00	REVENUES	35,868,108.93	1993 TAXES COLLECTED	28,074,605.89
Civil Defense & Disaster Control	2,335.00	Reserve For Uncollected Taxes	844,991.00	1993 Taxes Cancelled, Abated or Adjusted	71,163.88
Environmental Inspection & Control	198,802.00			Transfer to Tax Title Liens or Foreclosed	12,528.60
Other Public Safety		CAPITAL OUTLAY	TOTAL	Balance Outstanding Dec. 31, 1993	243,092.74
PUBLIC WORKS			1,071,321.57	PRIOR YEARS TAXES OUTSTANDING	
Streets and Drainage	132,500.00	Public Enterprises	580,285.76	Balance January 1, 1993	322,903.91
Sewers and Sewage Processing	954,439.00	Recreation-Culture		Collected in 1993	309,490.66
Garbage and Trash Disposal	1,491,880.00	Public Works	445,928.38	Cancelled, Abated or Adjusted 1993	
Public Buildings and Grounds	233,827.00	Buildings and Grounds	45,107.43	Transfers to Tax Title Liens or Foreclosed	1,262.62
Other Public Works	1,371,071.00	Library and Education		Balance December 31, 1993	12,150.63
HEALTH and WELFARE		Conservation		TAX TITLE LIENS OUTSTANDING	
Health Services Except Environmental	461,071.00	All Other		Balance January 1, 1993	23,582.63
Welfare-Public Assistance	28,922.00			Transfer From Taxes	13,960.84
Hospital, Clinics, First Aid		CAPITAL DEBT AUTHORIZED, DECEMBER 31, 1993		Redeemed in 1993	
Animal, Insect, & Rodent Control	11,100.00	ISSUED AND UNISSUED	GROSS DEBT	Cancelled, Abated or Adjusted (1993)	
Other Welfare Services		School		Transfer to Foreclosed Property	
RECREATION and CONSERVATION		Self-Liquidating	2,584,000	Balance December 31, 1993	37,543.47
Beaches and Boardwalks		Other	17,010,218	PROPERTY ACQUIRED BY DEED OR	
Parks, Playgrounds, Shade Trees	174,310.00	Total	19,594,218	FORECLOSURE	
Land Reclamation & Conservation	29,359.00	ISSUED AND OUTSTANDING		Balance January 1, 1993	33,300.00
Other Recreational Services	79,013.00	School		Transfers From Taxes or Liens	
EDUCATION (excluding schools)		Self-Liquidating	422,000.00	Sale For Cash (1993)	
Libraries	676,342.00	Other	16,985,218.00	Cancelled, Abated or Adjusted (1993)	
Other Educational Services	10,000.00	Total	17,407,218.00	Balance December 31, 1993	33,300.00
STATUTORY EXPENDITURES		EQUALIZED VALUATION BASIS		CURRENT FINANCES DECEMBER 31, 1993	
Pensions & F. I. C. A.	753,650.00	FOR NET DEBT COMPUTATION	1,430,670,324	ASSETS	
Employee Fringe Benefits	601,260.00	REAL PROPERTY VALUATIONS		Cash Dec. 31, 1993	9,532,614.15
Other Statutory Expenditures		Code Class # of Parcels % VAL'N	ASSESSED VALUATION	Taxes Receivable	255,243.37
CETA And Other Public Employment Programs		1 Vacant Land 119 1.50	12,924,200.00	Tax Title Liens	37,543.47
MUNICIPAL FUNCTIONS		2 Residential 4109 74.31	640,738,800.00	Foreclosed Property	33,300.00
CAPITAL IMPROVEMENTS		3 Farm		Emergencies & Other Deferred Charges	
DEBT SERVICE		4a Commercial 219 21.07	181,709,950.00	State and Federal Aid Receivable	
Principal Payments	1,269,206.00	4b Industrial 5 .20	1,767,300.00	Other Receivables	129,403.35
Interest Payments	842,845.99	4c Apartments 34 2.91	25,122,300.00	Total	9,988,104.34
		Total 4486	862,262,550.00	LIABILITIES, RESERVES, AND SURPLUS	
DEFERRED CHARGES		Land Area 4.20 Sq. Miles		Cash Liabilities	2,744,905.37
SCHOOL, COUNTY, SPECIAL DISTRICT TAXES		Net Valuation Taxable-Municipal	902,702,214	Reserves for Receivables	455,490.19
RESERVE FOR UNCOLLECTED TAXES		Net Valuation Taxable-County	1,517,721,744	Surplus Dec. 31, 1993	6,787,708.78
EXPENDITURES		State Equalized Valuation	1,462,611,114	Total	9,988,104.34
TOTAL	34,397,439.14	State Equalization Ratio	60.63		

0423

Population 1990 4,861
 Population 1993 4,728
 S & P Rating
 Moody Rating

General Tax Rate Per \$100. 3.00
 State Equalized Tax Rate 3.15

MAGNOLIA BOROUGH - CAMDEN COUNTY
 Form of Government:
Borough Council
 Number of Members on Governing Body - 6

PER CAPITA
 Gross Debt 437.53
 Net Debt 365.37
 Debt Service 21.26
 Total Tax Levy 1,014.54
 Municipal Expenditures 459.90

PER CENT:
 Gross Debt 1.40
 Net Debt 1.17
 Tax Levy Collected 93.69
 Tax Levy Cancelled, Abated or Adjusted .53

EXPENDITURES		REVENUES-REALIZED		1993 PROPERTY TAX	
GENERAL GOVERNMENT				STATE EQUALIZED TAX RATE	
Governing Body & Public Boards	11,850.00	1993 Property Taxes Collected	4,460,355.44	Local District School Taxes	1.24 1,862,912.50
Municipal Clerk	25,516.46	1993 Payments in Lieu of Taxes		Regional & Consolidated School Tax	.47 712,435.00
Financial Administration	31,978.31	Delinquent Tax & Lien Collections	327,133.08	School Taxes in Municipal Budget	
Assessment of Taxes	8,378.68	Business Personalty Replacement Taxes	34,775.56	County Taxes	.80 1,205,332.84
Collection of Taxes	27,000.00	Taxes From Public Utilities	291,548.00	County Library Taxes	.03 42,732.29
Planning, Housing & Development	7,960.09	Other Miscellaneous Tax Revenues		Local Municipal Purpose Taxes	.64 960,195.12
Human Resources	54,630.94	State Aid Revenues	280,407.65	Veteran & Senior Citizen Taxes	
Elections	4,221.18	Federal Aid Revenues		Total Taxes for Rate Computation	3.18 4,857,107.75
General Administration (other)	141,673.79			Special District Taxes	
JUDICIARY		Sale of Acquired Property		Bank Corp. Taxes	
Municipal Courts	43,920.16	Other Miscellaneous Revenues	266,431.40	Added and Omitted Taxes	13,155.56
PUBLIC SAFETY		Total	5,660,651.13	Total Taxes Levied - ABSTRACT	4,796,763.31
Fire Protection	86,648.67	Prior Years Surplus Appropriated	171,000.00	Total Taxes Billed	4,760,599.69
Police Protection	423,298.95	REVENUES TOTAL	5,831,651.13	1993 TAXES COLLECTED	4,460,355.44
Civil Defense & Disaster Control	4,841.89	Reserve For Uncollected Taxes	414,181.27	1993 Taxes Cancelled, Abated or Adjusted	25,423.20
Environmental Inspection & Control	25,520.50			Transfer to Tax Title Liens or Foreclosed	26,564.80
Other Public Safety		CAPITAL OUTLAY TOTAL	534,681.70	Balance Outstanding Dec. 31, 1993	248,256.25
PUBLIC WORKS				PRIOR YEARS TAXES OUTSTANDING	
Streets and Drainage	191,248.78	Public Enterprises	6,892.30	Balance January 1, 1993	369,671.21
Sewers and Sewage Processing	4,000.00	Recreation-Culture		Collected in 1993	311,475.34
Garbage and Trash Disposal	253,134.50	Public Works	168,389.61	Cancelled, Abated or Adjusted 1993	11,952.22
Public Buildings and Grounds	24,238.55	Buildings and Grounds	359,399.79	Transfers to Tax Title Liens or Foreclosed	23,646.98
Other Public Works	23,000.00	Library and Education		Balance December 31, 1993	22,596.67
HEALTH and WELFARE		Conservation		TAX TITLE LIENS OUTSTANDING	
Health Services Except Environmental	9,986.64	All Other		Balance January 1, 1993	66,487.62
Welfare-Public Assistance	4,326.00			Transfer From Taxes	50,440.57
Hospital, Clinics, First Aid		CAPITAL DEBT AUTHORIZED, DECEMBER 31, 1993		Redeemed In 1993	15,657.74
Animal, Insect, & Rodent Control		ISSUED AND UNISSUED		Cancelled, Abated or Adjusted (1993)	
Other Welfare Services		GROSS DEBT		Transfer to Foreclosed Property	
RECREATION and CONSERVATION		School	198,683	Balance December 31, 1993	101,270.45
Beaches and Boardwalks		Self-Liquidating	142,500	PROPERTY ACQUIRED BY DEED OR FORECLOSURE	
Parks, Playgrounds, Shade Trees	4,350.00	Other	1,727,453	Balance January 1, 1993	20,700.00
Land Reclamation & Conservation		Total	2,068,636	Transfers From Taxes or Liens	
Other Recreational Services	5,100.00	ISSUED AND OUTSTANDING		Sale For Cash (1993)	
EDUCATION (excluding schools)		School	198,683.77	Cancelled, Abated or Adjusted (1993)	
Libraries	350.00	Self-Liquidating	1,398,000.00	Balance December 31, 1993	20,700.00
Other Educational Services	300.00	Other	1,596,683.77	CURRENT FINANCES DECEMBER 31, 1993	
STATUTORY EXPENDITURES		Total		ASSETS	
Pensions & F. I. C. A.	100,700.00	EQUALIZED VALUATION BASIS	147,467.478	Cash Dec. 31, 1993	582,179.51
Employee Fringe Benefits	110,500.00	FOR NET DEBT COMPUTATION		Taxes Receivable	270,852.92
Other Statutory Expenditures	8,000.00	REAL PROPERTY VALUATIONS		Tax Title Liens	101,270.45
CETA And Other Public Employment Programs		Code Class # of Parcels % VALN	ASSESSED VALUATION	Foreclosed Property	20,700.00
MUNICIPAL FUNCTIONS		1 Vacant Land 181 2.77	4,354,200.00	Emergencies & Other Deferred Charges	92,755.83
CAPITAL IMPROVEMENTS		2 Residential 1449 79.48	125,295,000.00	State and Federal Aid Receivable	4,163.00
DEBT SERVICE		3 Farm		Other Receivables	150,357.95
Principal Payments	70,000.00	4a Commercial 79 9.75	15,365,600.00	Total	1,222,279.66
Interest Payments	30,530.00	4b Industrial 4 4.19	6,606,400.00	LIABILITIES, RESERVES, AND SURPLUS	
		4c Apartments 4 3.82	6,015,800.00	Cash Liabilities	315,725.16
		Total 1717	157,647,000.00	Reserves for Receivables	583,793.80
DEFERRED CHARGES		Land Area .98 Sq. Miles		Surplus Dec. 31, 1993	322,760.70
SCHOOL, COUNTY, SPECIAL DISTRICT TAXES	19,000.00	Net Valuation Taxable-Municipal	153,037,427	Total	1,222,279.66
RESERVE FOR UNCOLLECTED TAXES	3,823,412.63	Net Valuation Taxable-County	147,294,596		
EXPENDITURES TOTAL	5,997,797.99	State Equalized Valuation	150,716,545		
		State Equalization Ratio	104.87		

0233

Population 1990 **17,905**
 Population 1993 **20,744**
 S & P Rating
 Maady Rating

General Tax Rate Per \$100. **1.78**
 State Equalized Tax Rate **1.48**

MAHWAH TOWNSHIP - BERGEN COUNTY

Form of Government:

Mayor-Council Plan B (OMCL 50)

Number of Members on Governing Body - 5

PER CAPITA:

Gross Debt. **663.67**
 Net Debt **366.97**
 Debt Service **62.08**
 Total Tax Levy **1,793.38**
 Municipal Expenditures **773.20**

PER CENT:

Gross Debt **.52**
 Net Debt **.29**
 Tax Levy Collected **97.50**
 Tax Levy Cancelled, Abated or Adjusted **.57**

EXPENDITURES		REVENUES-REALIZED		1993 PROPERTY TAX	
GENERAL GOVERNMENT				STATE EQUALIZED TAX RATE 1.79	
Governing Body & Public Boards	43,000.00	1993 Property Taxes Collected		Local District School Taxes	19,916,920.50
Municipal Clerk	129,360.00	1993 Payments in Lieu of Taxes		Regional & Consolidated School Tax	
Financial Administration	110,448.00	Delinquent Tax & Lien Collections		School Taxes in Municipal Budget	
Assessment of Taxes		Business Personalty Replacement Taxes		County Taxes	7,302,125.79
Collection of Taxes	212,080.00	Taxes From Public Utilities		County Library Taxes	
Planning, Housing & Development	174,028.00	Other Miscellaneous Tax Revenues		Local Municipal Purpose Taxes	9,830,298.04
Human Resources	211,296.30	State Aid Revenues		Veteran & Senior Citizen Taxes	94,900.00
Elections	23,500.00	Federal Aid Revenues		Total Taxes for Rate Computation	37,144,244.33
General Administration (other)	1,047,519.00			Special District Taxes	
JUDICIARY		Sale of Acquired Property		Bank Corp. Taxes	
Municipal Courts	173,787.00	Other Miscellaneous Revenues		Added and Omitted Taxes	256,227.82
PUBLIC SAFETY		TOTAL		Total Taxes Levied - ABSTRACT	37,305,572.15
Fire Protection	237,819.70	Prior Years Surplus Appropriated		Total Taxes Billed	37,334,953.21
Police Protection	3,361,458.00	REVENUES		1993 TAXES COLLECTED	36,402,819.10
Civil Defense & Disaster Control	12,300.00	Reserve For Uncollected Taxes		1993 Taxes Cancelled, Abated or Adjusted	211,989.69
Environmental Inspection & Control	294,950.00	CAPITAL OUTLAY		Transfer to Tax Title Liens or Foreclosed	25,478.22
Other Public Safety		TOTAL		Balance Outstanding Dec. 31, 1993	694,666.20
PUBLIC WORKS				PRIOR YEARS TAXES OUTSTANDING	
Streets and Drainage	847,554.78	Public Enterprises		Balance January 1, 1993	1,019,779.96
Sewers and Sewage Processing	179,379.00	Recreation-Culture		Collected in 1993	819,301.21
Garbage and Trash Disposal	2,566,175.55	Public Works		Cancelled, Abated or Adjusted 1993	174,080.29
Public Buildings and Grounds	451,846.00	Buildings and Grounds		Transfers to Tax Title Liens or Foreclosed	7,067.44
Other Public Works	140,000.00	Library and Education		Balance December 31, 1993	19,331.02
HEALTH and WELFARE		Conservation		TAX TITLE LIENS OUTSTANDING	
Health Services Except Environmental	194,580.00	All Other		Balance January 1, 1993	75,576.00
Welfare-Public Assistance	72,325.00	CAPITAL DEBT AUTHORIZED, DECEMBER 31, 1993		Transfer From Taxes	33,937.04
Hospital, Clinics, First Aid		ISSUED AND UNISSUED		Redeemed In 1993	15,905.00
Animal, Insect, & Rodent Control	16,500.00	GROSS DEBT		Cancelled, Abated or Adjusted (1993)	
Other Welfare Services		NET DEBT		Transfer to Foreclosed Property	
RECREATION and CONSERVATION				Balance December 31, 1993	93,608.04
Beaches and Boardwalks		ISSUED AND OUTSTANDING		PROPERTY ACQUIRED BY DEED OR FORECLOSURE	
Parks, Playgrounds, Shade Trees	190,339.00	School		Balance January 1, 1993	468,574.00
Land Reclamation & Conservation	120,996.46	Self-Liquidating		Transfers From Taxes or Liens	
Other Recreational Services	202,031.00	Other		Sale For Cash (1993)	
EDUCATION (excluding schools)		Total		Cancelled, Abated or Adjusted (1993)	
Libraries	664,623.00	EQUALIZED VALUATION BASIS		Balance December 31, 1993	468,574.00
Other Educational Services	5,675.00	FOR NET DEBT COMPUTATION		CURRENT FINANCES DECEMBER 31, 1993	
STATUTORY EXPENDITURES		REAL PROPERTY VALUATIONS		ASSETS	
Pensions & F. I. C. A.	722,252.00	Code Class # of Parcels % VAL'N		Cash Dec. 31, 1993	8,869,912.08
Employee Fringe Benefits	817,318.00	ASSESSED VALUATION		Taxes Receivable	713,997.22
Other Statutory Expenditures		1 Vacant Land 981 7.72		Tax Title Liens	93,608.04
CETA And Other Public Employment Programs		2 Residential 7294 61.82		Foreclosed Property	468,574.00
MUNICIPAL FUNCTIONS	13,221,140.79	3 Farm 39 .26		Emergencies & Other Deferred Charges	249,000.00
CAPITAL IMPROVEMENTS	155,450.00	4a Commercial 135 16.52		State and Federal Aid Receivable	12,240.00
DEBT SERVICE		4b Industrial 72 12.78		Other Receivables	106,607.28
Principal Payments	1,155,500.00	4c Apartments 7 .90		Total	10,513,938.62
Interest Payments	132,327.00	Total 8528		LIABILITIES, RESERVES, AND SURPLUS	
DEFERRED CHARGES	166,777.52	Land Area 25.70 Sq. Miles		Cash Liabilities	5,293,890.91
SCHOOL, COUNTY, SPECIAL DISTRICT TAXES	27,219,046.29	Net Valuation Taxable-Municipal		Reserves for Receivables	1,382,786.54
RESERVE FOR UNCOLLECTED TAXES	1,467,177.81	Net Valuation Taxable-County		Surplus Dec. 31, 1993	3,837,261.17
EXPENDITURES	43,361,969.41	State Equalized Valuation		Total	10,513,938.62
TOTAL		State Equalization Ratio			

Population 1990 26,716
 Population 1993 31,605
 S & P Rating
 Moody Rating AAA

General Tax Rate Per \$100. 2.44
 State Equalized Tax Rate 2.24

MANALAPAN TOWNSHIP - MONMOUTH CO.

Form of Government:
 Township Committee
 Number of Members on Governing Body - 5

PER CAPITA:
 Gross Debt 1,638.02
 Net Debt 545.72
 Debt Service 76.95
 Total Tax Levy 1,401.21
 Municipal Expenditures 536.73

PER CENT:
 Gross Debt 2.73
 Net Debt .92
 Tax Levy Collected 96.64
 Tax Levy Cancelled, Abated or Adjusted .05

EXPENDITURES		REVENUES-REALIZED		1993 PROPERTY TAX	
GENERAL GOVERNMENT		1993 Property Taxes Collected 42,710,293.06		STATE EQUALIZED TAX RATE .96	
Governing Body & Public Boards	245,610.00	1993 Payments in Lieu of Taxes		Local District School Taxes	18,215,792.69
Municipal Clerk	127,025.00	Delinquent Tax & Lien Collections	2,172,361.12	Regional & Consolidated School Tax	7,394,500.31
Financial Administration	216,520.00	Business Personalty Replacement Taxes	110,137.20	School Taxes in Municipal Budget	
Assessment of Taxes	131,970.00	Taxes From Public Utilities	3,078,930.00	County Taxes	* 8,757,866.64
Collection of Taxes	110,955.00	Other Miscellaneous Tax Revenues		County Library Taxes	359,307.90
Planning, Housing & Development	144,216.00	State Aid Revenues	1,015,682.74	Local Municipal Purpose Taxes	7,735,412.16
Human Resources	184,684.00	Federal Aid Revenues		Veteran & Senior Citizen Taxes	161,850.00
Elections	9,700.00			Total Taxes for Rate Computation	42,624,729.70
General Administration (other)	734,350.00			Special District Taxes	833,547.00
JUDICIARY				Bank Corp. Taxes	
Municipal Courts	103,550.00			Added and Omitted Taxes	988,767.94
PUBLIC SAFETY				Total Taxes Levied - ABSTRACT	44,285,194.64
Fire Protection	2,300.00			Total Taxes Billed	44,197,083.51
Police Protection	2,965,257.74			1993 TAXES COLLECTED	42,710,298.06
Civil Defense & Disaster Control				1993 Taxes Cancelled, Abated or Adjusted	21,455.53
Environmental Inspection & Control	493,300.00			Transfer to Tax Title Liens or Foreclosed	110,739.45
Other Public Safety				Balance Outstanding Dec. 31, 1993	1,354,590.57
PUBLIC WORKS					
Streets and Drainage	1,123,300.00			PRIOR YEARS TAXES OUTSTANDING	
Sewers and Sewage Processing	198,800.00			Balance January 1, 1993	2,307,909.81
Garbage and Trash Disposal	2,161,000.00			Collected in 1993	1,880,191.70
Public Buildings and Grounds	443,084.00			Cancelled, Abated or Adjusted 1993	107,693.07
Other Public Works				Transfers to Tax Title Liens or Foreclosed	173.85
HEALTH and WELFARE				Balance December 31, 1993	319,851.19
Health Services Except Environmental	275,986.00			TAX TITLE LIENS OUTSTANDING	
Welfare-Public Assistance	118,465.00			Balance January 1, 1993	624,570.48
Hospital, Clinics, First Aid	15,000.00			Transfer From Taxes	110,940.47
Animal, Insect, & Rodent Control	38,707.00			Redeemed in 1993	292,169.42
Other Welfare Services				Cancelled, Abated or Adjusted (1993)	3,016.28
RECREATION and CONSERVATION				Transfer to Foreclosed Property	
Beaches and Boardwalks				Balance December 31, 1993	440,325.25
Parks, Playgrounds, Shaded Trees	213,526.00			PROPERTY ACQUIRED BY DEED OR	
Land Reclamation & Conservation	4,475.00			FORECLOSURE	
Other Recreational Services	475,600.00			Balance January 1, 1993	341,000.00
EDUCATION (excluding schools)				Transfers From Taxes or Liens	
Libraries				Sale For Cash (1993)	
Other Educational Services	9,900.00			Cancelled, Abated or Adjusted (1993)	
STATUTORY EXPENDITURES				Balance December 31, 1993	341,000.00
Pensions & F. I. C. A.	768,403.00			CURRENT FINANCES DECEMBER 31, 1993	
Employee Fringe Benefits	889,000.00			ASSETS	
Other Statutory Expenditures				Cash Dec. 31, 1993	5,257,547.97
CETA And Other Public Employment Programs				Taxes Receivable	1,674,441.76
MUNICIPAL FUNCTIONS TOTAL	12,204,683.74			Tax Title Liens	440,325.25
CAPITAL IMPROVEMENTS *MEMO*	200,000.00			Foreclosed Property	341,000.00
DEBT SERVICE				Emergencies & Other Deferred Charges	20,860.00
Principal Payments	1,299,000.00			State and Federal Aid Receivable	10,719.28
Interest Payments	1,133,049.61			Other Receivables	24,905.13
DEFERRED CHARGES	145,142.57			Total	7,769,799.39
SCHOOL, COUNTY, SPECIAL DISTRICT TAXES	35,561,014.54			LIABILITIES, RESERVES, AND SURPLUS	
RESERVE FOR UNCOLLECTED TAXES	2,181,348.27			Cash Liabilities	1,269,610.35
EXPENDITURES TOTAL	52,524,238.73			Reserves for Receivables	2,277,640.44
				Surplus Dec. 31, 1993	4,222,548.60
				Total	7,769,799.39

General Tax Rate Per \$100.	1.79
State Equalized Tax Rate	1.86

Number of Members on Governing Body - 6

Grass Debt	1.06
Net Debt	.27
Tax Levy Collected	97.22
Tax Levy Cancelled, Abated or Adjusted	.37

1287 2080

Population 1990 35,976
 Population 1993 36,689
 S & P Rating
 Moody Rating AAA

General Tax Rate Per \$100. 2.39
 State Equalized Tax Rate 2.39

MANCHESTER TOWNSHIP - OCEAN CO.

Form of Government:

Township Committee

Number of Members on Governing Body - 5

PER CAPITA:

Gross Debt 1,257.27
 Net Debt 733.68
 Debt Service 34.00
 Total Tax Levy 955.06
 Municipal Expenditures 494.55

PER CENT:

Gross Debt 3.04
 Net Debt 1.77
 Tax Levy Collected 97.35
 Tax Levy Cancelled, Abated or Adjusted .19

EXPENDITURES		REVENUES-REALIZED		1993 PROPERTY TAX	
GENERAL GOVERNMENT		1993 Property Taxes Collected		STATE EQUALIZED TAX RATE 1.32	
Governing Body & Public Boards	52,371.77	1993 Payments in Lieu of Taxes	33,828,743.38	Local District School Taxes	19,277,430.00
Municipal Clerk	200,551.00	Delinquent Tax & Lien Collections	27,027.05	Regional & Consolidated School Tax	
Financial Administration	480,920.06	Business Personalty Replacement Taxes	828,953.12	School Taxes in Municipal Budget	
Assessment of Taxes	267,795.00	Taxes From Public Utilities	39,040.51	County Taxes	* 6,746,857.46
Collection of Taxes		Other Miscellaneous Tax Revenues	2,098,080.00	County Library Taxes	572,445.32
Planning, Housing & Development	290,874.52	State Aid Revenues	3,775,148.78	Local Municipal Purpose Taxes	9,313,696.38
Human Resources	193,455.43	Federal Aid Revenues		Veteran & Senior Citizen Taxes	1,235,500.00
Elections	15,000.00			Total Taxes for Rate Computation	36,145,929.66
General Administration (other)	1,553,370.58			Special District Taxes	
JUDICIARY				Bank Corp. Taxes	
Municipal Courts	238,500.00			Added and Omitted Taxes	129,618.88
PUBLIC SAFETY				Total Taxes Levied - ABSTRACT	35,040,048.54
Fire Protection	106,311.50			Total Taxes Billed	34,751,373.22
Police Protection	4,401,637.89			1993 TAXES COLLECTED	33,828,743.38
Civil Defense & Disaster Control	3,967.00			1993 Taxes Cancelled, Abated or Adjusted	66,671.66
Environmental Inspection & Control	334,449.37			Transfer to Tax Title Liens or Foreclosed	168,613.67
Other Public Safety				Balance Outstanding Dec. 31, 1993	697,344.51
PUBLIC WORKS				PRIOR YEARS TAXES OUTSTANDING	
Streets and Drainage	1,046,000.00			Balance January 1, 1993	1,096,770.34
Sewers and Sewage Processing	448,088.03			Collected in 1993	669,338.90
Garbage and Trash Disposal	25,000.00			Cancelled, Abated or Adjusted 1993	36,884.92
Public Buildings and Grounds	213,985.57			Transfers to Tax Title Liens or Foreclosed	39,532.65
Other Public Works	575,951.66			Balance December 31, 1993	351,013.87
HEALTH and WELFARE				TAX TITLE LIENS OUTSTANDING	
Health Services Except Environmental	155,550.00			Balance January 1, 1993	427,545.23
Welfare-Public Assistance	29,086.97			Transfer From Taxes	217,245.65
Hospital, Clinics, First Aid				Redeemed In 1993	159,614.22
Animal, Insect, & Rodent Control	27,500.00			Cancelled, Abated or Adjusted (1993)	1,055.65
Other Welfare Services				Transfer to Foreclosed Property	
RECREATION and CONSERVATION				Balance December 31, 1993	484,121.01
Beaches and Boardwalks	79,089.40			PROPERTY ACQUIRED BY DEED OR	
Parks, Playgrounds, Shade Trees	31,852.53			FORECLOSURE	
Land Reclamation & Conservation	83,500.00			Balance January 1, 1993	157,539.98
Other Recreational Services				Transfers From Taxes or Liens	
EDUCATION (excluding schools)				Sale For Cash (1993)	
Libraries				Cancelled, Abated or Adjusted (1993)	
Other Educational Services	1,940.00			Balance December 31, 1993	157,539.98
STATUTORY EXPENDITURES				CURRENT FINANCES DECEMBER 31, 1993	
Pensions & F. I. C. A.	1,105,000.00			ASSETS	
Employee Fringe Benefits	1,114,700.00			Cash Dec. 31, 1993	4,399,383.06
Other Statutory Expenditures				Taxes Receivable	1,038,358.38
CETA And Other Public Employment Programs				Tax Title Liens	484,121.01
MUNICIPAL FUNCTIONS TOTAL	13,076,448.28			Foreclosed Property	157,539.98
CAPITAL IMPROVEMENTS MEMO*	100,000.00			Emergencies & Other Deferred Charges	150,859.00
DEBT SERVICE				State and Federal Aid Receivable	712,774.38
Principal Payments	1,830,425.00			Other Receivables	580,758.48
Interest Payments	1,618,438.89			Total	7,523,794.29
DEFERRED CHARGES	506,202.26			LIABILITIES, RESERVES, AND SURPLUS	
SCHOOL, COUNTY, SPECIAL DISTRICT TAXES	26,596,732.78			Cash Liabilities	2,535,190.86
RESERVE FOR UNCOLLECTED TAXES	1,113,030.32			Reserves for Receivables	2,365,762.94
EXPENDITURES TOTAL	44,741,327.53			Surplus Dec. 31, 1993	2,622,850.49
				Total	7,523,794.29

1735

Population 1990 1,693
 Population 1993 1,631
 S & P Rating
 Moody Rating

General Tax Rate Per \$100. 2.02
 State Equalized Tax Rate 1.89

MANNINGTON TOWNSHIP - SALEM CO.

Form of Government:
 Township Committee

Number of Members on Governing Body - 3

PER CAPITA:

Gross Debt
 Net Debt
 Debt Service 3.49
 Total Tax Levy 1,182.59
 Municipal Expenditures 504.01

PER CENT:

Gross Debt
 Net Debt
 Tax Levy Collected 96.01
 Tax Levy Cancelled, Abated or Adjusted .53

EXPENDITURES	REVENUES-REALIZED	1993 PROPERTY TAX	
GENERAL GOVERNMENT		STATE EQUAUZED TAX RATE 1.01	
Governing Body & Public Boards		Local District School Taxes	1,018,599.00
Municipal Clerk		Regional & Consolidated School Tax	
Financial Administration 26,216.00	1993 Property Taxes Collected 1,855,276.00	School Taxes in Municipal Budget	
Assessment of Taxes 16,600.00	1993 Payments in Lieu of Taxes	County Taxes .79	792,401.98
Collection of Taxes 32,433.00	Delinquent Tax & Lien Collections 123,276.00	County Library Taxes	
Planning, Housing & Development 8,580.00	Business Personalty Replacement Taxes 94,583.00	Local Municipal Purpose Taxes .09	90,801.00
Human Resources 2,060.00	Taxes From Public Utilities 170,817.00	Veteran & Senior Citizen Taxes	21,250.00
Elections	Other Miscellaneous Tax Revenues	Total Taxes for Rate Computation 1.89	1,923,051.98
General Administration (other) 141,093.00	State Aid Revenues 78,052.00	Special District Taxes	
JUDICIARY	Federal Aid Revenues	Bank Corp. Taxes	
Municipal Courts 26,598.00	Sale of Acquired Property	Added and Omitted Taxes	26,997.00
PUBLIC SAFETY	Other Miscellaneous Revenues	Total Taxes Levied - ABSTRACT	1,928,798.98
Fire Protection 25,188.00	Total 2,411,072.00	Total Taxes Billed	1,932,370.00
Police Protection 1,400.00	Prior Years Surplus Appropriated 290,000.00	1993 TAXES COLLECTED	1,855,276.00
Civil Defense & Disaster Contral	REVENUES TOTAL 2,701,072.00	1993 Taxes Cancelled, Abated or Adjusted	10,210.00
Environmental Inspection & Contral	Reserve For Uncollected Taxes 205,080.00	Transfer to Tax Title Liens or Foreclosed	15,000.00
Other Public Safety	CAPITAL OUTLAY TOTAL 22,320.00	Balance Outstanding Dec. 31, 1993	51,884.00
PUBLIC WORKS		PRIOR YEARS TAXES OUTSTANDING	
Streets and Drainage 120,423.00	Public Enterprises	Balance January 1, 1993	116,985.00
Sewers and Sewage Processing	Recreation-Culture	Collected in 1993	105,883.00
Garbage and Trash Disposal 108,758.00	Public Works 22,320.00	Cancelled, Abated or Adjusted 1993	
Public Buildings and Grounds 8,500.00	Buildings and Grounds	Transfers to Tax Title Liens or Foreclosed	5,289.00
Other Public Works	Library and Education	Balance December 31, 1993	5,813.00
HEALTH and WELFARE	Conservation	TAX TITLE UENS OUTSTANDING	
Health Services Except Environmental 1,450.00	All Other	Balance January 1, 1993	56,319.00
Welfare-Public Assistance 2,119.00	CAPITAL DEBT AUTHORIZED, DECEMBER 31, 1993	Transfer From Taxes	20,934.00
Hospital, Clinics, First Aid	ISSUED AND UNISSUED GROSS DEBT NET DEBT	Redeemed In 1993	17,393.00
Animal, Insect, & Radent Control 6,300.00	School	Cancelled, Abated or Adjusted (1993)	
Other Welfare Services	Self-Liquidating	Transfer to Foreclosed Property	34,703.00
RECREATION and CONSERVATION	Other	Balance December 31, 1993	25,157.00
Beaches and Boardwalks	Total	PROPERTY ACQUIRED BY DEED OR FORECLOSURE	
Parks, Playgrounds, Shade Trees	ISSUED AND OUTSTANDING	Balance January 1, 1993	272,647.00
Land Reclamation & Conservation 15,647.00	School	Transfers From Taxes or Liens	34,703.00
Other Recreational Services 1,250.00	Self-Liquidating	Sale For Cash (1993)	
EDUCATION (excluding schools)	Other	Cancelled, Abated or Adjusted (1993)	
Libraries	Total	Balance December 31, 1993	307,350.00
Other Educational Services	EQUALIZED VALUATION BASIS	CURRENT FINANCES DECEMBER 31, 1993	
STATUTORY EXPENDITURES	FOR NET DEBT COMPUTATION 99,158,515	ASSETS	
Pensions & F. I. C. A. 25,500.00	REAL PROPERTY VALUATIONS	Cash Dec. 31, 1993	747,526.00
Employee Fringe Benefits	Code Class # of Parcels % VAL'N	Taxes Receivable	57,697.00
Other Statutory Expenditures 100.00	1 Vacant Land 297 1.86	Tax Title Liens	25,157.00
CETA And Other Public Employment Programs	2 Residential 394 34.81	Foreclosed Property	307,350.00
MUNICIPAL FUNCTIONS TOTAL 574,415.00	3 Farm 601 29.50	Emergencies & Other Deferred Charges	33,006.00
CAPITAL IMPROVEMENTS *MEMO* 80,000.00	4a Commercial 31 5.71	State and Federal Aid Receivable	124,400.00
DEBT SERVICE	4b Industrial 5 28.11	Other Receivables	7,243.00
Principal Payments 13,300.00	4c Apartments	Total	1,302,379.00
Interest Payments 549.00	Total 1328	LIABILITIES, RESERVES, AND SURPLUS	
DEFERRED CHARGES 28,700.00	Land Area 38.10 Sq. Miles	Cash Liabilities	480,312.00
SCHOOL, COUNTY, SPECIAL DISTRICT TAXES 1,811,000.98	Net Valuation Taxable-Municipal	Reserves for Receivables	397,447.00
RESERVE FOR UNCOLLECTED TAXES 205,080.00	Net Valuation Taxable-County	Surplus Dec. 31, 1993	424,620.00
EXPENDITURES TOTAL 2,633,044.98	State Equalized Valuation	Total	1,302,379.00
	State Equalization Ratio 93.81		

0318

Population 1990 3,374
 Population 1993 4,101
 S & P Rating
 Maady Rating

General Tax Rate Per \$100. 1.95
 State Equalized Tax Rate 1.90

MANSFIELD TOWNSHIP - BURLINGTON CO.

Form of Government
 Township Committee

Number of Members on Governing Body - 3

PER CAPITA:

Gross Debt 589.65
 Net Debt 110.50
 Debt Service 52.67
 Total Tax Levy 1,351.99
 Municipal Expenditures 506.04

PER CENT:

Gross Debt .85
 Net Debt .16
 Tax Levy Collected 95.95
 Tax Levy Cancelled, Abated or Adjusted .30

EXPENDITURES		REVENUES-REALIZED		1993 PROPERTY TAX	
GENERAL GOVERNMENT				STATE EQUALIZED TAX RATE	
Governing Body & Public Boards		1993 Property Taxes Collected	5,284,416.00	Local District School Taxes .68	1,946,799.00
Municipal Clerk		1993 Payments in Lieu of Taxes		Regional & Consolidated School Tax .66	1,886,543.46
Financial Administration	39,103.00	Delinquent Tax & Lien Collections	196,298.00	School Taxes in Municipal Budget	
Assessment of Taxes	138,229.00	Business Personalty Replacement Taxes	30,529.00	County Taxes	1,517,567.94
Collection of Taxes	38,200.00	Taxes From Public Utilities		County Library Taxes .03	96,237.93
Planning, Housing & Development	17,100.00	Other Miscellaneous Tax Revenues		Local Municipal Purpose Taxes	
Human Resources	51,201.00	State Aid Revenues	485,901.00	Veteran & Senior Citizen Taxes	61,050.00
Elections	1,692.00	Federal Aid Revenues		Total Taxes for Rate Computation 1.90	5,508,198.33
General Administration (other)	267,866.00			Special District Taxes	4,354.00
JUDICIARY		Sale of Acquired Property		Bank Corp. Taxes	
Municipal Courts	134,000.00	Other Miscellaneous Revenues	1,099,089.00	Added and Omitted Taxes	92,990.00
PUBLIC SAFETY		Total	7,096,233.00	Total Taxes Levied - ABSTRACT	5,544,492.33
Fire Protection	32,500.00	Prior Years Surplus Appropriated	681,941.00	Total Taxes Billed	5,507,264.00
Police Protection	182,129.00	REVENUES TOTAL	7,778,174.00	1993 TAXES COLLECTED	5,284,416.00
Civil Defense & Disaster Control	3,800.00	Reserve For Uncollected Taxes	387,935.00	1993 Taxes Cancelled, Abated or Adjusted	16,660.00
Environmental Inspection & Control	35,185.00			Transfer to Tax Title Liens or Foreclosed	8,087.00
Other Public Safety				Balance Outstanding Dec. 31, 1993	198,101.00
PUBLIC WORKS		CAPITAL OUTLAY TOTAL		PRIOR YEARS TAXES OUTSTANDING	
Streets and Drainage	83,300.00	Public Enterprises		Balance January 1, 1993	202,501.00
Sewers and Sewage Processing		Recreation-Culture	6,690.00	Collected in 1993	196,298.00
Garbage and Trash Disposal	204,649.00	Public Works	4,683.00	Cancelled, Abated or Adjusted 1993	1,554.00
Public Buildings and Grounds	38,400.00	Buildings and Grounds	14,247.00	Transfers to Tax Title Liens or Foreclosed	624.00
Other Public Works		Library and Education		Balance December 31, 1993	4,025.00
HEALTH and WELFARE		Conservation		TAX TITLE LIENS OUTSTANDING	
Health Services Except Environmental	25,394.00	All Other		Balance January 1, 1993	37,717.00
Welfare-Public Assistance	4,900.00			Transfer From Taxes	8,777.00
Hospital, Clinics, First Aid				Redeemed In 1993	
Animal, Insect, & Rodent Control				Cancelled, Abated or Adjusted (1993)	
Other Welfare Services				Transfer to Foreclosed Property	
RECREATION and CONSERVATION				Balance December 31, 1993	46,494.00
Beaches and Boardwalks				PROPERTY ACQUIRED BY DEED OR FORECLOSURE	
Parks, Playgrounds, Shade Trees	11,160.00			Balance January 1, 1993	
Land Reclamation & Conservation	20,050.00			Transfers From Taxes or Liens	
Other Recreational Services	26,950.00			Sale For Cash (1993)	
EDUCATION (excluding schools)				Cancelled, Abated or Adjusted (1993)	
Libraries				Balance December 31, 1993	
Other Educational Services				CURRENT FINANCES DECEMBER 31, 1993	
STATUTORY EXPENDITURES				ASSETS	
Pensions & F. I. C. A.	52,000.00			Cash Dec. 31, 1993	1,936,250.00
Employee Fringe Benefits	62,000.00			Taxes Receivable	202,126.00
Other Statutory Expenditures	500.00			Tax Title Liens	46,494.00
CETA And Other Public Employment Programs				Foreclosed Property	
MUNICIPAL FUNCTIONS TOTAL				Emergencies & Other Deferred Charges	
CAPITAL IMPROVEMENTS *MEMO*				State and Federal Aid Receivable	
DEBT SERVICE				Other Receivables	10,781.00
Principal Payments	189,650.00			Total	2,195,651.00
Interest Payments	26,364.00			LIABILITIES, RESERVES, AND SURPLUS	
				Cash Liabilities	852,561.00
DEFERRED CHARGES				Reserves for Receivables	259,401.00
SCHOOL, COUNTY, SPECIAL DISTRICT TAXES	5,451,502.33			Surplus Dec. 31, 1993	1,083,689.00
RESERVE FOR UNCOLLECTED TAXES	387,935.00			Total	2,195,651.00
EXPENDITURES TOTAL	7,526,785.33				

Population 1990 7,154
 Population 1993 7,376
 S & P Rating
 Moody Rating AAA

General Tax Rate Per \$100.

2.26

State Equalized Tax Rate

1.92

MANSFIELD TOWNSHIP - WARREN CO.

Form of Government:

Township Committee

Number of Members on Governing Body - 5

PER CAPITA:

Gross Debt 252.39
 Net Debt 239.95
 Debt Service
 Total Tax Levy 796.69
 Municipal Expenditures 374.61

PER CENT:

Gross Debt .62
 Net Debt .59
 Tax Levy Collected 95.45
 Tax Levy Cancelled, Abated
 or Adjusted .15

EXPENDITURES		REVENUES-REALIZED		1993 PROPERTY TAX	
GENERAL GOVERNMENT		1993 Property Taxes Collected		STATE EQUALIZED TAX RATE	
Governing Body & Public Boards		1993 Payments in Lieu of Taxes	5,847,836.90	Local District School Taxes	.65
Municipal Clerk		Delinquent Tax & Lien Collections	327,705.93	Regional & Consolidated School Tax	.62
Financial Administration	72,923.00	Business Personalty Replacement Taxes	48,308.68	School Taxes in Municipal Budget	
Assessment of Taxes	16,269.96	Taxes From Public Utilities	965,926.00	County Taxes	.65
Collection of Taxes	212,808.00	Other Miscellaneous Tax Revenues		County Library Taxes	.06
Planning, Housing & Development	42,512.00	State Aid Revenues	394,827.61	Local Municipal Purpose Taxes	
Human Resources	61,460.00	Federal Aid Revenues		Veteran & Senior Citizen Taxes	
Elections	2,410.00			Total Taxes for Rate Computation	1.92
General Administration (other)	343,887.00			Special District Taxes	
JUDICIARY		Sale of Acquired Property		Bank Corp. Taxes	
Municipal Courts	71,068.00	Other Miscellaneous Revenues	290,535.60	Added and Omitted Taxes	
PUBLIC SAFETY				Total Taxes Levied - ABSTRACT	52,088.39
Fire Protection	142,651.50	Prior Years Surplus Appropriated	950,000.00	Total Taxes Billed	6,274,694.21
Police Protection	552,807.61	REVENUES	8,825,140.72	1993 TAXES COLLECTED	5,847,836.90
Civil Defense & Disaster Control	18,900.00	Reserve For Uncollected Taxes	416,500.00	1993 Taxes Cancelled, Abated or Adjusted	9,888.83
Environmental Inspection & Control	26,900.00			Transfer to Tax Title Liens or Foreclosed	24,222.40
Other Public Safety				Balance Outstanding Dec. 31, 1993	244,850.04
PUBLIC WORKS		CAPITAL OUTLAY	12,020.70	PRIOR YEARS TAXES OUTSTANDING	
Streets and Drainage	523,420.00			Balance January 1, 1993	242,481.46
Sewers and Sewage Processing		Public Enterprises		Collected in 1993	236,700.62
Garbage and Trash Disposal	8,664.00	Recreation-Culture		Cancelled, Abated or Adjusted 1993	2,859.79
Public Buildings and Grounds	22,558.00	Public Works	12,020.70	Transfers to Tax Title Liens or Foreclosed	1,525.29
Other Public Works	55,000.00	Buildings and Grounds		Balance December 31, 1993	1,395.76
HEALTH and WELFARE		Library and Education		TAX TITLE LIENS OUTSTANDING	
Health Services Except Environmental	13,260.00	Conservation		Balance January 1, 1993	223,462.73
Welfare-Public Assistance	3,800.00	All Other		Transfer From Taxes	26,129.55
Hospital, Clinics, First Aid				Redeemed in 1993	91,005.31
Animal, Insect, & Rodent Control		CAPITAL DEBT AUTHORIZED, DECEMBER 31, 1993		Cancelled, Abated or Adjusted (1993)	24,101.79
Other Welfare Services		ISSUED AND UNISSUED		Transfer to Foreclosed Property	
RECREATION and CONSERVATION		School	98,000	Balance December 31, 1993	134,485.18
Beaches and Boardwalks		Self-Liquidating		PROPERTY ACQUIRED BY DEED OR	
Parks, Playgrounds, Shade Trees		Other	1,889,833	FORECLOSURE	
Land Reclamation & Conservation	7,135.00	Total	1,987,833	Balance January 1, 1993	212,635.00
Other Recreational Services	30,925.00			Transfers From Taxes or Liens	
EDUCATION (excluding schools)		ISSUED AND OUTSTANDING		Sale For Cash (1993)	
Libraries		School	98,000.00	Cancelled, Abated or Adjusted (1993)	
Other Educational Services		Self-Liquidating		Balance December 31, 1993	212,635.00
STATUTORY EXPENDITURES		Other		CURRENT FINANCES DECEMBER 31, 1993	
Pensions & F. I. C. A.	138,763.04	Total	98,000.00	ASSETS	
Employee Fringe Benefits	149,081.00	EQUALIZED VALUATION BASIS		Cash Dec. 31, 1993	1,399,059.05
Other Statutory Expenditures		FOR NET DEBT COMPUTATION	318,368,999	Taxes Receivable	246,245.80
CETA And Other Public Employment Programs		REAL PROPERTY VALUATIONS		Tax Title Liens	134,485.18
MUNICIPAL FUNCTIONS		Code Class # of Parcels % VAL'N		Foreclosed Property	212,635.00
CAPITAL IMPROVEMENTS		1 Vacant Land 680 5.73	15,309,510.00	Emergencies & Other Deferred Charges	38,000.00
DEBT SERVICE		2 Residential 1503 62.87	167,939,850.00	State and Federal Aid Receivable	121,000.00
Principal Payments		3 Farm 371 6.76	18,058,850.00	Other Receivables	54,746.59
Interest Payments		4a Commercial 43 6.49	17,332,700.00	Total	2,206,171.62
DEFERRED CHARGES		4b Industrial 11 6.46	17,252,200.00	LIABILITIES, RESERVES, AND SURPLUS	
SCHOOL, COUNTY, SPECIAL DISTRICT TAXES		4c Apartments 4 11.69	31,213,000.00	Cash Liabilities	511,150.11
RESERVE FOR UNCOLLECTED TAXES		Total 2612	267,106,110.00	Reserves for Receivables	643,112.57
EXPENDITURES		Land Area 29.65 Sq. Miles		Surplus Dec. 31, 1993	1,046,908.94
TOTAL	2,517,203.11	Net Valuation Taxable-Municipal	268,792,468	Total	2,206,171.62
		Net Valuation Taxable-County	324,807,445		
		State Equalized Valuation	316,261,920		
		State Equalization Ratio	84.91		

1519

Population 1990 334
 Population 1993 389
 S & P Rating
 Moody Rating

General Tax Rate Per \$100. .78
 State Equalized Tax Rate .81

MANTOLOKING BOROUGH - OCEAN CO.

Form of Government:
 Borough Council

Number of Members on Governing Body - 6

PER CAPITA:

Gross Debt 1,357.30
 Net Debt 1,357.80
 Debt Service 9.00
 Total Tax Levy 8,788.46
 Municipal Expenditures 4,306.31

PER CENT.

Gross Debt .13
 Net Debt .13
 Tax Levy Collected 93.16
 Tax Levy Cancelled, Abated or Adjusted .20

EXPENDITURES		REVENUES-REALIZED		1993 PROPERTY TAX	
GENERAL GOVERNMENT				STATE EQUALIZED TAX RATE	
Governing Body & Public Boards	88,000.00	1993 Property Taxes Collected	3,357,481.90	Local District School Taxes	.04 186,688.00
Municipal Clerk	17,010.52	1993 Payments in Lieu of Taxes	1,966.83	Regional & Consolidated School Tax	
Financial Administration	8,436.61	Delinquent Tax & Lien Collections	82,601.28	School Taxes in Municipal Budget	
Assessment of Taxes	32,216.82	Business Personalty Replacement Taxes	1,129.48	County Taxes	-.44 * 1,843,629.16
Collection of Taxes	8,000.00	Taxes From Public Utilities	131,011.00	County Library Taxes	-.04 156,415.25
Planning, Housing & Development	61,608.00	Other Miscellaneous Tax Revenues		Local Municipal Purpose Taxes	-.29 1,217,203.00
Human Resources		State Aid Revenues	16,718.00	Veteran & Senior Citizen Taxes	2,150.00
Elections		Federal Aid Revenues		Total Taxes for Rate Computation	.81 3,406,085.41
General Administration (other)	127,399.50			Special District Taxes	
JUDICIARY				Bank Corp. Taxes	
Municipal Courts	28,200.00	Sale of Acquired Property		Added and Omitted Taxes	14,775.60
PUBLIC SAFETY		Other Miscellaneous Revenues	322,988.70	Total Taxes Levied - ABSTRACT	3,418,711.01
Fire Protection	40,500.00		Total 3,913,895.19	Total Taxes Billed	3,420,533.41
Police Protection	382,037.00	Prior Years Surplus Appropriated		1993 TAXES COLLECTED	3,357,481.90
Civil Defense & Disaster Control	159.99	REVENUES	TOTAL 3,913,895.19	1993 Taxes Cancelled, Abated or Adjusted	6,899.34
Environmental Inspection & Control	18,075.54	Reserve For Uncollected Taxes	89,020.00	Transfer to Tax Title Liens or Foreclosed	
Other Public Safety		CAPITAL OUTLAY	TOTAL 73,505.17	Balance Outstanding Dec. 31, 1993	56,152.17
PUBLIC WORKS				PRIOR YEARS TAXES OUTSTANDING	
Streets and Drainage	79,400.00	Public Enterprises		Balance January 1, 1993	82,601.28
Sewers and Sewage Processing	206,123.52	Recreation-Culture		Collected in 1993	82,601.28
Garbage and Trash Disposal	138,603.45	Public Works	61,437.67	Cancelled, Abated or Adjusted 1993	
Public Buildings and Grounds	90,500.00	Buildings and Grounds	12,067.50	Transfers to Tax Title Liens or Foreclosed	
Other Public Works		Library and Education		Balance December 31, 1993	
HEALTH and WELFARE		Conservation		TAX TITLE LIENS OUTSTANDING	
Health Services Except Environmental	200.00	All Other		Balance January 1, 1993	
Welfare-Public Assistance	500.00			Transfer From Taxes	
Hospital, Clinics, First Aid	200.00			Redeemed In 1993	
Animal, Insect, & Rodent Control				Cancelled, Abated or Adjusted (1993)	
Other Welfare Services				Transfer to Foreclosed Property	
RECREATION and CONSERVATION				Balance December 31, 1993	
Beaches and Boardwalks	25,000.00			PROPERTY ACQUIRED BY DEED OR	
Parks, Playgrounds, Shade Trees				FORECLOSURE	
Land Reclamation & Conservation				Balance January 1, 1993	
Other Recreational Services				Transfers From Taxes or Liens	
EDUCATION (excluding schools)				Sale For Cash (1993)	
Libraries				Cancelled, Abated or Adjusted (1993)	
Other Educational Services				Balance December 31, 1993	
STATUTORY EXPENDITURES				CURRENT FINANCES DECEMBER 31, 1993	
Pensions & F. I. C. A.	70,764.79			ASSETS	
Employee Fringe Benefits	56,200.00			Cash Dec. 31, 1993	859,432.02
Other Statutory Expenditures				Taxes Receivable	56,152.17
CETA And Other Public Employment Programs				Tax Title Liens	
MUNICIPAL FUNCTIONS				Foreclosed Property	
CAPITAL IMPROVEMENTS	1,477,135.74			Emergencies & Other Deferred Charges	136,942.44
DEBT SERVICE				State and Federal Aid Receivable	
Principal Payments	3,500.00			Other Receivables	3,761.13
Interest Payments				Total	1,056,287.76
DEFERRED CHARGES	105,500.00			LIABILITIES, RESERVES, AND SURPLUS	
SCHOOL, COUNTY, SPECIAL DISTRICT TAXES	2,186,732.41			Cash Liabilities	367,723.60
RESERVE FOR UNCOLLECTED TAXES	89,020.00			Reserves for Receivables	59,913.30
EXPENDITURES	3,861,388.15			Surplus Dec. 31, 1993	628,650.86
				Total	1,056,287.76

0810

Population 1990 10,374

Population 1993 10,420

S & P Rating

A

Maady Rating

General Tax Rate Per \$100.

3.77

State Equalized Tax Rate

2.48

MANTUA TOWNSHIP - GLOUCESTER CO.

Form of Government:

Township Committee

Number of Members on Governing Body - 5

PER CAPITA:

Gross Debt 1,769.92

Net Debt 182.47

Debt Service 37.76

Total Tax Levy 1,169.76

Municipal Expenditures 570.56

PER CENT:

Gross Debt 4.09

Net Debt .42

Tax Levy Collected 93.06

Tax Levy Cancelled, Abated

or Adjusted .27

EXPENDITURES		REVENUES-REALIZED		1993 PROPERTY TAX	
GENERAL GOVERNMENT				STATE EQUALIZED TAX RATE	
Governing Body & Public Boards		1993 Property Taxes Collected	11,355,499.13	Local District School Taxes	3,545,424.00
Municipal Clerk	58,914.60	1993 Payments in Lieu of Taxes		Regional & Consolidated School Tax	2,835,683.30
Financial Administration	48,611.00	Delinquent Tax & Lien Collections	954,567.83	School Taxes in Municipal Budget	
Assessment of Taxes	61,113.00	Business Personalty Replacement Taxes	60,696.04	County Taxes	3,003,031.85
Collection of Taxes	50,245.00	Taxes From Public Utilities	776,398.00	County Library Taxes	140,722.83
Planning, Housing & Development	72,273.50	Other Miscellaneous Tax Revenues		Local Municipal Purpose Taxes	2,289,000.00
Human Resources		State Aid Revenues	516,532.57	Veteran & Senior Citizen Taxes	98,400.00
Elections		Federal Aid Revenues		Total Taxes for Rate Computation	11,912,261.98
General Administration (other)	492,448.00			Special District Taxes	
JUDICIARY				Bank Corp. Taxes	
Municipal Courts	65,274.00	Sale of Acquired Property	867,016.69	Added and Omitted Taxes	375,027.71
PUBLIC SAFETY		Other Miscellaneous Revenues	14,530,710.26	Total Taxes Levied - ABSTRACT	12,188,389.69
Fire Protection	1,232,286.00	Prior Years Surplus Appropriated	1,282,500.00	Total Taxes Billed	12,202,626.77
Police Protection	7,000.00	REVENUES .TOTAL	15,813,210.26	1993 TAXES COLLECTED	11,355,499.13
Civil Defense & Disaster Control	200,449.00	Reserve For Uncollected Taxes	990,000.00	1993 Taxes Cancelled, Abated or Adjusted	32,910.17
Environmental Inspection & Control				Transfer to Tax Title Liens or Foreclosed	10,838.75
Other Public Safety		CAPITAL OUTLAY	TOTAL	Balance Outstanding Dec. 31, 1993	803,378.72
PUBLIC WORKS				PRIOR YEARS TAXES OUTSTANDING	
Streets and Drainage	285,855.00	Public Enterprises	140,925.32	Balance January 1, 1993	869,982.78
Sewers and Sewage Processing	1,037,427.00	Recreation-Culture	75,423.85	Collected in 1993	864,314.60
Garbage and Trash Disposal	57,450.00	Public Works	78,775.25	Cancelled, Abated or Adjusted 1993	
Public Buildings and Grounds	37,275.00	Buildings and Grounds		Transfers for Tax Title Liens or Foreclosed	
Other Public Works		Library and Education		Balance December 31, 1993	5,668.18
HEALTH and WELFARE		Conservation		TAX TITLE LIENS OUTSTANDING	
Health Services Except Environmental	25,767.00	All Other		Balance January 1, 1993	155,886.48
Welfare-Public Assistance	6,240.00			Transfer From Taxes	10,838.75
Hospital, Clinics, First Aid		CAPITAL DEBT AUTHORIZED, DECEMBER 31, 1993		Redeemed In 1993	90,253.23
Animal, Insect, & Rodent Control		ISSUED AND UNISSUED		Cancelled, Abated or Adjusted (1993)	
Other Welfare Services		School	16,541,237	Transfer to Foreclosed Property	
RECREATION and CONSERVATION		Self-Liquidating	1,901,369	Balance December 31, 1993	76,472.00
Beaches and Boardwalks		Other	18,442,607	PROPERTY ACQUIRED BY DEED OR FORECLOSURE	
Parks, Playgrounds, Shade Trees	6,575.00			Balance January 1, 1993	2,084,150.00
Land Reclamation & Conservation	47,213.00	ISSUED AND OUTSTANDING		Transfers From Taxes or Liens	
Other Recreational Services		School	7,599,257.30	Sale For Cash (1993)	
EDUCATION (excluding schools)		Self-Liquidating	1,390,000.00	Cancelled, Abated or Adjusted (1993)	
Libraries	6,050.00	Other	8,989,257.30	Balance December 31, 1993	2,084,150.00
Other Educational Services		EQUALIZED VALUATION BASIS		CURRENT FINANCES DECEMBER 31, 1993	
STATUTORY EXPENDITURES		FOR NET DEBT COMPUTATION		ASSETS	
Pensions & F. I. C. A.	265,935.18	REAL PROPERTY VALUATIONS		Cash Dec. 31, 1993	3,938,508.21
Employee Fringe Benefits	353,750.00	Code Class # of Parcels % VAL'N		Taxes Receivable	809,046.90
Other Statutory Expenditures	13,000.00	1 Vacant Land 1290 4.98		Tax Title Liens	76,472.00
CETA and Other Public Employment Programs		2 Residential 3439 77.99		Foreclosed Property	2,084,150.00
MUNICIPAL FUNCTIONS		3 Farm 297 3.60		Emergencies & Other Deferred Charges	9,000.00
CAPITAL IMPROVEMENTS		4a Commercial 132 10.57		State and Federal Aid Receivable	
DEBT SERVICE		4b Industrial 10 2.44		Other Receivables	110,383.53
Principal Payments	292,000.00	4c Apartments 6 .42		Total	7,027,560.64
Interest Payments	101,507.00	Total 5174		LIABILITIES, RESERVES, AND SURPLUS	
DEFERRED CHARGES		Land Area 15.96 Sq. Miles		Cash Liabilities	1,960,326.99
SCHOOL, COUNTY, SPECIAL DISTRICT TAXES	9,524,861.98	Net Valuation Taxable-Municipal	313,729,418	Reserves for Receivables	3,075,673.49
RESERVE FOR UNCOLLECTED TAXES	990,000.00	Net Valuation Taxable-County	487,298,701	Surplus Dec. 31, 1993	1,991,560.16
EXPENDITURES		State Equalized Valuation	475,049,721	Total	7,027,560.64
TOTAL	15,470,065.98	State Equalization Ratio	65.74		

General Tax Rate Per \$100.	4.71
State Equalized Tax Rate	2.36

Form of Government:
Borough Council

Number of Members on Governing Body - 6

Grass Debt	1,048.63
Net Debt	864.76
Debt Service	120.95
Total Tax Levy	1,151.79
Municipal Expenditures	687.93

Gross Debt	2.12
Net Debt	1.75
Tax Levy Collected	95.78
Tax Levy Cancelled, Abated or Adjusted	.08

1287 1000

0319

Population 1990 19,211
 Population 1993 19,654
 S & P Rating
 Moody Rating AAA

General Tax Rate Per \$100. 2.54
 State Equalized Tax Rate 2.55

MAPLE SHADE TWP. - BURLINGTON CO.

Form of Government:

Council-Manager Plan E (OMCL 50)
 Number of Members on Governing Body - 5

PER CAPITA:

Gross Debt 1,630.25
 Net Debt 503.11
 Debt Service 52.54
 Total Tax Levy 894.99
 Municipal Expenditures 373.05

PER CENT.

Gross Debt 4.64
 Net Debt 1.43
 Tax Levy Collected 95.31
 Tax Levy Cancelled, Abated or Adjusted .42

EXPENDITURES		REVENUES-REALIZED		1993 PROPERTY TAX	
GENERAL GOVERNMENT				STATE EQUALIZED TAX RATE 1.45	
Governing Body & Public Boards	15,000.00	1993 Property Taxes Collected 16,771,473.44		Local District School Taxes 1.45	
Municipal Clerk	70,657.00	1993 Payments in Lieu of Taxes		Regional & Consolidated School Tax	
Financial Administration	29,800.00	Delinquent Tax & Lien Collections 739,821.26		School Taxes in Municipal Budget	
Assessment of Taxes		Business Personalty Replacement Taxes 114,880.57		County Taxes .54	
Collection of Taxes	154,630.00	Taxes From Public Utilities 1,017,841.00		County Library Taxes .03	
Planning, Housing & Development	16,790.00	Other Miscellaneous Tax Revenues		Local Municipal Purpose Taxes .53	
Human Resources	98,856.00	State Aid Revenues 940,368.57		Veteran & Senior Citizen Taxes	
Elections		Federal Aid Revenues		Total Taxes for Rate Computation 2.55	
General Administration (other)	400,682.00	Sale of Acquired Property		Special District Taxes	
JUDICIARY		Other Miscellaneous Revenues 633,876.33		Bank Corp. Taxes	
Municipal Courts	64,351.10	Total 20,218,261.17		Added and Omitted Taxes	
PUBLIC SAFETY		Prior Years Surplus Appropriated 650,000.00		Total Taxes Levied - ABSTRACT	
Fire Protection	117,727.20	REVENUES TOTAL 20,868,261.17		Total Taxes Billed	
Police Protection	2,000,896.90	Reserve For Uncollected Taxes 885,162.00		1993 TAXES COLLECTED	
Civil Defense & Disaster Control	11,465.00	CAPITAL OUTLAY TOTAL 604,954.97		1993 Taxes Cancelled, Abated or Adjusted	
Environmental Inspection & Control	86,668.00	Public Enterprises 454,183.54		Transfer to Tax Title Liens or Foreclosed	
Other Public Safety		Recreation-Culture 92,757.73		Balance Outstanding Dec. 31, 1993	
PUBLIC WORKS		Public Works 58,013.70		PRIOR YEARS TAXES OUTSTANDING	
Streets and Drainage	579,089.00	Conservation		Balance January 1, 1993	
Sewers and Sewage Processing	452,700.00	All Other		Collected in 1993	
Garbage and Trash Disposal		CAPITAL DEBT AUTHORIZED, DECEMBER 31, 1993		Cancelled, Abated or Adjusted 1993	
Public Buildings and Grounds	148,400.00	ISSUED AND UNISSUED		Transfers to Tax Title Liens or Foreclosed	
Other Public Works		SCHOOL		Balance December 31, 1993	
HEALTH and WELFARE		GROSS DEBT		TAX TITLE LIENS OUTSTANDING	
Health Services Except Environmental		NET DEBT		Balance January 1, 1993	
Welfare-Public Assistance		SCHOOL 5,671,000		Transfer From Taxes	
Hospital, Clinics, First Aid		Self-Liquidating 20,151,812		Redeemed In 1993	
Animal, Insect, & Rodent Control		Other 6,218,060		Cancelled, Abated or Adjusted (1993)	
Other Welfare Services		Total 32,040,872		Transfer to Foreclosed Property	
RECREATION and CONSERVATION		ISSUED AND OUTSTANDING		Balance December 31, 1993	
Beaches and Boardwalks		SCHOOL 5,671,000.00		PROPERTY ACQUIRED BY DEED OR	
Parks, Playgrounds, Shade Trees		Self-Liquidating 20,151,723.87		FORECLOSURE	
Land Reclamation & Conservation	6,460.70	Other 6,217,310.00		Balance January 1, 1993	
Other Recreational Services	54,600.00	Total 32,040,033.87		Transfers From Taxes or Liens	
EDUCATION (excluding schools)		EQUALIZED VALUATION BASIS		Sale For Cash (1993)	
Libraries	88,986.00	FOR NET DEBT COMPUTATION		Cancelled, Abated or Adjusted (1993)	
Other Educational Services		REAL PROPERTY VALUATIONS		Balance December 31, 1993	
STATUTORY EXPENDITURES		Code Class # of Parcels % VALN		CURRENT FINANCES DECEMBER 31, 1993	
Pensions & F. I. C. A.	286,572.00	ASSESSED VALUATION		ASSETS	
Employee Fringe Benefits	421,482.00	1 Vacant Land 177 1.20		Cash Dec. 31, 1993	
Other Statutory Expenditures		2 Residential 4575 59.31		Taxes Receivable	
CETA And Other Public Employment Programs		3 Farm 2 .01		Tax Title Liens	
MUNICIPAL FUNCTIONS TOTAL	5,105,812.90	4a Commercial 234 18.98		Foreclosed Property	
CAPITAL IMPROVEMENTS *MEMO*	65,000.00	4b Industrial 25 1.58		Emergencies & Other Deferred Charges	
DEBT SERVICE		4c Apartments 24 18.92		State and Federal Aid Receivable	
Principal Payments	589,250.00	Total 5037		Other Receivables	
Interest Payments	443,397.44	Land Area 3.72 Sq. Miles		Total	
DEFERRED CHARGES	308,241.59	Net Valuation Taxable-Municipal		LIABILITIES, RESERVES, AND SURPLUS	
SCHOOL, COUNTY, SPECIAL DISTRICT TAXES	13,855,285.14	Net Valuation Taxable-County		Cash Liabilities	
RESERVE FOR UNCOLLECTED TAXES	885,162.00	State Equalized Valuation		Reserves for Receivables	
EXPENDITURES TOTAL	21,187,149.07	State Equalization Ratio		Surplus Dec. 31, 1993	
				Total	

0711

Population 1990 21,652
 Population 1993 22,337
 S & P Rating
 Moody Rating AA

General Tax Rate Per \$100. 7.51
 State Equalized Tax Rate 2.96

MAPLEWOOD TOWNSHIP. - ESSEX COUNTY

Form of Government:
 Township Committee

Number of Members on Governing Body - 5

PER CAPITA:

Gross Debt 996.05
 Net Debt 441.56
 Debt Service 33.17
 Total Tax Levy 1,861.84
 Municipal Expenditures 791.92

PER CENT:

Gross Debt 1.57
 Net Debt .70
 Tax Levy Collected 98.06
 Tax Levy Cancelled, Abated or Adjusted .17

EXPENDITURES		REVENUES-REALIZED		1993 PROPERTY TAX	
GENERAL GOVERNMENT				STATE EQUALIZED TAX RATE	
Governing Body & Public Boards		1993 Property Taxes Collected	40,786,389.86	Local District School Taxes	1.50
Municipal Clerk		1993 Payments in Lieu of Taxes	392,239.04	Regional & Consolidated School Tax	
Financial Administration	135,900.00	Delinquent Tax & Lien Collections	737,280.97	School Taxes in Municipal Budget	
Assessment of Taxes	94,367.00	Business Personalty Replacement Taxes	296,571.72	County Taxes	.68
Collection of Taxes	110,555.00	Taxes From Public Utilities	1,266,629.30	County Library Taxes	
Planning, Housing & Development	26,805.00	Other Miscellaneous Tax Revenues		Local Municipal Purpose Taxes	.78
Human Resources	182,858.00	State Aid Revenues	1,084,833.10	Veteran & Senior Citizen Taxes	
Elections		Federal Aid Revenues		Total Taxes for Rate Computation	2.96
General Administration (other)	1,569,474.79			Special District Taxes	
JUDICIARY		Sale of Acquired Property		Bank Corp. Taxes	
Municipal Courts	195,215.00	Other Miscellaneous Revenues	2,105,187.70	Added and Omitted Taxes	68,973.70
PUBLIC SAFETY		Total	46,669,131.69	Total Taxes Levied - ABSTRACT	41,587,883.23
Fire Protection	2,210,622.00	Prior Years Surplus Appropriated	1,350,000.00	Total Taxes Billed	41,592,199.28
Police Protection	3,500,970.75	REVENUES	48,019,131.69	1993 TAXES COLLECTED	40,796,389.86
Civil Defense & Disaster Control	81,541.00	Reserve For Uncollected Taxes	1,254,000.00	1993 Taxes Cancelled, Abated or Adjusted	71,570.30
Environmental Inspection & Control	217,402.00	CAPITAL OUTLAY	TOTAL	Transfer to Tax Title Liens or Foreclosed	5,722.62
Other Public Safety			1,911,434.39	Balance Outstanding Dec. 31, 1993	728,516.50
PUBLIC WORKS		Public Enterprises	237,135.17	PRIOR YEARS TAXES OUTSTANDING	
Streets and Drainage	1,057,360.00	Recreation-Culture	76,505.93	Balance January 1, 1993	775,589.76
Sewers and Sewage Processing	1,448,224.00	Public Works	308,991.74	Collected in 1993	737,280.97
Garbage and Trash Disposal		Buildings and Grounds	1,288,801.55	Cancelled, Abated or Adjusted 1993	28,718.11
Public Buildings and Grounds	526,755.00	Library and Education		Transfers to Tax Title Liens or Foreclosed	5,140.64
Other Public Works	161,593.00	Conservation		Balance December 31, 1993	4,450.04
HEALTH and WELFARE		All Other		TAX TITLE LIENS OUTSTANDING	
Health Services Except Environmental	163,802.00	CAPITAL DEBT AUTHORIZED, DECEMBER 31, 1993		Balance January 1, 1993	7,467.65
Welfare-Public Assistance	19,213.00	ISSUED AND UNISSUED	GROSS DEBT	Transfer From Taxes	12,194.08
Hospital, Clinics, First Aid		School	11,414,661	Redeemed in 1993	
Animal, Insect, & Rodent Control		Self-Liquidating	275,000	Cancelled, Abated or Adjusted (1993)	
Other Welfare Services		Other	10,559,131	Transfer to Foreclosed Property	
RECREATION and CONSERVATION		Total	22,248,793	Balance December 31, 1993	19,661.73
Beaches and Boardwalks		ISSUED AND OUTSTANDING		PROPERTY ACQUIRED BY DEED OR FORECLOSURE	
Parks, Playgrounds, Shade Trees	586,787.00	School	9,654,270.19	Balance January 1, 1993	7,103.00
Land Reclamation & Conservation		Self-Liquidating		Transfers From Taxes or Liens	
Other Recreational Services	196,046.00	Other	7,151,000.00	Sale For Cash (1993)	
EDUCATION (excluding schools)		Total	16,805,270.19	Cancelled, Abated or Adjusted (1993)	
Libraries	839,600.00	EQUALIZED VALUATION BASIS	FOR NET DEBT COMPUTATION	Balance December 31, 1993	7,103.00
Other Educational Services		REAL PROPERTY VALUATIONS		CURRENT FINANCES DECEMBER 31, 1993	
STATUTORY EXPENDITURES		Code Class # of Parcels % VAL'N	ASSESSED VALUATION	ASSETS	
Pensions & F. I. C. A.	1,155,270.00	1 Vacant Land 77 .22	1,189,800.00	Cash Dec. 31, 1993	3,446,782.57
Employee Fringe Benefits	1,181,500.00	2 Residential 6842 89.13	491,379,300.00	Taxes Receivable	732,966.54
Other Statutory Expenditures	20,000.00	3 Farm		Tax Title Liens	19,661.73
CETA And Other Public Employment Programs		4a Commercial 297 8.63	47,566,800.00	Foreclosed Property	7,103.00
MUNICIPAL FUNCTIONS		4b Industrial 36 1.47	8,120,700.00	Emergencies & Other Deferred Charges	
CAPITAL IMPROVEMENTS		4c Apartments 9 .55	3,058,100.00	State and Federal Aid Receivable	21,101.14
DEBT SERVICE		Total 7261	551,313,700.00	Other Receivables	79,634.61
Principal Payments	400,000.00	Land Area 4.00 Sq. Miles		Total	4,307,249.59
Interest Payments	340,818.97	Net Valuation Taxable-Municipal	552,905,800	LIABILITIES, RESERVES, AND SURPLUS	
DEFERRED CHARGES		Net Valuation Taxable-County	1,413,474,657	Cash Liabilities	1,735,589.27
SCHOOL, COUNTY, SPECIAL DISTRICT TAXES	30,584,346.57	State Equalized Valuation	1,401,959,024	Reserves for Receivables	845,186.14
RESERVE FOR UNCOLLECTED TAXES	1,254,000.00	State Equalization Ratio	39.37	Surplus Dec. 31, 1993	1,726,474.18
EXPENDITURES	TOTAL			Total	4,307,249.59

0116

Population 1990 8,431

Population 1993 8,501

S & P Rating A1

Moody Rating A1

General Tax Rate Per \$100.

1.58

State Equalized Tax Rate

1.59

MARGATE CITY - ATLANTIC COUNTY

Form of Government:

Commission (1911)

Number of Members on Governing Body - 3

PER CAPITA:

Gross Debt 1,645.12

Net Debt 1,592.25

Debt Service 155.28

Total Tax Levy 2,422.46

Municipal Expenditures 1,369.83

PER CENT:

Gross Debt 1.09

Net Debt 1.06

Tax Levy Collected 94.78

Tax Levy Cancelled, Abated

or Adjusted 16.87

EXPENDITURES		REVENUES-REALIZED		1993 PROPERTY TAX	
GENERAL GOVERNMENT		1993 Property Taxes Collected		STATE EQUALIZED TAX RATE	
Governing Body & Public Boards	27,000.00	19,523,349.63		Local District School Taxes .40	
Municipal Clerk	38,000.00	1,051,496.99		Regional & Consolidated School Tax	
Financial Administration	154,000.00	55,455.29		School Taxes in Municipal Budget .04	
Assessment of Taxes	249,600.00	772,040.00		County Taxes .49	
Collection of Taxes	67,000.00	274,295.98		County Library Taxes	
Planning, Housing & Development	147,834.86	23,022,438.66		Local Municipal Purpose Taxes .66	
Human Resources	8,000.00	800,000.00		Veteran & Senior Citizen Taxes	
Elections	985,050.00	1,178,000.00		Total Taxes for Rate Computation 1.59	
General Administration (other)		1,561,159.49		Special District Taxes	
JUDICIARY		Sale of Acquired Property		Bank Corp. Taxes	
Municipal Courts	112,000.00	Other Miscellaneous Revenues		Added and Omitted Taxes	
PUBLIC SAFETY		1,345,802.77		Total Taxes Levied - ABSTRACT	
Fire Protection	1,513,617.00	23,022,438.66		Total Taxes Billed	
Police Protection	1,691,704.49	800,000.00		1993 TAXES COLLECTED	
Civil Defense & Disaster Control	2,500.00	23,822,438.66		1993 Taxes Cancelled, Abated or Adjusted	
Environmental Inspection & Control	295,000.00	1,178,000.00		Transfer to Tax Title Liens or Foreclosed	
Other Public Safety		CAPITAL OUTLAY TOTAL		Balance Outstanding Dec. 31, 1993	
PUBLIC WORKS		1,561,159.49		PRIOR YEARS TAXES OUTSTANDING	
Streets and Drainage	820,822.28	Public Enterprises		Balance January 1, 1993	
Sewers and Sewage Processing		139,042.28		Collected in 1993	
Garbage and Trash Disposal	715,577.72	107,050.15		Cancelled, Abated or Adjusted 1993	
Public Buildings and Grounds	69,500.00	1,116,771.81		Transfers to Tax Title Liens or Foreclosed	
Other Public Works	38,000.00	198,295.25		Balance December 31, 1993	
HEALTH and WELFARE		CAPITAL DEBT AUTHORIZED, DECEMBER 31, 1993		TAX TITLE LIENS OUTSTANDING	
Health Services Except Environmental	150.00	ISSUED AND UNISSUED GROSS DEBT		Balance January 1, 1993	
Welfare-Public Assistance	8,500.00	SCHOOL SELF-LIQUIDATING		Transfer From Taxes	
Hospital, Clinics, First Aid	1,100.00	Other		Redeemed In 1993	
Animal, Insect, & Rodent Control	6,000.00	13,536,173		Cancelled, Abated or Adjusted (1993)	
Other Welfare Services		Total		Transfer to Foreclosed Property	
RECREATION and CONSERVATION		13,985,173		Balance December 31, 1993	
Beaches and Boardwalks	249,500.00	ISSUED AND OUTSTANDING		PROPERTY ACQUIRED BY DEED OR	
Parks, Playgrounds, Shade Trees	103,000.00	SCHOOL SELF-LIQUIDATING		FORECLOSURE	
Land Reclamation & Conservation		Other		Balance January 1, 1993	
Other Recreational Services	10,000.00	Total		Transfers From Taxes or Liens	
EDUCATION (excluding schools)		11,335,873.92		Sale For Cash (1993)	
Libraries	364,965.00	11,784,873.92		Cancelled, Abated or Adjusted (1993)	
Other Educational Services		EQUALIZED VALUATION BASIS		Balance December 31, 1993	
STATUTORY EXPENDITURES		FOR NET DEBT COMPUTATION		CURRENT FINANCES DECEMBER 31, 1993	
Pensions & F. I. C. A.	572,500.00	REAL PROPERTY VALUATIONS		ASSETS	
Employee Fringe Benefits	885,000.00	Code Class # of Parcels % VAL'N		Cash Dec. 31, 1993	
Other Statutory Expenditures		ASSESSED VALUATION		Taxes Receivable	
CETA And Other Public Employment Programs		1 Vacant Land 448 3.16		Tax Title Liens	
MUNICIPAL FUNCTIONS TOTAL	9,135,921.35	2 Residential 6085 90.66		Foreclosed Property	
CAPITAL IMPROVEMENTS *MEMO*	25,000.00	3 Farm 204 4.91		Emergencies & Other Deferred Charges	
DEBT SERVICE		4a Commercial 204 4.91		State and Federal Aid Receivable	
Principal Payments	554,218.32	4b Industrial 32 1.26		Other Receivables	
Interest Payments	765,825.14	4c Apartments 32 1.26		Total	
TYPE I SCHL DEBT *MEMO	534,281.25	Total 6769		LIABILITIES, RESERVES, AND SURPLUS	
DEFERRED CHARGES	10,962.50	Land Area 1.40 Sq. Miles		Cash Liabilities	
SCHOOL, COUNTY, SPECIAL DISTRICT TAXES	12,079,389.53	Net Valuation Taxable-Municipal		Reserves for Receivables	
RESERVE FOR UNCOLLECTED TAXES	1,179,000.00	Net Valuation Taxable-County		Surplus Dec. 31, 1993	
EXPENDITURES TOTAL	23,724,316.84	State Equalized Valuation		Total	
		State Equalization Ratio			

1987 / 2000

* ABOVE DEBT SERVICE INCLUDES TYPE I SCHOOL DEBT

364

*Includes County Health Services Taxes, County Vocational School Taxes, or County Open Space Tax See Table 13.

1328

Population 1990 27,974
 Population 1993 30,223
 S & P Rating AAA
 Moody Rating AAA

General Tax Rate Per \$100. 2.30
 State Equalized Tax Rate 2.03

MARLBORO TOWNSHIP - MONMOUTH CO.

Form of Government:

Mayor-Council Plan E (OMCL 50)

Number of Members on Governing Body - 5

PER CAPITA:

Gross Debt 909.26
 Net Debt 418.68
 Debt Service 61.14
 Total Tax Levy 1,505.12
 Municipal Expenditures 523.58

PER CENT:

Gross Debt 1.29
 Net Debt .60
 Tax Levy Collected 96.97
 Tax Levy Cancelled, Abated or Adjusted .09

EXPENDITURES		REVENUES-REALIZED		1993 PROPERTY TAX	
GENERAL GOVERNMENT		1993 Property Taxes Collected		STATE EQUALIZED TAX RATE	
Governing Body & Public Boords	203,335.00	1993 Payments in Lieu of Taxes		Local District School Taxes	19,703,727.00
Municipal Clerk		Delinquent Tax & Lien Collections		Regional & Consolidated School Tax	8,755,653.86
Financial Administration	152,046.00	Business Personalty Replacement Taxes		School Taxes in Municipal Budget	*
Assessment of Taxes	145,941.00	Taxes From Public Utilities		County Taxes	9,906,117.14
Collection of Taxes	147,930.00	Other Miscellaneous Tax Revenues		County Library Taxes	399,464.09
Planning, Housing & Development	184,550.00	State Aid Revenues		Local Municipal Purpose Taxes	4,614,380.00
Human Resources	161,109.81	Federal Aid Revenues		Veteran & Senior Citizen Taxes	81,100.00
Elections	7,600.00	Sale of Acquired Property		Total Taxes for Rate Computation	2.03 43,460,442.09
General Administration (other)	1,029,970.35	Other Miscellaneous Revenues		Special District Taxes	1,070,692.00
JUDICIARY		Prior Years Surplus Appropriated		Bank Corp. Taxes	
Municipal Courts	287,123.00	REVENUES TOTAL		Added and Omitted Taxes	1,039,179.43
PUBLIC SAFETY		CAPITAL OUTLAY TOTAL		Total Taxes Levied - ABSTRACT	45,489,213.52
Fire Protection	56,338.00	Public Enterprises		Total Taxes Billed	45,499,123.47
Police Protection	3,556,808.25	Recreation-Culture		1993 TAXES COLLECTED	44,118,809.38
Civil Defense & Disaster Control	5,400.00	Public Works		1993 Taxes Cancelled, Abated or Adjusted	39,305.89
Environmental Inspection & Control	210,817.00	Buildings and Grounds		Transfer to Tax Title Liens or Foreclosed	119,959.39
Other Public Safety		Library and Education		Balance Outstanding Dec. 31, 1993	1,220,848.81
PUBLIC WORKS		Conservation		PRIOR YEARS TAXES OUTSTANDING	
Streets and Drainage	1,622,551.40	All Other		Balance January 1, 1993	1,705,512.33
Sewers and Sewage Processing	343,849.00	CAPITAL DEBT AUTHORIZED, DECEMBER 31, 1993		Collected in 1993	1,558,049.64
Gorbage and Trash Disposal		ISSUED AND UNISSUED		Cancelled, Abated or Adjusted 1993	3,321.43
Public Buildings and Grounds	527,724.00	SCHOOL		Transfers to Tax Title Liens or Foreclosed	44,577.58
Other Public Works	86,000.00	Self-Liquidating		Balance December 31, 1993	99,563.68
HEALTH and WELFARE		Other		TAX TITLE LIENS OUTSTANDING	
Health Services Except Environmental	4,350.00	Total		Balance January 1, 1993	975,395.95
Welfare-Public Assistance	21,000.00	NET DEBT		Transfer From Taxes	168,322.93
Hospital, Clinics, First Aid	1,500.00	SCHOOL		Redeemed in 1993	573,012.72
Animal, Insect, & Rodent Control	16,000.00	Self-Liquidating		Cancelled, Abated or Adjusted (1993)	11,063.74
Other Welfare Services	500.00	Other		Transfer to Foreclosed Property	
RECREATION and CONSERVATION		Total		Balance December 31, 1993	559,642.42
Beaches and Boardwalks		ISSUED AND OUTSTANDING		PROPERTY ACQUIRED BY DEED OR FORECLOSURE	
Parks, Playgrounds, Shade Trees		SCHOOL		Balance January 1, 1993	196,860.00
Land Reclamation & Conservation	1,700.00	Self-Liquidating		Transfers From Taxes or Liens	
Other Recreational Services	461,523.03	Other		Sale For Cash (1993)	
EDUCATION (excluding schools)		Total		Cancelled, Abated or Adjusted (1993)	
Libraries	27,650.00	EQUALIZED VALUATION BASIS		Balance December 31, 1993	196,860.00
Other Educational Services		FOR NET DEBT COMPUTATION		CURRENT FINANCES DECEMBER 31, 1993	
STATUTORY EXPENDITURES		REAL PROPERTY VALUATIONS		ASSETS	
Pensions & F. I. C. A.	853,855.00	Code Class # of Parcels % VALN		Cash Dec. 31, 1993	10,304,656.24
Employee Fringe Benefits	1,421,600.00	1 Vacant Land 2175 5.11		Taxes Receivable	1,320,412.49
Other Statutory Expenditures	15,000.00	2 Residential 8420 86.10		Tax Title Liens	559,642.42
CETA And Other Public Employment Programs		3 Farm 327 .97		Foreclosed Property	196,860.00
MUNICIPAL FUNCTIONS TOTAL	11,553,770.84	4a Commercial 172 5.21		Emergencies & Other Deferred Charges	10,021.60
CAPITAL IMPROVEMENTS *ME40*	90,000.00	4b Industrial 31 2.46		State and Federal Aid Receivable	13,749.20
DEBT SERVICE		4c Apartments 2 .16		Other Receivables	707,602.09
Principal Payments	1,422,831.03	Total 11127		Total	13,112,944.04
Interest Payments	425,036.73	Land Area 30.35 Sq. Miles		LIABILITIES, RESERVES, AND SURPLUS	
DEFERRED CHARGES	178,442.16	Net Valuation Taxable-Municipal		Cash Liabilities	3,003,708.83
SCHOOL, COUNTY, SPECIAL DISTRICT TAXES	39,835,654.09	Net Valuation Taxable-County		Reserves for Receivables	2,784,517.00
RESERVE FOR UNCOLLECTED TAXES	2,244,032.00	State Equalized Valuation		Surplus Dec. 31, 1993	7,324,718.16
EXPENDITURES TOTAL	55,659,766.85	State Equalization Ratio		Total	13,112,944.04

1329

Population 1990 9,270
 Population 1993 9,651
 S & P Rating
 Maady Rating A

General Tax Rate Per \$100. 2.99
 State Equalized Tax Rate 2.78

MATAWAN BOROUGH - MONMOUTH CO.

Form of Government:

Borough Council

Number of Members on Governing Body - 6

PER CAPITA:

Gross Debt 1,193.67
 Net Debt 489.70
 Debt Service 53.70
 Total Tax Levy 1,278.09
 Municipal Expenditures 645.91

PER CENT:

Gross Debt 2.59
 Net Debt 1.06
 Tax Levy Collected 95.46
 Tax Levy Cancelled, Abated or Adjusted .27

EXPENDITURES		REVENUES-REALIZED		1993 PROPERTY TAX	
GENERAL GOVERNMENT				STATE EQUALIZED TAX RATE →	
Governing Body & Public Boards	19,715.75	1993 Property Taxes Collected		Local District School Taxes	
Municipal Clerk	77,250.62	1993 Payments in Lieu of Taxes		Regional & Consolidated School Tax	1.75
Financial Administration	53,480.21	Delinquent Tax & Lien Collections		School Taxes in Municipal Budget	
Assessment of Taxes	25,580.00	Business Personal Replacement Taxes		County Taxes	.46
Collection of Taxes	49,429.48	Taxes From Public Utilities		County Library Taxes	
Planning, Housing & Development	14,750.00	Other Miscellaneous Tax Revenues		Local Municipal Purpose Taxes	.57
Human Resources	55,941.12	State Aid Revenues		Veteran & Senior Citizen Taxes	
Elections	3,168.00	Federal Aid Revenues		Total Taxes for Rate Computation	2.78
General Administration (other)	422,695.76			Special District Taxes	
JUDICIARY		Sale of Acquired Property		Bank Corp. Taxes	
Municipal Courts	41,253.64	Other Miscellaneous Revenues		Added and Omitted Taxes	
PUBLIC SAFETY				Total Taxes Levied - ABSTRACT	34,492.61
Fire Protection	142,688.24			Total Taxes Billed	12,334,814.25
Police Protection	1,539,797.34	Prior Years Surplus Appropriated		1993 TAXES COLLECTED	11,763,066.98
Civil Defense & Disaster Control	2,550.00	REVENUES		1993 Taxes Cancelled, Abated or Adjusted	33,553.35
Environmental Inspection & Control	41,175.75	Reserve For Uncollected Taxes		Transfer to Tax Title Liens or Foreclosed	128,572.38
Other Public Safety		CAPITAL OUTLAY		Balance Outstanding Dec. 31, 1993	397,065.50
PUBLIC WORKS		TOTAL		PRIOR YEARS TAXES OUTSTANDING	
Streets and Drainage	487,254.56	Public Enterprises		Balance January 1, 1993	633,574.64
Sewers and Sewage Processing	62,008.91	Recreation-Culture		Collected in 1993	588,774.00
Garbage and Trash Disposal	480,551.80	Public Works		Cancelled, Abated or Adjusted 1993	10,786.71
Public Buildings and Grounds	57,610.00	Buildings and Grounds		Transfers to Tax Title Liens or Foreclosed	4,707.65
Other Public Works	32,620.00	Library and Education		Balance December 31, 1993	29,306.29
HEALTH and WELFARE		Conservation		TAX TITLE LIENS OUTSTANDING	
Health Services Except Environmental	457,368.75	All Other		Balance January 1, 1993	508,484.71
Welfare-Public Assistance	2,761.00	CAPITAL DEBT AUTHORIZED, DECEMBER 31, 1993		Transfer From Taxes	135,036.53
Hospital, Clinics, First Aid		ISSUED AND UNISSUED		Redeemed in 1993	117,553.40
Animal, Insect, & Rodent Control		GROSS DEBT		Cancelled, Abated or Adjusted (1993)	
Other Welfare Services		NET DEBT		Transfer to Foreclosed Property	
RECREATION and CONSERVATION		SCHOOL		Balance December 31, 1993	525,967.84
Beaches and Boardwalks		Self-Liquidating		PROPERTY ACQUIRED BY DEED OR	
Parks, Playgrounds, Shade Trees	3,545.00	Other		FORECLOSURE	
Land Reclamation & Conservation	8,198.81	Total		Balance January 1, 1993	33,100.00
Other Recreational Services	56,614.00	ISSUED AND OUTSTANDING		Transfers From Taxes or Liens	
EDUCATION (excluding schools)		SCHOOL		Sole For Cash (1993)	
Libraries	149,799.00	Self-Liquidating		Cancelled, Abated or Adjusted (1993)	
Other Educational Services	107,874.00	Other		Balance December 31, 1993	33,100.00
STATUTORY EXPENDITURES		Total		CURRENT FINANCES DECEMBER 31, 1993	
Pensions & F. I. C. A.	147,038.67	EQUALIZED VALUATION BASIS		ASSETS	
Employee Fringe Benefits	294,292.40	FOR NET DEBT COMPUTATION		Cash Dec. 31, 1993	1,511,887.52
Other Statutory Expenditures		REAL PROPERTY VALUATIONS		Taxes Receivable	426,371.78
CETA And Other Public Employment Programs		Code Class # of Parcels % VAL'N		Tax Title Liens	525,967.84
MUNICIPAL FUNCTIONS		1 Vacant Land 174 1.29		Foreclosed Property	33,100.00
CAPITAL IMPROVEMENTS	40,000.00	2 Residential 2211 77.51		Emergencies & Other Deferred Charges	
DEBT SERVICE		3 Farm		State and Federal Aid Receivable	
Principal Payments	305,300.00	4a Commercial 152 12.04		Other Receivables	
Interest Payments	212,916.97	4b Industrial 12 1.54		Total	17,010.64
DEFERRED CHARGES		4c Apartments 16 7.61		LIABILITIES, RESERVES, AND SURPLUS	
SCHOOL, COUNTY, SPECIAL DISTRICT TAXES	1,029.95	Total 2565		Cash Liabilities	722,574.94
RESERVE FOR UNCOLLECTED TAXES	877,391.82	Land Area 2.26 Sq. Miles		Reserves for Receivables	1,002,450.24
EXPENDITURES		Net Valuation Taxable-Municipal		Surplus Dec. 31, 1993	789,312.58
TOTAL	16,014,424.29	Net Valuation Taxable-County		Total	2,514,337.79
		State Equalized Valuation			
		State Equalization Ratio			

0639

Population 1990 6,648
 Population 1993 6,638
 S & P Rating
 Moody Rating

General Tax Rate Per \$100.

State Equalized Tax Rate

4.59

2.54

MAURICE RIVER TWP. - CUMBERLAND CO.

Form of Government:

Township Committee

Number of Members on Governing Body - 3

PER CAPITA:

Gross Debt 33.49
 Net Debt 33.49
 Debt Service 7.30
 Total Tax Levy 509.35
 Municipal Expenditures 351.60

PER CENT:

Gross Debt .18
 Net Debt .18
 Tax Levy Collected 83.25
 Tax Levy Cancelled, Abated or Adjusted .74

EXPENDITURES		REVENUES-REALIZED		1993 PROPERTY TAX	
GENERAL GOVERNMENT		1993 Property Taxes Collected		STATE EQUALIZED TAX RATE	
Governing Body & Public Boards	19,378.00	1993 Payments in Lieu of Taxes		Local District School Taxes	1.03
Municipal Clerk	18,665.00	Delinquent Tax & Lien Collections		Regional & Consolidated School Tax	1,313,257.00
Financial Administration	47,450.00	Business Personalty Replacement Taxes		School Taxes in Municipal Budget	
Assessment of Taxes	29,900.00	Taxes From Public Utilities		County Taxes	1.03 *
Collection of Taxes	43,325.00	Other Miscellaneous Tax Revenues		County Library Taxes	
Planning, Housing & Development	26,675.00	State Aid Revenues		Local Municipal Purpose Taxes	.47
Human Resources	14,680.00	Federal Aid Revenues		Veteran & Senior Citizen Taxes	
Elections	2,235.00	Sale of Acquired Property		Total Taxes for Rate Computation	2.53
General Administration (other)	363,665.00	Other Miscellaneous Revenues		Special District Taxes	132,847.42
JUDICIARY		Total		Bank Corp. Taxes	
Municipal Courts	40,635.00	Prior Years Surplus Appropriated		Added and Omitted Taxes	20,088.99
PUBLIC SAFETY		REVENUES TOTAL		Total Taxes Levied - ABSTRACT	3,381,092.08
Fire Protection	2,925.00	Reserve For Uncollected Taxes		Total Taxes Billed	3,386,928.93
Police Protection	51,000.00	CAPITAL OUTLAY TOTAL		1993 TAXES COLLECTED	2,819,466.42
Civil Defense & Disaster Control	4,250.00	Public Enterprises		1993 Taxes Cancelled, Abated or Adjusted	25,066.04
Environmental Inspection & Control	33,335.00	Recreation-Culture		Transfer to Tax Title Liens or Foreclosed	245,143.14
Other Public Safety		Public Works		Balance Outstanding Dec. 31, 1993	297,253.33
PUBLIC WORKS		Buildings and Grounds		PRIOR YEARS TAXES OUTSTANDING	
Streets and Drainage	260,200.00	Library and Education		Balance January 1, 1993	494,469.57
Sewers and Sewage Processing	189,000.00	Conservation		Collected in 1993	371,144.47
Garbage and Trash Disposal	18,250.00	All Other		Cancelled, Abated or Adjusted 1993	53,887.31
Public Buildings and Grounds	12,000.00	CAPITAL DEBT AUTHORIZED, DECEMBER 31, 1993		Transfers to Tax Title Liens or Foreclosed	24,483.24
Other Public Works		ISSUED AND UNISSUED		Balance December 31, 1993	44,954.55
HEALTH and WELFARE		SCHOOL		TAX TITLE LIENS OUTSTANDING	
Health Services Except Environmental	125.00	GROSS DEBT		Balance January 1, 1993	1,499,722.93
Welfare-Public Assistance	19,025.00	NET DEBT		Transfer From Taxes	275,332.95
Hospital, Clinics, First Aid		School		Redeemed In 1993	75,756.06
Animal, Insect, & Rodent Control	18,514.34	Self-Liquidating		Cancelled, Abated or Adjusted (1993)	
Other Welfare Services		Other		Transfer to Foreclosed Property	85,426.85
RECREATION and CONSERVATION		Total		Balance December 31, 1993	1,613,872.97
Beaches and Boardwalks		ISSUED AND OUTSTANDING		PROPERTY ACQUIRED BY DEED OR FORECLOSURE	
Parks, Playgrounds, Shade Trees	72,026.00	SCHOOL		Balance January 1, 1993	235,274.50
Land Reclamation & Conservation	5,150.00	Self-Liquidating		Transfers From Taxes or Liens	85,426.85
Other Recreational Services		Other		Sale For Cash (1993)	
EDUCATION (excluding schools)		Total		Cancelled, Abated or Adjusted (1993)	
Libraries	1,500.00	EQUALIZED VALUATION BASIS		Balance December 31, 1993	320,701.35
Other Educational Services		FOR NET DEBT COMPUTATION		CURRENT FINANCES DECEMBER 31, 1993	
STATUTORY EXPENDITURES		REAL PROPERTY VALUATIONS		ASSETS	
Pensions & F. I. C. A.	51,560.00	Code Class # of Parcels % VAL'N		Cash Dec. 31, 1993	958,050.95
Employee Fringe Benefits	172,259.25	ASSESSED VALUATION		Taxes Receivable	342,207.88
Other Statutory Expenditures	2,625.00	1 Vacant Land 3272 21.86		Tax Title Liens	1,613,872.97
CETA And Other Public Employment Programs	1,520,352.59	2 Residential 1371 60.57		Foreclosed Property	320,701.35
MUNICIPAL FUNCTIONS TOTAL	50,003.00	3 Farm 135 6.15		Emergencies & Other Deferred Charges	
CAPITAL IMPROVEMENTS *MEMO*		4a Commercial 52 3.07		State and Federal Aid Receivable	
DEBT SERVICE		4b Industrial 25 8.27		Other Receivables	106,367.93
Principal Payments	40,490.00	4c Apartments 1 .08		Total	3,341,201.08
Interest Payments	7,954.00	Total 4856		LIABILITIES, RESERVES, AND SURPLUS	
DEFERRED CHARGES	8,122.75	Land Area 94.70 Sq. Miles		Cash Liabilities	434,350.63
SCHOOL, COUNTY, SPECIAL DISTRICT TAXES	2,762,779.09	Net Valuation Taxable-Municipal		Reserves for Receivables	2,383,150.13
RESERVE FOR UNCOLLECTED TAXES	757,000.00	Net Valuation Taxable-County		Surplus Dec. 31, 1993	523,700.32
EXPENDITURES TOTAL	5,096,698.43	State Equalized Valuation		Total	3,341,201.03
		State Equalization Ratio			

0234

Population 1990 9,473
 Population 1993 9,633
 S & P Rating
 Moody Rating A1

General Tax Rate Per \$100. 2.40
 State Equalized Tax Rate 2.10

MAYWOOD BOROUGH - BERGEN COUNTY

Form of Government:
 Borough Council

Number of Members on Governing Body - 6

PER CAPITA:

Gross Debt 585.64
 Net Debt 346.23
 Debt Service 28.70
 Total Tax Levy 1,432.35
 Municipal Expenditures 822.25

PER CENT:

Gross Debt .86
 Net Debt .51
 Tax Levy Collected 97.70
 Tax Levy Cancelled, Abated or Adjusted .32

EXPENDITURES		REVENUES-REALIZED		1993 PROPERTY TAX	
GENERAL GOVERNMENT		1993 Property Taxes Collected		STATE EQUALIZED TAX RATE 1.11	
Governing Body & Public Boards		1993 Payments in Lieu of Taxes	13,216,016.32	Local District School Taxes	7,144,766.50
Municipal Clerk		Delinquent Tax & Lien Collections	69,511.66	Regional & Consolidated School Tax	
Financial Administration	25,400.00	Business Personalty Replacement Taxes	200,648.00	School Taxes in Municipal Budget	
Assessment of Taxes	56,050.00	Taxes From Public Utilities	158,801.04	County Taxes	.27
Collection of Taxes	99,275.00	Other Miscellaneous Tax Revenues	852,338.00	County Library Taxes	
Planning, Housing & Development	4,728.00	State Aid Revenues	943,775.29	Local Municipal Purpose Taxes	.72
Human Resources	121,677.00	Federal Aid Revenues	18,911.00	Veteran & Senior Citizen Taxes	
Elections				Total Taxes for Rate Computation	2.10
General Administration (other)	1,078,461.00			Special District Taxes	
JUDICIARY				Bank Corp. Taxes	
Municipal Courts	91,540.00			Added and Omitted Taxes	3,560.49
PUBLIC SAFETY				Total Taxes Levied - ABSTRACT	13,508,861.25
Fire Protection	157,945.10			Total Taxes Billed	13,527,318.06
Police Protection	1,580,766.59			1993 TAXES COLLECTED	13,216,016.32
Civil Defense & Disaster Control	16,895.00			1993 Taxes Cancelled, Abated or Adjusted	43,658.87
Environmental Inspection & Control	104,357.00			Transfer to Tax Title Liens or Foreclosed	
Other Public Safety	6,000.00			Balance Outstanding Dec. 31, 1993	267,642.87
PUBLIC WORKS				PRIOR YEARS TAXES OUTSTANDING	
Streets and Drainage	604,275.00			Balance January 1, 1993	204,408.00
Sewers and Sewage Processing	1,576,462.09			Collected in 1993	200,648.00
Garbage and Trash Disposal	798,500.00			Cancelled, Abated or Adjusted 1993	
Public Buildings and Grounds	60,170.00			Transfers to Tax Title Liens or Foreclosed	
Other Public Works	32,500.00			Balance December 31, 1993	3,760.00
HEALTH and WELFARE				TAX TITLE LIENS OUTSTANDING	
Health Services Except Environmental	62,630.00			Balance January 1, 1993	6,286.48
Welfare-Public Assistance	6,410.00			Transfer From Taxes	
Hospital, Clinics, First Aid				Redeemed in 1993	
Animal, Insect, & Rodent Control				Cancelled, Abated or Adjusted (1993)	
Other Welfare Services				Transfer to Foreclosed Property	
RECREATION and CONSERVATION				Balance December 31, 1993	6,286.48
Beaches and Boardwalks	85,900.00			PROPERTY ACQUIRED BY DEED OR	
Parks, Playgrounds, Shade Trees	42,978.16			FORECLOSURE	
Land Reclamation & Conservation	68,135.00			Balance January 1, 1993	254,419.00
Other Recreational Services				Transfers From Taxes or Liens	
EDUCATION (excluding schools)				Sole For Cash (1993)	
Libraries	338,000.00			Cancelled, Abated or Adjusted (1993)	
Other Educational Services	1,000.00			Balance December 31, 1993	254,419.00
STATUTORY EXPENDITURES				CURRENT FINANCES DECEMBER 31, 1993	
Pensions & F. I. C. A.	306,082.00			ASSETS	
Employee Fringe Benefits	39,448.00			Cash Dec. 31, 1993	1,330,702.49
Other Statutory Expenditures				Taxes Receivable	271,402.87
CETA And Other Public Employment Programs				Tax Title Liens	6,286.48
MUNICIPAL FUNCTIONS				Foreclosed Property	294,419.00
CAPITAL IMPROVEMENTS				Emergencies & Other Deferred Charges	
DEBT SERVICE				State and Federal Aid Receivable	25,251.92
Principal Payments	152,444.00			Other Receivables	126,777.95
Interest Payments	123,979.60			Total	2,054,840.71
DEFERRED CHARGES				LIABILITIES, RESERVES, AND SURPLUS	
SCHOOL, COUNTY, SPECIAL DISTRICT TAXES	1,725.15			Cash Liabilities	1,058,564.42
RESERVE FOR UNCOLLECTED TAXES	8,351,358.46			Reserves for Receivables	698,886.30
EXPENDITURES				Surplus Dec. 31, 1993	297,389.99
TOTAL	16,772,092.15			Total	2,054,840.71

REVENUES-REALIZED

1993 Property Taxes Collected 13,216,016.32
 1993 Payments in Lieu of Taxes 69,511.66
 Delinquent Tax & Lien Collections 200,648.00
 Business Personalty Replacement Taxes 158,801.04
 Taxes From Public Utilities 852,338.00
 Other Miscellaneous Tax Revenues
 State Aid Revenues 943,775.29
 Federal Aid Revenues 18,911.00

Sale of Acquired Property
 Other Miscellaneous Revenues 803,328.37
 Total 16,263,329.68
 Prior Years Surplus Appropriated 300,000.00
 REVENUES TOTAL 16,563,329.68
 Reserve For Uncollected Taxes 284,000.00

CAPITAL OUTLAY TOTAL 1,066,446.98

Public Enterprises
 Recreation-Culture
 Public Works 134,403.46
 Buildings and Grounds 932,043.42
 Library and Education
 Conservation
 All Other

CAPITAL DEBT AUTHORIZED, DECEMBER 31, 1993
 ISSUED AND UNISSUED GROSS DEBT NET DEBT
 School 2,228,000
 Self-Liquidating 28,000
 Other 3,385,471
 Total 5,641,471 3,335,275

ISSUED AND OUTSTANDING
 School 2,228,000.00
 Self-Liquidating 28,000.00
 Other 3,264,000.00
 Total 5,520,000.00

EQUALIZED VALUATION BASIS FOR NET DEBT COMPUTATION 658,016,186

REAL PROPERTY VALUATIONS

Code	Class	# of Parcels	% VAL'N	ASSESSED VALUATION
1	Vacant Land	49	.44	2,487,600.00
2	Residential	2751	77.95	438,138,100.00
3	Farm			
4a	Commercial	105	8.21	46,157,800.00
4b	Industrial	23	9.64	54,176,800.00
4c	Apartments	10	3.76	21,119,700.00
Total		2938		562,079,000.00

Land Area 1.30 Sq. Miles
 Net Valuation Taxable-Municipal 563,473,234
 Net Valuation Taxable-County 613,914,113
 State Equalized Valuation 642,451,488
 State Equalization Ratio 87.68

0320

Population 1990 20,526

Population 1993 20,898

S & P Rating

Moody Rating AAA

General Tax Rate Per \$100.

2.15

State Equalized Tax Rate

2.11

MEDFORD TOWNSHIP - BURLINGTON CO.

Form of Government:

Council-Manager Plan E (OMCL 50)

Number of Members on Governing Body - 5

PER CAPITA

Gross Debt 1,521.92

Net Debt 587.17

Debt Service 68.11

Total Tax Levy 1,431.81

Municipal Expenditures 525.93

PER CENT

Gross Debt 2.29

Net Debt .89

Tax Levy Collected 96.37

Tax Levy Cancelled, Abated

or Adjusted .09

EXPENDITURES		REVENUES-REALIZED		1993 PROPERTY TAX	
GENERAL GOVERNMENT		1993 Property Taxes Collected		STATE EQUALIZED TAX RATE	
Governing Body & Public Boards	16,988.00	1993 Payments in Lieu of Taxes		Local District School Taxes	.90
Municipal Clerk	110,363.00	Delinquent Tax & Lien Collections		Regional & Consolidated School Tax	.38
Financial Administration	229,053.00	Business Personalty Replacement Taxes		School Taxes in Municipal Budget	
Assessment of Taxes	98,900.00	Taxes From Public Utilities		County Taxes	.53
Collection of Taxes	5,000.00	Other Miscellaneous Tax Revenues		County Library Taxes	.03
Planning, Housing & Development	351,196.00	State Aid Revenues		Local Municipal Purpose Taxes	.26
Human Resources	122,581.00	Federal Aid Revenues		Veteran & Senior Citizen Taxes	
Elections		Total		Total Taxes for Rate Computation	2.10
General Administration (other)	551,670.00	Sale of Acquired Property		Special District Taxes	
JUDICIARY		Other Miscellaneous Revenues		Bank Corp. Taxes	
Municipal Courts	140,883.00	Prior Years Surplus Appropriated		Added and Omitted Taxes	424,463.00
PUBLIC SAFETY		REVENUES .TOTAL		Total Taxes Levied - ABSTRACT	29,921,988.27
Fire Protection	135,041.00	Reserve For Uncollected Taxes		Total Taxes Billed	29,928,064.00
Police Protection	2,448,490.00	CAPITAL OUTLAY TOTAL		1993 TAXES COLLECTED	28,842,887.00
Civil Defense & Disaster Control	4,700.00	Public Enterprises		1993 Taxes Cancelled, Abated or Adjusted	27,399.00
Environmental Inspection & Control	236,336.00	Recreation-Culture		Transfer to Tax Title Liens or Foreclosed	16,624.00
Other Public Safety		Public Works		Balance Outstanding Dec. 31, 1993	1,041,154.00
PUBLIC WORKS		Buildings and Grounds		PRIOR YEARS TAXES OUTSTANDING	
Streets and Drainage	689,026.00	Library and Education		Balance January 1, 1993	1,366,488.00
Sewers and Sewage Processing		Conservation		Collected in 1993	1,173,483.00
Garbage and Trash Disposal	872,243.00	All Other		Cancelled, Abated or Adjusted 1993	149,712.00
Public Buildings and Grounds	248,158.00	CAPITAL DEBT AUTHORIZED, DECEMBER 31, 1993		Transfers to Tax Title Liens or Foreclosed	342.00
Other Public Works	125,850.00	ISSUED AND UNISSUED		Balance December 31, 1993	42,951.00
HEALTH and WELFARE		GROSS DEBT		TAX TITLE LIENS OUTSTANDING	
Health Services Except Environmental	205.00	NET DEBT		Balance January 1, 1993	94,870.00
Welfare-Public Assistance	4,574.00	SCHOOL		Transfer From Taxes	17,042.00
Hospital, Clinics, First Aid		Self-Liquidating		Redeemed in 1993	14,756.00
Animal, Insect, & Rodent Control		Other		Cancelled, Abated or Adjusted (1993)	1,121.00
Other Welfare Services		Total		Transfer to Foreclosed Property	
RECREATION and CONSERVATION		ISSUED AND OUTSTANDING		Balance December 31, 1993	96,035.00
Beaches and Boardwalks		SCHOOL		PROPERTY ACQUIRED BY DEED OR	
Parks, Playgrounds, Shade Trees	177,902.00	Self-Liquidating		FORECLOSURE	
Land Reclamation & Conservation	5,400.00	Other		Balance January 1, 1993	88,100.00
Other Recreational Services	159,427.00	Total		Transfers From Taxes or Liens	
EDUCATION (excluding schools)		EQUALIZED VALUATION BASIS		Sale For Cash (1993)	
Libraries		FOR NET DEBT COMPUTATION		Cancelled, Abated or Adjusted (1993)	
Other Educational Services	1,000.00	REAL PROPERTY VALUATIONS		Balance December 31, 1993	88,100.00
STATUTORY EXPENDITURES		CODE CLASS # OF PARCELS % VAL'N		CURRENT FINANCES DECEMBER 31, 1993	
Pensions & F. I. C. A.	469,066.00	ASSESSED VALUATION		ASSETS	
Employee Fringe Benefits	643,714.00	1 Vacant Land 1256 3.90		Cash Dec. 31, 1993	11,260,031.00
Other Statutory Expenditures		2 Residential 6315 82.41		Taxes Receivable	1,084,105.00
CETA And Other Public Employment Programs		3 Farm 319 1.62		Tax Title Liens	96,035.00
MUNICIPAL FUNCTIONS TOTAL	7,846,766.00	4a Commercial 304 9.50		Foreclosed Property	88,100.00
CAPITAL IMPROVEMENTS *MEMO*	54,608.00	4b Industrial 9 .66		Emergencies & Other Deferred Charges	10,225.00
DEBT SERVICE		4c Apartments 6 1.92		State and Federal Aid Receivable	13,288.00
Principal Payments	840,000.00	Total		Other Receivables	63,138.00
Interest Payments	583,431.00	Land Area 40.29 Sq. Miles		Total	12,614,922.00
DEFERRED CHARGES	128.00	Net Valuation Taxable-Municipal		LIABILITIES, RESERVES, AND SURPLUS	
SCHOOL, COUNTY, SPECIAL DISTRICT TAXES	25,791,025.27	Net Valuation Taxable-County		Cash Liabilities	4,625,936.00
RESERVE FOR UNCOLLECTED TAXES	1,720,530.00	State Equalized Valuation		Reserves for Receivables	1,331,378.00
EXPENDITURES TOTAL	36,781,880.27	State Equalization Ratio		Surplus Dec. 31, 1993	6,657,608.00
				Total	12,614,922.00

0321

Population 1990 4,462
 Population 1993 4,374
 S & P Rating
 Moody Rating A1

General Tax Rate Per \$100. 2.51
 State Equalized Tax Rate 2.51

MEDFORD LAKES BORO. - BURLINGTON CO.

Form of Government:

Council-Manager (1923)

Number of Members on Governing Body - 3

PER CAPITA:

Gross Debt 2,147.84
 Net Debt 342.75
 Debt Service 76.83
 Total Tax Levy 1,331.00
 Municipal Expenditures 524.12

PER CENT:

Gross Debt 4.06
 Net Debt .66
 Tax Levy Collected 99.11
 Tax Levy Cancelled, Abated or Adjusted .22

EXPENDITURES		REVENUES-REALIZED		1993 PROPERTY TAX	
GENERAL GOVERNMENT		1993 Property Taxes Collected		STATE EQUALIZED TAX RATE	
Governing Body & Public Boards		1993 Payments in Lieu of Taxes	5,770,785.12	Local District School Taxes	1.03
Municipal Clerk	14,000.00	Delinquent Tax & Lien Collections	51,455.18	Regional & Consolidated School Tax	.37
Financial Administration	11,361.51	Business Personalty Replacement Taxes	6,942.86	School Taxes in Municipal Budget	
Assessment of Taxes	9,972.63	Taxes From Public Utilities	204,792.00	County Taxes	.53
Collection of Taxes	17,900.93	Other Miscellaneous Tax Revenues		County Library Taxes	.03
Planning, Housing & Development	37,415.31	State Aid Revenues	253,158.58	Local Municipal Purpose Taxes	.55
Human Resources		Federal Aid Revenues		Veteran & Senior Citizen Taxes	
Elections				Total Taxes for Rate Computation	2.51
General Administration (other)	361,996.99			Special District Taxes	
JUDICIARY				Bank Corp. Taxes	
Municipal Courts	42,547.00	Sale of Acquired Property	232,830.92	Added and Omitted Taxes	3,147.97
PUBLIC SAFETY		Other Miscellaneous Revenues	6,519,964.66	Total Taxes Levied - ABSTRACT	5,821,775.42
Fire Protection	31,892.00			Total Taxes Billed	5,822,787.66
Police Protection	458,163.90	Prior Years Surplus Appropriated	400,000.00	1993 TAXES COLLECTED	5,770,785.12
Civil Defense & Disaster Control	1,945.26	REVENUES	6,919,964.66	1993 Taxes Cancelled, Abated or Adjusted	12,987.26
Environmental Inspection & Control	27,561.42	Reserve For Uncollected Taxes	120,106.15	Transfer to Tax Title Liens or Foreclosed	
Other Public Safety		CAPITAL OUTLAY	1,445,977.12	Balance Outstanding Dec. 31, 1993	39,015.28
PUBLIC WORKS				PRIOR YEARS TAXES OUTSTANDING	
Streets and Drainage	279,990.94	Public Enterprises	1,028,339.57	Balance January 1, 1993	53,067.56
Sewers and Sewage Processing		Recreation-Culture		Collected in 1993	51,455.18
Gorbage and Trash Disposal	223,672.85	Public Works	344,779.50	Cancelled, Abated or Adjusted 1993	
Public Buildings and Grounds	10,300.00	Buildings and Grounds	72,858.05	Transfers to Tax Title Liens or Foreclosed	
Other Public Works	15,500.00	Library and Education		Balance December 31, 1993	1,612.38
HEALTH and WELFARE		Conservation		TAX TITLE LIENS OUTSTANDING	
Health Services Except Environmental		All Other		Balance January 1, 1993	
Welfare-Public Assistance	889.45			Transfer From Taxes	
Hospital, Clinics, First Aid				Redeemed in 1993	
Animal, Insect, & Rodent Control				Cancelled, Abated or Adjusted (1993)	
Other Welfare Services				Transfer to Foreclosed Property	
RECREATION and CONSERVATION				Balance December 31, 1993	
Beaches and Boardwalks				PROPERTY ACQUIRED BY DEED OR	
Parks, Playgrounds, Shade Trees				FORECLOSURE	
Land Reclamation & Conservation	5,100.00			Balance January 1, 1993	
Other Recreational Services				Transfers From Taxes or Liens	
EDUCATION (excluding schools)				Sale For Cash (1993)	
Libraries				Cancelled, Abated or Adjusted (1993)	
Other Educational Services	2,263.06			Balance December 31, 1993	
STATUTORY EXPENDITURES				CURRENT FINANCES DECEMBER 31, 1993	
Pensions & F. I. C. A.	134,157.59			ASSETS	
Employee Fringe Benefits	142,500.00			Cash Dec. 31, 1993	1,955,460.37
Other Statutory Expenditures				Taxes Receivable	40,627.66
CETA And Other Public Employment Programs				Tax Title Liens	
MUNICIPAL FUNCTIONS				Foreclosed Property	
CAPITAL IMPROVEMENTS	10,000.00			Emergencies & Other Deferred Charges	21,600.00
DEBT SERVICE				State and Federal Aid Receivable	13,789.00
Principal Payments	251,100.00			Other Receivables	70,950.61
Interest Payments	84,967.50			Total	2,102,427.64
DEFERRED CHARGES				LIABILITIES, RESERVES, AND SURPLUS	
SCHOOL, COUNTY, SPECIAL DISTRICT TAXES	7,200.00			Cash Liabilities	787,195.77
RESERVE FOR UNCOLLECTED TAXES	4,550,310.73			Reserves for Receivables	111,578.27
EXPENDITURES	6,842,815.22			Surplus Dec. 31, 1993	1,203,653.60
TOTAL				Total	2,102,427.64

Population 1990 4,890
 Population 1993 4,873
 S & P Rating
 Maady Rating

General Tax Rate Per \$100. 1.95
 State Equalized Tax Rate 1.81

MENDHAM BOROUGH - MORRIS COUNTY

Form of Government:

Borough Council

Number of Members on Governing Body - 6

PER CAPITA:

Gross Debt 1,606.42
 Net Debt 978.99
 Debt Service 55.43
 Total Tax Levy 2,181.83
 Municipal Expenditures 711.95

PER CENT:

Gross Debt 1.34
 Net Debt .92
 Tax Levy Collected 116.10
 Tax Levy Cancelled, Abated or Adjusted .39

EXPENDITURES		REVENUES-REALIZED		1993 PROPERTY TAX	
GENERAL GOVERNMENT		1993 Property Taxes Collected		STATE EQUALIZED TAX RATE	
Governing Body & Public Boards		1993 Payments in Lieu of Taxes	12,531,800.30	Local District School Taxes .66	3,918,938.00
Municipal Clerk	61,520.00	Delinquent Tax & Lien Collections	244,921.58	Regional & Consolidated School Tax .51	3,051,915.86
Financial Administration	25,206.00	Business Personalty Replacement Taxes	47,000.00	School Taxes in Municipal Budget	
Assessment of Taxes	36,107.00	Taxes From Public Utilities	376,000.00	County Taxes .29	* 1,737,867.45
Collection of Taxes	59,521.00	Other Miscellaneous Tax Revenues		County Library Taxes	
Planning, Housing & Development	49,630.00	State Aid Revenues	168,391.00	Local Municipal Purpose Taxes .32	1,915,884.00
Human Resources		Federal Aid Revenues		Veteran & Senior Citizen Taxes	21,300.00
Elections				Total Taxes for Rate Computation 1.78	10,645,905.31
General Administration (other)	392,824.00			Special District Taxes	
JUDICIARY				Bank Corp. Taxes	
Municipal Courts	45,465.00			Added and Omitted Taxes	18,349.74
PUBLIC SAFETY				Total Taxes Levied - ABSTRACT	10,642,955.05
Fire Protection	49,036.00	Sale of Acquired Property	504,287.84	Total Taxes Billed	10,793,566.69
Police Protection	636,140.00	Other Miscellaneous Revenues	13,872,401.22	1993 TAXES COLLECTED	12,531,800.80
Civil Defense & Disaster Control	450.00	Prior Years Surplus Appropriated	400,000.00	1993 Taxes Cancelled, Abated or Adjusted	40,883.69
Environmental Inspection & Control	71,784.00	REVENUES TOTAL	14,272,401.22	Transfer to Tax Title Liens or Foreclosed	
Other Public Safety		Reserve For Uncollected Taxes	438,862.00	Balance Outstanding Dec. 31, 1993	220,882.20
PUBLIC WORKS		CAPITAL OUTLAY TOTAL	701,800.58	PRIOR YEARS TAXES OUTSTANDING	
Streets and Drainage	408,951.00	Public Enterprises	538,672.45	Balance January 1, 1993	258,991.06
Sewers and Sewage Processing		Recreation-Culture		Collected in 1993	243,329.95
Garbage and Trash Disposal	119,247.00	Public Works	163,128.13	Cancelled, Abated or Adjusted 1993	161.81
Public Buildings and Grounds		Buildings and Grounds		Transfers to Tax Title Liens or Foreclosed	
Other Public Works		Library and Education		Balance December 31, 1993	15,499.30
HEALTH and WELFARE		Conservation		TAX TITLE LIENS OUTSTANDING	
Health Services Except Environmental	38,598.00	All Other		Balance January 1, 1993	1,591.63
Welfare-Public Assistance	6,180.00			Transfer From Taxes	
Hospital, Clinics, First Aid				Redeemed In 1993	1,591.63
Animal, Insect, & Rodent Control	2,000.00			Cancelled, Abated or Adjusted (1993)	
Other Welfare Services				Transfer to Foreclosed Property	
RECREATION and CONSERVATION				Balance December 31, 1993	
Beaches and Boardwalks	55,579.00			PROPERTY ACQUIRED BY DEED OR	
Parks, Playgrounds, Shade Trees	108,000.00			FORECLOSURE	
Land Reclamation & Conservation	34,462.00			Balance January 1, 1993	2,900.00
Other Recreational Services				Transfers From Taxes or Liens	
EDUCATION (excluding schools)				Sale For Cash (1993)	
Libraries	42,000.00			Cancelled, Abated or Adjusted (1993)	
Other Educational Services				Balance December 31, 1993	2,900.00
STATUTORY EXPENDITURES				CURRENT FINANCES DECEMBER 31, 1993	
Pensions & F. I. C. A.	222,848.00			ASSETS	
Employee Fringe Benefits	273,300.00			Cash Dec. 31, 1993	3,304,470.75
Other Statutory Expenditures	200.00			Taxes Receivable	236,381.50
CETA And Other Public Employment Programs				Tax Title Liens	
MUNICIPAL FUNCTIONS TOTAL	2,739,048.00			Foreclosed Property	2,900.00
CAPITAL IMPROVEMENTS *ME40*	70,300.00			Emergencies & Other Deferred Charges	34,100.00
DEBT SERVICE				State and Federal Aid Receivable	1,295.95
Principal Payments	225,200.00			Other Receivables	14,326.01
Interest Payments	45,185.54			Total	3,593,472.21
DEFERRED CHARGES	24,600.00			LIABILITIES, RESERVES, AND SURPLUS	
SCHOOL, COUNTY, SPECIAL DISTRICT TAXES	8,709,721.31			Cash Liabilities	2,518,772.67
RESERVE FOR UNCOLLECTED TAXES	438,862.00			Reserves for Receivables	253,605.51
EXPENDITURES TOTAL	12,181,616.85			Surplus Dec. 31, 1993	821,094.03
				Total	3,593,472.21

Population 1990 4,537
 Population 1993 4,586
 S & P Rating
 Moody Rating AA1

General Tax Rate Per \$100. 1.74
 State Equalized Tax Rate 1.65

MENDHAM TOWNSHIP - MORRIS COUNTY

Form of Government:

Township Committee

Number of Members on Governing Body - 5

PER CAPITA:

Gross Debt 1,579.47
 Net Debt 959.44
 Debt Service 161.84
 Total Tax Levy 2,810.46
 Municipal Expenditures 1,014.36

PER CENT:

Gross Debt .91
 Net Debt .55
 Tax Levy Collected 96.16
 Tax Levy Cancelled, Abated or Adjusted .39

EXPENDITURES		REVENUES-REALIZED		1993 PROPERTY TAX	
GENERAL GOVERNMENT		1993 Property Taxes Collected		STATE EQUALIZED TAX RATE	
Governing Body & Public Boards		1993 Payments in Lieu of Taxes	12,699,479.97	Local District School Taxes .51	4,044,679.50
Municipal Clerk		Delinquent Tax & Lien Collections	339,892.39	Regional & Consolidated School Tax .45	3,606,281.55
Financial Administration	16,500.00	Business Personalty Replacement Taxes	14,448.16	School Taxes in Municipal Budget	
Assessment of Taxes	37,138.00	Taxes From Public Utilities	408,837.00	County Taxes .29 *	2,285,486.35
Collection of Taxes	87,560.00	Other Miscellaneous Tax Revenues		County Library Taxes	
Planning, Housing & Development	41,250.00	State Aid Revenues	155,831.00	Local Municipal Purpose Taxes .36	2,887,021.75
Human Resources	40,415.00	Federal Aid Revenues		Veteran & Senior Citizen Taxes	15,000.00
Elections				Total Taxes for Rate Computation 1.61	12,838,469.15
General Administration (other)	388,629.00			Special District Taxes	
JUDICIARY				Bank Corp. Taxes	
Municipal Courts	70,000.00			Added and Omitted Taxes	65,318.76
PUBLIC SAFETY				Total Taxes Levied - ABSTRACT	12,888,787.91
Fire Protection	81,390.00			Total Taxes Billed	13,206,192.80
Police Protection	948,785.00			1993 TAXES COLLECTED	12,699,479.97
Civil Defense & Disaster Control	26,200.00			1993 Taxes Cancelled, Abated or Adjusted	50,086.11
Environmental Inspection & Control	75,550.00			Transfer to Tax Title Liens or Foreclosed	10,880.22
Other Public Safety				Balance Outstanding Dec. 31, 1993	445,746.50
PUBLIC WORKS				PRIOR YEARS TAXES OUTSTANDING	
Streets and Drainage	527,000.00			Balance January 1, 1993	562,534.17
Sewers and Sewage Processing				Collected in 1993	335,842.62
Gorbage and Trash Disposal	202,000.00			Cancelled, Abated or Adjusted 1993	163,683.15
Public Buildings and Grounds	115,050.00			Transfers to Tax Title Liens or Foreclosed	
Other Public Works				Balance December 31, 1993	63,008.40
HEALTH and WELFARE				TAX TITLE LIENS OUTSTANDING	
Health Services Except Environmental	45,810.00			Balance January 1, 1993	43,900.33
Welfare-Public Assistance	9,290.00			Transfer From Taxes	10,880.22
Hospital, Clinics, First Aid				Redeemed in 1993	4,049.77
Animal, Insect, & Rodent Control				Cancelled, Abated or Adjusted (1993)	
Other Welfare Services				Transfer to Foreclosed Property	
RECREATION and CONSERVATION				Balance December 31, 1993	50,730.78
Beaches and Boardwalks				PROPERTY ACQUIRED BY DEED OR	
Parks, Playgrounds, Shade Trees				FORECLOSURE	
Land Reclamation & Conservation	2,500.00			Balance January 1, 1993	
Other Recreational Services	31,635.00			Transfers From Taxes or Liens	
EDUCATION (excluding schools)				Sale For Cash (1993)	
Libraries	90,000.00			Cancelled, Abated or Adjusted (1993)	
Other Educational Services	8,600.00			Balance December 31, 1993	
STATUTORY EXPENDITURES				CURRENT FINANCES DECEMBER 31, 1993	
Pensions & F. I. C. A.	179,395.00			ASSETS	
Employee Fringe Benefits	246,701.00			Cash Dec. 31, 1993	1,484,866.56
Other Statutory Expenditures				Taxes Receivable	508,754.90
CETA And Other Public Employment Programs				Tax Title Liens	50,730.78
MUNICIPAL FUNCTIONS TOTAL	3,271,398.00			Foreclosed Property	
CAPITAL IMPROVEMENTS *MEMO*	20,000.00			Emergencies & Other Deferred Charges	16,000.00
DEBT SERVICE				State and Federal Aid Receivable	473.01
Principal Payments	519,000.00			Other Receivables	35,744.11
Interest Payments	223,196.67			Total	2,096,569.36
DEFERRED CHARGES	25,000.00			LIABILITIES, RESERVES, AND SURPLUS	
SCHOOL, COUNTY, SPECIAL DISTRICT TAXES	9,936,447.40			Cash Liabilities	473,828.30
RESERVE FOR UNCOLLECTED TAXES	613,247.75			Reserves for Receivables	595,702.80
EXPENDITURES TOTAL	14,538,289.82			Surplus Dec. 31, 1993	1,027,038.26
				Total	2,096,569.36

REVENUES-REALIZED

1993 Property Taxes Collected 12,699,479.97
 1993 Payments in Lieu of Taxes
 Delinquent Tax & Lien Collections 339,892.39
 Business Personalty Replacement Taxes 14,448.16
 Taxes From Public Utilities 408,837.00
 Other Miscellaneous Tax Revenues
 State Aid Revenues 155,831.00
 Federal Aid Revenues

Sale of Acquired Property
 Other Miscellaneous Revenues
 Total 14,142,591.13
 Prior Years Surplus Appropriated 560,000.00
 REVENUES TOTAL 14,702,591.13
 Reserve For Uncollected Taxes 613,247.75
 CAPITAL OUTLAY TOTAL 467,269.58

Public Enterprises
 Recreation-Culture
 Public Works 355,479.90
 Buildings and Grounds 111,789.68
 Library and Education
 Conservation
 All Other

CAPITAL DEBT AUTHORIZED, DECEMBER 31, 1993
 ISSUED AND UNISSUED GROSS DEBT NET DEBT
 School 2,751,432
 Self-Liquidating
 Other 4,491,995 4,399,995
 Total 7,243,427 4,399,995

ISSUED AND OUTSTANDING
 School 2,751,432.92
 Self-Liquidating
 Other 3,824,000.00
 Total 6,575,432.92

EQUALIZED VALUATION BASIS
 FOR NET DEBT COMPUTATION 793,847,124

REAL PROPERTY VALUATIONS

Code	Class	# of Parcels	% VAL'N	ASSESSED VALUATION
1	Vacant Land	252	7.57	56,982,265.00
2	Residential	1580	86.73	653,253,800.00
3	Farm	137	3.53	26,627,170.00
4a	Commercial	12	2.08	15,631,100.00
4b	Industrial	1		2,400.00
4c	Apartments	14	1.0	730,200.00
Total		1996		753,226,935.00

Land Area 17.60 Sq. Miles
 Net Valuation Taxable-Municipal 754,881,301
 Net Valuation Taxable-County 814,553,555
 State Equalized Valuation 797,205,072
 State Equalization Ratio 94.68

1993 PROPERTY TAX		1993 TAXES COLLECTED	
Local District School Taxes .51	4,044,679.50	1993 Taxes Cancelled, Abated or Adjusted	50,086.11
Regional & Consolidated School Tax .45	3,606,281.55	Transfer to Tax Title Liens or Foreclosed	10,880.22
School Taxes in Municipal Budget		Balance Outstanding Dec. 31, 1993	445,746.50
County Taxes .29 *	2,285,486.35	PRIOR YEARS TAXES OUTSTANDING	
County Library Taxes		Balance January 1, 1993	562,534.17
Local Municipal Purpose Taxes .36	2,887,021.75	Collected in 1993	335,842.62
Veteran & Senior Citizen Taxes	15,000.00	Cancelled, Abated or Adjusted 1993	163,683.15
Total Taxes for Rate Computation 1.61	12,838,469.15	Transfers to Tax Title Liens or Foreclosed	
Special District Taxes		Balance December 31, 1993	63,008.40
Bank Corp. Taxes		TAX TITLE LIENS OUTSTANDING	
Added and Omitted Taxes	65,318.76	Balance January 1, 1993	43,900.33
Total Taxes Levied - ABSTRACT	12,888,787.91	Transfer From Taxes	10,880.22
Total Taxes Billed	13,206,192.80	Redeemed in 1993	4,049.77
1993 TAXES COLLECTED	12,699,479.97	Cancelled, Abated or Adjusted (1993)	
1993 Taxes Cancelled, Abated or Adjusted	50,086.11	Transfer to Foreclosed Property	
Transfer to Tax Title Liens or Foreclosed	10,880.22	Balance December 31, 1993	50,730.78
Balance Outstanding Dec. 31, 1993	445,746.50	PROPERTY ACQUIRED BY DEED OR	
PRIOR YEARS TAXES OUTSTANDING		FORECLOSURE	
Balance January 1, 1993	562,534.17	Balance January 1, 1993	
Collected in 1993	335,842.62	Transfers From Taxes or Liens	
Cancelled, Abated or Adjusted 1993	163,683.15	Sale For Cash (1993)	
Transfers to Tax Title Liens or Foreclosed		Cancelled, Abated or Adjusted (1993)	
Balance December 31, 1993	63,008.40	Balance December 31, 1993	
TAX TITLE LIENS OUTSTANDING		CURRENT FINANCES DECEMBER 31, 1993	
Balance January 1, 1993	43,900.33	ASSETS	
Transfer From Taxes	10,880.22	Cash Dec. 31, 1993	1,484,866.56
Redeemed in 1993	4,049.77	Taxes Receivable	508,754.90
Cancelled, Abated or Adjusted (1993)		Tax Title Liens	50,730.78
Transfer to Foreclosed Property		Foreclosed Property	
Balance December 31, 1993	50,730.78	Emergencies & Other Deferred Charges	16,000.00
PROPERTY ACQUIRED BY DEED OR		State and Federal Aid Receivable	473.01
FORECLOSURE		Other Receivables	35,744.11
Balance January 1, 1993		Total	2,096,569.36
Transfers From Taxes or Liens		LIABILITIES, RESERVES, AND SURPLUS	
Sale For Cash (1993)		Cash Liabilities	473,828.30
Cancelled, Abated or Adjusted (1993)		Reserves for Receivables	595,702.80
Balance December 31, 1993		Surplus Dec. 31, 1993	1,027,038.26
CURRENT FINANCES DECEMBER 31, 1993		Total	2,096,569.36
ASSETS			
Cash Dec. 31, 1993	1,484,866.56		
Taxes Receivable	508,754.90		
Tax Title Liens	50,730.78		
Foreclosed Property			
Emergencies & Other Deferred Charges	16,000.00		
State and Federal Aid Receivable	473.01		
Other Receivables	35,744.11		
Total	2,096,569.36		
LIABILITIES, RESERVES, AND SURPLUS			
Cash Liabilities	473,828.30		
Reserves for Receivables	595,702.80		
Surplus Dec. 31, 1993	1,027,038.26		
Total	2,096,569.36		

0424

Population 1990 4,095
 Population 1993 4,251
 S & P Rating
 Moody Rating BAA1

General Tax Rate Per \$100. 5.13
 State Equalized Tax Rate 2.94

MERCHANTVILLE BOROUGH - CAMDEN CO. Form of Government: Borough Council Number of Members on Governing Body - 6

PER CAPITA:

Gross Debt 544.29
 Net Debt 314.42
 Debt Service 57.97
 Total Tax Levy 1,207.43
 Municipal Expenditures 666.36

PER CENT:

Gross Debt 1.48
 Net Debt .85
 Tax Levy Collected 93.81
 Tax Levy Cancelled, Abated or Adjusted .32

EXPENDITURES		REVENUES-REALIZED		1993 PROPERTY TAX	
GENERAL GOVERNMENT				STATE EQUALIZED TAX RATE	
Governing Body & Public Boards				Local District School Taxes	1.35
Municipal Clerk	33,992.00	1993 Property Taxes Collected		Regional & Consolidated School Tax	2,320,766.00
Financial Administration	59,064.00	1993 Payments in Lieu of Taxes		School Taxes in Municipal Budget	
Assessment of Taxes	18,850.00	Delinquent Tax & Lien Collections		County Taxes	.79
Collection of Taxes	53,100.00	Business Personalty Replacement Taxes		County Library Taxes	.03
Planning, Housing & Development	38,812.00	Taxes From Public Utilities		Local Municipal Purpose Taxes	.82
Human Resources	4,222.00	Other Miscellaneous Tax Revenues		Veteran & Senior Citizen Taxes	2.99
Elections	285,359.00	State Aid Revenues		Total Taxes for Rate Computation	5,160,462.83
General Administration (other)		Federal Aid Revenues		Special District Taxes	
JUDICIARY		Sale of Acquired Property		Bank Corp. Taxes	
Municipal Courts	61,020.00	Other Miscellaneous Revenues		Added and Omitted Taxes	1,712.28
PUBLIC SAFETY		Total		Total Taxes Levied - ABSTRACT	5,132,775.11
Fire Protection	73,301.00	Prior Years Surplus Appropriated		Total Taxes Billed	5,038,038.81
Police Protection	596,101.00	REVENUES		1993 TAXES COLLECTED	4,726,138.83
Civil Defense & Disaster Control	100.00	Reserve For Uncollected Taxes		1993 Taxes Cancelled, Abated or Adjusted	15,958.76
Environmental Inspection & Control		CAPITAL OUTLAY		Transfer to Tax Title Liens or Foreclosed	
Other Public Safety		TOTAL		Balance Outstanding Dec. 31, 1993	292,941.22
PUBLIC WORKS		Public Enterprises		PRIOR YEARS TAXES OUTSTANDING	
Streets and Drainage	52,320.00	Recreation-Culture		Balance January 1, 1993	350,231.63
Sewers and Sewage Processing	258,070.00	Public Works		Collected in 1993	302,931.64
Garbage and Trash Disposal	341,005.00	Buildings and Grounds		Cancelled, Abated or Adjusted 1993	
Public Buildings and Grounds	24,400.00	Library and Education		Transfers to Tax Title Liens or Foreclosed	
Other Public Works		Conservation		Balance December 31, 1993	47,299.99
HEALTH and WELFARE		All Other		TAX TITLE LIENS OUTSTANDING	
Health Services Except Environmental	2,500.00	CAPITAL DEBT AUTHORIZED, DECEMBER 31, 1993		Balance January 1, 1993	50.32
Welfare-Public Assistance	6,000.00	ISSUED AND UNISSUED		Transfer From Taxes	
Hospital, Clinics, First Aid		GROSS DEBT		Redeemed In 1993	
Animal, Insect, & Rodent Control		NET DEBT		Cancelled, Abated or Adjusted (1993)	
Other Welfare Services		SCHOOL		Transfer to Foreclosed Property	
RECREATION and CONSERVATION		Self-Liquidating		Balance December 31, 1993	50.32
Beaches and Boardwalks		Other		PROPERTY ACQUIRED BY DEED OR FORECLOSURE	
Parks, Playgrounds, Shade Trees	16,130.00	Total		Balance January 1, 1993	350.00
Land Reclamation & Conservation		ISSUED AND OUTSTANDING		Transfers From Taxes or Liens	
Other Recreational Services	3,150.00	SCHOOL		Sale For Cash (1993)	
EDUCATION (excluding schools)		Self-Liquidating		Cancelled, Abated or Adjusted (1993)	
Libraries		Other		Balance December 31, 1993	350.00
Other Educational Services	695.00	Total		CURRENT FINANCES DECEMBER 31, 1993	
STATUTORY EXPENDITURES		EQUALIZED VALUATION BASIS		ASSETS	
Pensions & F. I. C. A.	87,000.00	FOR NET DEBT COMPUTATION		Cash Dec. 31, 1993	1,156,674.37
Employee Fringe Benefits	164,550.00	REAL PROPERTY VALUATIONS		Taxes Receivable	340,241.21
Other Statutory Expenditures	4,000.00	Code Class # of Parcels % VAL'N		Tax Title Liens	50.32
CETA And Other Public Employment Programs		1 Vacant Land 60 .58		Foreclosed Property	350.00
MUNICIPAL FUNCTIONS		2 Residential 1067 80.84		Emergencies & Other Deferred Charges	80,460.99
CAPITAL IMPROVEMENTS	9,500.00	3 Farm		State and Federal Aid Receivable	68.88
DEBT SERVICE		4a Commercial 96 12.78		Other Receivables	69,718.02
Principal Payments	160,000.00	4b Industrial		Total	1,667,563.79
Interest Payments	86,450.00	4c Apartments 22 5.80		LIABILITIES, RESERVES, AND SURPLUS	
		Total 1245		Cash Liabilities	843,357.22
DEFERRED CHARGES		Land Area .61 Sq. Miles		Reserves for Receivables	399,329.32
SCHOOL, COUNTY, SPECIAL DISTRICT TAXES	40,460.19	Net Valuation Taxable-Municipal		Surplus Dec. 31, 1993	404,877.25
SCHOOL, COUNTY, SPECIAL DISTRICT TAXES	3,723,552.82	Net Valuation Taxable-County		Total	1,667,563.79
RESERVE FOR UNCOLLECTED TAXES	362,058.82	State Equalized Valuation			
EXPENDITURES	6,556,262.83	State Equalization Ratio			
TOTAL					

Population 1990 12,804
 Population 1993 12,959
 S & P Rating
 Moody Rating A1

General Tax Rate Per \$100. 2.41
 State Equalized Tax Rate 2.32

Form of Government:
 Borough Council

Number of Members on Governing Body - 6

PER CAPITA:

Gross Debt 477.40
 Net Debt 443.87
 Debt Service 78.57
 Total Tax Levy 1,673.13
 Municipal Expenditures 740.42

PER CENT:

Gross Debt .67
 Net Debt .62
 Tax Levy Collected 97.81
 Tax Levy Cancelled, Abated or Adjusted .03

EXPENDITURES		REVENUES-REALIZED		1993 PROPERTY TAX	
GENERAL GOVERNMENT				STATE EQUALIZED TAX RATE 1.37	
Governing Body & Public Boards		1993 Property Taxes Collected	21,255,994.53	Local District School Taxes	12,773,542.50
Municipal Clerk		1993 Payments in Lieu of Taxes		Regional & Consolidated School Tax	
Financial Administration	134,963.00	Delinquent Tax & Lien Collections	606,475.86	School Taxes in Municipal Budget	
Assessment of Taxes	347,320.00	Business Personalty Replacement Taxes	296,771.16	County Taxes	3,905,253.33
Collection of Taxes	7,050.00	Taxes From Public Utilities	1,034,342.00	County Library Taxes	
Planning, Housing & Development	53,468.00	Other Miscellaneous Tax Revenues		Local Municipal Purpose Taxes	4,950,195.13
Human Resources	118,761.66	State Aid Revenues	1,474,604.35	Veteran & Senior Citizen Taxes	106,700.00
Elections	6,500.00	Federal Aid Revenues		Total Taxes for Rate Computation	21,735,690.96
General Administration (other)	1,138,885.00			Special District Taxes	
JUDICIARY				Bank Corp. Taxes	
Municipal Courts	130,371.00	Sale of Acquired Property		Added and Omitted Taxes	53,055.45
PUBLIC SAFETY		Other Miscellaneous Revenues	1,181,926.54	Total Taxes Levied - ABSTRACT	21,682,046.41
Fire Protection	253,063.00	Total	25,850,112.44	Total Taxes Billed	21,732,498.47
Police Protection	1,778,651.00	Prior Years Surplus Appropriated	280,000.00	1993 TAXES COLLECTED	21,255,994.53
Civil Defense & Disaster Control	5,750.00	REVENUES	26,130,112.44	1993 Taxes Cancelled, Abated or Adjusted	5,803.28
Environmental Inspection & Control	60,738.00	Reserve For Uncollected Taxes	655,498.22	Transfer to Tax Title Liens or Foreclosed	22,065.96
Other Public Safety		CAPITAL OUTLAY	750,292.72	Balance Outstanding Dec. 31, 1993	448,636.70
PUBLIC WORKS				PRIOR YEARS TAXES OUTSTANDING	
Streets and Drainage	708,376.00	Public Enterprises	13,158.84	Balance January 1, 1993	547,514.23
Sewers and Sewage Processing	557,710.00	Recreation-Culture	39,959.76	Collected in 1993	532,673.93
Garbage and Trash Disposal	510,662.00	Public Works	75,153.27	Cancelled, Abated or Adjusted 1993	
Public Buildings and Grounds	155,637.00	Buildings and Grounds	622,020.85	Transfers to Tax Title Liens or Foreclosed	
Other Public Works	221,729.00	Library and Education		Balance December 31, 1993	14,840.30
HEALTH and WELFARE		Conservation		TAX TITLE LIENS OUTSTANDING	
Health Services Except Environmental	33,765.00	All Other		Balance January 1, 1993	142,459.01
Welfare-Public Assistance	3,563.00			Transfer From Taxes	22,065.96
Hospital, Clinics, First Aid		CAPITAL DEBT AUTHORIZED, DECEMBER 31, 1993		Redeemed in 1993	73,801.97
Animal, Insect, & Rodent Control	8,000.00	ISSUED AND UNISSUED		Cancelled, Abated or Adjusted (1993)	
Other Welfare Services		School		Transfer to Foreclosed Property	
RECREATION and CONSERVATION		Self-Liquidating	380,200	Balance December 31, 1993	90,723.00
Beaches and Boardwalks		Other	5,806,466	PROPERTY ACQUIRED BY DEED OR	
Parks, Playgrounds, Shade Trees	124,308.00	Total	6,186,666	FORECLOSURE	
Land Reclamation & Conservation	105,441.12	ISSUED AND OUTSTANDING		Balance January 1, 1993	160,000.00
Other Recreational Services	100,925.00	School		Transfers From Taxes or Liens	
EDUCATION (excluding schools)		Self-Liquidating	240,000.00	Sale For Cash (1993)	
Libraries	413,789.00	Other	5,418,969.00	Cancelled, Abated or Adjusted (1993)	
Other Educational Services		Total	5,658,969.00	Balance December 31, 1993	160,000.00
STATUTORY EXPENDITURES		EQUALIZED VALUATION BASIS		CURRENT FINANCES DECEMBER 31, 1993	
Pensions & F. I. C. A.	170,296.00	FOR NET DEBT COMPUTATION	921,038,051	ASSETS	
Employee Fringe Benefits	697,545.00	REAL PROPERTY VALUATIONS		Cash Dec. 31, 1993	1,639,894.00
Other Statutory Expenditures	5,000.00	Code Class # of Parcels % VAL'N	ASSESSED VALUATION	Taxes Receivable	463,475.00
CETA And Other Public Employment Programs		1 Vacant Land 152 1.55	13,679,200.00	Tax Title Liens	90,723.00
MUNICIPAL FUNCTIONS		2 Residential 4303 80.43	708,203,500.00	Foreclosed Property	160,000.00
CAPITAL IMPROVEMENTS	50,000.00	3 Farm		Emergencies & Other Deferred Charges	14,000.00
DEBT SERVICE		4a Commercial 314 11.04	97,173,600.00	State and Federal Aid Receivable	295,374.00
Principal Payments	625,000.00	4b Industrial 61 5.18	45,577,100.00	Other Receivables	27,653.00
Interest Payments	393,230.19	4c Apartments 16 1.31	15,941,900.00	Total	2,691,619.00
DEFERRED CHARGES	69,064.49	Total	880,575,300.00	LIABILITIES, RESERVES, AND SURPLUS	
SCHOOL, COUNTY, SPECIAL DISTRICT TAXES	16,673,795.83	Land Area 2.75 Sq. Miles		Cash Liabilities	1,154,949.00
RESERVE FOR UNCOLLECTED TAXES	655,498.22	Net Valuation Taxable-Municipal	899,561,951	Reserves for Receivables	741,851.00
EXPENDITURES		Net Valuation Taxable-County	892,359,907	Surplus Dec. 31, 1993	794,819.00
TOTAL	26,273,855.51	State Equalized Valuation	932,541,273	Total	2,691,619.00
		State Equalization Ratio	96.39		

0506

Population 1990 14,771
 Population 1993 15,355
 S & P Rating B93+
 Moody Rating

General Tax Rate Per \$100. 1.98
 State Equalized Tax Rate 2.01

MIDDLE TOWNSHIP - CAPE MAY COUNTY

Form of Government:
 Township Committee
 Number of Members on Governing Body - 3

PER CAPITA

Gross Debt 2,263.26
 Net Debt 389.06
 Debt Service 51.77
 Total Tax Levy 1,051.32
 Municipal Expenditures 704.42

PER CENT:

Gross Debt 4.74
 Net Debt .82
 Tax Levy Collected 89.32
 Tax Levy Cancelled, Abated or Adjusted .16

EXPENDITURES		REVENUES-REALIZED		1993 PROPERTY TAX	
GENERAL GOVERNMENT				STATE EQUALIZED TAX RATE 1.18	
Governing Body & Public Boards		1993 Property Taxes Collected 14,933,064.66		Local District School Taxes 9,273,544.00	
Municipal Clerk	173,950.00	1993 Payments in Lieu of Taxes 1,623,830.70		Regional & Consolidated School Tax	
Financial Administration	140,250.00	Delinquent Tax & Lien Collections 95,736.62		School Taxes in Municipal Budget *	
Assessment of Taxes	113,800.00	Business Personalty Replacement Taxes 3,253,532.00		County Taxes .40	
Collection of Taxes	67,100.00	Taxes From Public Utilities 93,658.00		County Library Taxes .02	
Planning, Housing & Development	113,211.00	Other Miscellaneous Tax Revenues 562,372.13		Local Municipal Purpose Taxes .40	
Human Resources		State Aid Revenues		Veteran & Senior Citizen Taxes 2.00	
Elections		Federal Aid Revenues		Total Taxes far Rate Computation 856,686.00	
General Administration (other)	1,130,310.00	Sale of Acquired Property		Bank Corp. Taxes	
JUDICIARY		Other Miscellaneous Revenues 1,224,754.89		Added and Omitted Taxes 80,698.15	
Municipal Courts	158,850.00	Prior Years Surplus Appropriated		Total Taxes Levied - ABSTRACT 16,668,725.63	
PUBLIC SAFETY		REVENUES TOTAL 23,439,224.00		Total Taxes Billed 16,719,385.18	
Fire Protection	16,592.00	Reserve For Uncollected Taxes 1,895,709.90		1993 TAXES COLLECTED 14,933,064.66	
Police Protection	2,360,000.00	CAPITAL OUTLAY TOTAL 3,470,980.30		1993 Taxes Cancelled, Abated or Adjusted 27,284.23	
Civil Defense & Disaster Control	2,800.00	Public Enterprises 3,193,308.92		Transfer to Tax Title Liens or Foreclosed 129,176.41	
Environmental Inspection & Control	168,050.00	Recreation-Culture		Balance Outstanding Dec. 31, 1993 1,629,859.88	
Other Public Safety		Public Works 277,671.38		PRIOR YEARS TAXES OUTSTANDING	
PUBLIC WORKS		Buildings and Grounds		Balance January 1, 1993 1,620,669.84	
Streets and Drainage	712,350.00	Library and Education		Collected in 1993 1,521,718.19	
Sewers and Sewage Processing	222,600.00	Conservation		Cancelled, Abated or Adjusted 1993 727.89	
Garbage and Trash Disposal	758,100.00	All Other		Transfers to Tax Title Liens or Foreclosed 34,105.27	
Public Buildings and Grounds	99,500.00	CAPITAL DEBT AUTHORIZED, DECEMBER 31, 1993		Balance December 31, 1993 64,118.49	
Other Public Works	218,900.00	ISSUED AND UNISSUED		TAX TITLE LIENS OUTSTANDING	
HEALTH and WELFARE		SCHOOL		Balance January 1, 1993 384,000.00	
Health Services Except Environmental	141,500.00	GROSS DEBT		Transfer From Taxes 168,538.73	
Welfare-Public Assistance	48,850.00	NET DEBT		Redeemed in 1993 102,112.51	
Hospital, Clinics, First Aid		School 13,708,000		Cancelled, Abated or Adjusted (1993) 508.39	
Animal, Insect, & Rodent Control	37,880.00	Self-Liquidating 16,007,452		Transfer to Foreclosed Property 86,796.37	
Other Welfare Services		Other 6,168,530		Balance December 31, 1993 363,121.46	
RECREATION and CONSERVATION		Total 35,883,982		PROPERTY ACQUIRED BY DEED OR FORECLOSURE	
Beaches and Boardwalks		ISSUED AND OUTSTANDING		Balance January 1, 1993 2,184,573.63	
Parks, Playgrounds, Shade Trees	1,000.00	SCHOOL		Transfers From Taxes or Liens	
Land Reclamation & Conservation	26,843.21	Self-Liquidating 10,439,394.48		Sale For Cash (1993)	
Other Recreational Services	126,750.00	Other 5,291,750.00		Cancelled, Abated or Adjusted (1993)	
EDUCATION (excluding schools)		Total 29,439,144.48		Balance December 31, 1993 2,184,573.63	
Libraries		EQUALIZED VALUATION BASIS		CURRENT FINANCES DECEMBER 31, 1993	
Other Educational Services		FOR NET DEBT COMPUTATION		ASSETS	
STATUTORY EXPENDITURES		REAL PROPERTY VALUATIONS		Cosh Dec. 31, 1993 4,698,172.00	
Pensions & F. I. C. A.	587,200.00	Code Class # of Parcels %VALN		Taxes Receivable 1,693,978.37	
Employee Fringe Benefits	635,000.00	1 Vacant Land 5915 11.78		Tax Title Liens 363,121.46	
Other Statutory Expenditures		2 Residential 5457 63.09		Foreclosed Property 2,184,573.63	
CETA And Other Public Employment Programs		3 Farm 154 .77		Emergencies & Other Deferred Charges 232,000.00	
MUNICIPAL FUNCTIONS TOTAL 8,061,386.21		4a Commercial 459 23.58		State and Federal Aid Receivable	
CAPITAL IMPROVEMENTS **EN0* 83,500.00		4b Industrial 4 .35		Other Receivables 275,637.54	
DEBT SERVICE		4c Apartments 12 .44		Total 9,447,533.00	
Principal Payments 407,000.00		Total 12001		LIABILITIES, RESERVES, AND SURPLUS	
Interest Payments 413,863.25		Land Area 74.02 Sq. Miles		Cash Liabilities 3,222,584.63	
DEFERRED CHARGES 390,668.37		Net Valuation Taxable-Municipal 797,774,743		Reserves far Receivables 4,517,361.00	
SCHOOL, COUNTY, SPECIAL DISTRICT TAXES 13,440,444.95		Net Valuation Taxable-County 778,864,553		Surplus Dec. 31, 1993 1,707,587.37	
RESERVE FOR UNCOLLECTED TAXES 1,895,709.90		State Equalized Valuation 787,221,092		Total 9,447,533.00	
EXPENDITURES TOTAL 24,609,072.68		State Equalization Ratio 101.36			

1211

Population 1990 13,055
 Population 1993 13,144
 S & P Rating
 Moody Rating A

General Tax Rate Per \$100. 3.77
 State Equalized Tax Rate 2.32

MIDDLESEX BOROUGH - MIDDLESEX CO.

Form of Government:

Borough Council

Number of Members on Governing Body - 6

PER CAPITA:

Gross Debt 510.25
 Net Debt 510.25
 Debt Service 78.49
 Total Tax Levy 1,414.36
 Municipal Expenditures 673.77

PER CENT:

Gross Debt .84
 Net Debt .84
 Tax Levy Collected 97.30
 Tax Levy Cancelled, Abated or Adjusted .01

EXPENDITURES		REVENUES-REALIZED		1993 PROPERTY TAX	
GENERAL GOVERNMENT				STATE EQUALIZED TAX RATE 1.27	
Governing Body & Public Boards		1993 Property Taxes Collected	18,118,423.83	Local District School Taxes	10,168,256.00
Municipal Clerk		1993 Payments in Lieu of Taxes		Regional & Consolidated School Tax	
Financial Administration	25,600.00	Delinquent Tax & Lien Collections	435,441.89	School Taxes in Municipal Budget	
Assessment of Taxes	32,065.00	Business Personalty Replacement Taxes	259,445.40	County Taxes	3,445,100.23
Collection of Taxes	95,189.00	Taxes From Public Utilities	1,101,215.11	County Library Taxes	
Planning, Housing & Development	22,820.00	Other Miscellaneous Tax Revenues		Local Municipal Purpose Taxes	4,927,566.00
Human Resources	103,079.00	State Aid Revenues	1,232,277.12	Veteran & Senior Citizen Taxes	145,700.00
Elections	6,300.00	Federal Aid Revenues	22,071.00	Total Taxes for Rate Computation	18,686,622.23
General Administration (other)	731,772.00			Special District Taxes	
JUDICIARY		Sale of Acquired Property		Bank Corp. Taxes	
Municipal Courts	112,096.17	Other Miscellaneous Revenues	757,363.24	Added and Omitted Taxes	49,363.23
PUBLIC SAFETY		Total	21,926,237.59	Total Taxes Levied - ABSTRACT	18,590,285.46
Fire Protection	248,278.00	Prior Years Surplus Appropriated	200,000.00	Total Taxes Billed	18,620,534.11
Police Protection	1,751,218.05	REVENUES TOTAL	22,126,237.59	1993 TAXES COLLECTED	18,118,423.83
Civil Defense & Disaster Control	30,558.00	Reserve For Uncollected Taxes	530,000.00	1993 Taxes Cancelled, Abated or Adjusted	1,291.79
Environmental Inspection & Control	111,120.00	CAPITAL OUTLAY TOTAL	1,673,195.93	Transfer to Tax Title Liens or Foreclosed	19,769.88
Other Public Safety				Balance Outstanding Dec. 31, 1993	481,048.61
PUBLIC WORKS		Public Enterprises		PRIOR YEARS TAXES OUTSTANDING	
Streets and Drainage	746,372.00	Recreation-Culture	3,943.65	Balance January 1, 1993	427,910.15
Sewers and Sewage Processing	220,159.00	Public Works	1,137,452.24	Collected in 1993	419,970.25
Garbage and Trash Disposal	715,573.00	Buildings and Grounds	531,630.04	Cancelled, Abated or Adjusted 1993	
Public Buildings and Grounds	2,600.00	Library and Education	170.00	Transfers to Tax Title Liens or Foreclosed	3,452.40
Other Public Works	605,668.00	Conservation		Balance December 31, 1993	4,487.50
HEALTH and WELFARE		All Other		TAX TITLE LIENS OUTSTANDING	
Health Services Except Environmental	92,877.00	CAPITAL DEBT AUTHORIZED, DECEMBER 31, 1993		Balance January 1, 1993	141,148.62
Welfare-Public Assistance	2,586.00	ISSUED AND UNISSUED		Transfer From Taxes	23,222.28
Hospital, Clinics, First Aid		School		Redeemed In 1993	15,471.64
Animal, Insect, & Rodent Control		Self-Liquidating	32,000	Cancelled, Abated or Adjusted (1993)	
Other Welfare Services		Other	6,674,686	Transfer to Foreclosed Property	
RECREATION and CONSERVATION		Total	6,706,686	Balance December 31, 1993	148,899.26
Beaches and Boardwalks		ISSUED AND OUTSTANDING		PROPERTY ACQUIRED BY DEED OR	
Parks, Playgrounds, Shade Trees	275,009.00	School		FORECLOSURE	
Land Reclamation & Conservation	660.00	Self-Liquidating	32,000.00	Balance January 1, 1993	1,572,600.00
Other Recreational Services	119,959.00	Other	5,149,000.00	Transfers From Taxes or Liens	
EDUCATION (excluding schools)		Total	5,181,000.00	Sale For Cash (1993)	55,500.00
Libraries	272,413.00	EQUALIZED VALUATION BASIS		Cancelled, Abated or Adjusted (1993)	
Other Educational Services		FOR NET DEBT COMPUTATION	799,354,194	Balance December 31, 1993	1,517,100.00
STATUTORY EXPENDITURES		REAL PROPERTY VALUATIONS		CURRENT FINANCES DECEMBER 31, 1993	
Pensions & F. I. C. A.	410,794.00	Code Class # of Parcels % VAL'N	ASSESSED VALUATION	ASSETS	
Employee Fringe Benefits	556,669.00	1 Vacant Land 234 1.31	6,437,100.00	Cash Dec. 31, 1993	3,092,987.76
Other Statutory Expenditures		2 Residential 4036 74.21	364,251,100.00	Taxes Receivable	485,536.11
CETA And Other Public Employment Programs		3 Farm 4 .06	319,700.00	Tax Title Liens	148,899.26
MUNICIPAL FUNCTIONS		4a Commercial 200 7.01	36,411,400.00	Foreclosed Property	1,517,100.00
CAPITAL IMPROVEMENTS	7,291,434.22	4b Industrial 151 15.39	75,555,900.00	Emergencies & Other Deferred Charges	9,000.00
DEBT SERVICE		4c Apartments 5 2.01	9,855,000.00	State and Federal Aid Receivable	
Principal Payments	770,000.00	Total	490,830,200.00	Other Receivables	70,331.42
Interest Payments	261,643.10	Land Area 3.45 Sq. Miles		Total	5,323,854.55
DEFERRED CHARGES	3,000.00	Net Valuation Taxable-Municipal	492,604,002	LIABILITIES, RESERVES, AND SURPLUS	
SCHOOL, COUNTY, SPECIAL DISTRICT TAXES	13,613,356.23	Net Valuation Taxable-County	785,952,567	Cash Liabilities	2,627,505.53
RESERVE FOR UNCOLLECTED TAXES	530,000.00	State Equalized Valuation	798,576,075	Reserves for Receivables	2,221,866.79
EXPENDITURES TOTAL	22,469,433.55	State Equalization Ratio	61.60	Surplus Dec. 31, 1993	474,482.23
				Total	5,323,854.55

1331

Population 1990 **68,183**
 Population 1993 **68,570**
 S & P Rating
 Moody Rating **A1**

General Tax Rate Per \$100. **2.23**
 State Equalized Tax Rate **2.14**

MIDDLETOWN TWP. - MONMOUTH CO.

Form of Government
Special Charter (P.L. 1971 c. 237)
 Number of Members on Governing Body - **5**

PER CAPITA:
 Gross Debt **799.78**
 Net Debt **757.84**
 Debt Service **92.86**
 Total Tax Levy **1,488.68**
 Municipal Expenditures **554.98**

PER CENT:
 Gross Debt **1.12**
 Net Debt **1.06**
 Tax Levy Collected **96.49**
 Tax Levy Cancelled, Abated or Adjusted

EXPENDITURES		REVENUES-REALIZED		1993 PROPERTY TAX	
GENERAL GOVERNMENT				STATE EQUALIZED TAX RATE	
Governing Body & Public Boards	2,920.00	1993 Property Taxes Collected		Local District School Taxes	1.23 58,618,017.00
Municipal Clerk		1993 Payments in Lieu of Taxes		Regional & Consolidated School Tax	
Financial Administration	282,948.00	Delinquent Tax & Lien Collections		School Taxes in Municipal Budget	
Assessment of Taxes	382,097.00	Business Personalty Replacement Taxes		County Taxes	.45 * 21,497,136.86
Collection of Taxes	313,513.00	Taxes From Public Utilities		County Library Taxes	
Planning, Housing & Development	251,980.00	Other Miscellaneous Tax Revenues		Local Municipal Purpose Taxes	.45 21,558,810.65
Human Resources	305,034.25	State Aid Revenues		Veteran & Senior Citizen Taxes	419,900.00
Elections	15,000.00	Federal Aid Revenues		Total Taxes for Rate Computation	2.13 102,093,864.51
General Administration (other)	4,734,341.00	Sale of Acquired Property		Special District Taxes	
JUDICIARY		Other Miscellaneous Revenues		Bank Corp. Taxes	
Municipal Courts	491,706.00	Total		Added and Omitted Taxes	404,691.86
PUBLIC SAFETY		Prior Years Surplus Appropriated		Total Taxes Levied - ABSTRACT	102,078,656.37
Fire Protection	8,328,516.00	REVENUES TOTAL		Total Taxes Billed	104,923,656.37
Police Protection	1,106,958.77	Reserve For Uncollected Taxes		1993 TAXES COLLECTED	101,239,015.89
Civil Defense & Disaster Control	667,142.00	CAPITAL OUTLAY TOTAL		1993 Taxes Cancelled, Abated or Adjusted	
Environmental Inspection & Control	418,220.00	Public Enterprises		Transfer to Tax Title Liens or Foreclosed	
Other Public Safety		Recreation-Culture		Balance Outstanding Dec. 31, 1993	3,684,640.48
PUBLIC WORKS		Public Works		PRIOR YEARS TAXES OUTSTANDING	
Streets and Drainage	3,657,956.28	Buildings and Grounds		Balance January 1, 1993	4,389,511.33
Sewers and Sewage Processing	862,864.00	Library and Education		Collected in 1993	3,820,852.20
Garbage and Trash Disposal		Conservation		Cancelled, Abated or Adjusted 1993	
Public Buildings and Grounds	629,100.00	All Other		Transfers to Tax Title Liens or Foreclosed	
Other Public Works		CAPITAL DEBT AUTHORIZED, DECEMBER 31, 1993		Balance December 31, 1993	568,659.13
HEALTH and WELFARE		ISSUED AND UNISSUED		TAX TITLE LIENS OUTSTANDING	
Health Services Except Environmental	336,896.00	School		Balance January 1, 1993	616,740.60
Welfare-Public Assistance	88,515.00	Self-Liquidating		Transfer From Taxes	
Hospital, Clinics, First Aid		Other		Redeemed In 1993	387,340.40
Animal, Insect, & Rodent Control	36,500.00	Total		Cancelled, Abated or Adjusted (1993)	
Other Welfare Services		ISSUED AND OUTSTANDING		Transfer to Foreclosed Property	
RECREATION and CONSERVATION		School		Balance December 31, 1993	229,400.20
Beaches and Boardwalks		Self-Liquidating		PROPERTY ACQUIRED BY DEED OR	
Parks, Playgrounds, Shade Trees	1,120,404.00	Other		FORECLOSURE	
Land Reclamation & Conservation	71,738.37	Total		Balance January 1, 1993	1,333,900.00
Other Recreational Services	11,750.00	EQUALIZED VALUATION BASIS		Transfers From Taxes or Liens	
EDUCATION (excluding schools)		FOR NET DEBT COMPUTATION		Sale For Cash (1993)	
Libraries	1,569,355.00	REAL PROPERTY VALUATIONS		Cancelled, Abated or Adjusted (1993)	
Other Educational Services	100.00	Code Class # of Parcels % VAL'N		Balance December 31, 1993	1,333,900.00
STATUTORY EXPENDITURES		ASSESSED VALUATION		CURRENT FINANCES DECEMBER 31, 1993	
Pensions & F. I. C. A.	1,055,727.62	1 Vacant Land 1580 1.52 68,870,100.00		ASSETS	
Employee Fringe Benefits		2 Residential 20968 93.25 3,776,387,850.00		Cash Dec. 31, 1993	14,186,246.71
Other Statutory Expenditures		3 Farm 246 .74 33,402,900.00		Taxes Receivable	4,253,299.61
CETA And Other Public Employment Programs		4a Commercial 638 13.45 609,733,200.00		Tax Title Liens	229,400.20
MUNICIPAL FUNCTIONS		4b Industrial 3 .10 4,386,500.00		Foreclosed Property	1,333,900.00
CAPITAL IMPROVEMENTS		4c Apartments 13 .95 43,015,000.00		Emergencies & Other Deferred Charges	54,000.00
DEBT SERVICE		Total 23448 4,533,795,550.00		State and Federal Aid Receivable	587,017.18
Principal Payments	3,725,413.44	Land Area 41.08 Sq. Miles		Other Receivables	149,364.87
Interest Payments	2,641,866.50	Net Valuation Taxable-Municipal		Total	20,793,228.57
DEFERRED CHARGES		Net Valuation Taxable-County		LIABILITIES, RESERVES, AND SURPLUS	
SCHOOL, COUNTY, SPECIAL DISTRICT TAXES	992,578.52	State Equalized Valuation		Cash Liabilities	11,073,146.55
RESERVE FOR UNCOLLECTED TAXES	80,115,153.86	State Equalization Ratio		Reserves for Receivables	5,965,964.58
EXPENDITURES		TOTAL		Surplus Dec. 31, 1993	3,754,117.26
	118,170,261.61			Total	20,793,228.57

Population 1990 7,047
 Population 1993 7,158
 S & P Rating
 Moody Rating A1

General Tax Rate Per \$100. 2.18
 State Equalized Tax Rate 1.97

MIDLAND PARK BOROUGH - BERGEN CO.

Form of Government:

Borough Council

Number of Members on Governing Body - 6

PER CAPITA:

Gross Debt 363.72
 Net Debt 359.96
 Debt Service 51.35
 Total Tax Levy 1,622.83
 Municipal Expenditures 714.98

PER CENT:

Gross Debt .45
 Net Debt .45
 Tax Levy Collected 98.47
 Tax Levy Cancelled, Abated or Adjusted .08

EXPENDITURES		REVENUES-REALIZED		1993 PROPERTY TAX	
GENERAL GOVERNMENT		1993 Property Taxes Collected		STATE EQUALIZED TAX RATE 1.18	
Governing Body & Public Boards		1993 Payments in Lieu of Taxes	11,445,393.46	Local District School Taxes	
Municipal Clerk		Delinquent Tax & Lien Collections	211,194.67	Regional & Consolidated School Tax	
Financial Administration	88,200.00	Business Personalty Replacement Taxes	138,366.08	School Taxes in Municipal Budget	
Assessment of Taxes	19,110.00	Taxes From Public Utilities	363,709.64	County Taxes	
Collection of Taxes	45,050.00	Other Miscellaneous Tax Revenues		County Library Taxes	
Planning, Housing & Development	13,450.00	State Aid Revenues	356,397.26	Local Municipal Purpose Taxes	
Human Resources	94,666.00	Federal Aid Revenues		Veteran & Senior Citizen Taxes	
Elections				Total Taxes for Rate Computation	
General Administration (other)	485,422.57			Special District Taxes	
JUDICIARY				Bank Corp. Taxes	
Municipal Courts	69,684.72			Added and Omitted Taxes	
PUBLIC SAFETY				Total Taxes Levied - ABSTRACT	
Fire Protection	81,637.70			Total Taxes Billed	
Police Protection	834,006.54			1993 TAXES COLLECTED	
Civil Defense & Disaster Control	2,300.00			1993 Taxes Cancelled, Abated or Adjusted	
Environmental Inspection & Control	61,025.00			Transfer to Tax Title Liens or Foreclosed	
Other Public Safety				Balance Outstanding Dec. 31, 1993	
PUBLIC WORKS				PRIOR YEARS TAXES OUTSTANDING	
Streets and Drainage	276,025.00			Balance January 1, 1993	
Sewers and Sewage Processing	954,900.00			Collected in 1993	
Garbage and Trash Disposal				Cancelled, Abated or Adjusted 1993	
Public Buildings and Grounds	55,450.00			Transfers to Tax Title Liens or Foreclosed	
Other Public Works	27,700.00			Balance December 31, 1993	
HEALTH and WELFARE				TAX TITLE LIENS OUTSTANDING	
Health Services Except Environmental	40,163.00			Balance January 1, 1993	
Welfare-Public Assistance	2,200.00			Transfer From Taxes	
Hospital, Clinics, First Aid				Redeemed in 1993	
Animal, Insect, & Rodent Control				Cancelled, Abated or Adjusted (1993)	
Other Welfare Services				Transfer to Foreclosed Property	
RECREATION and CONSERVATION				Balance December 31, 1993	
Beaches and Boardwalks	19,277.00			PROPERTY ACQUIRED BY DEED OR	
Parks, Playgrounds, Shade Trees	210,502.57			FORECLOSURE	
Land Reclamation & Conservation	44,390.00			Balance January 1, 1993	
Other Recreational Services				Transfers From Taxes or Liens	
EDUCATION (excluding schools)				Sale For Cash (1993)	
Libraries	243,212.00			Cancelled, Abated or Adjusted (1993)	
Other Educational Services				Balance December 31, 1993	
STATUTORY EXPENDITURES				CURRENT FINANCES DECEMBER 31, 1993	
Pensions & F. I. C. A.	209,000.00			ASSETS	
Employee Fringe Benefits	268,817.46			Cash Dec. 31, 1993	
Other Statutory Expenditures				Taxes Receivable	
CETA And Other Public Employment Programs				Tax Title Liens	
MUNICIPAL FUNCTIONS				Foreclosed Property	
CAPITAL IMPROVEMENTS				Emergencies & Other Deferred Charges	
DEBT SERVICE				State and Federal Aid Receivable	
Principal Payments	219,000.00			Other Receivables	
Interest Payments	148,580.00			Total	
DEFERRED CHARGES				LIABILITIES, RESERVES, AND SURPLUS	
SCHOOL, COUNTY, SPECIAL DISTRICT TAXES	3,559,289.96			Cash Liabilities	
RESERVE FOR UNCOLLECTED TAXES	464,059.75			Reserves for Receivables	
EXPENDITURES				Surplus Dec. 31, 1993	
TOTAL	13,677,119.27			Total	

1020

Population 1990 1,273
 Population 1993 1,347
 S & P Rating
 Moody Rating

General Tax Rate Per \$100.

1.99

State Equalized Tax Rate

1.83

MILFORD BOROUGH - HUNTERDON CO.

Form of Government:

Borough Council

Number of Members on Governing Body - 6

PER CAPITA

Grass Debt 423.82

Net Debt 5.77

Debt Service

Total Tax Levy 1,136.96

Municipal Expenditures 665.22

PER CENT

Grass Debt .63

Net Debt .01

Tax Levy Collected 95.89

Tax Levy Cancelled, Abated

or Adjusted .64

EXPENDITURES		REVENUES-REALIZED		1993 PROPERTY TAX	
GENERAL GOVERNMENT		1993 Property Taxes Collected		STATE EQUALIZED TAX RATE	
Governing Body & Public Boards		1993 Payments in Lieu of Taxes	1,473,516.56	Local District School Taxes	.97 815,925.00
Municipal Clerk	21,500.00	Delinquent Tax & Lien Collections	49,074.29	Regional & Consolidated School Tax	.36 304,213.13
Financial Administration	6,900.00	Business Personalty Replacement Taxes	192,498.88	School Taxes in Municipal Budget	
Assessment of Taxes	12,200.00	Taxes From Public Utilities	192,500.00	County Taxes	.32 267,824.99
Collection of Taxes	22,625.00	Other Miscellaneous Tax Revenues		County Library Taxes	
Planning, Housing & Development		State Aid Revenues	76,864.15	Local Municipal Purpose Taxes	.17 140,193.00
Human Resources		Federal Aid Revenues		Veteran & Senior Citizen Taxes	
Elections				Total Taxes for Rate Computation	1.82 1,543,656.17
General Administration (other)	220,868.50			Special District Taxes	
JUDICIARY		Sale of Acquired Property	59,244.19	Bank Corp. Taxes	
Municipal Courts	12,038.00	Other Miscellaneous Revenues	59,244.19	Added and Omitted Taxes	3,332.58
PUBLIC SAFETY		Total	2,043,698.07	Total Taxes Levied - ABSTRACT	1,531,488.75
Fire Protection	56,411.00	Prior Years Surplus Appropriated	230,000.00	Total Taxes Billed	1,536,658.77
Police Protection	90,400.00	REVENUES TOTAL	2,273,698.07	1993 TAXES COLLECTED	1,473,516.56
Civil Defense & Disaster Control	2,100.00	Reserve For Uncollected Taxes	80,570.00	1993 Taxes Cancelled, Abated or Adjusted	9,775.38
Environmental Inspection & Control		CAPITAL OUTLAY TOTAL	11,914.38	Transfer to Tax Title Liens or Foreclosed	1,126.34
Other Public Safety				Balance Outstanding Dec. 31, 1993	52,240.49
PUBLIC WORKS				PRIOR YEARS TAXES OUTSTANDING	
Streets and Drainage	138,496.50	Public Enterprises	1,689.83	Balance January 1, 1993	53,230.97
Sewers and Sewage Processing		Recreation-Culture		Collected in 1993	49,074.29
Garbage and Trash Disposal	89,145.00	Public Works	5,549.04	Cancelled, Abated or Adjusted 1993	
Public Buildings and Grounds	12,000.00	Buildings and Grounds	4,675.51	Transfers to Tax Title Liens or Foreclosed	
Other Public Works		Library and Education		Balance December 31, 1993	4,156.68
HEALTH and WELFARE		Conservation		TAX TITLE LIENS OUTSTANDING	
Health Services Except Environmental	250.00	All Other		Balance January 1, 1993	15,189.92
Welfare-Public Assistance	1,550.00			Transfer From Taxes	1,126.34
Hospital, Clinics, First Aid				Redeemed In 1993	
Animal, Insect, & Rodent Control	3,000.00			Cancelled, Abated or Adjusted (1993)	
Other Welfare Services				Transfer to Foreclosed Property	
RECREATION and CONSERVATION				Balance December 31, 1993	16,316.26
Beaches and Boardwalks				PROPERTY ACQUIRED BY DEED OR	
Parks, Playgrounds, Shade Trees	7,000.00			FORECLOSURE	
Land Reclamation & Conservation	1,500.00			Balance January 1, 1993	
Other Recreational Services	1,000.00			Transfers From Taxes or Liens	
EDUCATION (excluding schools)				Sale For Cash (1993)	
Libraries	38,300.00			Cancelled, Abated or Adjusted (1993)	
Other Educational Services				Balance December 31, 1993	
STATUTORY EXPENDITURES				CURRENT FINANCES DECEMBER 31, 1993	
Pensions & F. I. C. A.	39,100.00			ASSETS	
Employee Fringe Benefits	37,000.00			Cash Dec. 31, 1993	721,555.46
Other Statutory Expenditures	2,100.00			Taxes Receivable	56,397.17
CETA And Other Public Employment Programs				Tax Title Liens	16,316.26
MUNICIPAL FUNCTIONS TOTAL	815,484.00			Foreclosed Property	
CAPITAL IMPROVEMENTS *MEMO*	37,500.00			Emergencies & Other Deferred Charges	
DEBT SERVICE				State and Federal Aid Receivable	
Principal Payments				Other Receivables	2,985.57
Interest Payments				Total	797,254.46
DEFERRED CHARGES				LIABILITIES, RESERVES, AND SURPLUS	
SCHOOL, COUNTY, SPECIAL DISTRICT TAXES	1,387,963.17			Cash Liabilities	441,052.13
RESERVE FOR UNCOLLECTED TAXES	90,570.00			Reserves for Receivables	75,699.00
EXPENDITURES TOTAL	2,284,017.17			Surplus Dec. 31, 1993	290,503.33
				Total	797,254.46

0712

Population 1990 **18,630**
 Population 1993 **19,025**
 S & P Rating **AAA**
 Moody Rating **AAA**

General Tax Rate Per \$100. **3.60**
 State Equalized Tax Rate **1.85**

MILLBURN TOWNSHIP - ESSEX COUNTY

Form of Government:

Township Committee

Number of Members on Governing Body - 5

PER CAPITA:

Gross Debt **441.58**
 Net Debt **304.39**
 Debt Service **67.35**
 Total Tax Levy **3,133.26**
 Municipal Expenditures **1,162.66**

PER CENT:

Gross Debt **.25**
 Net Debt **.18**
 Tax Levy Collected **99.12**
 Tax Levy Cancelled, Abated or Adjusted **.10**

EXPENDITURES		REVENUES-REALIZED		1993 PROPERTY TAX	
GENERAL GOVERNMENT				STATE EQUALIZED TAX RATE	
Governing Body & Public Boards	5,000.00	1993 Property Taxes Collected	59,172,474.00	Local District School Taxes	.69
Municipal Clerk	85,594.00	1993 Payments in Lieu of Taxes	151,700.00	Regional & Consolidated School Tax	
Financial Administration	286,530.00	Delinquent Tax & Lien Collections	555,185.00	School Taxes in Municipal Budget	
Assessment of Taxes	317,613.00	Business Personalty Replacement Taxes	437,625.00	County Taxes	.67
Collection of Taxes	119,095.00	Taxes From Public Utilities	2,027,411.00	County Library Taxes	
Planning, Housing & Development	34,674.00	Other Miscellaneous Tax Revenues		Local Municipal Purpose Taxes	.49
Human Resources	183,787.00	State Aid Revenues	840,557.00	Veteran & Senior Citizen Taxes	
Elections	10,820.00	Federal Aid Revenues	82,624.00	Total Taxes for Rate Computation	1.85
General Administration (other)	1,428,444.00			Special District Taxes	
JUDICIARY		Sale of Acquired Property		Bank Corp. Taxes	
Municipal Courts	208,080.00	Other Miscellaneous Revenues	2,935,271.00	Added and Omitted Taxes	
PUBLIC SAFETY		Total	66,202,847.00	Total Taxes Levied - ABSTRACT	
Fire Protection	3,158,348.00	Prior Years Surplus Appropriated	600,000.00	Total Taxes Billed	
Police Protection	3,832,382.00	REVENUES	66,802,847.00	1993 TAXES COLLECTED	
Civil Defense & Disaster Control	256.00	Reserve For Uncollected Taxes	745,588.00	1993 Taxes Cancelled, Abated or Adjusted	
Environmental Inspection & Control	281,657.00	CAPITAL OUTLAY	TOTAL	Transfer to Tax Title Liens or Foreclosed	
Other Public Safety			1,689,783.00	Balance Outstanding Dec. 31, 1993	466,267.00
PUBLIC WORKS		Public Enterprises		PRIOR YEARS TAXES OUTSTANDING	
Streets and Drainage	2,035,628.00	Recreation-Culture	241,194.00	Balance January 1, 1993	593,024.00
Sewers and Sewage Processing	1,204,897.00	Public Works	731,845.00	Collected in 1993	555,185.00
Garbage and Trash Disposal		Buildings and Grounds	666,745.00	Cancelled, Abated or Adjusted 1993	29,411.00
Public Buildings and Grounds	229,237.00	Library and Education	49,999.00	Transfers to Tax Title Liens or Foreclosed	2,340.00
Other Public Works	302,969.00	Conservation		Balance December 31, 1993	6,088.00
HEALTH and WELFARE		All Other		TAX TITLE LIENS OUTSTANDING	
Health Services Except Environmental	266,572.00			Balance January 1, 1993	
Welfare-Public Assistance	8,087.00	CAPITAL DEBT AUTHORIZED, DECEMBER 31, 1993		Transfer From Taxes	5,415.00
Hospital, Clinics, First Aid		ISSUED AND UNISSUED		Redeemed in 1993	
Animal, Insect, & Rodent Control		School	2,610,000	Cancelled, Abated or Adjusted (1993)	
Other Welfare Services		Self-Liquidating	5,791,000	Transfer to Foreclosed Property	
RECREATION and CONSERVATION		Other	5,791,000	Balance December 31, 1993	5,415.00
Beaches and Boardwalks		Total	8,401,000	PROPERTY ACQUIRED BY DEED OR FORECLOSURE	
Parks, Playgrounds, Shade Trees	724,161.00	ISSUED AND OUTSTANDING		Balance January 1, 1993	14,000.00
Land Reclamation & Conservation	984,796.00	School	2,610,000.00	Transfers From Taxes or Liens	
Other Recreational Services	713,292.00	Self-Liquidating	5,292,000.00	Sale For Cash (1993)	
EDUCATION (excluding schools)		Other	7,902,000.00	Cancelled, Abated or Adjusted (1993)	
Libraries	1,139,588.00	Total		Balance December 31, 1993	14,000.00
Other Educational Services	500.00	EQUALIZED VALUATION BASIS		CURRENT FINANCES DECEMBER 31, 1993	
STATUTORY EXPENDITURES		FOR NET DEBT COMPUTATION	3,232,779,799	ASSETS	
Pensions & F. I. C. A.	516,849.00	REAL PROPERTY VALUATIONS		Cash Dec. 31, 1993	5,722,847.00
Employee Fringe Benefits	2,002,039.00	Code Class # of Parcels % VAL'N		Taxes Receivable	472,355.00
Other Statutory Expenditures		1 Vacant Land 96 .57		Tax Title Liens	5,415.00
CETA And Other Public Employment Programs		2 Residential 6145 77.37		Foreclosed Property	14,000.00
MUNICIPAL FUNCTIONS		3 Farm		Emergencies & Other Deferred Charges	
CAPITAL IMPROVEMENTS		4a Commercial 232 18.61		State and Federal Aid Receivable	35,676.00
DEBT SERVICE		4b Industrial 32 1.92		Other Receivables	48,800.00
Principal Payments	924,000.00	4c Apartments 20 1.03		Total	6,299,093.00
Interest Payments	357,290.00	Total	6525	LIABILITIES, RESERVES, AND SURPLUS	
		Land Area 10.00 Sq. Miles		Cash Liabilities	3,620,104.00
DEFERRED CHARGES		Net Valuation Taxable-Municipal	1,656,957,700	Reserves for Receivables	540,570.00
SCHOOL, COUNTY, SPECIAL DISTRICT TAXES	43,758,222.63	Net Valuation Taxable-County	3,178,985,025	Surplus Dec. 31, 1993	2,138,419.00
RESERVE FOR UNCOLLECTED TAXES	745,583.00	State Equalized Valuation	3,217,485,300	Total	6,299,093.00
EXPENDITURES	TOTAL	State Equalization Ratio	51.38		
	65,377,793.63				

Population 1990 450
Population 1993 559
S & P Rating
Moody Rating

General Tax Rate Per \$100. 2.33
State Equalized Tax Rate 2.12

MILLSTONE BOROUGH - SOMERSET CO.

Form of Government:
Borough Council

Number of Members on Governing Body - 6

PER CAPITA:

Gross Debt 1.79
Net Debt 1.79
Debt Service 2.64
Total Tax Levy 1,211.96
Municipal Expenditures 424.93

PER CENT:

Gross Debt
Net Debt
Tax Levy Collected 97.90
Tax Levy Cancelled, Abated or Adjusted .06

EXPENDITURES		REVENUES-REALIZED		1993 PROPERTY TAX	
GENERAL GOVERNMENT		1993 Property Taxes Collected 665,566.45		STATE EQUALIZED TAX RATE 1.30	
Governing Body & Public Boards		1993 Payments in Lieu of Taxes		Local District School Taxes	417,103.00
Municipal Clerk		Delinquent Tax & Lien Collections	10,267.48	Regional & Consolidated School Tax	
Financial Administration	16,260.00	Business Personality Replacement Taxes	2,411.84	School Taxes in Municipal Budget	
Assessment of Taxes	5,070.00	Taxes From Public Utilities	56,924.00	County Taxes	147,269.39
Collection of Taxes	6,825.00	Other Miscellaneous Tax Revenues		County Library Taxes	11,459.40
Planning, Housing & Development	6,000.00	State Aid Revenues	14,552.00	Local Municipal Purpose Taxes	101,553.31
Human Resources		Federal Aid Revenues		Veteran & Senior Citizen Taxes	4,650.00
Elections	275.00			Total Taxes for Rate Computation	682,035.10
General Administration (other)	23,250.00			Special District Taxes	
JUDICIARY		Sale of Acquired Property		Bank Corp. Taxes	
Municipal Courts	5,150.00	Other Miscellaneous Revenues	14,174.90	Added and Omitted Taxes	99.03
PUBLIC SAFETY		Total	763,896.67	Total Taxes Levied - ABSTRACT	677,484.13
Fire Protection	27,851.90	Prior Years Surplus Appropriated	69,914.00	Total Taxes Billed	679,843.54
Police Protection	800.00	REVENUES TOTAL	833,810.67	1993 TAXES COLLECTED	665,566.45
Civil Defense & Disaster Control	200.00	Reserve For Uncollected Taxes	49,000.00	1993 Taxes Cancelled, Abated or Adjusted	385.84
Environmental Inspection & Control	2,100.00			Transfer to Tax Title Liens or Foreclosed	
Other Public Safety		CAPITAL OUTLAY TOTAL		Balance Outstanding Dec. 31, 1993	13,891.55
PUBLIC WORKS				PRIOR YEARS TAXES OUTSTANDING	
Streets and Drainage	14,000.00	Public Enterprises		Balance January 1, 1993	11,574.25
Sewers and Sewage Processing		Recreation-Culture		Collected in 1993	10,267.48
Garbage and Trash Disposal	50,300.00	Public Works		Cancelled, Abated or Adjusted 1993	
Public Buildings and Grounds	5,400.00	Buildings and Grounds		Transfers to Tax Title Liens or Foreclosed	
Other Public Works		Library and Education		Balance December 31, 1993	1,306.77
HEALTH and WELFARE		Conservation		TAX TITLE LIENS OUTSTANDING	
Health Services Except Environmental	10,650.00	All Other		Balance January 1, 1993	
Welfare-Public Assistance	200.00			Transfer From Taxes	
Hospital, Clinics, First Aid		CAPITAL DEBT AUTHORIZED, DECEMBER 31, 1993		Redeemed In 1993	
Animal, Insect, & Rodent Control		ISSUED AND UNISSUED GROSS DEBT NET DEBT		Cancelled, Abated or Adjusted (1993)	
Other Welfare Services		School		Transfer to Foreclosed Property	
RECREATION and CONSERVATION		Self-Liquidating		Balance December 31, 1993	
Beaches and Boardwalks		Other	1,000	PROPERTY ACQUIRED BY DEED OR	
Parks, Playgrounds, Shade Trees	1,650.00	Total	1,000	FORECLOSURE	
Land Reclamation & Conservation	25.00			Balance January 1, 1993	
Other Recreational Services		ISSUED AND OUTSTANDING		Transfers From Taxes or Liens	
EDUCATION (excluding schools)		School		Sale For Cash (1993)	
Libraries		Self-Liquidating		Cancelled, Abated or Adjusted (1993)	
Other Educational Services	500.00	Other		Balance December 31, 1993	
STATUTORY EXPENDITURES		Total		CURRENT FINANCES DECEMBER 31, 1993	
Pensions & F. I. C. A.	4,500.00	EQUALIZED VALUATION BASIS		ASSETS	
Employee Fringe Benefits		FOR NET DEBT COMPUTATION	31,896,251	Cash Dec. 31, 1993	219,534.00
Other Statutory Expenditures		REAL PROPERTY VALUATIONS		Taxes Receivable	15,198.32
CETA And Other Public Employment Programs		Code Class # of Parcels % VAL'N ASSESSED VALUATION		Tax Title Liens	
MUNICIPAL FUNCTIONS TOTAL	181,006.90	1 Vacant Land 12 1.72 502,200.00		Foreclosed Property	
CAPITAL IMPROVEMENTS *MEMO*	15,000.00	2 Residential 154 86.24 25,126,500.00		Emergencies & Other Deferred Charges	3,200.00
DEBT SERVICE		3 Farm 5 .28 80,300.00		State and Federal Aid Receivable	
Principal Payments	1,000.00	4a Commercial 10 11.76 3,427,500.00		Other Receivables	260.00
Interest Payments	474.25	4b Industrial		Total	238,192.32
		4c Apartments		LIABILITIES, RESERVES, AND SURPLUS	
DEFERRED CHARGES	6,054.39	Total 181	29,136,500.00	Cash Liabilities	59,925.96
SCHOOL, COUNTY, SPECIAL DISTRICT TAXES	575,831.79	Land Area .60 Sq. Miles		Reserves for Receivables	15,458.32
RESERVE FOR UNCOLLECTED TAXES	49,000.00	Net Valuation Taxable-Municipal	29,173,597	Surplus Dec. 31, 1993	162,803.04
EXPENDITURES TOTAL	813,367.33	Net Valuation Taxable-County	35,379,471	Total	238,192.32
		State Equalized Valuation	32,076,354		
		State Equalization Ratio	90.94		

Population 1990 5,069
 Population 1993 5,765
 S & P Rating
 Moody Rating

General Tax Rate Per \$100. 1.87
 State Equalized Tax Rate 1.75

MILLSTONE TOWNSHIP - MONMOUTH CO.

Form of Government:

Township Committee

Number of Members on Governing Body - 3

PER CAPITA:

Gross Debt 1,969.64
 Net Debt 148.31
 Debt Service 146.76
 Total Tax Levy 1,975.49
 Municipal Expenditures 821.38

PER CENT:

Gross Debt 2.03
 Net Debt .15
 Tax Levy Collected 92.96
 Tax Levy Cancelled, Abated or Adjusted .98

EXPENDITURES		REVENUES-REALIZED		1993 PROPERTY TAX	
GENERAL GOVERNMENT		1993 Property Taxes Collected		STATE EQUALIZED TAX RATE	
Governing Body & Public Boards		10,052,372.29		Local District School Taxes	1.16
Municipal Clerk		1993 Payments in Lieu of Taxes		Regional & Consolidated School Tax	
Financial Administration	61,550.00	Delinquent Tax & Lien Collections		School Taxes in Municipal Budget	
Assessment of Taxes	86,850.00	711,326.15		County Taxes	.45
Collection of Taxes	48,986.00	Business Personality Replacement Taxes		County Library Taxes	.02
Planning, Housing & Development	77,230.00	Taxes From Public Utilities		Local Municipal Purpose Taxes	.12
Human Resources	24,034.00	Other Miscellaneous Tax Revenues		Veteran & Senior Citizen Taxes	
Elections	2,246.00	State Aid Revenues		Total Taxes for Rate Computation	1.75
General Administration (other)	427,598.05	Federal Aid Revenues		Special District Taxes	
JUDICIARY		Sale of Acquired Property		Bank Corp. Taxes	
Municipal Courts	85,667.00	Other Miscellaneous Revenues		Added and Omitted Taxes	
PUBLIC SAFETY		720,559.59		Total Taxes Levied - ABSTRACT	
Fire Protection	16,923.00	Total		Total Taxes Billed	
Police Protection	53,983.00	Prior Years Surplus Appropriated		1993 TAXES COLLECTED	
Civil Defense & Disaster Control	5,570.00	REVENUES TOTAL		1993 Taxes Cancelled, Abated or Adjusted	
Environmental Inspection & Control	208,481.00	Reserve For Uncollected Taxes		Transfer to Tax Title Liens or Foreclosed	
Other Public Safety		CAPITAL OUTLAY TOTAL		Balance Outstanding Dec. 31, 1993	
PUBLIC WORKS		48,902.06		PRIOR YEARS TAXES OUTSTANDING	
Streets and Drainage	687,597.00	Public Enterprises		Balance January 1, 1993	
Sewers and Sewage Processing	58,200.00	Recreation-Culture		Collected in 1993	
Garbage and Trash Disposal	50,000.00	Public Works		Cancelled, Abated or Adjusted 1993	
Public Buildings and Grounds	73,004.00	Buildings and Grounds		Transfers to Tax Title Liens or Foreclosed	
Other Public Works		Library and Education		Balance December 31, 1993	
HEALTH and WELFARE		Conservation		TAX TITLE LIENS OUTSTANDING	
Health Services Except Environmental	4,000.00	All Other		Balance January 1, 1993	
Welfare-Public Assistance	9,780.00	CAPITAL DEBT AUTHORIZED, DECEMBER 31, 1993		Transfer From Taxes	
Hospital, Clinics, First Aid	4,000.00	ISSUED AND UNISSUED GROSS DEBT		Redeemed in 1993	
Animal, Insect, & Rodent Control	3,103.00	SCHOOL		Cancelled, Abated or Adjusted (1993)	
Other Welfare Services		Self-Liquidating		Transfer to Foreclosed Property	
RECREATION and CONSERVATION		Other		Balance December 31, 1993	
Beaches and Boardwalks		Total		PROPERTY ACQUIRED BY DEED OR	
Parks, Playgrounds, Shade Trees	3,364.00	11,355,000		FORECLOSURE	
Land Reclamation & Conservation	17,988.00	ISSUED AND OUTSTANDING		Balance January 1, 1993	
Other Recreational Services	35,550.00	SCHOOL		Transfers From Taxes or Liens	
EDUCATION (excluding schools)		Self-Liquidating		Sale For Cash (1993)	
Libraries		Other		Cancelled, Abated or Adjusted (1993)	
Other Educational Services	8,000.00	Total		Balance December 31, 1993	
STATUTORY EXPENDITURES		EQUALIZED VALUATION BASIS		CURRENT FINANCES DECEMBER 31, 1993	
Pensions & F. I. C. A.	58,139.00	FOR NET DEBT COMPUTATION		ASSETS	
Employee Fringe Benefits	111,620.95	REAL PROPERTY VALUATIONS		Cash Dec. 31, 1993	
Other Statutory Expenditures	10,500.00	Code Class # of Parcels % VAL'N		Taxes Receivable	
CETA And Other Public Employment Programs		ASSESSED VALUATION		Tax Title Liens	
MUNICIPAL FUNCTIONS		1 Vacant Land 913 15.22		Foreclosed Property	
CAPITAL IMPROVEMENTS		2 Residential 1652 67.80		Emergencies & Other Deferred Charges	
DEBT SERVICE		3 Farm 774 10.49		State and Federal Aid Receivable	
Principal Payments	800,000.00	4a Commercial 65 5.41		Other Receivables	
Interest Payments	46,045.28	4b Industrial 4 .70		Total	
DEFERRED CHARGES		4c Apartments 4 .38		LIABILITIES, RESERVES, AND SURPLUS	
SCHOOL, COUNTY, SPECIAL DISTRICT TAXES		Total 3412		Cash Liabilities	
RESERVE FOR UNCOLLECTED TAXES		Land Area 37.38 Sq. Miles		Reserves for Receivables	
EXPENDITURES TOTAL		Net Valuation Taxable-Municipal		Surplus Dec. 31, 1993	
		Net Valuation Taxable-County		Total	
		State Equalized Valuation			
		State Equalization Ratio			

Population 1990 6,968
 Population 1993 7,206
 S & P Rating
 Moody Rating AAA

General Tax Rate Per \$100. 3.32
 State Equalized Tax Rate 2.21

MILLTOWN BOROUGH - MIDDLESEX CO.
 Form of Government
Borough Council
 Number of Members on Governing Body - 6

PER CAPITA:

Gross Debt 2,031.43
 Net Debt 923.45
 Debt Service 86.35
 Total Tax Levy 1,300.09
 Municipal Expenditures 602.95

PER CENT:

Gross Debt 3.36
 Net Debt 1.53
 Tax Levy Collected 97.35
 Tax Levy Cancelled, Abated or Adjusted .03

EXPENDITURES		REVENUES-REALIZED		1993 PROPERTY TAX	
GENERAL GOVERNMENT				STATE EQUALIZED TAX RATE 1.38	
Governing Body & Public Boards		1993 Property Taxes Collected	9,140,412.07	Local District School Taxes	5,836,051.00
Municipal Clerk		1993 Payments in Lieu of Taxes		Regional & Consolidated School Tax	
Financial Administration	70,004.00	Delinquent Tax & Lien Collections	278,161.08	School Taxes in Municipal Budget	
Assessment of Taxes	16,761.00	Business Personalty Replacement Taxes	98,343.36	County Taxes	1,812,737.17
Collection of Taxes	58,718.00	Taxes From Public Utilities	194,058.00	County Library Taxes	
Planning, Housing & Development	79,817.05	Other Miscellaneous Tax Revenues		Local Municipal Purpose Taxes	1,701,633.12
Human Resources	57,370.00	State Aid Revenues	745,057.11	Veteran & Senior Citizen Taxes	79,650.00
Elections	4,959.00	Federal Aid Revenues		Total Taxes for Rate Computation	9,430,071.29
General Administration (other)	474,179.00			Special District Taxes	
JUDICIARY		Sale of Acquired Property		Bank Corp. Taxes	
Municipal Courts	66,590.00	Other Miscellaneous Revenues	963,285.86	Added and Omitted Taxes	18,026.61
PUBLIC SAFETY		Total	11,419,317.48	Total Taxes Levied - ABSTRACT	9,368,447.90
Fire Protection	40,947.00	Prior Years Surplus Appropriated	600,000.00	Total Taxes Billed	9,389,670.96
Police Protection	765,332.00	REVENUES	12,019,317.48	1993 TAXES COLLECTED	9,140,412.07
Civil Defense & Disaster Control	4,100.00	Reserve For Uncollected Taxes	283,016.52	1993 Taxes Cancelled, Abated or Adjusted	3,235.54
Environmental Inspection & Control	40,379.00	CAPITAL OUTLAY	TOTAL 6,281,998.47	Transfer to Tax Title Liens or Foreclosed	89,675.94
Other Public Safety				Balance Outstanding Dec. 31, 1993	156,347.41
PUBLIC WORKS		Public Enterprises	4,200,663.04	PRIOR YEARS TAXES OUTSTANDING	
Streets and Drainage	247,996.00	Recreation-Culture	13,521.40	Balance January 1, 1993	187,905.23
Sewers and Sewage Processing	47,745.00	Public Works	567,839.53	Collected in 1993	179,427.40
Garbage and Trash Disposal	421,751.00	Buildings and Grounds	1,499,974.50	Cancelled, Abated or Adjusted 1993	57.60
Public Buildings and Grounds	109,270.00	Library and Education		Transfers to Tax Title Liens or Foreclosed	8,420.23
Other Public Works	6,700.00	Conservation		Balance December 31, 1993	
HEALTH and WELFARE		All Other		TAX TITLE LIENS OUTSTANDING	
Health Services Except Environmental	39,352.00	CAPITAL DEBT AUTHORIZED, DECEMBER 31, 1993		Balance January 1, 1993	68,894.85
Welfare-Public Assistance	4,014.00	ISSUED AND UNISSUED		Transfer From Taxes	106,119.92
Hospital, Clinics, First Aid		School	1,390,000	Redeemed In 1993	98,733.68
Animal, Insect, & Rodent Control	3,465.00	Self-Liquidating	5,697,000	Cancelled, Abated or Adjusted (1993)	
Other Welfare Services		Other	7,551,500	Transfer to Foreclosed Property	
RECREATION and CONSERVATION		Total	14,638,500	Balance December 31, 1993	76,281.09
Beaches and Boardwalks		ISSUED AND OUTSTANDING		PROPERTY ACQUIRED BY DEED OR FORECLOSURE	
Parks, Playgrounds, Shade Trees	135,373.00	School	1,390,000.00	Balance January 1, 1993	3,400.00
Land Reclamation & Conservation	4,197.29	Self-Liquidating	4,935,000.00	Transfers From Taxes or Liens	
Other Recreational Services	123,051.00	Other	6,502,000.00	Sale For Cash (1993)	
EDUCATION (excluding schools)		Total	12,827,000.00	Cancelled, Abated or Adjusted (1993)	
Libraries	169,135.00	EQUALIZED VALUATION BASIS		Balance December 31, 1993	3,400.00
Other Educational Services		FOR NET DEBT COMPUTATION	436,014,925	CURRENT FINANCES DECEMBER 31, 1993	
STATUTORY EXPENDITURES		REAL PROPERTY VALUATIONS		ASSETS	
Pensions & F. I. C. A.	207,357.00	Code Class # of Parcels % VALN	ASSESSED VALUATION	Cash Dec. 31, 1993	1,025,057.33
Employee Fringe Benefits	255,000.00	1 Vacant Land 78 1.39	3,396,700.00	Taxes Receivable	156,347.41
Other Statutory Expenditures		2 Residential 2347 87.70	214,703,900.00	Tax Title Liens	76,281.09
CETA And Other Public Employment Programs		3 Farm		Foreclosed Property	3,400.00
MUNICIPAL FUNCTIONS		4a Commercial 97 7.61	18,627,900.00	Emergencies & Other Deferred Charges	
CAPITAL IMPROVEMENTS	*MEMO*	4b Industrial 6 2.69	6,577,300.00	State and Federal Aid Receivable	2,014.40
DEBT SERVICE		4c Apartments 8 .61	1,503,600.00	Other Receivables	295,051.40
Principal Payments	375,965.00	Total 2536	244,809,400.00	Total	1,558,151.63
Interest Payments	231,874.39			LIABILITIES, RESERVES, AND SURPLUS	
DEFERRED CHARGES		Land Area 1.60 Sq. Miles		Cash Liabilities	457,809.70
SCHOOL, COUNTY, SPECIAL DISTRICT TAXES	7,643,788.17	Net Valuation Taxable-Municipal	245,331,004	Reserves for Receivables	531,079.90
RESERVE FOR UNCOLLECTED TAXES	283,016.52	Net Valuation Taxable-County	412,762,140	Surplus Dec. 31, 1993	569,262.03
EXPENDITURES	TOTAL	State Equalized Valuation	423,335,766	Total	1,558,151.63
		State Equalization Ratio	57.90		

0610

Population 1990 25,992
 Population 1993 26,436
 S & P Rating A
 Moody Rating BAA1

General Tax Rate Per \$100 3.45
 State Equalized Tax Rate 2.68

MILLVILLE CITY - CUMBERLAND COUNTY
 Form of Government:
Commission (1911)
 Number of Members on Governing Body - 5

PER CAPITA:
 Gross Debt 1,638.40
 Net Debt 466.08
 Debt Service 58.24
 Total Tax Levy 900.29
 Municipal Expenditures 694.78

PER CENT:
 Gross Debt 5.22
 Net Debt 1.48
 Tax Levy Collected 94.02
 Tax Levy Cancelled, Abated or Adjusted .28

EXPENDITURES		REVENUES-REALIZED		1993 PROPERTY TAX	
GENERAL GOVERNMENT				STATE EQUALIZED TAX RATE	
Governing Body & Public Boards	148,100.00	1993 Property Taxes Collected	22,304,535.24	Local District School Taxes	85 7,507,803.09
Municipal Clerk		1993 Payments in Lieu of Taxes	89,786.74	Regional & Consolidated School Tax	
Financial Administration	232,068.42	Delinquent Tax & Lien Collections	1,313,662.99	School Taxes in Municipal Budget	.03 271,747.50
Assessment of Taxes	202,750.00	Business Personalty Replacement Taxes	478,329.96	County Taxes	.99 8,750,853.58
Collection of Taxes	194,050.00	Taxes From Public Utilities	2,164,474.00	County Library Taxes	
Planning, Housing & Development	205,825.00	Other Miscellaneous Tax Revenues		Local Municipal Purpose Taxes	.80 7,083,022.63
Human Resources	629,105.40	State Aid Revenues	4,758,645.09	Veteran & Senior Citizen Taxes	287,550.00
Elections	39,350.00	Federal Aid Revenues		Total Taxes for Rate Computation	2.67 23,900,976.71
General Administration (other)	3,023,190.83			Special District Taxes	
JUDICIARY		Sale of Acquired Property		Bank Corp. Taxes	
Municipal Courts	169,500.00	Other Miscellaneous Revenues	1,725,928.35	Added and Omitted Taxes	186,579.04
PUBLIC SAFETY		Total	32,835,362.37	Total Taxes Levied - ABSTRACT	23,800,005.75
Fire Protection	360,181.25	Prior Years Surplus Appropriated	1,475,800.00	Total Taxes Billed	23,723,644.45
Police Protection	2,701,931.35	REVENUES	34,311,162.37	1993 TAXES COLLECTED	22,304,535.24
Civil Defense & Disaster Control	14,800.00	Reserve For Uncollected Taxes	1,492,067.50	1993 Taxes Cancelled, Abated or Adjusted	66,738.22
Environmental Inspection & Control	275,400.00			Transfer to Tax Title Liens or Foreclosed	140,899.67
Other Public Safety		CAPITAL OUTLAY	TOTAL	Balance Outstanding Dec. 31, 1993	1,211,468.32
PUBLIC WORKS			10,224,049.34	PRIOR YEARS TAXES OUTSTANDING	
Streets and Drainage	1,034,664.00	Public Enterprises	8,848,825.50	Balance January 1, 1993	1,139,363.29
Sewers and Sewage Processing	129,500.00	Recreation-Culture	18,116.32	Collected in 1993	1,104,516.88
Garbage and Trash Disposal	1,206,500.00	Public Works	947,733.07	Cancelled, Abated or Adjusted 1993	12,750.39
Public Buildings and Grounds	316,000.00	Buildings and Grounds	409,374.45	Transfers to Tax Title Liens or Foreclosed	12,690.91
Other Public Works	308,790.02	Library and Education		Balance December 31, 1993	9,405.11
HEALTH and WELFARE		Conservation		TAX TITLE LIENS OUTSTANDING	
Health Services Except Environmental	66,000.00	All Other		Balance January 1, 1993	487,933.45
Welfare-Public Assistance	84,125.00			Transfer From Taxes	159,049.25
Hospital, Clinics, First Aid	30,000.00	CAPITAL DEBT AUTHORIZED, DECEMBER 31, 1993		Redeemed In 1993	209,146.11
Animal, Insect, & Rodent Control	39,000.00	ISSUED AND UNISSUED		Cancelled, Abated or Adjusted (1993)	
Other Welfare Services		School	19,662,900	Transfer to Foreclosed Property	
RECREATION and CONSERVATION		Self-Liquidating	13,456,363	Balance December 31, 1993	437,836.59
Beaches and Boardwalks		Other	10,193,420	PROPERTY ACQUIRED BY DEED OR FORECLOSURE	
Parks, Playgrounds, Shade Trees	153,140.00	Total	43,312,683	Balance January 1, 1993	134,730.00
Land Reclamation & Conservation		ISSUED AND OUTSTANDING		Transfers From Taxes or Liens	
Other Recreational Services	260,900.00	School	16,378,000.00	Sale For Cash (1993)	
EDUCATION (excluding schools)		Self-Liquidating	8,288,580.81	Cancelled, Abated or Adjusted (1993)	
Libraries	407,000.00	Other	5,252,429.28	Balance December 31, 1993	134,730.00
Other Educational Services		Total	29,919,010.09	CURRENT FINANCES DECEMBER 31, 1993	
STATUTORY EXPENDITURES		EQUALIZED VALUATION BASIS		ASSETS	
Pensions & F. I. C. A.	720,443.25	FOR NET DEBT COMPUTATION	830,123,302	Cash Dec. 31, 1993	6,285,306.77
Employee Fringe Benefits	1,200,000.00	REAL PROPERTY VALUATIONS		Taxes Receivable	1,220,873.43
Other Statutory Expenditures		Code Class # of Parcels % VAL'N	ASSESSED VALUATION	Tax Title Liens	437,836.59
CETA And Other Public Employment Programs		1 Vacant Land 1595 3.68	24,917,000.00	Foreclosed Property	134,730.00
MUNICIPAL FUNCTIONS		2 Residential 7276 62.42	422,846,000.00	Emergencies & Other Deferred Charges	1,497,663.09
CAPITAL IMPROVEMENTS	14,152,314.52	3 Farm 188 1.07	7,248,600.00	State and Federal Aid Receivable	1,677,611.11
DEBT SERVICE		4a Commercial 390 14.32	96,994,500.00	Other Receivables	802,662.00
Principal Payments	1,084,730.66	4b Industrial 74 14.23	96,376,600.00	Total	12,056,682.99
Interest Payments	455,021.43	4c Apartments 35 4.28	29,021,900.00	LIABILITIES, RESERVES, AND SURPLUS	
TYPE I SCHL DEBT *MEMO	764,079.75	Total	677,404,600.00	Cash Liabilities	5,487,351.99
DEFERRED CHARGES		Land Area 43.00 Sq. Miles		Reserves for Receivables	2,550,161.52
SCHOOL, COUNTY, SPECIAL DISTRICT TAXES	16,530,404.08	Net Valuation Taxable-Municipal	684,638,777	Surplus Dec. 31, 1993	4,019,169.48
RESERVE FOR UNCOLLECTED TAXES	1,492,067.50	Net Valuation Taxable-County	876,621,165	Total	12,056,682.99
EXPENDITURES		State Equalized Valuation	878,270,052		
TOTAL	34,897,590.82	State Equalization Ratio	77.77		

1987 - 1990

* ABOVE DEBT SERVICE INCLUDES TYPE I SCHOOL DEBT

384

*Includes County Health Services Taxes, County Vocational School Taxes, or County Open Space Tax See Table 13.

Population 1990 **3,333**
 Population 1993 **3,351**
 S & P Rating **A**
 Moody Rating

General Tax Rate Per \$100. **2.44**
 State Equalized Tax Rate **2.50**

MINE HILL TOWNSHIP - MORRIS COUNTY
 Form of Government:
Mayor-Council Plan E (OMCL 50)
 Number of Members on Governing Body - 5

PER CAPITAL:
 Gross Debt **646.42**
 Net Debt **354.94**
 Debt Service **42.13**
 Total Tax Levy **1,489.71**
 Municipal Expenditures **679.60**

PER CENT:
 Gross Debt **1.07**
 Net Debt **.59**
 Tax Levy Collected **93.77**
 Tax Levy Cancelled, Abated or Adjusted **.35**

EXPENDITURES		REVENUES-REALIZED		1993 PROPERTY TAX	
GENERAL GOVERNMENT				STATE EQUALIZED TAX RATE	
Governing Body & Public Boards		1993 Property Taxes Collected	5,035,455.82	Local District School Taxes 1.34	3,092,372.50
Municipal Clerk		1993 Payments in Lieu of Taxes		Regional & Consolidated School Tax	
Financial Administration	72,825.00	Delinquent Tax & Lien Collections	479,511.81	School Taxes in Municipal Budget	
Assessment of Taxes	12,696.00	Business Personality Replacement Taxes	57,790.40	County Taxes .31	616,316.32
Collection of Taxes	31,670.00	Taxes From Public Utilities	202,264.00	County Library Taxes	
Planning, Housing & Development	21,628.00	Other Miscellaneous Tax Revenues		Local Municipal Purpose Taxes .63	1,263,352.96
Human Resources	43,567.00	State Aid Revenues	293,290.00	Veteran & Senior Citizen Taxes	40,050.00
Elections		Federal Aid Revenues		Total Taxes for Rate Computation 2.48	5,012,091.78
General Administration (other)	255,940.00			Special District Taxes	
JUDICIARY		Sale of Acquired Property		Bank Corp. Taxes	
Municipal Courts	53,720.00	Other Miscellaneous Revenues	245,544.83	Added and Omitted Taxes	19,976.85
PUBLIC SAFETY		Total	6,313,856.86	Total Taxes Levied - ABSTRACT	4,992,018.63
Fire Protection	87,640.00	Prior Years Surplus Appropriated	100,000.00	Total Taxes Billed	5,369,911.57
Police Protection	452,616.00	REVENUES	6,413,856.86	1993 TAXES COLLECTED	5,035,455.82
Civil Defense & Disaster Control	14,600.00	Reserve For Uncollected Taxes	512,841.70	1993 Taxes Cancelled, Abated or Adjusted	18,920.20
Environmental Inspection & Control	37,030.00	CAPITAL OUTLAY	86,394.95	Transfer to Tax Title Liens or Foreclosed	19,637.80
Other Public Safety		TOTAL	86,394.95	Balance Outstanding Dec. 31, 1993	295,897.75
PUBLIC WORKS				PRIOR YEARS TAXES OUTSTANDING	
Streets and Drainage	136,300.00	Public Enterprises	7,910.25	Balance January 1, 1993	497,739.88
Sewers and Sewage Processing	14,303.00	Recreation-Culture		Collected in 1993	472,665.37
Garbage and Trash Disposal		Public Works	75,799.70	Cancelled, Abated or Adjusted 1993	15,949.54
Public Buildings and Grounds	20,100.00	Buildings and Grounds	2,685.00	Transfers to Tax Title Liens or Foreclosed	407.65
Other Public Works	11,300.00	Library and Education		Balance December 31, 1993	8,717.32
HEALTH AND WELFARE		Conservation		TAX TITLE LIENS OUTSTANDING	
Health Services Except Environmental	35,475.00	All Other		Balance January 1, 1993	124,378.23
Welfare-Public Assistance	3,025.00	CAPITAL DEBT AUTHORIZED, DECEMBER 31, 1993		Transfer From Taxes	20,098.25
Hospital, Clinics, First Aid		ISSUED AND UNISSUED		Redeemed In 1993	6,846.44
Animal, Insect, & Rodent Control	3,100.00	School	780,000	Cancelled, Abated or Adjusted (1993)	3,792.46
Other Welfare Services		Self-Liquidating	196,750	Transfer to Foreclosed Property	
RECREATION and CONSERVATION		Other	1,189,404	Balance December 31, 1993	133,837.58
Beaches and Boardwalks		Total	2,166,154	PROPERTY ACQUIRED BY DEED OR FORECLOSURE	
Parks, Playgrounds, Shade Trees	250.00	ISSUED AND OUTSTANDING		Balance January 1, 1993	25,100.00
Land Reclamation & Conservation	10,900.00	School	780,000.00	Transfers From Taxes or Liens	
Other Recreational Services		Self-Liquidating	196,750.00	Sale For Cash (1993)	
EDUCATION (excluding schools)		Other	1,009,750.00	Cancelled, Abated or Adjusted (1993)	
Libraries	1,000.00	Total	1,986,500.00	Balance December 31, 1993	25,100.00
Other Educational Services		EQUALIZED VALUATION BASIS FOR NET DEBT COMPUTATION	202,177,746	CURRENT FINANCES DECEMBER 31, 1993	
STATUTORY EXPENDITURES		REAL PROPERTY VALUATIONS		ASSETS	
Pensions & F. I. C. A.	67,198.47	Code Class # of Parcels % VAL'N		Cash Dec. 31, 1993	1,108,692.26
Employee Fringe Benefits	235,000.00	1 Vacant Land 211 6.02	12,318,400.00	Taxes Receivable	304,615.07
Other Statutory Expenditures		2 Residential 1275 84.56	173,032,500.00	Tax Title Liens	133,837.58
CETA And Other Public Employment Programs		3 Farm 2 .01	18,600.00	Foreclosed Property	25,100.00
MUNICIPAL FUNCTIONS		4a Commercial 46 6.23	12,748,700.00	Emergencies & Other Deferred Charges	
CAPITAL IMPROVEMENTS	40,000.00	4b Industrial 4 3.00	6,140,500.00	State and Federal Aid Receivable	
DEBT SERVICE		4c Apartments 1 .18	358,500.00	Other Receivables	13,641.31
Principal Payments	90,000.00	Total 1539	204,617,200.00	Total	1,585,886.22
Interest Payments	51,165.20	Land Area 2.95 Sq. Miles		LIABILITIES, RESERVES, AND SURPLUS	
DEFERRED CHARGES	1,464.79	Net Valuation Taxable-Municipal	205,766,720	Cash Liabilities	466,066.92
SCHOOL, COUNTY, SPECIAL DISTRICT TAXES	3,708,693.82	Net Valuation Taxable-County	205,990,413	Reserves for Receivables	477,193.96
RESERVE FOR UNCOLLECTED TAXES	512,841.70	State Equalized Valuation	201,029,563	Surplus Dec. 31, 1993	642,625.34
EXPENDITURES	5,986,043.98	State Equalization Ratio	102.37	Total	1,585,886.22

1333

Population 1990 **3,303**
 Population 1993 **3,668**
 S & P Rating
 Moody Rating **A**

General Tax Rate Per \$100. **1.99**
 State Equalized Tax Rate **1.82**

MONMOUTH BEACH BORO. - MONMOUTH CO.

Form of Government:
Commission (1911)

Number of Members on Governing Body - **3**

PER CAPITA:
 Gross Debt **1,046.19**
 Net Debt **903.17**
 Debt Service **156.52**
 Total Tax Levy **1,957.36**
 Municipal Expenditures **1,055.71**

PER CENT:
 Gross Debt **.94**
 Net Debt **.81**
 Tax Levy Collected **97.84**
 Tax Levy Cancelled, Abated or Adjusted

EXPENDITURES		REVENUES-REALIZED		1993 PROPERTY TAX	
GENERAL GOVERNMENT		1993 Property Taxes Collected		STATE EQUALIZED TAX RATE 1.82	
Governing Body & Public Boards		1993 Payments in Lieu of Taxes	5,641,698.11	Local District School Taxes	1,717,364.00
Municipal Clerk		Delinquent Tax & Lien Collections	247,254.73	Regional & Consolidated School Tax	1,271,353.80
Financial Administration	49,000.00	Business Personalty Replacement Taxes	7,946.68	School Taxes in Municipal Budget	
Assessment of Taxes	22,500.00	Taxes From Public Utilities	291,301.54	County Taxes	1,749,560.81
Collection of Taxes	8,000.00	Other Miscellaneous Tax Revenues		County Library Taxes	71,743.55
Planning, Housing & Development	22,535.00	State Aid Revenues	167,699.25	Local Municipal Purpose Taxes	1,959,108.12
Human Resources	64,315.00	Federal Aid Revenues	156,360.00	Veteran & Senior Citizen Taxes	15,450.00
Elections	5,250.00			Total Taxes for Rate Computation	6,784,580.28
General Administration (other)	367,629.15			Special District Taxes	
JUDICIARY				Bank Corp. Taxes	
Municipal Courts	62,700.00	Sale of Acquired Property	292,296.25	Added and Omitted Taxes	18,986.67
PUBLIC SAFETY		Other Miscellaneous Revenues	7,804,556.56	Total Taxes Levied - ABSTRACT	6,788,116.95
Fire Protection	68,275.00			Total Taxes Billed	6,641,698.11
Police Protection	565,515.00	Prior Years Surplus Appropriated	695,000.00	1993 TAXES COLLECTED	
Civil Defense & Disaster Control	7,750.00	REVENUES TOTAL	8,499,556.56	1993 Taxes Cancelled, Abated or Adjusted	
Environmental Inspection & Control	3,650.00	Reserve For Uncollected Taxes	392,581.00	Transfer to Tax Title Liens or Foreclosed	
Other Public Safety		CAPITAL OUTLAY TOTAL	137,446.37	Balance Outstanding Dec. 31, 1993	146,418.84
PUBLIC WORKS				PRIOR YEARS TAXES OUTSTANDING	
Streets and Drainage	263,357.25	Public Enterprises	18,415.45	Balance January 1, 1993	247,254.73
Sewers and Sewage Processing	14,000.00	Recreation-Culture	81,723.64	Collected in 1993	247,254.73
Garbage and Trash Disposal	272,500.00	Public Works	37,307.28	Cancelled, Abated or Adjusted 1993	
Public Buildings and Grounds	190,628.00	Buildings and Grounds		Transfers to Tax Title Liens or Foreclosed	
Other Public Works	21,500.00	Library and Education		Balance December 31, 1993	
HEALTH and WELFARE		Conservation		TAX TITLE LIENS OUTSTANDING	
Health Services Except Environmental	23,400.00	All Other		Balance January 1, 1993	
Welfare-Public Assistance	750.00			Transfer From Taxes	
Hospital, Clinics, First Aid		CAPITAL DEBT AUTHORIZED, DECEMBER 31, 1993		Redeemed in 1993	
Animal, Insect, & Rodent Control	3,992.00	ISSUED AND UNISSUED		Cancelled, Abated or Adjusted (1993)	
Other Welfare Services		School	496,000	Transfer to Foreclosed Property	
RECREATION and CONSERVATION		Self-Liquidating	3,132,201	Balance December 31, 1993	
Beaches and Boardwalks	109,500.00	Other	3,628,201	PROPERTY ACQUIRED BY DEED OR	
Parks, Playgrounds, Shade Trees	27,700.00	Total	3,132,201	FORECLOSURE	
Land Reclamation & Conservation	500.00	ISSUED AND OUTSTANDING		Balance January 1, 1993	60,750.00
Other Recreational Services	6,700.00	School	496,000.00	Transfers From Taxes or Liens	
EDUCATION (excluding schools)		Self-Liquidating	1,158,000.00	Sale For Cash (1993)	
Libraries	58,000.00	Other	1,654,000.00	Cancelled, Abated or Adjusted (1993)	
Other Educational Services		Total	1,654,000.00	Balance December 31, 1993	60,750.00
STATUTORY EXPENDITURES		EQUALIZED VALUATION BASIS		CURRENT FINANCES DECEMBER 31, 1993	
Pensions & F. I. C. A.	142,500.75	FOR NET DEBT COMPUTATION	386,101,168	ASSETS	
Employee Fringe Benefits	198,400.00	REAL PROPERTY VALUATIONS		Cash Dec. 31, 1993	1,642,280.38
Other Statutory Expenditures		Code Class # of Parcels % VAL'N		Taxes Receivable	146,418.84
CETA And Other Public Employment Programs		1 Vacant Land 155 2.84	9,640,100.00	Tax Title Liens	
MUNICIPAL FUNCTIONS TOTAL	2,580,547.15	2 Residential 1916 92.88	315,451,600.00	Foreclosed Property	60,750.00
CAPITAL IMPROVEMENTS *MEMO*	20,000.00	3 Farm	14,218,800.00	Emergencies & Other Deferred Charges	122,500.00
DEBT SERVICE		4a Commercial 36 4.19	329,200.00	State and Federal Aid Receivable	
Principal Payments	483,485.51	4b Industrial 1 .10	339,639,700.00	Other Receivables	2,371.86
Interest Payments	94,000.00	Total 2108		Total	1,974,321.06
DEFERRED CHARGES	110,593.46	Land Area 1.10 Sq. Miles		LIABILITIES, RESERVES, AND SURPLUS	
SCHOOL, COUNTY, SPECIAL DISTRICT TAXES	4,810,022.16	Net Valuation Taxable-Municipal	340,303,912	Cash Liabilities	640,432.22
RESERVE FOR UNCOLLECTED TAXES	392,581.00	Net Valuation Taxable-County	393,614,530	Reserves for Receivables	209,540.68
EXPENDITURES TOTAL	8,471,229.28	State Equalized Valuation	371,611,897	Surplus Dec. 31, 1993	1,124,348.16
		State Equalization Ratio	91.56	Total	1,974,321.06

0311

Population 1990 26,703
 Population 1993 27,436
 S & P Rating
 Moody Rating BAA1

General Tax Rate Per \$100. 3.67
 State Equalized Tax Rate 2.10

MONROE TOWNSHIP - GLOUCESTER CO.

Form of Government:

Mayor-Council Plan F (OMCL 50)

Number of Members on Governing Body - 7

PER CAPITA:

Gross Debt 1,393.94
 Net Debt 223.07
 Debt Service 35.80
 Total Tax Levy 734.57
 Municipal Expenditures 525.65

PER CENT:

Gross Debt 4.34
 Net Debt .69
 Tax Levy Collected 91.51
 Tax Levy Cancelled, Abated or Adjusted .36

EXPENDITURES		REVENUES-REALIZED		1993 PROPERTY TAX	
GENERAL GOVERNMENT				STATE EQUALIZED TAX RATE	
Governing Body & Public Boards	313,109.42	1993 Property Taxes Collected		Local District School Taxes .84	
Municipal Clerk		1993 Payments in Lieu of Taxes		Regional & Consolidated School Tax	
Financial Administration	189,707.62	Delinquent Tax & Lien Collections		School Taxes in Municipal Budget	
Assessment of Taxes	273,355.26	Business Personalty Replacement Taxes		County Taxes .57	
Collection of Taxes	165,279.54	Taxes From Public Utilities		County Library Taxes	
Planning, Housing & Development	101,375.98	Other Miscellaneous Tax Revenues		Local Municipal Purpose Taxes .68	
Human Resources	226,394.25	State Aid Revenues		Veteran & Senior Citizen Taxes	
Elections	10,676.19	Federal Aid Revenues		Total Taxes for Rate Computation 2.09	
General Administration (other)	1,206,919.30	Sale of Acquired Property		Special District Taxes	
JUDICIARY		Other Miscellaneous Revenues		Bank Corp. Taxes	
Municipal Courts	176,365.78	Prior Years Surplus Appropriated		Added and Omitted Taxes	
PUBLIC SAFETY		REVENUES TOTAL		Total Taxes Levied - ABSTRACT	
Fire Protection	115,596.35	Reserve For Uncollected Taxes		Total Taxes Billed	
Police Protection	2,695,234.47	CAPITAL OUTLAY TOTAL		1993 TAXES COLLECTED	
Civil Defense & Disaster Control	35,150.09	Public Enterprises		1993 Taxes Cancelled, Abated or Adjusted	
Environmental Inspection & Control	207,652.53	Recreation-Culture		Transfer to Tax Title Liens or Foreclosed	
Other Public Safety		Public Works		Balance Outstanding Dec. 31, 1993	
PUBLIC WORKS		Buildings and Grounds		PRIOR YEARS TAXES OUTSTANDING	
Streets and Drainage	1,122,828.20	Library and Education		Balance January 1, 1993	
Sewers and Sewage Processing	2,272,414.86	Conservation		Collected in 1993	
Garbage and Trash Disposal	172,608.60	All Other		Cancelled, Abated or Adjusted 1993	
Public Buildings and Grounds	129,995.00	CAPITAL DEBT AUTHORIZED, DECEMBER 31, 1993		Transfers to Tax Title Liens or Foreclosed	
Other Public Works		ISSUED AND UNISSUED		Balance December 31, 1993	
HEALTH and WELFARE		GROSS DEBT		TAX TITLE LIENS OUTSTANDING	
Health Services Except Environmental	131,115.56	NET DEBT		Balance January 1, 1993	
Welfare-Public Assistance	91,472.25	School		Transfer From Taxes	
Hospital, Clinics, First Aid		Self-Liquidating		Redeemed In 1993	
Animal, Insect, & Rodent Control		Other		Cancelled, Abated or Adjusted (1993)	
Other Welfare Services	1,757.50	Total		Transfer to Foreclosed Property	
RECREATION and CONSERVATION		ISSUED AND OUTSTANDING		Balance December 31, 1993	
Beaches and Boardwalks	120,006.42	School		PROPERTY ACQUIRED BY DEED OR FORECLOSURE	
Parks, Playgrounds, Shade Trees	1,280.72	Self-Liquidating		Balance January 1, 1993	
Land Reclamation & Conservation	91,483.40	Other		Transfers From Taxes or Liens	
Other Recreational Services		Total		Sale For Cash (1993)	
EDUCATION (excluding schools)		EQUALIZED VALUATION BASIS FOR NET DEBT COMPUTATION		Cancelled, Abated or Adjusted (1993)	
Libraries	345,423.72	REAL PROPERTY VALUATIONS		Balance December 31, 1993	
Other Educational Services	1,624.50	ASSESSED VALUATION		CURRENT FINANCES DECEMBER 31, 1993	
STATUTORY EXPENDITURES		Code Class # of Parcels % VAL'N		ASSETS	
Pensions & F. I. C. A.	636,950.00	1 Vacant Land 2510 4.46		Cash Dec. 31, 1993	
Employee Fringe Benefits	937,500.00	2 Residential 7076 76.25		Taxes Receivable	
Other Statutory Expenditures		3 Farm 499 1.93		Tax Title Liens	
CETA and Other Public Employment Programs		4a Commercial 361 14.23		Foreclosed Property	
MUNICIPAL FUNCTIONS		4b Industrial 16 .82		Emergencies & Other Deferred Charges	
CAPITAL IMPROVEMENTS		4c Apartments 15 2.30		State and Federal Aid Receivable	
DEBT SERVICE		Total 10477		Other Receivables	
Principal Payments	606,393.85	Land Area 46.96 Sq. Miles		Total	
Interest Payments	375,710.73	Net Valuation Taxable-Municipal		LIABILITIES, RESERVES, AND SURPLUS	
DEFERRED CHARGES		Net Valuation Taxable-County		Cash Liabilities	
SCHOOL, COUNTY, SPECIAL DISTRICT TAXES	13,574,705.05	State Equalized Valuation		Reserves for Receivables	
RESERVE FOR UNCOLLECTED TAXES	1,557,285.00	State Equalization Ratio		Surplus Dec. 31, 1993	
EXPENDITURES				Total	
TOTAL	27,996,446.51				

1213

Population 1990 22,255
 Population 1993 21,498
 S & P Rating
 Moody Rating AAA

General Tax Rate Per \$100. 1.95
 State Equalized Tax Rate 1.77

MONROE TOWNSHIP - MIDDLESEX CO.

Form of Government:

Mayor-Council Plan F (OMCL 50)

Number of Members on Governing Body - 5

PER CAPITA:

Gross Debt 866.73
 Net Debt 676.80
 Debt Service 63.25
 Total Tax Levy 1,532.90
 Municipal Expenditures 528.33

PER CENT.

Gross Debt 1.05
 Net Debt .82
 Tax Levy Collected 97.59
 Tax Levy Cancelled, Abated or Adjusted .58

EXPENDITURES		REVENUES-REALIZED		1993 PROPERTY TAX	
GENERAL GOVERNMENT		1993 Property Taxes Collected		STATE EQUALIZED TAX RATE 1.00	
Governing Body & Public Boards	38,775.00	1993 Payments in Lieu of Taxes		Local District School Taxes	17,740,769.00
Municipal Clerk	142,750.00	Delinquent Tax & Lien Collections		Regional & Consolidated School Tax	
Financial Administration	327,702.00	Business Personalty Replacement Taxes		School Taxes in Municipal Budget	
Assessment of Taxes	157,476.00	Taxes From Public Utilities		County Taxes	7,546,820.66
Collection of Taxes	99,873.00	Other Miscellaneous Tax Revenues		County Library Taxes	
Planning, Housing & Development	151,996.00	State Aid Revenues		Local Municipal Purpose Taxes	5,824,022.16
Human Resources	400,517.00	Federal Aid Revenues		Veteran & Senior Citizen Taxes	202,150.00
Elections	16,603.00	Sale of Acquired Property		Total Taxes for Rate Computation	31,313,761.82
General Administration (other)	1,345,828.00	Other Miscellaneous Revenues		Special District Taxes	1,337,170.00
JUDICIARY		Total		Bank Corp. Taxes	
Municipal Courts	114,069.29	Prior Years Surplus Appropriated		Added and Omitted Taxes	505,502.97
PUBLIC SAFETY		REVENUES TOTAL		Total Taxes Levied - ABSTRACT	32,954,284.79
Fire Protection	206,000.00	Reserve For Uncollected Taxes		Total Taxes Billed	33,126,809.32
Police Protection	2,280,816.23	CAPITAL OUTLAY TOTAL		1993 TAXES COLLECTED	32,328,258.55
Civil Defense & Disaster Control	32,873.00	Public Enterprises		1993 Taxes Cancelled, Abated or Adjusted	191,159.67
Environmental Inspection & Control	344,591.00	Recreation-Culture		Transfer to Tax Title Liens or Foreclosed	37,653.71
Other Public Safety		Public Works		Balance Outstanding Dec. 31, 1993	569,737.39
PUBLIC WORKS		Buildings and Grounds		PRIOR YEARS TAXES OUTSTANDING	
Streets and Drainage	1,145,114.00	Library and Education		Balance January 1, 1993	672,108.01
Sewers and Sewage Processing		Conservation		Collected in 1993	556,440.50
Garbage and Trash Disposal		All Other		Cancelled, Abated or Adjusted 1993	8,555.66
Public Buildings and Grounds	159,619.00	CAPITAL DEBT AUTHORIZED, DECEMBER 31, 1993		Transfers to Tax Title Liens or Foreclosed	2,393.34
Other Public Works	54,000.00	ISSUED AND UNISSUED		Balance December 31, 1993	104,718.51
HEALTH and WELFARE		SCHOOL		TAX TITLE LIENS OUTSTANDING	
Health Services Except Environmental	31,145.00	GROSS DEBT		Balance January 1, 1993	242,317.13
Welfare-Public Assistance	6,553.00	NET DEBT		Transfer From Taxes	36,101.27
Hospital, Clinics, First Aid		SCHOOL		Redeemed in 1993	125,305.45
Animal, Insect, & Rodent Control	20,076.00	Self-Liquidating		Cancelled, Abated or Adjusted (1993)	
Other Welfare Services	1,000.00	Other		Transfer to Foreclosed Property	19,786.70
RECREATION and CONSERVATION		Total		Balance December 31, 1993	133,326.25
Beaches and Boardwalks		ISSUED AND OUTSTANDING		PROPERTY ACQUIRED BY DEED OR FORECLOSURE	
Parks, Playgrounds, Shade Trees	21,441.00	SCHOOL		Balance January 1, 1993	369,275.00
Land Reclamation & Conservation	132,261.64	Self-Liquidating		Transfers From Taxes or Liens	24,015.88
Other Recreational Services	321,469.00	Other		Sale For Cash (1993)	
EDUCATION (excluding schools)		Total		Cancelled, Abated or Adjusted (1993)	2,830.88
Libraries	257,768.00	EQUALIZED VALUATION BASIS		Balance December 31, 1993	390,460.00
Other Educational Services	2,000.00	FOR NET DEBT COMPUTATION		CURRENT FINANCES DECEMBER 31, 1993	
STATUTORY EXPENDITURES		REAL PROPERTY VALUATIONS		ASSETS	
Pensions & F. I. C. A.	466,367.00	Code Class # of Parcels % VAL'N		Cash Dec. 31, 1993	1,840,289.66
Employee Fringe Benefits	802,070.87	1 Vacant Land 2394 4.07		Taxes Receivable	674,455.90
Other Statutory Expenditures		2 Residential 9760 71.34		Tax Title Liens	133,326.25
CETA And Other Public Employment Programs		3 Form 710 2.99		Foreclosed Property	390,460.00
MUNICIPAL FUNCTIONS TOTAL	9,080,752.03	4a Commercial 208 14.23		Emergencies & Other Deferred Charges	603,870.87
CAPITAL IMPROVEMENTS	34,500.00	4b Industrial 45 7.67		State and Federal Aid Receivable	8,988.61
DEBT SERVICE		4c Apartments		Other Receivables	2,934.00
Principal Payments	789,000.00	Total		Total	3,654,325.29
Interest Payments	570,690.33	Land Area 41.80 Sq. Miles		LIABILITIES, RESERVES, AND SURPLUS	
DEFERRED CHARGES	117,518.19	Net Valuation Taxable-Municipal		Cash Liabilities	1,200,464.90
SCHOOL, COUNTY, SPECIAL DISTRICT TAXES	26,624,759.66	Net Valuation Taxable-County		Reserves for Receivables	1,201,176.15
RESERVE FOR UNCOLLECTED TAXES	800,000.00	State Equalized Valuation		Surplus Dec. 31, 1993	1,252,684.24
EXPENDITURES TOTAL	37,982,720.21	State Equalization Ratio		Total	3,654,325.29

1914

Population 1990 2,332
 Population 1993 3,045
 S & P Rating
 Moody Rating 3AA1

General Tax Rate Per \$100. 1.95
 State Equalized Tax Rate 1.86

MONTAGUE TWP. - SUSSEX CO.
Form of Government:
Township Committee
Number of Members on Governing Body - 3

PER CAPITA:
 Gross Debt 854.96
 Net Debt 740.02
 Debt Service 63.78
 Total Tax Levy 1,256.83
 Municipal Expenditures 572.35

PER CENT:
 Gross Debt 1.23
 Net Debt 1.11
 Tax Levy Collected 86.59
 Tax Levy Cancelled, Abated or Adjusted

EXPENDITURES		REVENUES-REALIZED		1993 PROPERTY TAX	
GENERAL GOVERNMENT				STATE EQUALIZED TAX RATE 1.09	
Governing Body & Public Boards		1993 Property Taxes Collected	3,322,945.64	Local District School Taxes	2,236,214.20
Municipal Clerk		1993 Payments in Lieu of Taxes		Regional & Consolidated School Tax	
Financial Administration	44,031.00	Delinquent Tax & Lien Collections	447,283.78	School Taxes in Municipal Budget	
Assessment of Taxes	29,250.00	Business Personalty Replacement Taxes	12,412.08	County Taxes	* 864,302.70
Collection of Taxes	40,203.67	Taxes From Public Utilities	240,053.00	County Library Taxes	.03 64,695.80
Planning, Housing & Development	13,607.42	Other Miscellaneous Tax Revenues		Local Municipal Purpose Taxes	.30 620,686.00
Human Resources	9,086.00	State Aid Revenues	111,796.60	Veteran & Senior Citizen Taxes	23,450.00
Elections	1,230.00	Federal Aid Revenues		Total Taxes for Rate Computation	1.84 3,809,348.70
General Administration (other)	207,920.00			Special District Taxes	
JUDICIARY		Sale of Acquired Property		Bank Corp. Taxes	
Municipal Courts	27,748.00	Other Miscellaneous Revenues	210,212.57	Added and Omitted Taxes	41,135.63
PUBLIC SAFETY		Total	4,344,703.67	Total Taxes Levied - ABSTRACT	3,827,034.33
Fire Protection	51,546.00	Prior Years Surplus Appropriated	145,000.00	Total Taxes Billed	3,837,662.35
Police Protection	10,500.00	REVENUES TOTAL	4,489,703.67	1993 TAXES COLLECTED	3,322,945.64
Civil Defense & Disaster Control	2,807.00	Reserve For Uncollected Taxes	501,061.00	1993 Taxes Cancelled, Abated or Adjusted	
Environmental Inspection & Control	49,077.33	CAPITAL OUTLAY TOTAL	181,380.09	Transfer to Tax Title Liens or Foreclosed	500,000.00
Other Public Safety				Balance Outstanding Dec. 31, 1993	464,716.71
PUBLIC WORKS		Public Enterprises		PRIOR YEARS TAXES OUTSTANDING	
Streets and Drainage	330,173.00	Recreation-Culture		Balance January 1, 1993	405,669.38
Sewers and Sewage Processing	1,200.00	Public Works	163,001.63	Collected in 1993	380,459.06
Garbage and Trash Disposal	10,000.00	Buildings and Grounds	18,378.46	Cancelled, Abated or Adjusted 1993	
Public Buildings and Grounds	43,400.00	Library and Education		Transfers to Tax Title Liens or Foreclosed	
Other Public Works	10,000.00	Conservation		Balance December 31, 1993	25,210.32
HEALTH and WELFARE		All Other		TAX TITLE LIENS OUTSTANDING	
Health Services Except Environmental	4,266.58			Balance January 1, 1993	220,859.70
Welfare-Public Assistance	3,600.00	CAPITAL DEBT AUTHORIZED, DECEMBER 31, 1993		Transfer From Taxes	50,000.00
Hospital, Clinics, First Aid		ISSUED AND UNISSUED		Redeemed in 1993	66,824.72
Animal, Insect, & Rodent Control	3,501.00	School	350,000	Cancelled, Abated or Adjusted (1993)	
Other Welfare Services		Self-Liquidating		Transfer to Foreclosed Property	
RECREATION and CONSERVATION		Other	2,253,355	Balance December 31, 1993	204,034.98
Beaches and Boardwalks		Total	2,603,355	PROPERTY ACQUIRED BY DEED OR FORECLOSURE	
Parks, Playgrounds, Shade Trees				Balance January 1, 1993	
Land Reclamation & Conservation	8,850.00	ISSUED AND OUTSTANDING		Transfers From Taxes or Liens	
Other Recreational Services		School	350,000.00	Sale For Cash (1993)	
EDUCATION (excluding schools)		Self-Liquidating		Cancelled, Abated or Adjusted (1993)	
Libraries		Other	2,146,000.00	Balance December 31, 1993	
Other Educational Services	750.00	Total	2,496,000.00	CURRENT FINANCES DECEMBER 31, 1993	
STATUTORY EXPENDITURES		EQUALIZED VALUATION BASIS FOR NET DEBT COMPUTATION	203,576,405	ASSETS	
Pensions & F. I. C. A.	27,000.00	REAL PROPERTY VALUATIONS		Cash Dec. 31, 1993	475,261.61
Employee Fringe Benefits	91,008.00	Code Class # of Parcels % VAL'N	ASSESSED VALUATION	Taxes Receivable	489,927.03
Other Statutory Expenditures	1.00	1 Vacant Land 1307 14.06	27,206,580.00	Tax Title Liens	204,034.98
CETA and Other Public Employment Programs		2 Residential 1385 72.71	140,739,110.00	Foreclosed Property	
MUNICIPAL FUNCTIONS TOTAL	1,020,756.00	3 Farm 136 2.96	5,733,466.00	Emergencies & Other Deferred Charges	48,800.00
CAPITAL IMPROVEMENTS *MEMO*	3,000.00	4a Commercial 47 9.02	17,462,600.00	State and Federal Aid Receivable	18,747.67
DEBT SERVICE		4b Industrial 5 1.01	1,956,500.00	Other Receivables	24,827.09
Principal Payments	80,000.00	4c Apartments 2 .24	473,000.00	Total	1,261,398.38
Interest Payments	114,203.00	Total	193,571,256.00	LIABILITIES, RESERVES, AND SURPLUS	
DEFERRED CHARGES	26,800.00	Land Area 45.20 Sq. Miles		Cash Liabilities	341,244.80
SCHOOL, COUNTY, SPECIAL DISTRICT TAXES	3,165,212.70	Net Valuation Taxable-Municipal	194,693,672	Reserves for Receivables	701,200.13
RESERVE FOR UNCOLLECTED TAXES	501,061.00	Net Valuation Taxable-County	199,847,080	Surplus Dec. 31, 1993	218,953.45
EXPENDITURES TOTAL	4,908,032.70	State Equalized Valuation	204,410,860	Total	1,261,398.33
		State Equalization Ratio	95.22		

0713

Population 1990 37,729
 Population 1993 37,730
 S & P Rating AA
 Moody Rating AAA

General Tax Rate Per \$100. 2.83
 State Equalized Tax Rate 2.79

MONTCLAIR TOWNSHIP - ESSEX COUNTY

Form of Government:

Council-Manager Plan C (OMCL 50)
 Number of Members on Governing Body - 7

PER CAPITA:

Gross Debt 1,265.26
 Net Debt 680.57
 Debt Service 130.18
 Total Tax Levy 2,143.58
 Municipal Expenditures 1,028.84

PER CENT:

Gross Debt 1.56
 Net Debt .90
 Tax Levy Collected 95.84
 Tax Levy Cancelled, Abated or Adjusted 1.36

EXPENDITURES		REVENUES-REALIZED		1993 PROPERTY TAX	
GENERAL GOVERNMENT				STATE EQUALIZED TAX RATE 1.36	
Governing Body & Public Boards	35,850.00	1993 Property Taxes Collected	77,514,614.91	Local District School Taxes	38,770,069.00
Municipal Clerk	160,040.00	1993 Payments in Lieu of Taxes	327,042.01	Regional & Consolidated School Tax	
Financial Administration	335,771.80	Delinquent Tax & Lien Collections	2,976,254.19	School Taxes in Municipal Budget	.07 1,954,161.03
Assessment of Taxes	161,470.00	Business Personalty Replacement Taxes	393,965.72	County Taxes	.64 18,647,541.02
Collection of Taxes	83,385.00	Taxes From Public Utilities	1,895,535.18	County Library Taxes	
Planning, Housing & Development	198,170.00	Other Miscellaneous Tax Revenues		Local Municipal Purpose Taxes	.74 21,396,459.67
Human Resources	330,373.25	State Aid Revenues	2,874,573.59	Veteran & Senior Citizen Taxes	147,200.00
Elections	19,500.00	Federal Aid Revenues		Total Taxes for Rate Computation	2.79 80,915,430.72
General Administration (other)	4,688,145.70			Special District Taxes	
JUDICIARY				Bank Corp. Taxes	
Municipal Courts	356,766.93	Sale of Acquired Property		Added and Omitted Taxes	109,163.12
PUBLIC SAFETY		Other Miscellaneous Revenues	4,170,788.37	Total Taxes Levied - ABSTRACT	80,877,393.84
Fire Protection	4,638,551.00	Total	90,152,773.97	Total Taxes Billed	80,877,393.84
Police Protection	6,049,521.75	Prior Years Surplus Appropriated	3,056,000.00	1993 TAXES COLLECTED	77,514,614.91
Civil Defense & Disaster Control		REVENUES TOTAL	93,208,773.97	1993 Taxes Cancelled, Abated or Adjusted	1,101,996.06
Environmental Inspection & Control	311,461.00	Reserve For Uncollected Taxes	4,509,200.00	Transfer to Tax Title Liens or Foreclosed	41,720.11
Other Public Safety		CAPITAL OUTLAY TOTAL	3,995,165.40	Balance Outstanding Dec. 31, 1993	2,219,062.76
PUBLIC WORKS				PRIOR YEARS TAXES OUTSTANDING	
Streets and Drainage	938,495.00	Public Enterprises	189,206.88	Balance January 1, 1993	3,047,875.89
Sewers and Sewage Processing	1,665,215.81	Recreation-Culture	13,021.78	Collected in 1993	2,861,821.94
Gorbage and Trash Disposal	2,413,344.03	Public Works	378,137.20	Cancelled, Abated or Adjusted 1993	1,748.83
Public Buildings and Grounds	230,367.00	Buildings and Grounds	1,586,218.06	Transfers to Tax Title Liens or Foreclosed	16,275.01
Other Public Works	313,675.00	Library and Education	1,828,581.48	Balance December 31, 1993	168,030.11
HEALTH and WELFARE		All Other		TAX TITLE LIENS OUTSTANDING	
Health Services Except Environmental	644,791.00			Balance January 1, 1993	240,008.54
Welfare-Public Assistance	147,569.00	CAPITAL DEBT AUTHORIZED, DECEMBER 31, 1993		Transfer From Taxes	60,616.53
Hospital, Clinics, First Aid		ISSUED AND UNISSUED GROSS DEBT NET DEBT		Redeemed In 1993	114,432.25
Animal, Insect, & Radent Control	59,567.16	School 18,317,922		Cancelled, Abated or Adjusted (1993)	
Other Welfare Services		Self-Liquidating 3,738,812		Transfer to Foreclosed Property	
RECREATION and CONSERVATION		Other 25,681,536	25,681,536	Balance December 31, 1993	186,192.82
Beaches and Boardwalks		Total 47,738,270	25,681,536	PROPERTY ACQUIRED BY DEED OR FORECLOSURE	
Parks, Playgrounds, Shade Trees	605,056.00			Balance January 1, 1993	135,400.00
Land Reclamation & Conservation	309,803.00	ISSUED AND OUTSTANDING		Transfers From Taxes or Liens	
Other Recreational Services	549,054.00	School 16,485,214.00		Sale For Cash (1993)	
EDUCATION (excluding schools)		Self-Liquidating 3,006,812.00		Cancelled, Abated or Adjusted (1993)	
Libraries	1,975,768.00	Other 20,207,097.38	39,699,123.38	Balance December 31, 1993	135,400.00
Other Educational Services		Total		CURRENT FINANCES DECEMBER 31, 1993	
STATUTORY EXPENDITURES		EQUALIZED VALUATION BASIS FOR NET DEBT COMPUTATION	2,868,092,769	ASSETS	
Pensions & F. I. C. A.	2,094,474.14	REAL PROPERTY VALUATIONS		Cash Dec. 31, 1993	8,741,757.37
Employee Fringe Benefits		Code Class # of Parcels % VAL'N ASSESSED VALUATION		Taxes Receivable	2,387,092.87
Other Statutory Expenditures	1,000.00	1 Vacant Land 325 .84 23,849,100.00		Tax Title Liens	186,192.82
CETA And Other Public Employment Programs		2 Residential 9267 95.08 2,413,588,500.00		Foreclosed Property	135,400.00
MUNICIPAL FUNCTIONS TOTAL	29,317,185.57	3 Farm		Emergencies & Other Deferred Charges	
CAPITAL IMPROVEMENTS *MEMO*	175,000.00	4a Commercial 576 9.21 261,341,900.00		State and Federal Aid Receivable	289,938.70
DEBT SERVICE		4b Industrial 4 .11 3,159,500.00		Other Receivables	77,659.70
Principal Payments	2,500,044.03	4c Apartments 160 4.75 134,863,703.00		Total	11,918,041.46
Interest Payments	2,411,774.66	Total 10332 2,835,802,700.00		LIABILITIES, RESERVES, AND SURPLUS	
TYPE I SCHL DEBT *MEMO	2,129,099.03	Land Area 6.20 Sq. Miles		Cash Liabilities	3,625,281.77
DEFERRED CHARGES	80,000.00	Net Valuation Taxable-Municipal	2,854,785,900	Reserves for Receivables	2,796,345.39
SCHOOL, COUNTY, SPECIAL DISTRICT TAXES	59,371,771.05	Net Valuation Taxable-County	2,829,666,766	Surplus Dec. 31, 1993	5,406,414.30
RESERVE FOR UNCOLLECTED TAXES	4,509,200.00	State Equalized Valuation	2,899,550,692	Total	11,918,041.46
EXPENDITURES TOTAL	98,189,975.31	State Equalization Ratio	98.45		

1987 - 1990

* ABOVE DEBT SERVICE INCLUDES TYPE I SCHOOL DEBT

1813
 Population 1990 9,612
 Population 1993 10,637
 S & P Rating
 Moody Rating AA
 General Tax Rate Per \$100. 2.31
 State Equalized Tax Rate 1.86

MONTGOMERY TWP. - SOMERSET CO.
 Form of Government
Township Committee
 Number of Members on Governing Body - 5

PER CAPITA.
 Gross Debt 1,301.00
 Net Debt 1,234.45
 Debt Service 144.39
 Total Tax Levy 2,070.25
 Municipal Expenditures 884.61
 PER CENT.
 Gross Debt 1.25
 Net Debt 1.19
 Tax Levy Collected 97.63
 Tax Levy Cancelled, Abated or Adjusted .07

EXPENDITURES		REVENUES-REALIZED		1993 PROPERTY TAX	
GENERAL GOVERNMENT				STATE EQUALIZED TAX RATE	
Governing Body & Public Boards		1993 Property Taxes Collected	21,516,904.33	Local District School Taxes	1.11 12,703,120.50
Municipal Clerk	87,975.00	1993 Payments in Lieu of Taxes		Regional & Consolidated School Tax	
Financial Administration	182,541.00	Delinquent Tax & Lien Collections	701,291.79	School Taxes in Municipal Budget	
Assessment of Taxes	83,450.00	Business Personalty Replacement Taxes	124,606.79	County Taxes	.41 * 4,646,058.97
Collection of Taxes	32,446.00	Taxes From Public Utilities	1,238,512.00	County Library Taxes	.03 361,647.02
Planning, Housing & Development	188,037.00	Other Miscellaneous Tax Revenues		Local Municipal Purpose Taxes	.31 3,544,359.29
Human Resources	37,057.00	State Aid Revenues	452,814.89	Veteran & Senior Citizen Taxes	33,200.00
Elections		Federal Aid Revenues		Total Taxes for Rate Computation	1.86 21,288,385.78
General Administration (other)	1,371,165.00			Special District Taxes	406,900.00
JUDICIARY		Sale of Acquired Property		Bank Corp. Taxes	
Municipal Courts	94,240.00	Other Miscellaneous Revenues	1,932,030.20	Added and Omitted Taxes	359,205.93
PUBLIC SAFETY		Total	25,966,160.00	Total Taxes Levied - ABSTRACT	22,021,291.71
Fire Protection	254,753.00	Prior Years Surplus Appropriated	2,400,000.00	Total Taxes Billed	22,039,898.58
Police Protection	1,460,596.73	REVENUES TOTAL	28,366,160.00	1993 TAXES COLLECTED	21,516,904.33
Civil Defense & Disaster Control	3,500.00	Reserve For Uncollected Taxes	1,507,276.47	1993 Taxes Cancelled, Abated or Adjusted	16,308.47
Environmental Inspection & Control	221,744.00	CAPITAL OUTLAY TOTAL	2,146,740.74	Transfer to Tax Title Liens or Foreclosed	427.34
Other Public Safety				Balance Outstanding Dec. 31, 1993	506,258.44
PUBLIC WORKS				PRIOR YEARS TAXES OUTSTANDING	
Streets and Drainage	415,841.00	Public Enterprises		Balance January 1, 1993	743,044.17
Sewers and Sewage Processing	42,820.00	Recreation-Culture	1,330.97	Collected in 1993	701,267.39
Garbage and Trash Disposal	68,100.00	Public Works	373,776.80	Cancelled, Abated or Adjusted 1993	6,598.76
Public Buildings and Grounds	148,070.00	Buildings and Grounds	1,771,632.97	Transfers to Tax Title Liens or Foreclosed	1,072.30
Other Public Works		Library and Education		Balance December 31, 1993	34,105.72
HEALTH and WELFARE		Conservation		TAX TITLE LIENS OUTSTANDING	
Health Services Except Environmental	272,328.00	All Other		Balance January 1, 1993	1,940.57
Welfare-Public Assistance	4,265.00			Transfer From Taxes	1,614.84
Hospital, Clinics, First Aid				Redeemed In 1993	24.40
Animal, Insect, & Radent Control	12,000.00			Cancelled, Abated or Adjusted (1993)	
Other Welfare Services				Transfer to Foreclosed Property	
RECREATION and CONSERVATION				Balance December 31, 1993	3,531.01
Beaches and Boardwalks				PROPERTY ACQUIRED BY DEED OR FORECLOSURE	
Parks, Playgrounds, Shade Trees	136,479.00			Balance January 1, 1993	115,210.00
Land Reclamation & Conservation	10,900.00			Transfers From Taxes or Liens	
Other Recreational Services	328,024.00			Sale For Cash (1993)	
EDUCATION (excluding schools)				Cancelled, Abated or Adjusted (1993)	
Libraries	25,000.00			Balance December 31, 1993	115,210.00
Other Educational Services	3,175.00			CURRENT FINANCES DECEMBER 31, 1993	
STATUTORY EXPENDITURES				ASSETS	
Pensions & F. I. C. A.	345,000.00			Cash Dec. 31, 1993	6,749,928.36
Employee Fringe Benefits	407,000.00			Taxes Receivable	540,364.16
Other Statutory Expenditures				Tax Title Liens	3,531.01
CETA And Other Public Employment Programs				Foreclosed Property	115,210.00
MUNICIPAL FUNCTIONS TOTAL	6,236,506.73			Emergencies & Other Deferred Charges	
CAPITAL IMPROVEMENTS *MEMO*	101,000.00			State and Federal Aid Receivable	18,165.52
DEBT SERVICE				Other Receivables	58,050.98
Principal Payments	1,025,000.00			Total	7,485,250.03
Interest Payments	510,855.75			LIABILITIES, RESERVES, AND SURPLUS	
DEFERRED CHARGES	129,974.22			Cash Liabilities	2,341,485.40
SCHOOL, COUNTY, SPECIAL DISTRICT TAXES	18,117,726.49			Reserves for Receivables	717,156.15
RESERVE FOR UNCOLLECTED TAXES	1,507,276.47			Surplus Dec. 31, 1993	4,426,608.48
EXPENDITURES TOTAL	27,527,339.66			Total	7,485,250.03

REAL PROPERTY VALUATIONS				ASSESSED VALUATION
Code	Class	# of Parcels	% VAL'N	
1	Vacant Land	871	6.70	61,412,700.00
2	Residential	3075	68.44	627,554,250.00
3	Farm	394	2.86	25,283,950.00
4a	Commercial	156	15.72	144,179,700.00
4b	Industrial	2	5.57	51,057,600.00
4c	Apartment	1	.71	6,500,000.00
Total		4499		916,988,200.00
Land Area		32.80	Sq. Miles	
Net Valuation Taxable-Municipal				920,915,701
Net Valuation Taxable-County				1,119,657,628
State Equalized Valuation				1,140,783,687
State Equalization Ratio				80.66

0236

Population 1990 6,946
 Population 1993 6,955
 S & P Rating
 Moody Rating A1

General Tax Rate Per \$100. 1.85
 State Equalized Tax Rate 1.84

MONTVALE BOROUGH - BERGEN COUNTY

Form of Government:

Borough Council

Number of Members on Governing Body - 6

PER CAPITA:

Gross Debt 658.47
 Net Debt 658.47
 Debt Service 93.92
 Total Tax Levy 2,892.31
 Municipal Expenditures 1,067.88

PER CENT:

Gross Debt .39
 Net Debt .39
 Tax Levy Collected 97.85
 Tax Levy Cancelled, Abated or Adjusted .11

EXPENDITURES		REVENUES-REALIZED		1993 PROPERTY TAX	
GENERAL GOVERNMENT				STATE EQUALIZED TAX RATE	
Governing Body & Public Boards		1993 Property Taxes Collected		Local District School Taxes .55	6,032,709.00
Municipal Clerk		1993 Payments in Lieu of Taxes		Regional & Consolidated School Tax .56	6,188,143.98
Financial Administration	24,000.00	Delinquent Tax & Lien Collections		School Taxes in Municipal Budget	
Assessment of Taxes	41,213.00	Business Personalty Replacement Taxes		County Taxes .29	3,140,194.08
Collection of Taxes	68,888.00	Taxes From Public Utilities		County Library Taxes	
Planning, Housing & Development	128,570.00	Other Miscellaneous Tax Revenues		Local Municipal Purpose Taxes .43	4,728,512.67
Human Resources	36,113.00	State Aid Revenues		Veteran & Senior Citizen Taxes	32,200.00
Elections	2,000.00	Federal Aid Revenues		Total Taxes for Rate Computation 1.83	20,121,759.73
General Administration (other)	635,931.00			Special District Taxes	
JUDICIARY		Sale of Acquired Property		Bank Corp. Taxes	
Municipal Courts	149,192.00	Other Miscellaneous Revenues		Added and Omitted Taxes	26,438.00
PUBLIC SAFETY		Total		Total Taxes Levied - ABSTRACT	20,115,997.73
Fire Protection	229,060.00	Prior Years Surplus Appropriated		Total Taxes Billed	20,195,413.00
Police Protection	1,516,226.00	REVENUES TOTAL		1993 TAXES COLLECTED	19,761,993.00
Civil Defense & Disaster Control	10,000.00	Reserve For Uncollected Taxes		1993 Taxes Cancelled, Abated or Adjusted	21,924.00
Environmental Inspection & Control	105,454.00	CAPITAL OUTLAY TOTAL		Transfer to Tax Title Liens or Foreclosed	
Other Public Safety				Balance Outstanding Dec. 31, 1993	411,496.00
PUBLIC WORKS				PRIOR YEARS TAXES OUTSTANDING	
Streets and Drainage	442,800.00	Public Enterprises		Balance January 1, 1993	342,242.00
Sewers and Sewage Processing	1,182,033.00	Recreation-Culture		Collected in 1993	335,332.00
Garbage and Trash Disposal	365,555.00	Public Works		Cancelled, Abated or Adjusted 1993	3,450.00
Public Buildings and Grounds	52,146.00	Buildings and Grounds		Transfers to Tax Title Liens or Foreclosed	3,460.00
Other Public Works	67,600.00	Library and Education		Balance December 31, 1993	
HEALTH and WELFARE		Conservation		TAX TITLE LIENS OUTSTANDING	
Health Services Except Environmental	36,125.00	All Other		Balance January 1, 1993	
Welfare-Public Assistance	4,100.00	CAPITAL DEBT AUTHORIZED, DECEMBER 31, 1993		Transfer From Taxes	3,460.00
Hospital, Clinics, First Aid		ISSUED AND UNISSUED		Redeemed in 1993	3,460.00
Animal, Insect, & Rodent Control	8,000.00	GROSS DEBT		Cancelled, Abated or Adjusted (1993)	
Other Welfare Services		NET DEBT		Transfer to Foreclosed Property	
RECREATION and CONSERVATION				Balance December 31, 1993	
Beaches and Boardwalks	13,100.00	SCHOOL		PROPERTY ACQUIRED BY DEED OR	
Parks, Playgrounds, Shade Trees	242.00	Self-Liquidating		FORECLOSURE	
Land Reclamation & Conservation	84,750.00	Other		Balance January 1, 1993	70,600.00
Other Recreational Services		Total		Transfers From Taxes or Liens	
EDUCATION (excluding schools)				Sale For Cash (1993)	
Libraries	398,262.00	ISSUED AND OUTSTANDING		Cancelled, Abated or Adjusted (1993)	
Other Educational Services	4,100.00	SCHOOL		Balance December 31, 1993	70,600.00
STATUTORY EXPENDITURES		Self-Liquidating		CURRENT FINANCES DECEMBER 31, 1993	
Pensions & F. I. C. A.	255,996.00	Other		ASSETS	
Employee Fringe Benefits	329,600.00	Total		Cash Dec. 31, 1993	4,385,759.00
Other Statutory Expenditures		EQUALIZED VALUATION BASIS		Taxes Receivable	411,496.00
CETA And Other Public Employment Programs		FOR NET DEBT COMPUTATION		Tax Title Liens	
MUNICIPAL FUNCTIONS		REAL PROPERTY VALUATIONS		Foreclosed Property	70,600.00
CAPITAL IMPROVEMENTS	20,000.00	Code Class # of Parcels % VAL'N		Emergencies & Other Deferred Charges	102,707.00
DEBT SERVICE		ASSESSED VALUATION		State and Federal Aid Receivable	15,756.00
Principal Payments	350,000.00	1 Vacant Land 116 1.95		Other Receivables	16,460.00
Interest Payments	303,239.00	2 Residential 2223 54.35		Total	5,002,778.00
DEFERRED CHARGES	23,000.00	3 Farm 16 .08		LIABILITIES, RESERVES, AND SURPLUS	
SCHOOL, COUNTY, SPECIAL DISTRICT TAXES	15,361,047.06	4a Commercial 110 42.12		Cash Liabilities	4,017,282.00
RESERVE FOR UNCOLLECTED TAXES	509,812.00	4b Industrial 6 .85		Reserves for Receivables	498,556.00
EXPENDITURES TOTAL	22,788,154.06	4c Apartments 1 .54		Surplus Dec. 31, 1993	486,940.00
		Total 2472		Total	5,002,778.00
		Land Area 4.00 Sq. Miles			
		Net Valuation Taxable-Municipal			
		Net Valuation Taxable-County			
		State Equalized Valuation			
		State Equalization Ratio			

1421

Population 1990 15,600
 Population 1993 17,643
 S & P Rating A+
 Moody Rating A1

General Tax Rate Per \$100. 3.03
 State Equalized Tax Rate 1.82

MONTVILLE TWP. - MORRIS CO.
 Form of Government:
Special Charter (P.L. 1974 c. 95)
 Number of Members on Governing Body - 5

PER CAPITA:
 Grass Debt 1,009.56
 Net Debt 979.98
 Debt Service 75.16
 Total Tax Levy 1,832.89
 Municipal Expenditures 583.98

PER CENT:
 Grass Debt 1.04
 Net Debt 1.01
 Tax Levy Collected 97.02
 Tax Levy Cancelled, Abated or Adjusted .57

EXPENDITURES		REVENUES-REALIZED		1993 PROPERTY TAX	
GENERAL GOVERNMENT				STATE EQUALIZED TAX RATE	
Governing Body & Public Boards	37,360.00	1993 Property Taxes Collected		Local District School Taxes	1.27
Municipal Clerk	140,222.16	1993 Payments in Lieu of Taxes		Regional & Consolidated School Tax	
Financial Administration	137,007.73	Delinquent Tax & Lien Collections		School Taxes in Municipal Budget	
Assessment of Taxes	56,424.00	Business Personalty Replacement Taxes		County Taxes	.31
Collection of Taxes	90,032.88	Taxes From Public Utilities		County Library Taxes	
Planning, Housing & Development	123,939.47	Other Miscellaneous Tax Revenues		Local Municipal Purpose Taxes	.23
Human Resources	158,922.58	State Aid Revenues		Veteran & Senior Citizen Taxes	
Elections	4,861.31	Federal Aid Revenues		Total Taxes for Rate Computation	1.81
General Administration (other)	685,313.84	Sale of Acquired Property		Special District Taxes	
JUDICIARY		Other Miscellaneous Revenues		Bank Corp. Taxes	
Municipal Courts	97,766.60	Total		Added and Omitted Taxes	
PUBLIC SAFETY		Prior Years Surplus Appropriated		Total Taxes Levied - ABSTRACT	
Fire Protection	2,184,211.76	REVENUES		Total Taxes Billed	
Police Protection	1,050.00	Reserve For Uncollected Taxes		1993 TAXES COLLECTED	
Civil Defense & Disaster Control	130,905.00	CAPITAL OUTLAY		1993 Taxes Cancelled, Abated or Adjusted	
Environmental Inspection & Control		TOTAL		Transfer to Tax Title Liens or Foreclosed	
Other Public Safety				Balance Outstanding Dec. 31, 1993	
PUBLIC WORKS				PRIOR YEARS TAXES OUTSTANDING	
Streets and Drainage	805,501.13	Public Enterprises		Balance January 1, 1993	
Sewers and Sewage Processing	605,275.00	Recreation-Culture		Collected in 1993	
Garbage and Trash Disposal	99,000.00	Public Works		Cancelled, Abated or Adjusted 1993	
Public Buildings and Grounds	168,692.21	Buildings and Grounds		Transfers to Tax Title Liens or Foreclosed	
Other Public Works		Library and Education		Balance December 31, 1993	
HEALTH and WELFARE		Conservation		TAX TITLE LIENS OUTSTANDING	
Health Services Except Environmental	269,833.30	All Other		Balance January 1, 1993	
Welfare-Public Assistance	7,014.81	CAPITAL DEBT AUTHORIZED, DECEMBER 31, 1993		Transfer From Taxes	
Hospital, Clinics, First Aid	9,000.00	ISSUED AND UNISSUED		Redeemed In 1993	
Animal, Insect, & Rodent Control	3,000.00	GROSS DEBT		Cancelled, Abated or Adjusted (1993)	
Other Welfare Services		NET DEBT		Transfer to Foreclosed Property	
RECREATION and CONSERVATION				Balance December 31, 1993	
Beaches and Boardwalks				PROPERTY ACQUIRED BY DEED OR FORECLOSURE	
Parks, Playgrounds, Shade Trees	941.00			Balance January 1, 1993	
Land Reclamation & Conservation	140,652.54			Transfers From Taxes or Liens	
Other Recreational Services				Sale For Cash (1993)	
EDUCATION (excluding schools)				Cancelled, Abated or Adjusted (1993)	
Libraries	577,009.51			Balance December 31, 1993	
Other Educational Services	5,000.00			CURRENT FINANCES DECEMBER 31, 1993	
STATUTORY EXPENDITURES				ASSETS	
Pensions & F. I. C. A.	414,020.00			Cash Dec. 31, 1993	
Employee Fringe Benefits	629,969.72			Taxes Receivable	
Other Statutory Expenditures	100.00			Tax Title Liens	
CETA And Other Public Employment Programs				Foreclosed Property	
MUNICIPAL FUNCTIONS				Emergencies & Other Deferred Charges	
CAPITAL IMPROVEMENTS				State and Federal Aid Receivable	
DEBT SERVICE				Other Receivables	
Principal Payments	550,000.00			Total	
Interest Payments	775,999.00			LIABILITIES, RESERVES, AND SURPLUS	
DEFERRED CHARGES				Cash Liabilities	
SCHOOL, COUNTY, SPECIAL DISTRICT TAXES	31.20			Reserves for Receivables	
RESERVE FOR UNCOLLECTED TAXES	27,576,365.88			Surplus Dec. 31, 1993	
EXPENDITURES				Total	
TOTAL	37,985,422.63				

0237

Population 1990 2,317
 Population 1993 2,915
 S & P Rating AAA
 Moody Rating A

General Tax Rate Per \$100. 1.43
 State Equalized Tax Rate 1.26

MOONACHIE BORO. - BERGEN CO.

Form of Government:

Borough Council

Number of Members on Governing Body - 6

PER CAPITA:

Gross Debt 293.47
 Net Debt 195.53
 Debt Service 9.40
 Total Tax Levy 2,096.26
 Municipal Expenditures 1,096.32

PER CENT:

Gross Debt .16
 Net Debt .11
 Tax Levy Collected 95.18
 Tax Levy Cancelled, Abated or Adjusted .14

EXPENDITURES		REVENUES-REALIZED		1993 PROPERTY TAX	
GENERAL GOVERNMENT				STATE EQUALIZED TAX RATE .68	
Governing Body & Public Boards	21,430.00	1993 Property Taxes Collected 5,833,977.00		Local District School Taxes	3,303,109.00
Municipal Clerk		1993 Payments in Lieu of Taxes 16,336.00		Regional & Consolidated School Tax	
Financial Administration	70,722.00	Delinquent Tax & Lien Collections 127,050.00		School Taxes in Municipal Budget	
Assessment of Taxes	122,592.00	Business Personalty Replacement Taxes 146,717.00		County Taxes	1,228,659.83
Collection of Taxes	11,664.00	Taxes From Public Utilities 438,689.00		County Library Taxes	
Planning, Housing & Development	9,224.00	Other Miscellaneous Tax Revenues		Local Municipal Purpose Taxes	1,563,803.00
Human Resources	36,874.00	State Aid Revenues 218,871.00		Veteran & Senior Citizen Taxes	31,350.00
Elections	1,546.00	Federal Aid Revenues 54,750.00		Total Taxes for Rate Computation	6,126,921.83
General Administration (other)	292,244.00	Sale of Acquired Property		Special District Taxes	
JUDICIARY		Other Miscellaneous Revenues		Bank Corp. Taxes	
Municipal Courts	46,698.00	Total 7,174,729.00		Added and Omitted Taxes	9,195.00
PUBLIC SAFETY		Prior Years Surplus Appropriated 579,426.00		Total Taxes Levied - ABSTRACT	6,104,766.83
Fire Protection	155,752.00	REVENUES .TOTAL 7,754,155.00		Total Taxes Billed	6,129,680.00
Police Protection	1,180,955.00	Reserve For Uncollected Taxes 229,582.00		1993 TAXES COLLECTED	5,833,977.00
Civil Defense & Disaster Control	4,100.00	CAPITAL OUTLAY TOTAL 492,180.00		1993 Taxes Cancelled, Abated or Adjusted	8,459.00
Environmental Inspection & Control	52,984.00	Public Enterprises 55,309.00		Transfer to Tax Title Liens or Foreclosed	7,033.00
Other Public Safety		Recreation-Culture		Balance Outstanding Dec. 31, 1993	280,211.00
PUBLIC WORKS		Public Works 51,905.00		PRIOR YEARS TAXES OUTSTANDING	
Streets and Drainage	154,752.00	Buildings and Grounds 384,966.00		Balance January 1, 1993	126,575.00
Sewers and Sewage Processing	10,000.00	Library and Education		Collected in 1993	122,732.00
Garbage and Trash Disposal	167,926.00	Conservation		Cancelled, Abated or Adjusted 1993	6.00
Public Buildings and Grounds	45,000.00	All Other		Transfers to Tax Title Liens or Foreclosed	3,631.00
Other Public Works	3,003.00	CAPITAL DEBT AUTHORIZED, DECEMBER 31, 1993		Balance December 31, 1993	206.00
HEALTH and WELFARE		ISSUED AND UNISSUED GROSS DEBT NET DEBT		TAX TITLE LIENS OUTSTANDING	
Health Services Except Environmental	29,097.00	School 247,600		Balance January 1, 1993	4,859.00
Welfare-Public Assistance		Self-Liquidating 569,975		Transfer From Taxes	11,333.00
Hospital, Clinics, First Aid		Other 817,575		Redeemed In 1993	4,318.00
Animal, Insect, & Rodent Control		Total 1,634,150		Cancelled, Abated or Adjusted (1993)	
Other Welfare Services		ISSUED AND OUTSTANDING		Transfer to Foreclosed Property	
RECREATION and CONSERVATION		School 247,600.00		Balance December 31, 1993	11,874.00
Beaches and Boardwalks		Self-Liquidating 569,910.00		PROPERTY ACQUIRED BY DEED OR	
Parks, Playgrounds, Shade Trees	27,718.00	Other 817,510.00		FORECLOSURE	
Land Reclamation & Conservation	108,291.00	Total 1,634,020		Balance January 1, 1993	2,850.00
Other Recreational Services	2,400.00	EQUALIZED VALUATION BASIS FOR NET DEBT COMPUTATION 501,914,503		Transfers From Taxes or Liens	
EDUCATION (excluding schools)		REAL PROPERTY VALUATIONS		Sale For Cash (1993)	
Libraries		Code Class # of Parcels % VAL'N ASSESSED VALUATION		Cancelled, Abated or Adjusted (1993)	
Other Educational Services		1 Vacant Land 35 2.39 10,187,800.00		Balance December 31, 1993	2,850.00
STATUTORY EXPENDITURES		2 Residential 582 23.28 99,370,000.00		CURRENT FINANCES DECEMBER 31, 1993	
Pensions & F. I. C. A.	122,112.00	3 Farm 32 6.95 29,642,500.00		ASSETS	
Employee Fringe Benefits	214,800.00	4a Commercial 142 67.22 286,864,700.00		Cash Dec. 31, 1993	1,519,387.00
Other Statutory Expenditures		4b Industrial 7 .17 712,200.00		Taxes Receivable	290,417.00
CETA And Other Public Employment Programs		4c Apartments 798 426,777,200.00		Tax Title Liens	11,874.00
MUNICIPAL FUNCTIONS TOTAL 2,891,871.00		Total Land Area 1.60 Sq. Miles 428,005,909		Foreclosed Property	2,850.00
CAPITAL IMPROVEMENTS *MEMO* 50,000.00		Net Valuation Taxable-Municipal 441,022,012		Emergencies & Other Deferred Charges	156,671.00
DEBT SERVICE		Net Valuation Taxable-County 487,473,667		State and Federal Aid Receivable	14,708.00
Principal Payments 15,790.00		State Equalized Valuation 37.77		Other Receivables	16,498.00
Interest Payments 11,603.00				Total	2,002,405.00
DEFERRED CHARGES 48,376.00				LIABILITIES, RESERVES, AND SURPLUS	
SCHOOL, COUNTY, SPECIAL DISTRICT TAXES 4,531,758.83				Cash Liabilities	870,371.00
RESERVE FOR UNCOLLECTED TAXES 229,582.00				Reserves for Receivables	311,639.00
EXPENDITURES TOTAL 7,728,995.83				Surplus Dec. 31, 1993	820,395.00
				Total	2,002,405.00

0322

Population 1990 **16,116**
 Population 1993 **16,094**
 S & P Rating
 Moody Rating **AAA**

General Tax Rate Per \$100. **2.51**
 State Equalized Tax Rate **2.31**

MOORESTOWN TOWNSHIP - BURLINGTON CO.

Form of Government:
Council-Manager Plan E (OMCL 50)
 Number of Members on Governing Body - 5

PER CAPITA
 Gross Debt **2,707.96**
 Net Debt **1,655.88**
 Debt Service **101.16**
 Total Tax Levy **2,254.35**
 Municipal Expenditures **782.69**

PER CENT:
 Gross Debt **2.89**
 Net Debt **1.77**
 Tax Levy Collected **96.56**
 Tax Levy Cancelled, Abated or Adjusted **.58**

EXPENDITURES		REVENUES-REALIZED		1993 PROPERTY TAX	
GENERAL GOVERNMENT				STATE EQUALIZED TAX RATE	
Governing Body & Public Boards	20,100.00	1993 Property Taxes Collected	35,046,346.00	Local District School Taxes	1.42
Municipal Clerk		1993 Payments in Lieu of Taxes		Regional & Consolidated School Tax	
Financial Administration	106,933.00	Delinquent Tax & Lien Collections	808,478.00	School Taxes in Municipal Budget	
Assessment of Taxes	63,935.00	Business Personalty Replacement Taxes	469,750.00	County Taxes	.54
Collection of Taxes	81,847.00	Taxes From Public Utilities	1,414,205.00	County Library Taxes	
Planning, Housing & Development	8,300.00	Other Miscellaneous Tax Revenues	17,154.00	Local Municipal Purpose Taxes	.35
Human Resources	117,210.00	State Aid Revenues	883,673.00	Veteran & Senior Citizen Taxes	
Elections		Federal Aid Revenues		Total Taxes for Rate Computation	2.31
General Administration (other)	1,027,289.00			Special District Taxes	
JUDICIARY		Sale of Acquired Property		Bank Corp. Taxes	
Municipal Courts	119,587.00	Other Miscellaneous Revenues	1,266,235.00	Added and Omitted Taxes	
PUBLIC SAFETY		Total	39,905,841.00	Total Taxes Levied - ABSTRACT	
Fire Protection		Prior Years Surplus Appropriated	2,632,171.00	Total Taxes Billed	36,281,492.56
Police Protection	2,261,633.00	REVENUES	TOTAL	1993 TAXES COLLECTED	35,046,346.00
Civil Defense & Disaster Control		Reserve For Uncollected Taxes	1,859,956.00	1993 Taxes Cancelled, Abated or Adjusted	211,069.00
Environmental Inspection & Control	115,090.00	CAPITAL OUTLAY	TOTAL	Transfer to Tax Title Liens or Foreclosed	33,133.00
Other Public Safety			6,761,379.00	Balance Outstanding Dec. 31, 1993	1,002,668.00
PUBLIC WORKS		Public Enterprises	1,170,220.00	PRIOR YEARS TAXES OUTSTANDING	
Streets and Drainage	659,733.00	Recreation-Culture	42,452.00	Balance January 1, 1993	1,335,999.00
Sewers and Sewage Processing	870,686.00	Public Works	1,823,864.00	Collected in 1993	801,926.00
Garbage and Trash Disposal		Buildings and Grounds	3,719,843.00	Cancelled, Abated or Adjusted 1993	523,515.00
Public Buildings and Grounds	323,878.00	Library and Education		Transfers to Tax Title Liens or Foreclosed	6,996.00
Other Public Works	481,582.00	Conservation		Balance December 31, 1993	3,562.00
HEALTH and WELFARE		All Other		TAX TITLE LIENS OUTSTANDING	
Health Services Except Environmental		CAPITAL DEBT AUTHORIZED, DECEMBER 31, 1993		Balance January 1, 1993	191,732.00
Welfare-Public Assistance		ISSUED AND UNISSUED	GROSS DEBT	Transfer From Taxes	40,129.00
Hospital, Clinics, First Aid		School	9,701,000	Redeemed In 1993	6,552.00
Animal, Insect, & Rodent Control	9,500.00	Self-Liquidating	19,758,034	Cancelled, Abated or Adjusted (1993)	3,280.00
Other Welfare Services	3,815.00	Other	14,122,827	Transfer to Foreclosed Property	
RECREATION and CONSERVATION		Total	43,581,861	Balance December 31, 1993	222,029.00
Beaches and Boardwalks		ISSUED AND OUTSTANDING		PROPERTY ACQUIRED BY DEED OR FORECLOSURE	
Parks, Playgrounds, Shade Trees	558,992.00	School	9,701,000.00	Balance January 1, 1993	139,567.00
Land Reclamation & Conservation	19,594.00	Self-Liquidating	18,568,325.00	Transfers From Taxes or Liens	
Other Recreational Services	163,680.00	Other	13,614,675.00	Sale For Cash (1993)	
EDUCATION (excluding schools)		Total	41,884,000.00	Cancelled, Abated or Adjusted (1993)	
Libraries	719,100.00	EQUALIZED VALUATION BASIS		Balance December 31, 1993	139,567.00
Other Educational Services	1,000.00	FOR NET DEBT COMPUTATION	1,508,993,744	CURRENT FINANCES DECEMBER 31, 1993	
STATUTORY EXPENDITURES		REAL PROPERTY VALUATIONS		ASSETS	
Pensions & F. I. C. A.	547,280.00	Code Class # of Parcels % VAL'N	ASSESSED VALUATION	Cash Dec. 31, 1993	9,506,751.00
Employee Fringe Benefits	694,100.00	1 Vacant Land 452 2.90	38,295,300.00	Taxes Receivable	1,006,230.00
Other Statutory Expenditures		2 Residential 5182 66.51	909,308,300.00	Tax Title Liens	222,029.00
CETA And Other Public Employment Programs		3 Farm 209 1.39	18,995,700.00	Foreclosed Property	139,567.00
MUNICIPAL FUNCTIONS		4a Commercial 253 18.71	255,855,500.00	Emergencies & Other Deferred Charges	
CAPITAL IMPROVEMENTS	*MEMO*	4b Industrial 56 9.34	127,736,400.00	State and Federal Aid Receivable	1,283.00
DEBT SERVICE		4c Apartments 18 1.24	16,997,200.00	Other Receivables	370,237.00
Principal Payments	829,507.00	Total	1,367,188,400.00	Total	11,246,097.00
Interest Payments	798,635.00	Land Area 15.18 Sq. Miles		LIABILITIES, RESERVES, AND SURPLUS	
DEFERRED CHARGES		Net Valuation Taxable-Municipal	1,390,946,927	Cash Liabilities	5,420,567.00
SCHOOL, COUNTY, SPECIAL DISTRICT TAXES	30,626,400.56	Net Valuation Taxable-County	1,562,092,782	Reserves for Receivables	1,732,521.00
RESERVE FOR UNCOLLECTED TAXES	1,859,956.00	State Equalized Valuation	1,509,671,363	Surplus Dec. 31, 1993	4,093,009.00
EXPENDITURES	TOTAL	State Equalization Ratio	92.01	Total	11,246,097.00
	43,222,990.56				

1422

Population 1990 19,952
 Population 1993 20,148
 S & P Rating
 Moody Rating AA

General Tax Rate Per \$100. 1.59
 State Equalized Tax Rate 1.61

MORRIS TOWNSHIP - MORRIS COUNTY

Form of Government:
Township Committee
 Number of Members on Governing Body - 5

PER CAPITA:

Gross Debt 3,469.62
 Net Debt 643.21
 Debt Service 69.05
 Total Tax Levy 2,189.71
 Municipal Expenditures 930.23

PER CENT:

Gross Debt 2.60
 Net Debt .43
 Tax Levy Collected 96.96
 Tax Levy Cancelled, Abated or Adjusted .22

EXPENDITURES		REVENUES-REALIZED		1993 PROPERTY TAX	
GENERAL GOVERNMENT				STATE EQUALIZED TAX RATE →	
Governing Body & Public Boards	50,000.00	1993 Property Taxes Collected	42,851,398.36	Local District School Taxes	
Municipal Clerk	153,032.00	1993 Payments in Lieu of Taxes	14,604.00	Regional & Consolidated School Tax	
Financial Administration	164,251.00	Delinquent Tax & Lien Collections	1,202,910.10	School Taxes in Municipal Budget	.91 * 24,640,423.96
Assessment of Taxes	91,007.00	Business Personalty Replacement Taxes	441,263.72	County Taxes	.30 8,081,668.17
Collection of Taxes	87,356.00	Taxes From Public Utilities	1,601,634.00	County Library Taxes	
Planning, Housing & Development	139,267.00	Other Miscellaneous Tax Revenues	1,995,701.27	Local Municipal Purpose Taxes	.41 11,103,470.70
Human Resources	250,755.44	State Aid Revenues	810,212.47	Veteran & Senior Citizen Taxes	88,900.00
Elections	9,700.00	Federal Aid Revenues		Total Taxes for Rate Computation	1.62 43,914,462.83
General Administration (other)	1,427,576.00			Special District Taxes	
JUDICIARY		Sale of Acquired Property	1,730,667.22	Bank Corp. Taxes	
Municipal Courts	134,719.94	Other Miscellaneous Revenues	50,648,391.14	Added and Omitted Taxes	292,661.35
PUBLIC SAFETY		Total	50,648,391.14	Total Taxes Levied - ABSTRACT	44,118,224.18
Fire Protection	1,475,944.00	Prior Years Surplus Appropriated	825,000.00	Total Taxes Billed	44,193,794.81
Police Protection	3,072,991.26	REVENUES TOTAL	51,473,391.14	1993 TAXES COLLECTED	42,851,398.36
Civil Defense & Disaster Control	13,800.00	Reserve For Uncollected Taxes	1,793,606.05	1993 Taxes Cancelled, Abated or Adjusted	96,678.26
Environmental Inspection & Control	793,942.00	CAPITAL OUTLAY TOTAL	1,185,174.90	Transfer to Tax Title Liens or Foreclosed	195,394.39
Other Public Safety				Balance Outstanding Dec. 31, 1993	1,050,323.80
PUBLIC WORKS		Public Enterprises	12,653.68	PRIOR YEARS TAXES OUTSTANDING	
Streets and Drainage	1,760,899.00	Recreation-Culture	370,921.31	Balance January 1, 1993	1,277,758.84
Sewers and Sewage Processing	2,009,914.00	Public Works	386,554.07	Collected in 1993	1,181,048.58
Garbage and Trash Disposal	350,057.00	Buildings and Grounds	398,449.88	Cancelled, Abated or Adjusted 1993	76,071.60
Public Buildings and Grounds		Library and Education	16,595.96	Transfers to Tax Title Liens or Foreclosed	6,110.38
Other Public Works		Conservation		Balance December 31, 1993	14,528.28
HEALTH and WELFARE		All Other		TAX TITLE LIENS OUTSTANDING	
Health Services Except Environmental	191,629.00			Balance January 1, 1993	604,995.92
Welfare-Public Assistance	26,448.00			Transfer From Taxes	202,614.19
Hospital, Clinics, First Aid				Redeemed In 1993	21,861.52
Animal, Insect, & Rodent Control	8,000.00			Cancelled, Abated or Adjusted (1993)	7,850.43
Other Welfare Services				Transfer to Foreclosed Property	
RECREATION and CONSERVATION				Balance December 31, 1993	777,898.16
Beaches and Boardwalks	414,805.00			PROPERTY ACQUIRED BY DEED OR FORECLOSURE	
Parks, Playgrounds, Shade Trees	1,480.00			Balance January 1, 1993	36,475.00
Land Reclamation & Conservation	2,085.00			Transfers From Taxes or Liens	
Other Recreational Services				Sale For Cash (1993)	
EDUCATION (excluding schools)				Cancelled, Abated or Adjusted (1993)	
Libraries	891,703.20			Balance December 31, 1993	36,475.00
Other Educational Services	2,000.00			CURRENT FINANCES DECEMBER 31, 1993	
STATUTORY EXPENDITURES				ASSETS	
Pensions & F. I. C. A.	1,055,000.83			Cash Dec. 31, 1993	5,437,376.97
Employee Fringe Benefits	972,000.00			Taxes Receivable	1,064,852.08
Other Statutory Expenditures				Tax Title Liens	777,898.16
CETA And Other Public Employment Programs	15,547,362.67			Foreclosed Property	36,475.00
MUNICIPAL FUNCTIONS TOTAL	100,000.00			Emergencies & Other Deferred Charges	420,000.00
CAPITAL IMPROVEMENTS *ME 90*				State and Federal Aid Receivable	
DEBT SERVICE				Other Receivables	171,153.82
Principal Payments	725,000.00			Total	7,907,756.03
Interest Payments	666,261.27			LIABILITIES, RESERVES, AND SURPLUS	
DEFERRED CHARGES				Cash Liabilities	3,355,576.56
SCHOOL, COUNTY, SPECIAL DISTRICT TAXES	32,722,092.13			Reserves for Receivables	2,050,379.06
RESERVE FOR UNCOLLECTED TAXES	1,793,606.05			Surplus Dec. 31, 1993	2,501,800.41
EXPENDITURES TOTAL	51,464,322.12			Total	7,907,756.03

1423

Population 1990 5,219
 Population 1993 5,325
 S & P Rating
 Moody Rating AA

General Tax Rate Per \$100. 4.00
 State Equalized Tax Rate 1.97

MORRIS PLAINS BOROUGH - MORRIS CO.

Form of Government:
Borough Council

Number of Members on Governing Body - 6

PER CAPITA:

Gross Debt 887.62
 Net Debt 887.62
 Debt Service 128.39
 Total Tax Levy 2,769.77
 Municipal Expenditures 1,366.00

PER CENT:

Gross Debt .63
 Net Debt .63
 Tax Levy Collected 95.74
 Tax Levy Cancelled, Abated or Adjusted 2.02

EXPENDITURES		REVENUES-REALIZED		1993 PROPERTY TAX	
GENERAL GOVERNMENT				STATE EQUALIZED TAX RATE	
Governing Body & Public Boards		1993 Property Taxes Collected	16,357,405.50	Local District School Taxes .99	7,512,354.00
Municipal Clerk		1993 Payments in Lieu of Taxes		Regional & Consolidated School Tax	
Financial Administration	111,598.00	Delinquent Tax & Lien Collections	165,921.93	School Taxes in Municipal Budget	
Assessment of Taxes	27,201.00	Business Personalty Replacement Taxes	244,213.88	County Taxes .29 *	2,200,533.16
Collection of Taxes	38,593.00	Taxes From Public Utilities	501,795.00	County Library Taxes	
Planning, Housing & Development	64,643.00	Other Miscellaneous Tax Revenues		Local Municipal Purpose Taxes .66	5,006,457.49
Human Resources		State Aid Revenues	184,649.99	Veteran & Senior Citizen Taxes	37,550.00
Elections	2,500.00	Federal Aid Revenues		Total Taxes for Rate Computation 1.94	14,756,894.65
General Administration (other)	454,713.18			Special District Taxes	
JUDICIARY		Sale of Acquired Property		Bank Corp. Taxes	
Municipal Courts	98,303.00	Other Miscellaneous Revenues	458,355.83	Added and Omitted Taxes	29,660.28
PUBLIC SAFETY		Total	15,912,342.13	Total Taxes Levied - ABSTRACT	14,749,004.93
Fire Protection	79,325.00	Prior Years Surplus Appropriated	881,000.00	Total Taxes Billed	14,995,955.11
Police Protection	1,231,735.00	REVENUES .TOTAL	16,793,342.13	1993 TAXES COLLECTED	14,357,405.50
Civil Defense & Disaster Control	2,100.00	Reserve For Uncollected Taxes	742,638.67	1993 Taxes Cancelled, Abated or Adjusted	302,993.88
Environmental Inspection & Control	72,409.00	CAPITAL OUTLAY	TOTAL	Transfer to Tax Title Liens or Foreclosed	6,920.00
Other Public Safety			1,275,502.87	Balance Outstanding Dec. 31, 1993	328,635.73
PUBLIC WORKS		Public Enterprises		PRIOR YEARS TAXES OUTSTANDING	
Streets and Drainage	779,694.00	Recreation-Culture	11,085.00	Balance January 1, 1993	171,753.20
Sewers and Sewage Processing	1,514,392.00	Public Works	216,588.36	Collected in 1993	165,921.93
Gorbage and Trash Disposal	491,600.00	Buildings and Grounds	1,047,829.51	Cancelled, Abated or Adjusted 1993	
Public Buildings and Grounds	103,525.00	Library and Education		Transfers to Tax Title Liens or Foreclosed	3,648.23
Other Public Works		Conservation		Balance December 31, 1993	2,183.04
HEALTH and WELFARE		All Other		TAX TITLE LIENS OUTSTANDING	
Health Services Except Environmental	30,542.00			Balance January 1, 1993	21,046.07
Welfare-Public Assistance	1,510.00	CAPITAL DEBT AUTHORIZED, DECEMBER 31, 1993		Transfer From Taxes	8,708.52
Hospital, Clinics, First Aid		ISSUED AND UNISSUED	GROSS DEBT	Redeemed In 1993	
Animal, Insect, & Rodent Control		School		Cancelled, Abated or Adjusted (1993)	
Other Welfare Services		Self-Liquidating		Transfer to Foreclosed Property	21,046.07
RECREATION and CONSERVATION		Other	4,726,555	Balance December 31, 1993	8,708.52
Beaches and Boardwalks		Total	4,726,555	PROPERTY ACQUIRED BY DEED OR FORECLOSURE	
Parks, Playgrounds, Shade Trees	37,579.00	ISSUED AND OUTSTANDING		Balance January 1, 1993	247,767.93
Land Reclamation & Conservation		School		Transfers From Taxes or Liens	23,962.07
Other Recreational Services	73,210.00	Self-Liquidating		Sale For Cash (1993)	
EDUCATION (excluding schools)		Other		Cancelled, Abated or Adjusted (1993)	
Libraries	51,000.00	Total	4,197,600.00	Balance December 31, 1993	271,730.00
Other Educational Services		EQUALIZED VALUATION BASIS	754,028,327	CURRENT FINANCES DECEMBER 31, 1993	
STATUTORY EXPENDITURES		FOR NET DEBT COMPUTATION		ASSETS	
Pensions & F. I. C. A.	312,515.00	REAL PROPERTY VALUATIONS		Cash Dec. 31, 1993	1,393,987.10
Employee Fringe Benefits	268,940.82	Code Class # of Parcels % VAL'N	ASSESSED VALUATION	Taxes Receivable	330,818.77
Other Statutory Expenditures		1 Vacant Land 127 1.09	4,058,700.00	Tax Title Liens	8,708.52
CETA And Other Public Employment Programs		2 Residential 1898 53.55	199,411,505.00	Foreclosed Property	271,730.00
MUNICIPAL FUNCTIONS		3 Farm		Emergencies & Other Deferred Charges	2,575.00
CAPITAL IMPROVEMENTS		4a Commercial 95 37.55	139,840,124.00	State and Federal Aid Receivable	1,854.43
DEBT SERVICE		4b Industrial 4 7.81	29,088,407.00	Other Receivables	18,219.59
Principal Payments	515,000.00	4c Apartments		Total	2,027,893.41
Interest Payments	168,671.00	Total 2124	372,398,736.00	LIABILITIES, RESERVES, AND SURPLUS	
DEFERRED CHARGES		Land Area 2.60 Sq. Miles		Cash Liabilities	906,063.26
SCHOOL, COUNTY, SPECIAL DISTRICT TAXES	9,712,887.16	Net Valuation Taxable-Municipal	374,157,371	Reserves for Receivables	629,476.88
RESERVE FOR UNCOLLECTED TAXES	742,638.67	Net Valuation Taxable-County	769,103,735	Surplus Dec. 31, 1993	492,353.27
EXPENDITURES	TOTAL	State Equalized Valuation	756,366,003	Total	2,027,893.41
	16,985,824.83	State Equalization Ratio	49.35		

1424

Population 1990 16,189
 Population 1993 16,253
 S & P Rating AAA
 Moody Rating A1

General Tax Rate Per \$100. 2.13
 State Equalized Tax Rate 2.10

MORRISTOWN TOWN - MORRIS COUNTY

Form of Government:

Mayor-Council Plan F (OMCL 50)

Number of Members on Governing Body - 7

PER CAPITA:

Gross Debt 9,804.62
 Net Debt 2,122.34
 Debt Service 570.82
 Total Tax Levy 1,693.77
 Municipal Expenditures 1,788.46

PER CENT:

Gross Debt 11.96
 Net Debt 2.59
 Tax Levy Collected 94.09
 Tax Levy Cancelled, Abated or Adjusted 1.95

EXPENDITURES		REVENUES-REALIZED		1993 PROPERTY TAX	
GENERAL GOVERNMENT				STATE EQUALIZED TAX RATE →	
Governing Body & Public Boards		1993 Property Taxes Collected		Local District School Taxes	
Municipal Clerk	302,583.00	1993 Payments in Lieu of Taxes		Regional & Consolidated School Tax	
Financial Administration	251,398.00	Delinquent Tax & Lien Collections		School Taxes in Municipal Budget	1.00
Assessment of Taxes	143,939.00	Business Personalty Replacement Taxes		County Taxes	.34
Collection of Taxes	174,756.00	Taxes From Public Utilities		County Library Taxes	
Planning, Housing & Development	151,348.00	Other Miscellaneous Tax Revenues		Local Municipal Purpose Taxes	.79
Human Resources	160,025.00	State Aid Revenues		Veteran & Senior Citizen Taxes	
Elections	16,522.00	Federal Aid Revenues		Total Taxes for Rate Computation	2.13
General Administration (other)	1,644,647.00			Special District Taxes	
JUDICIARY		Sale of Acquired Property		Bank Corp. Taxes	
Municipal Courts	465,450.00	Other Miscellaneous Revenues		Added and Omitted Taxes	17,158.82
PUBLIC SAFETY		Total		Total Taxes Levied - ABSTRACT	27,528,839.79
Fire Protection	1,951,998.00	Prior Years Surplus Appropriated		Total Taxes Billed	27,006,661.76
Police Protection	4,128,797.00	REVENUES TOTAL		1993 TAXES COLLECTED	25,408,061.71
Civil Defense & Disaster Control	1,000.00	Reserve For Uncollected Taxes		1993 Taxes Cancelled, Abated or Adjusted	527,196.06
Environmental Inspection & Control	251,727.00	CAPITAL OUTLAY TOTAL		Transfer to Tax Title Liens or Foreclosed	141,938.94
Other Public Safety				Balance Outstanding Dec. 31, 1993	929,465.05
PUBLIC WORKS		Public Enterprises		PRIOR YEARS TAXES OUTSTANDING	
Streets and Drainage		Recreation-Culture		Balance January 1, 1993	2,080,906.69
Sewers and Sewage Processing		Public Works		Collected in 1993	1,340,893.64
Garbage and Trash Disposal		Buildings and Grounds		Cancelled, Abated or Adjusted 1993	37,452.66
Public Buildings and Grounds	565,572.00	Library and Education		Transfers to Tax Title Liens or Foreclosed	2,389.90
Other Public Works	4,799,066.25	Conservation		Balance December 31, 1993	700,170.49
HEALTH and WELFARE		All Other		TAX TITLE LIENS OUTSTANDING	
Health Services Except Environmental	236,698.00	CAPITAL DEBT AUTHORIZED, DECEMBER 31, 1993		Balance January 1, 1993	183,859.57
Welfare-Public Assistance	258,032.00	ISSUED AND UNISSUED		Transfer From Taxes	145,758.79
Hospital, Clinics, First Aid		GROSS DEBT		Redeemed in 1993	28,386.51
Animal, Insect, & Rodent Control	45,767.00	NET DEBT		Cancelled, Abated or Adjusted (1993)	
Other Welfare Services	1,400.00	SCHOOL		Transfer to Foreclosed Property	
RECREATION and CONSERVATION		Self-Liquidating		Balance December 31, 1993	301,231.85
Beaches and Boardwalks		Other		PROPERTY ACQUIRED BY DEED OR	
Parks, Playgrounds, Shade Trees		Total		FORECLOSURE	
Land Reclamation & Conservation	12,000.00	ISSUED AND OUTSTANDING		Balance January 1, 1993	113,100.00
Other Recreational Services	311,875.00	SCHOOL		Transfers From Taxes or Liens	
EDUCATION (excluding schools)		Self-Liquidating		Sale For Cash (1993)	
Libraries	451,550.00	Other		Cancelled, Abated or Adjusted (1993)	
Other Educational Services		Total		Balance December 31, 1993	113,100.00
STATUTORY EXPENDITURES		EQUALIZED VALUATION BASIS		CURRENT FINANCES DECEMBER 31, 1993	
Pensions & F. I. C. A.	486,878.00	FOR NET DEBT COMPUTATION		ASSETS	
Employee Fringe Benefits	1,370,318.00	REAL PROPERTY VALUATIONS		Cash Dec. 31, 1993	5,594,816.23
Other Statutory Expenditures		Code Class # of Parcels % VAL'N		Taxes Receivable	1,629,635.54
CETA And Other Public Employment Programs		1 Vacant Land 125 .90		Tax Title Liens	301,231.85
MUNICIPAL FUNCTIONS TOTAL	18,183,346.25	2 Residential 3181 46.78		Foreclosed Property	113,100.00
CAPITAL IMPROVEMENTS *MEMO*		3 Farm		Emergencies & Other Deferred Charges	35,602.00
DEBT SERVICE		4a Commercial 555 43.51		State and Federal Aid Receivable	
Principal Payments	4,797,271.18	4b Industrial 14 1.29		Other Receivables	1,487,711.47
Interest Payments	4,480,297.22	4c Apartments 58 7.52		Total	9,162,097.09
DEFERRED CHARGES	152,000.00	Total 3933		LIABILITIES, RESERVES, AND SURPLUS	
SCHOOL, COUNTY, SPECIAL DISTRICT TAXES	17,308,010.97	Land Area 2.86 Sq. Miles		Cash Liabilities	3,272,108.23
RESERVE FOR UNCOLLECTED TAXES	1,454,917.00	Net Valuation Taxable-Municipal		Reserves for Receivables	3,531,678.86
EXPENDITURES TOTAL	46,375,842.62	Net Valuation Taxable-County		Surplus Dec. 31, 1993	2,358,310.00
		State Equalized Valuation		Total	9,162,097.09
		State Equalization Ratio			

Population 1990 3,630
 Population 1993 3,871
 S & P Rating
 Moody Rating

General Tax Rate Per \$100. 2.55
 State Equalized Tax Rate 2.63

MOUNT ARLINGTON BORO. - MORRIS CO.

Form of Government
 Borough Council

Number of Members on Governing Body - 6

PER CAPITA:

Grass Debt 3,469.26
 Net Debt 3,426.99
 Debt Service 59.17
 Total Tax Levy 1,464.10
 Municipal Expenditures 693.69

PER CENT:

Grass Debt 6.26
 Net Debt 6.19
 Tax Levy Collected 94.26
 Tax Levy Cancelled, Abated or Adjusted .50

EXPENDITURES		REVENUES-REALIZED		1993 PROPERTY TAX	
GENERAL GOVERNMENT		1993 Property Taxes Collected		STATE EQUALIZED TAX RATE	
Governing Body & Public Boards		1993 Payments in Lieu of Taxes	5,425,260.02	Local District School Taxes	1.64
Municipal Clerk		Delinquent Tax & Lien Collections	247,784.85	Regional & Consolidated School Tax	
Financial Administration	38,375.00	Business Personalty Replacement Taxes	18,030.52	School Taxes in Municipal Budget	
Assessment of Taxes	28,300.00	Taxes From Public Utilities	198,484.00	County Taxes	.29
Collection of Taxes	33,320.00	Other Miscellaneous Tax Revenues		County Library Taxes	
Planning, Housing & Development	23,537.00	State Aid Revenues	230,829.18	Local Municipal Purpose Taxes	.66
Human Resources	42,729.00	Federal Aid Revenues		Veteran & Senior Citizen Taxes	
Elections	1,000.00			Total Taxes for Rate Computation	2.59
General Administration (other)	412,760.00			Special District Taxes	
JUDICIARY				Bank Corp. Taxes	
Municipal Courts	63,515.00			Added and Omitted Taxes	100,092.00
PUBLIC SAFETY				Total Taxes Levied - ABSTRACT	5,667,516.61
Fire Protection	57,305.00			Total Taxes Billed	5,755,827.68
Police Protection	461,448.00			1993 TAXES COLLECTED	5,425,260.02
Civil Defense & Disaster Control	1,570.00			1993 Taxes Cancelled, Abated or Adjusted	28,877.21
Environmental Inspection & Control	46,192.00			Transfer to Tax Title Liens or Foreclosed	47,275.72
Other Public Safety				Balance Outstanding Dec. 31, 1993	254,414.73
PUBLIC WORKS				PRIOR YEARS TAXES OUTSTANDING	
Streets and Drainage	221,715.00			Balance January 1, 1993	210,275.90
Sewers and Sewage Processing	49,520.00			Collected in 1993	195,264.07
Garbage and Trash Disposal	167,638.00			Cancelled, Abated or Adjusted 1993	514.92
Public Buildings and Grounds	27,700.00			Transfers to Tax Title Liens or Foreclosed	14,481.88
Other Public Works	15,000.00			Balance December 31, 1993	15.03
HEALTH and WELFARE				TAX TITLE LIENS OUTSTANDING	
Health Services Except Environmental	31,522.00			Balance January 1, 1993	162,530.70
Welfare-Public Assistance	4,780.00			Transfer From Taxes	63,155.03
Hospital, Clinics, First Aid				Redeemed In 1993	52,520.78
Animal, Insect, & Rodent Control	4,373.00			Cancelled, Abated or Adjusted (1993)	
Other Welfare Services				Transfer to Foreclosed Property	
RECREATION and CONSERVATION				Balance December 31, 1993	173,164.95
Beaches and Boardwalks				PROPERTY ACQUIRED BY DEED OR	
Parks, Playgrounds, Shade Trees	9,900.00			FORECLOSURE	
Land Reclamation & Conservation				Balance January 1, 1993	158,300.00
Other Recreational Services	36,538.00			Transfers From Taxes or Liens	
EDUCATION (excluding schools)				Sale For Cash (1993)	
Libraries	76,282.00			Cancelled, Abated or Adjusted (1993)	
Other Educational Services				Balance December 31, 1993	158,300.00
STATUTORY EXPENDITURES				CURRENT FINANCES DECEMBER 31, 1993	
Pensions & F. I. C. A.	91,200.00			ASSETS	
Employee Fringe Benefits				Cash Dec. 31, 1993	1,172,080.42
Other Statutory Expenditures				Taxes Receivable	254,429.76
CETA And Other Public Employment Programs				Tax Title Liens	173,164.95
MUNICIPAL FUNCTIONS				Foreclosed Property	158,300.00
CAPITAL IMPROVEMENTS	10,000.00			Emergencies & Other Deferred Charges	92,000.00
DEBT SERVICE				State and Federal Aid Receivable	3,419.99
Principal Payments	200,000.00			Other Receivables	24,030.91
Interest Payments	29,057.98			Total	1,877,476.03
DEFERRED CHARGES	59,341.51			LIABILITIES, RESERVES, AND SURPLUS	
SCHOOL, COUNTY, SPECIAL DISTRICT TAXES	4,144,134.61			Cash Liabilities	433,045.94
RESERVE FOR UNCOLLECTED TAXES	450,639.00			Reserves for Receivables	597,177.22
EXPENDITURES	6,829,392.10			Surplus Dec. 31, 1993	847,252.97
				Total	1,877,476.03

0425

Population 1990 4,517
 Population 1993 4,495
 S & P Rating
 Moody Rating BAA1

General Tax Rate Per \$100.

4.24

State Equalized Tax Rate

2.74

MOUNT EPHRAIM BORO. - CAMDEN CO.

Form of Government:

Commission (1911)

Number of Members on Governing Body - 3

PER CAPITA:

Gross Debt 1,297.06
 Net Debt 402.36
 Debt Service 33.72
 Total Tax Levy 1,009.67
 Municipal Expenditures 567.29

PER CENT

Gross Debt 3.52
 Net Debt 1.09
 Tax Levy Collected 96.01
 Tax Levy Cancelled, Aborted
 or Adjusted .23

EXPENDITURES		REVENUES-REALIZED		1993 PROPERTY TAX	
GENERAL GOVERNMENT				STATE EQUALIZED TAX RATE 1.11	
Governing Body & Public Boords	2,000.00	1993 Property Taxes Collected 4,359,887.51		Local District School Taxes	1,840,900.94
Municipal Clerk				Regional & Consolidated School Tax	
Financial Administration	121,112.00	1993 Payments in Lieu of Taxes		School Taxes in Municipal Budget	
Assessment of Taxes	7,049.00	Delinquent Tax & Lien Collections 231,604.08		County Taxes	1,333,208.04
Collection of Taxes	34,783.00	Business Personality Replacement Taxes 32,156.56		County Library Taxes	48,910.66
Planning, Housing & Development	11,329.00	Taxes From Public Utilities 280,280.92		Local Municipal Purpose Taxes	1,295,564.00
Human Resources	46,987.00	Other Miscellaneous Tax Revenues		Veteran & Senior Citizen Taxes	95,850.00
Elections		State Aid Revenues 252,451.11		Total Taxes for Rate Computation 2.73	4,614,433.64
General Administration (other)	248,809.34	Federal Aid Revenues		Special District Taxes	
JUDICIARY		Sale of Acquired Property		Bank Corp. Taxes	
Municipal Courts	70,613.53	Other Miscellaneous Revenues 332,918.43		Added and Omitted Taxes	19,894.32
PUBLIC SAFETY		Total 5,489,298.61		Total Taxes Levied - ABSTRACT	4,538,477.96
Fire Protection	57,720.30	Prior Years Surplus Appropriated 365,000.00		Total Taxes Billed	4,540,928.40
Police Protection	515,989.15	REVENUES .TOTAL 5,854,298.61		1993 TAXES COLLECTED	4,359,887.51
Civil Defense & Disaster Control	3,500.00	Reserve For Uncollected Taxes 340,502.23		1993 Taxes Cancelled, Aborted or Adjusted	10,532.12
Environmental Inspection & Control	20,693.00	CAPITAL OUTLAY TOTAL 338,698.35		Transfer to Tax Title Liens or Foreclosed	19,921.34
Other Public Safety				Balance Outstanding Dec. 31, 1993	150,287.43
PUBLIC WORKS				PRIOR YEARS TAXES OUTSTANDING	
Streets and Drainage	206,372.95	Public Enterprises		Balance January 1, 1993	150,365.66
Sewers and Sewage Processing	99,163.00	Recreation-Culture		Collected in 1993	144,037.73
Garbage and Trash Disposal	251,671.02	Public Works 57,884.39		Cancelled, Aborted or Adjusted 1993	1.93
Public Buildings and Grounds	48,380.00	Buildings and Grounds 280,813.96		Transfers to Tax Title Liens or Foreclosed	
Other Public Works	4,000.00	Library and Education		Balance December 31, 1993	6,326.00
HEALTH and WELFARE		Conservation		TAX TITLE LIENS OUTSTANDING	
Health Services Except Environmental	100.00	All Other		Balance January 1, 1993	174,877.95
Welfare-Public Assistance	2,305.00	CAPITAL DEBT AUTHORIZED, DECEMBER 31, 1993		Transfer From Taxes	19,921.34
Hospital, Clinics, First Aid		ISSUED AND UNISSUED GROSS DEBT 3,796,000		Redeemed In 1993	87,566.35
Animal, Insect, & Rodent Control		NET DEBT		Cancelled, Aborted or Adjusted (1993)	
Other Welfare Services		School 2,034,269		Transfer to Foreclosed Property	
RECREATION and CONSERVATION		Self-Liquidating 5,830,269		Balance December 31, 1993	107,232.94
Beaches and Boardwalks		Other 1,808,595		PROPERTY ACQUIRED BY DEED OR	
Parks, Playgrounds, Shade Trees	4,107.05	Total 1,952,750.00		FORECLOSURE	
Land Reclamation & Conservation	2,051.40	ISSUED AND OUTSTANDING		Balance January 1, 1993	5,735.00
Other Recreational Services	2,500.00	School		Transfers From Taxes or Liens	
EDUCATION (excluding schools)		Self-Liquidating		Sale For Cash (1993)	
Libraries	5,671.00	Other 1,952,750.00		Cancelled, Aborted or Adjusted (1993)	
Other Educational Services		Total 1,952,750.00		Balance December 31, 1993	5,735.00
STATUTORY EXPENDITURES		EQUALIZED VALUATION BASIS		CURRENT FINANCES DECEMBER 31, 1993	
Pensions & F. I. C. A.	86,519.37	FOR NET DEBT COMPUTATION		ASSETS	
Employee Fringe Benefits	154,121.00	REAL PROPERTY VALUATIONS		Cash Dec. 31, 1993	1,196,521.43
Other Statutory Expenditures		Code Class # of Parcels % VALN		Taxes Receivable	156,613.43
CETA And Other Public Employment Programs		1 Vacant Land 68 .67		Tax Title Liens	107,232.94
MUNICIPAL FUNCTIONS TOTAL 2,007,547.11		2 Residential 1561 81.30		Foreclosed Property	5,735.00
CAPITAL IMPROVEMENTS *MEMO* 10,000.00		3 Farm		Emergencies & Other Deferred Charges	30,510.24
DEBT SERVICE		4a Commercial 99 14.65		State and Federal Aid Receivable	
Principal Payments	60,000.00	4b Industrial 3 .56		Other Receivables	15,706.14
Interest Payments	91,550.81	4c Apartments 9 2.92		Total	1,512,319.18
		Total 1740		LIABILITIES, RESERVES, AND SURPLUS	
DEFERRED CHARGES	50,366.22	Land Area .90 Sq. Miles		Cash Liabilities	576,063.19
SCHOOL, COUNTY, SPECIAL DISTRICT TAXES	3,223,019.64	Net Valuation Taxable-Municipal		Reserves for Receivables	285,287.51
RESERVE FOR UNCOLLECTED TAXES	340,502.23	Net Valuation Taxable-County		Surplus Dec. 31, 1993	650,968.48
EXPENDITURES TOTAL 5,772,986.01		State Equalized Valuation		Total	1,512,319.18
		State Equalization Ratio 64.52			

0323

Population 1990 10,639

Population 1993 10,930

S & P Rating

Moody Rating 3AA1

General Tax Rate Per \$100.

3.21

State Equalized Tax Rate

2.98

MOUNT HOLLY TWP. - BURLINGTON CO.

Form of Government:

Council-Manager Plan A (OMCL 50)

Number of Members on Governing Body - 5

PER CAPITA:

Grass Debt 272.07

Net Debt 222.75

Debt Service 44.08

Total Tax Levy 991.38

Municipal Expenditures 519.28

PER CENT.

Grass Debt .86

Net Debt .71

Tax Levy Collected 94.52

Tax Levy Cancelled, Abated

or Adjusted .57

EXPENDITURES		REVENUES-REALIZED		1993 PROPERTY TAX	
GENERAL GOVERNMENT		1993 Property Taxes Collected		STATE EQUALIZED TAX RATE	
Governing Body & Public Boards	50,523.00	1993 Payments in Lieu of Taxes		Local District School Taxes	1.35
Municipal Clerk	118,790.00	Delinquent Tax & Lien Collections		Regional & Consolidated School Tax	.42
Financial Administration	48,260.00	Business Personalty Replacement Taxes		School Taxes in Municipal Budget	
Assessment of Taxes	67,267.00	Taxes From Public Utilities		County Taxes	.54
Collection of Taxes	14,020.00	Other Miscellaneous Tax Revenues		County Library Taxes	.03
Planning, Housing & Development	151,548.00	State Aid Revenues		Local Municipal Purpose Taxes	.64
Human Resources	3,985.00	Federal Aid Revenues		Veteran & Senior Citizen Taxes	
Elections	604,036.00	Sale of Acquired Property		Total Taxes for Rate Computation	2.98
General Administration (other)		Other Miscellaneous Revenues		Special District Taxes	
JUDICIARY	132,934.49	Total		Bank Corp. Taxes	
Municipal Courts		Prior Years Surplus Appropriated		Added and Omitted Taxes	35,989.77
PUBLIC SAFETY	5,953.20	REVENUES TOTAL		Total Taxes Levied - ABSTRACT	10,835,735.72
Fire Protection	1,317,364.63	Reserve For Uncollected Taxes		Total Taxes Billed	10,860,364.82
Police Protection		CAPITAL OUTLAY TOTAL		1993 TAXES COLLECTED	10,265,493.83
Civil Defense & Disaster Control	25,589.00	Public Enterprises		1993 Taxes Cancelled, Abated or Adjusted	61,627.42
Environmental Inspection & Control		Recreation-Culture		Transfer to Tax Title Liens or Foreclosed	13,981.67
Other Public Safety		Public Works		Balance Outstanding Dec. 31, 1993	519,261.90
PUBLIC WORKS	500,806.00	Buildings and Grounds		PRIOR YEARS TAXES OUTSTANDING	
Streets and Drainage	282,973.00	Library and Education		Balance January 1, 1993	467,841.50
Sewers and Sewage Processing	279,265.00	Conservation		Collected in 1993	425,130.33
Garbage and Trash Disposal	102,118.00	All Other		Cancelled, Abated or Adjusted 1993	3,210.45
Public Buildings and Grounds	40,000.00	CAPITAL DEBT AUTHORIZED, DECEMBER 31, 1993		Transfers to Tax Title Liens or Foreclosed	250.00
Other Public Works		ISSUED AND UNISSUED		Balance December 31, 1993	39,250.72
HEALTH and WELFARE	32,928.00	SCHOOL		TAX TITLE LIENS OUTSTANDING	
Health Services Except Environmental	68,758.00	Self-Liquidating		Balance January 1, 1993	66,990.21
Welfare-Public Assistance		Other		Transfer From Taxes	14,231.67
Hospital, Clinics, First Aid		Total		Redeemed In 1993	21,461.95
Animal, Insect, & Rodent Control		ISSUED AND OUTSTANDING		Cancelled, Abated or Adjusted (1993)	
Other Welfare Services		SCHOOL		Transfer to Foreclosed Property	
RECREATION and CONSERVATION	18,562.00	Self-Liquidating		Balance December 31, 1993	59,759.93
Beaches and Boardwalks	2,600.00	Other		PROPERTY ACQUIRED BY DEED OR	
Parks, Playgrounds, Shade Trees	15,000.00	Total		FORECLOSURE	
Land Reclamation & Conservation		EQUALIZED VALUATION BASIS		Balance January 1, 1993	153,705.00
Other Recreational Services		FOR NET DEBT COMPUTATION		Transfers From Taxes or Liens	
EDUCATION (excluding schools)	30,000.00	REAL PROPERTY VALUATIONS		Sale For Cash (1993)	
Libraries	2,150.00	Code Class # of Parcels % VAL'N		Cancelled, Abated or Adjusted (1993)	
Other Educational Services		ASSESSED VALUATION		Balance December 31, 1993	153,705.00
STATUTORY EXPENDITURES	264,185.00	1 Vacant Land 290 2.70		CURRENT FINANCES DECEMBER 31, 1993	
Pensions & F. I. C. A.	352,847.00	2 Residential 3155 78.30		ASSETS	
Employee Fringe Benefits	5,800.00	3 Farm 4		Cash Dec. 31, 1993	1,092,013.16
Other Statutory Expenditures		4a Commercial 215 14.76		Taxes Receivable	558,512.62
CETA And Other Public Employment Programs		4b Industrial 14 1.79		Tax Title Liens	59,759.93
MUNICIPAL FUNCTIONS TOTAL	4,538,262.32	4c Apartments 18 2.44		Foreclosed Property	153,705.00
CAPITAL IMPROVEMENTS		Total 3696		Emergencies & Other Deferred Charges	104,910.20
DEBT SERVICE		Land Area 2.91 Sq. Miles		State and Federal Aid Receivable	132,648.03
Principal Payments	300,000.00	Net Valuation Taxable-Municipal		Other Receivables	173,983.85
Interest Payments	181,828.94	Net Valuation Taxable-County		Total	2,275,532.79
DEFERRED CHARGES	20,610.20	State Equalized Valuation		LIABILITIES, RESERVES, AND SURPLUS	
SCHOOL, COUNTY, SPECIAL DISTRICT TAXES	8,521,879.59	State Equalization Ratio		Cash Liabilities	621,171.07
RESERVE FOR UNCOLLECTED TAXES	634,999.96			Reserves for Receivables	945,961.40
EXPENDITURES TOTAL	14,197,581.01			Surplus Dec. 31, 1993	709,400.32
				Total	2,275,532.79

0324

Population 1990 **30,270**
 Population 1993 **34,106**
 S & P Rating
 Moody Rating **A1**

General Tax Rate Per \$100. **2.59**
 State Equalized Tax Rate **1.95**

MOUNT LAUREL TWP. - BURLINGTON CO.

Form of Government:

Council-Manager Plan E (OMCL 50)**Number of Members on Governing Body - 5**

PER CAPITA:

Gross Debt **1,279.37**
 Net Debt **352.08**
 Debt Service **51.83**
 Total Tax Levy **1,381.07**
 Municipal Expenditures **448.69**

PER CENT:

Gross Debt **1.97**
 Net Debt **.54**
 Tax Levy Collected **97.36**
 Tax Levy Cancelled, Abated or Adjusted **1.03**

EXPENDITURES		REVENUES-REALIZED		1993 PROPERTY TAX	
GENERAL GOVERNMENT				STATE EQUALIZED TAX RATE 1.95	
Governing Body & Public Boards	35,085.00	1993 Property Taxes Collected	45,122,006.06	Local District School Taxes	20,814,561.00
Municipal Clerk	147,349.00	1993 Payments in Lieu of Taxes		Regional & Consolidated School Tax	6,993,853.46
Financial Administration	218,595.00	Delinquent Tax & Lien Collections	1,837,715.82	School Taxes in Municipal Budget	
Assessment of Taxes	197,790.00	Business Personalty Replacement Taxes	153,215.92	County Taxes	11,407,513.42
Collection of Taxes	98,505.00	Taxes From Public Utilities	2,108,725.00	County Library Taxes	
Planning, Housing & Development	206,890.00	Other Miscellaneous Tax Revenues		Local Municipal Purpose Taxes	4,760,507.13
Human Resources	102,180.25	State Aid Revenues	1,064,106.07	Veteran & Senior Citizen Taxes	188,600.00
Elections		Federal Aid Revenues		Total Taxes for Rate Computation	44,165,035.01
General Administration (other)	1,080,350.00			Special District Taxes	1,506,978.97
JUDICIARY				Bank Corp. Taxes	
Municipal Courts	173,988.00	Sale of Acquired Property	2,148,337.37	Added and Omitted Taxes	1,619,371.60
PUBLIC SAFETY		Other Miscellaneous Revenues	52,434,107.24	Total Taxes Levied - ABSTRACT	47,102,785.58
Fire Protection	1,500.00	Total	52,434,107.24	Total Taxes Billed	46,346,824.75
Police Protection	2,969,649.76	Prior Years Surplus Appropriated	4,395,816.76	1993 TAXES COLLECTED	45,122,006.06
Civil Defense & Disaster Control	2,150.00	REVENUES TOTAL	56,829,924.00	1993 Taxes Cancelled, Abated or Adjusted	499,069.29
Environmental Inspection & Control	327,334.00	Reserve For Uncollected Taxes	2,616,712.42	Transfer to Tax Title Liens or Foreclosed	42,008.54
Other Public Safety		CAPITAL OUTLAY TOTAL	1,928,565.77	Balance Outstanding Dec. 31, 1993	683,740.86
PUBLIC WORKS				PRIOR YEARS TAXES OUTSTANDING	
Streets and Drainage	933,000.00	Public Enterprises		Balance January 1, 1993	2,319,057.87
Sewers and Sewage Processing		Recreation-Culture	449.75	Collected in 1993	1,806,273.37
Garbage and Trash Disposal	1,338,164.00	Public Works	461,705.04	Cancelled, Abated or Adjusted 1993	74,443.78
Public Buildings and Grounds	196,140.00	Buildings and Grounds	1,409,340.46	Transfers to Tax Title Liens or Foreclosed	9,031.27
Other Public Works	277,080.00	Library and Education	57,070.52	Balance December 31, 1993	429,309.45
HEALTH and WELFARE		Conservation		TAX TITLE LIENS OUTSTANDING	
Health Services Except Environmental	5,415.00	All Other		Balance January 1, 1993	516,241.32
Welfare-Public Assistance	20,380.00			Transfer From Taxes	52,227.33
Hospital, Clinics, First Aid		CAPITAL DEBT AUTHORIZED, DECEMBER 31, 1993		Redeemed In 1993	31,442.45
Animal, Insect, & Rodent Control		ISSUED AND UNISSUED		Cancelled, Abated or Adjusted (1993)	
Other Welfare Services		School	31,622,270	Transfer to Foreclosed Property	13,145.15
RECREATION and CONSERVATION		Self-Liquidating		Balance December 31, 1993	523,881.05
Beaches and Boardwalks		Other	12,011,772	PROPERTY ACQUIRED BY DEED OR	
Parks, Playgrounds, Shade Trees	447,874.00	Total	43,634,042	FORECLOSURE	
Land Reclamation & Conservation	400.00	ISSUED AND OUTSTANDING		Balance January 1, 1993	2,696,040.00
Other Recreational Services	9,600.00	School	31,622,270.79	Transfers From Taxes or Liens	13,145.15
EDUCATION (excluding schools)		Self-Liquidating		Sale For Cash (1993)	
Libraries	578,233.54	Other	12,011,000.00	Cancelled, Abated or Adjusted (1993)	
Other Educational Services		Total	43,633,270.79	Balance December 31, 1993	2,709,185.15
STATUTORY EXPENDITURES		EQUALIZED VALUATION BASIS		CURRENT FINANCES DECEMBER 31, 1993	
Pensions & F. I. C. A.	736,464.00	FOR NET DEBT COMPUTATION	2,216,617,646	ASSETS	
Employee Fringe Benefits	804,774.00	REAL PROPERTY VALUATIONS		Cash Dec. 31, 1993	8,917,101.25
Other Statutory Expenditures	500.00	Code Class # of Parcels % VAL'N	ASSESSED VALUATION	Taxes Receivable	1,113,050.31
CETA And Other Public Employment Programs		1 Vacant Land 1503 4.97	83,912,400.00	Tax Title Liens	523,881.05
MUNICIPAL FUNCTIONS TOTAL	10,909,390.55	2 Residential 12217 66.65	1,125,278,950.00	Foreclosed Property	2,709,185.15
CAPITAL IMPROVEMENTS *ME #0*	100,000.00	3 Farm 192 .59	10,051,540.00	Emergencies & Other Deferred Charges	101,876.25
DEBT SERVICE		4a Commercial 321 22.18	374,404,220.00	State and Federal Aid Receivable	19,970.64
Principal Payments	1,060,000.00	4b Industrial 48 4.39	74,108,200.00	Other Receivables	11,593,047.29
Interest Payments	707,628.71	4c Apartments 6 1.22	20,631,700.00	Total	24,978,111.94
		Total 14287	1,688,387,010.00	LIABILITIES, RESERVES, AND SURPLUS	
DEFERRED CHARGES	9,380.00	Land Area 22.15 Sq. Miles		Cash Liabilities	3,719,309.13
SCHOOL, COUNTY, SPECIAL DISTRICT TAXES	40,722,906.85	Net Valuation Taxable-Municipal	1,701,755,844	Reserves for Receivables	15,939,163.80
RESERVE FOR UNCOLLECTED TAXES	2,616,712.42	Net Valuation Taxable-County	2,185,187,829	Surplus Dec. 31, 1993	5,319,639.01
EXPENDITURES TOTAL	56,026,019.53	State Equalized Valuation	2,258,265,802	Total	24,978,111.94
		State Equalization Ratio	75.21		

Population 1990 21,282
 Population 1993 21,345
 S & P Rating
 Moody Rating A1

General Tax Rate Per \$100. 4.66
 State Equalized Tax Rate 2.54

MOUNT OLIVE TOWNSHIP - MORRIS CO.

Form of Government:

Mayor-Council Plan E (OMCL 50)

Number of Members on Governing Body - 5

PER CAPITA:

Grass Debt 2,093.02
 Net Debt 1,950.93
 Debt Service 80.54
 Total Tax Levy 1,389.70
 Municipal Expenditures 621.93

PER CENT:

Grass Debt 3.73
 Net Debt 3.52
 Tax Levy Collected 96.55
 Tax Levy Cancelled, Abated or Adjusted .53

EXPENDITURES		REVENUES-REALIZED		1993 PROPERTY TAX	
GENERAL GOVERNMENT		1993 Property Taxes Collected		STATE EQUALIZED TAX RATE	
Governing Body & Public Boards	53,495.00	1993 Payments in Lieu of Taxes		Local District School Taxes	1.63
Municipal Clerk	71,563.00	Delinquent Tax & Lien Collections		Regional & Consolidated School Tax	
Financial Administration	350,433.14	Business Personal Replacement Taxes		School Taxes in Municipal Budget	
Assessment of Taxes	125,890.00	Taxes From Public Utilities		County Taxes	.31
Collection of Taxes	83,012.00	Other Miscellaneous Tax Revenues		County Library Taxes	
Planning, Housing & Development	303,861.51	State Aid Revenues		Local Municipal Purpose Taxes	.59
Human Resources	88,957.00	Federal Aid Revenues		Veteran & Senior Citizen Taxes	
Elections	5,102.32	Sale of Acquired Property		Total Taxes for Rate Computation	2.53
General Administration (other)	844,427.17	Other Miscellaneous Revenues		Special District Taxes	
JUDICIARY		Total		Bank Corp. Taxes	
Municipal Courts	235,135.25	Prior Years Surplus Appropriated		Added and Omitted Taxes	224,388.65
PUBLIC SAFETY		REVENUES TOTAL		Total Taxes Levied - ABSTRACT	30,336,162.45
Fire Protection	561,098.00	Reserve For Uncollected Taxes		Total Taxes Billed	31,325,105.84
Police Protection	2,416,371.37	CAPITAL OUTLAY TOTAL		1993 TAXES COLLECTED	30,245,755.73
Civil Defense & Disaster Control	5,460.00	Public Enterprises		1993 Taxes Cancelled, Abated or Adjusted	166,671.82
Environmental Inspection & Control	155,258.00	Recreation-Culture		Transfer to Tax Title Liens or Foreclosed	207,784.56
Other Public Safety		Public Works		Balance Outstanding Dec. 31, 1993	704,893.73
PUBLIC WORKS		Buildings and Grounds		PRIOR YEARS TAXES OUTSTANDING	
Streets and Drainage	783,813.00	Library and Education		Balance January 1, 1993	955,316.66
Sewers and Sewage Processing	630,400.00	Conservation		Collected in 1993	765,351.94
Garbage and Trash Disposal		All Other		Cancelled, Abated or Adjusted 1993	2,235.39
Public Buildings and Grounds	240,052.00	CAPITAL DEBT AUTHORIZED, DECEMBER 31, 1993		Transfers to Tax Title Liens or Foreclosed	77,428.40
Other Public Works	646,743.00	ISSUED AND UNISSUED		Balance December 31, 1993	110,300.93
HEALTH and WELFARE		GROSS DEBT		TAX TITLE LIENS OUTSTANDING	
Health Services Except Environmental	326,010.00	NET DEBT		Balance January 1, 1993	1,096,816.05
Welfare-Public Assistance	35,858.00	SCHOOL		Transfer From Taxes	296,945.84
Hospital, Clinics, First Aid		Self-Liquidating		Redeemed In 1993	420,169.25
Animal, Insect, & Rodent Control	30,000.00	Other		Cancelled, Abated or Adjusted (1993)	7,921.88
Other Welfare Services		Total		Transfer to Foreclosed Property	14,973.47
RECREATION and CONSERVATION		ISSUED AND OUTSTANDING		Balance December 31, 1993	950,697.29
Beaches and Boardwalks	9,556.33	SCHOOL		PROPERTY ACQUIRED BY DEED OR	
Parks, Playgrounds, Shade Trees		Self-Liquidating		FORECLOSURE	
Land Reclamation & Conservation		Other		Balance January 1, 1993	1,244,864.71
Other Recreational Services	208,237.00	Total		Transfers From Taxes or Liens	16,730.29
EDUCATION (excluding schools)		EQUALIZED VALUATION BASIS		Sale For Cash (1993)	
Libraries	479,949.00	FOR NET DEBT COMPUTATION		Cancelled, Abated or Adjusted (1993)	
Other Educational Services		REAL PROPERTY VALUATIONS		Balance December 31, 1993	1,261,595.00
STATUTORY EXPENDITURES		Code Class # of Parcels % VALN		CURRENT FINANCES DECEMBER 31, 1993	
Pensions & F. I. C. A.	655,172.18	ASSESSED VALUATION		ASSETS	
Employee Fringe Benefits	559,300.00	1 Vacant Land 1017 7.73		Cash Dec. 31, 1993	5,398,853.25
Other Statutory Expenditures		2 Residential 4575 56.69		Taxes Receivable	815,194.66
CETA And Other Public Employment Programs	9,905,154.27	3 Farm 116 .78		Tax Title Liens	950,697.29
MUNICIPAL FUNCTIONS		4a Commercial 260 9.33		Foreclosed Property	1,261,595.00
CAPITAL IMPROVEMENTS	435,000.00	4b Industrial 49 14.05		Emergencies & Other Deferred Charges	85,000.00
DEBT SERVICE		4c Apartments 5 11.42		State and Federal Aid Receivable	37,039.02
Principal Payments	881,000.00	Total 6022		Other Receivables	37,323.19
Interest Payments	878,290.41	Land Area 30.06 Sq. Miles		Total	8,635,702.41
DEFERRED CHARGES	37,200.00	Net Valuation Taxable-Municipal		LIABILITIES, RESERVES, AND SURPLUS	
SCHOOL, COUNTY, SPECIAL DISTRICT TAXES	23,062,398.80	Net Valuation Taxable-County		Cash Liabilities	1,385,169.40
RESERVE FOR UNCOLLECTED TAXES	1,884,496.00	State Equalized Valuation		Reserves for Receivables	3,114,810.14
EXPENDITURES TOTAL	36,649,039.48	State Equalization Ratio		Surplus Dec. 31, 1993	4,135,722.87
				Total	8,635,702.41

1425

Population 1990 3,847
 Population 1993 3,955
 S & P Rating
 Moody Rating AA

General Tax Rate Per \$100. 5.28
 State Equalized Tax Rate 2.23

MOUNTAIN LAKES BORO. - MORRIS CO.
 Form of Government:
Council-Manager Plan E (OMCL 50)
 Number of Members on Governing Body - 7

PER CAPITA:
 Gross Debt 1,099.64
 Net Debt 422.73
 Debt Service 84.12
 Total Tax Levy 2,934.06
 Municipal Expenditures 894.50

PER CENT:
 Gross Debt .86
 Net Debt .33
 Tax Levy Collected 95.43
 Tax Levy Cancelled, Abated or Adjusted .40

EXPENDITURES		REVENUES-REALIZED		1993 PROPERTY TAX	
GENERAL GOVERNMENT				STATE EQUALIZED TAX RATE 2.23	
Governing Body & Public Boards		1993 Property Taxes Collected	11,129,604.01	Local District School Taxes	8,188,378.33
Municipal Clerk		1993 Payments in Lieu of Taxes		Regional & Consolidated School Tax	
Financial Administration	10,000.00	Delinquent Tax & Lien Collections	368,995.58	School Taxes in Municipal Budget	
Assessment of Taxes	36,875.00	Business Personalty Replacement Taxes	35,963.12	County Taxes	* 1,520,146.69
Collection of Taxes	26,830.00	Taxes From Public Utilities	374,348.00	County Library Taxes	
Planning, Housing & Development	35,770.00	Other Miscellaneous Tax Revenues		Local Municipal Purpose Taxes	1,804,582.90
Human Resources	98,423.59	State Aid Revenues	201,467.85	Veteran & Senior Citizen Taxes	9,350.00
Elections		Federal Aid Revenues		Total Taxes for Rate Computation	11,522,457.92
General Administration (other)	507,476.00			Special District Taxes	
JUDICIARY				Bank Corp. Taxes	
Municipal Courts	23,300.00			Added and Omitted Taxes	91,087.08
PUBLIC SAFETY				Total Taxes Levied - ABSTRACT	11,604,195.00
Fire Protection	148,057.00	Sale of Acquired Property	348,882.22	Total Taxes Billed	11,662,174.34
Police Protection	746,370.31	Other Miscellaneous Revenues	12,459,260.78	1993 TAXES COLLECTED	11,129,604.01
Civil Defense & Disaster Control	600.00	Prior Years Surplus Appropriated	702,307.00	1993 Taxes Cancelled, Abated or Adjusted	46,466.00
Environmental Inspection & Control	43,625.00	REVENUES TOTAL	13,161,567.78	Transfer to Tax Title Liens or Foreclosed	12,698.40
Other Public Safety		Reserve For Uncollected Taxes	690,274.97	Balance Outstanding Dec. 31, 1993	473,407.93
PUBLIC WORKS		CAPITAL OUTLAY TOTAL	103,287.76	PRIOR YEARS TAXES OUTSTANDING	
Streets and Drainage	317,409.00			Balance January 1, 1993	246,004.21
Sewers and Sewage Processing		Public Enterprises		Collected in 1993	236,363.25
Gorbage and Trash Disposal		Recreation-Culture	1,303.81	Cancelled, Abated or Adjusted 1993	
Public Buildings and Grounds	71,800.00	Public Works	59,611.18	Transfers to Tax Title Liens or Foreclosed	8,038.70
Other Public Works		Buildings and Grounds	42,372.77	Balance December 31, 1993	1,602.26
HEALTH and WELFARE		Library and Education		TAX TITLE LIENS OUTSTANDING	
Health Services Except Environmental	20,495.00	Conservation		Balance January 1, 1993	147,534.96
Welfare-Public Assistance	500.00	All Other		Transfer From Taxes	22,246.02
Hospital, Clinics, First Aid				Redeemed In 1993	132,632.33
Animal, Insect, & Rodent Control	400.00			Cancelled, Abated or Adjusted (1993)	
Other Welfare Services				Transfer to Foreclosed Property	
RECREATION and CONSERVATION				Balance December 31, 1993	37,148.65
Beaches and Boardwalks				PROPERTY ACQUIRED BY DEED OR FORECLOSURE	
Parks, Playgrounds, Shade Trees	126,891.95			Balance January 1, 1993	157,085.09
Land Reclamation & Conservation	930.00			Transfers From Taxes or Liens	
Other Recreational Services	50,000.00			Sale For Cash (1993)	
EDUCATION (excluding schools)				Cancelled, Abated or Adjusted (1993)	
Libraries	92,000.00			Balance December 31, 1993	157,085.09
Other Educational Services				CURRENT FINANCES DECEMBER 31, 1993	
STATUTORY EXPENDITURES				ASSETS	
Pensions & F. I. C. A.	143,462.00			Cash Dec. 31, 1993	1,202,700.81
Employee Fringe Benefits	8,454.00			Taxes Receivable	475,010.19
Other Statutory Expenditures				Tax Title Liens	37,148.65
CETA And Other Public Employment Programs				Foreclosed Property	157,085.09
MUNICIPAL FUNCTIONS TOTAL	2,514,668.85			Emergencies & Other Deferred Charges	20,000.00
CAPITAL IMPROVEMENTS *ME40*	100.00			State and Federal Aid Receivable	
DEBT SERVICE				Other Receivables	17,601.44
Principal Payments	268,709.11			Total	1,909,546.18
Interest Payments	63,966.72			LIABILITIES, RESERVES, AND SURPLUS	
DEFERRED CHARGES	123.94			Cash Liabilities	368,721.77
SCHOOL, COUNTY, SPECIAL DISTRICT TAXES	9,708,525.02			Reserves for Receivables	696,845.37
RESERVE FOR UNCOLLECTED TAXES	690,274.97			Surplus Dec. 31, 1993	953,779.04
EXPENDITURES TOTAL	13,246,269.61			Total	1,909,546.18
		REAL PROPERTY VALUATIONS			
		Code Class # of Parcels % VAL'N ASSESSED VALUATION			
		1 Vacant Land 77 1.25 2,716,200.00			
		2 Residential 1289 86.20 187,881,100.00			
		3 Farm			
		4a Commercial 71 11.77 25,649,500.00			
		4b Industrial 5 .79 1,723,300.00			
		4c Apartments			
		Total 1442 217,970,100.00			
		Land Area 2.90 Sq. Miles			
		Net Valuation Taxable-Municipal 219,149,380			
		Net Valuation Taxable-County 496,586,812			
		State Equalized Valuation 517,382,565			
		State Equalization Ratio 62.24			

2010

Population 1990 6,657
 Population 1993 6,819
 S & P Rating
 Moody Rating AA

General Tax Rate Per \$100. 2.92
 State Equalized Tax Rate 1.69

MOUNTAINSIDE BOROUGH - UNION CO.

Form of Government:

Borough Council

Number of Members on Governing Body - 6

PER CAPITA:

Gross Debt 307.95
 Net Debt 279.37
 Debt Service 37.69
 Total Tax Levy 2,044.33
 Municipal Expenditures 839.68

PER CENT:

Gross Debt .25
 Net Debt .23
 Tax Levy Collected 97.09
 Tax Levy Cancelled, Abated or Adjusted .85

EXPENDITURES		REVENUES-REALIZED		1993 PROPERTY TAX	
GENERAL GOVERNMENT		1993 Property Taxes Collected		STATE EQUALIZED TAX RATE	
Governing Body & Public Boards		1993 Payments in Lieu of Taxes		Local District School Taxes .45	3,700,322.00
Municipal Clerk	66,900.00	Delinquent Tax & Lien Collections		Regional & Consolidated School Tax .44	3,621,802.13
Financial Administration	31,450.00	Business Personalty Replacement Taxes		School Taxes in Municipal Budget	
Assessment of Taxes		Taxes From Public Utilities		County Taxes .45	3,684,367.77
Collection of Taxes	17,762.00	Other Miscellaneous Tax Revenues		County Library Taxes	
Planning, Housing & Development	61,156.87	State Aid Revenues	267,510.68	Local Municipal Purpose Taxes .35	2,929,310.23
Human Resources	9,200.00	Federal Aid Revenues		Veteran & Senior Citizen Taxes	50,050.00
Elections	680,600.00			Total Taxes for Rate Computation 1.69	13,985,852.13
General Administration (other)				Special District Taxes	
JUDICIARY				Bank Corp. Taxes	
Municipal Courts	77,850.00			Added and Omitted Taxes	4,480.28
PUBLIC SAFETY				Total Taxes Levied - ABSTRACT	13,940,282.41
Fire Protection	215,366.90			Total Taxes Billed	13,984,544.92
Police Protection	1,423,733.23			1993 TAXES COLLECTED	13,577,475.01
Civil Defense & Disaster Control	1,950.00			1993 Taxes Cancelled, Abated or Adjusted	118,629.60
Environmental Inspection & Control	123,170.00			Transfer to Tax Title Liens or Foreclosed	
Other Public Safety				Balance Outstanding Dec. 31, 1993	288,440.31
PUBLIC WORKS				PRIOR YEARS TAXES OUTSTANDING	
Streets and Drainage	486,100.00			Balance January 1, 1993	374,120.39
Sewers and Sewage Processing	373,843.00			Collected in 1993	288,936.83
Gorbage and Trash Disposal				Cancelled, Abated or Adjusted 1993	617.70
Public Buildings and Grounds	88,300.00			Transfers to Tax Title Liens or Foreclosed	
Other Public Works				Balance December 31, 1993	84,565.86
HEALTH and WELFARE				TAX TITLE UENS OUTSTANDING	
Health Services Except Environmental	42,000.00			Balance January 1, 1993	
Welfare-Public Assistance	5,500.00			Transfer From Taxes	
Hospital, Clinics, First Aid				Redeemed In 1993	
Animal, Insect, & Rodent Control	8,000.00			Cancelled, Abated or Adjusted (1993)	
Other Welfare Services				Transfer to Foreclosed Property	
RECREATION and CONSERVATION				Balance December 31, 1993	
Beaches and Boardwalks				PROPERTY ACQUIRED BY DEED OR	
Parks, Playgrounds, Shade Trees	14,250.00			FORECLOSURE	
Land Reclamation & Conservation				Balance January 1, 1993	3,875.00
Other Recreational Services	82,955.00			Transfers From Taxes or Liens	
EDUCATION (excluding schools)				Sale For Cash (1993)	
Libraries	329,562.00			Cancelled, Abated or Adjusted (1993)	
Other Educational Services				Balance December 31, 1993	3,875.00
STATUTORY EXPENDITURES				CURRENT FINANCES DECEMBER 31, 1993	
Pensions & F. I. C. A.	215,900.00			ASSETS	
Employee Fringe Benefits	330,500.00			Cash Dec. 31, 1993	2,325,722.33
Other Statutory Expenditures				Taxes Receivable	373,006.17
CETA and Other Public Employment Programs				Tax Title Liens	
MUNICIPAL FUNCTIONS TOTAL	4,685,049.00			Foreclosed Property	3,875.00
CAPITAL IMPROVEMENTS *MEMO*	167,000.00			Emergencies & Other Deferred Charges	
DEBT SERVICE				State and Federal Aid Receivable	16,745.57
Principal Payments	200,000.00			Other Receivables	939,114.87
Interest Payments	57,025.51			Total	3,658,463.94
DEFERRED CHARGES				LIABILITIES, RESERVES, AND SURPLUS	
SCHOOL, COUNTY, SPECIAL DISTRICT TAXES	11,006,491.90			Cash Liabilities	1,198,302.83
RESERVE FOR UNCOLLECTED TAXES	783,700.00			Reserves for Receivables	1,315,996.04
EXPENDITURES TOTAL	16,732,266.41			Surplus Dec. 31, 1993	1,144,165.07
				Total	3,658,463.94

0117

Population 1990 5,896
 Population 1993 6,091
 S & P Rating
 Moody Rating AAA

General Tax Rate Per \$100 3.28
 State Equalized Tax Rate 2.23

MULLICA TOWNSHIP - ATLANTIC COUNTY
 Form of Government:
Mayor-Council Plan F (OMCL 50)
 Number of Members on Governing Body - 5

PER CAPITA
 Gross Debt 1,358.44
 Net Debt 404.48
 Debt Service 39.81
 Total Tax Levy 904.19
 Municipal Expenditures 487.94
 PER CENT:
 Gross Debt 3.49
 Net Debt 1.04
 Tax Levy Collected 87.18
 Tax Levy Cancelled, Abated or Adjusted .27

EXPENDITURES		REVENUES-REALIZED		1993 PROPERTY TAX	
GENERAL GOVERNMENT				STATE EQUALIZED TAX RATE	
Governing Body & Public Boards	16,250.00	1993 Property Taxes Collected	6,801,390.62	Local District School Taxes	.73 1,782,949.00
Municipal Clerk	73,436.69	1993 Payments in Lieu of Taxes		Regional & Consolidated School Tax	.52 1,271,182.00
Financial Administration	20,111.69	Delinquent Tax & Lien Collections	524,406.56	School Taxes in Municipal Budget	
Assessment of Taxes	25,665.00	Business Personalty Replacement Taxes	33,505.40	County Taxes	.49 * 1,210,077.51
Collection of Taxes	69,832.97	Taxes From Public Utilities	304,602.01	County Library Taxes	.03 82,033.06
Planning, Housing & Development	54,317.72	Other Miscellaneous Tax Revenues		Local Municipal Purpose Taxes	.45 1,108,921.79
Human Resources	49,111.00	State Aid Revenues	370,198.93	Veteran & Senior Citizen Taxes	53,450.00
Elections		Federal Aid Revenues		Total Taxes for Rate Computation	2.22 5,508,613.36
General Administration (other)	250,679.74			Special District Taxes	
JUDICIARY		Sale of Acquired Property	371,549.81	Bank Corp. Taxes	
Municipal Courts	79,276.00	Other Miscellaneous Revenues	6,405,653.33	Added and Omitted Taxes	52,257.35
PUBLIC SAFETY		Total	6,405,653.33	Total Taxes Levied - ABSTRACT	5,507,420.71
Fire Protection	43,293.00	Prior Years Surplus Appropriated	390,000.00	Total Taxes Billed	5,507,446.16
Police Protection	650,663.61	REVENUES TOTAL	6,795,653.33	1993 TAXES COLLECTED	4,801,390.62
Civil Defense & Disaster Control	2,100.00	Reserve For Uncollected Taxes	702,079.52	1993 Taxes Cancelled, Abated or Adjusted	14,666.61
Environmental Inspection & Control		CAPITAL OUTLAY TOTAL	840,602.81	Transfer to Tax Title Liens or Foreclosed	164,284.75
Other Public Safety				Balance Outstanding Dec. 31, 1993	527,104.18
PUBLIC WORKS		Public Enterprises		PRIOR YEARS TAXES OUTSTANDING	
Streets and Drainage	118,153.00	Recreation-Culture		Balance January 1, 1993	493,896.99
Sewers and Sewage Processing	50,069.15	Public Works	282,065.61	Collected in 1993	466,229.77
Garbage and Trash Disposal	128,884.74	Buildings and Grounds	558,537.20	Cancelled, Abated or Adjusted 1993	
Public Buildings and Grounds	50,675.35	Library and Education		Transfers to Tax Title Liens or Foreclosed	20,619.65
Other Public Works	16,000.00	Conservation		Balance December 31, 1993	7,047.57
HEALTH and WELFARE		All Other		TAX TITLE LIENS OUTSTANDING	
Health Services Except Environmental				Balance January 1, 1993	635,069.59
Welfare-Public Assistance	4,669.48			Transfer From Taxes	188,802.09
Hospital, Clinics, First Aid				Redeemed In 1993	58,176.79
Animal, Insect, & Rodent Control				Cancelled, Abated or Adjusted (1993)	
Other Welfare Services				Transfer to Foreclosed Property	
RECREATION and CONSERVATION				Balance December 31, 1993	765,694.89
Beaches and Boardwalks				PROPERTY ACQUIRED BY DEED OR	
Parks, Playgrounds, Shade Trees				FORECLOSURE	
Land Reclamation & Conservation	100.00			Balance January 1, 1993	355,230.00
Other Recreational Services				Transfers From Taxes or Liens	
EDUCATION (excluding schools)				Sale For Cash (1993)	
Libraries				Cancelled, Abated or Adjusted (1993)	
Other Educational Services				Balance December 31, 1993	355,230.00
STATUTORY EXPENDITURES				CURRENT FINANCES DECEMBER 31, 1993	
Pensions & F. I. C. A.	90,317.96			ASSETS	
Employee Fringe Benefits	153,807.39			Cash Dec. 31, 1993	999,874.68
Other Statutory Expenditures	4,000.00			Taxes Receivable	534,151.75
CETA and Other Public Employment Programs				Tax Title Liens	765,694.89
MUNICIPAL FUNCTIONS				Foreclosed Property	355,230.00
TOTAL	1,951,416.49			Emergencies & Other Deferred Charges	5,927.16
CAPITAL IMPROVEMENTS				State and Federal Aid Receivable	10,525.15
MEMO	39,385.00			Other Receivables	50,057.47
DEBT SERVICE				Total	2,721,461.10
Principal Payments	150,000.00			LIABILITIES, RESERVES, AND SURPLUS	
Interest Payments	82,495.15			Cash Liabilities	240,203.28
DEFERRED CHARGES				Reserves for Receivables	1,697,198.50
76,057.74				Surplus Dec. 31, 1993	784,059.32
SCHOOL, COUNTY, SPECIAL DISTRICT TAXES				Total	2,721,461.10
4,346,241.57					
RESERVE FOR UNCOLLECTED TAXES					
702,079.52					
EXPENDITURES TOTAL	7,318,288.47				

Population 1990 **3,413**
 Population 1993 **3,419**
 S & P Rating
 Moody Rating

General Tax Rate Per \$100 **4.03**
 State Equalized Tax Rate **2.36**

NATIONAL PARK BORO. - GLOUCESTER CO.

Form of Government:

Borough Council

Number of Members on Governing Body - 6

PER CAPITA

Gross Debt **140.65**
 Net Debt **75.31**
 Debt Service **4.67**
 Total Tax Levy **606.76**
 Municipal Expenditures **420.94**

PER CENT.

Gross Debt **.56**
 Net Debt **.30**
 Tax Levy Collected **93.94**
 Tax Levy Cancelled, Abated or Adjusted

EXPENDITURES		REVENUES-REALIZED		1993 PROPERTY TAX	
GENERAL GOVERNMENT				STATE EQUALIZED TAX RATE	
Governing Body & Public Boards		1993 Property Taxes Collected	1,948,703.62	Local District School Taxes	.67
Municipal Clerk		1993 Payments in Lieu of Taxes		Regional & Consolidated School Tax	.61
Finoncial Administration	29,051.04	Delinquent Tax & Lien Collections	126,874.77	School Taxes in Municipal Budget	
Assessment of Taxes	58,406.00	Business Personalty Replacement Taxes	6,747.84	Cauntty Taxes	.62
Collection of Taxes	21,000.00	Taxes From Public Utilities	377,887.00	County Library Taxes	.03
Planning, Housing & Development	5,374.04	Other Miscellaneous Tax Revenues		Local Municipal Purpose Taxes	.43
Human Resources	19,508.00	State Aid Revenues	229,311.96	Veteran & Senior Citizen Taxes	
Elections	1,380.00	Federal Aid Revenues		Total Taxes for Rate Computation	2.36
General Administration (other)	193,359.00			Special District Taxes	
JUDICIARY	27,571.00	Sale of Acquired Property		Bank Corp. Taxes	
Municipal Courts		Other Miscellaneous Revenues	102,352.07	Added and Omitted Taxes	5,936.19
PUBLIC SAFETY	31,296.30	Total	2,791,877.26	Total Taxes Levied - ABSTRACT	2,074,500.09
Fire Protection	260,553.00	Prior Years Surplus Appropriated	175,016.17	Total Taxes Billed	2,074,500.09
Police Protection	1,103.00	REVENUES	2,966,893.43	1993 TAXES COLLECTED	1,948,703.62
Civil Defense & Disaster Control	18,150.04	Reserve For Uncollected Taxes	133,866.00	1993 Taxes Cancelled, Abated or Adjusted	
Environmental Inspection & Control				Transfer to Tax Title Liens or Foreclosed	1,591.85
Other Public Safety		CAPITAL OUTLAY	TOTAL	Balance Outstanding Dec. 31, 1993	124,204.62
PUBLIC WORKS	180,483.00	Public Enterprises		PRIOR YEARS TAXES OUTSTANDING	
Streets and Drainage		Recreation-Culture		Balance January 1, 1993	127,437.53
Sewers and Sewage Processing	242,420.00	Public Works		Collected in 1993	126,874.77
Garbage and Trash Disposal	31,160.00	Buildings and Grounds		Cancelled, Abated or Adjusted 1993	
Public Buildings and Grounds		Library and Education		Transfers to Tax Title Liens or Foreclosed	
Other Public Works		Conservation		Balance December 31, 1993	562.76
HEALTH and WELFARE	690.00	All Other		TAX TITLE LIENS OUTSTANDING	
Health Services Except Environmental	600.00	CAPITAL DEBT AUTHORIZED, DECEMBER 31, 1993		Balance January 1, 1993	4,585.86
Welfare-Public Assistance		ISSUED AND UNISSUED	GROSS DEBT	Transfer From Taxes	1,591.85
Hospital, Clinics, First Aid		School	223,399	Redeemed In 1993	
Animal, Insect, & Rodent Control		Self-Liquidating	205,141	Cancelled, Abated or Adjusted (1993)	
Other Welfare Services		Other	52,350	Transfer to Foreclosed Property	
RECREATION and CONSERVATION		Total	480,891	Balance December 31, 1993	6,177.71
Beaches and Boardwalks	5,700.00	ISSUED AND OUTSTANDING		PROPERTY ACQUIRED BY DEED OR FORECLOSURE	
Parks, Playgrounds, Shade Trees		School	223,399.48	Balance January 1, 1993	17,493.00
Land Reclamation & Conservation	1,050.00	Self-Liquidating	205,141.54	Transfers From Taxes or Liens	
Other Recreational Services		Other	42,000.00	Sale For Cash (1993)	
EDUCATION (excluding schools)		Total	470,541.02	Cancelled, Abated or Adjusted (1993)	
Libraries		EQUALIZED VALUATION BASIS FOR NET DEBT COMPUTATION	85,629,856	Balance December 31, 1993	17,493.00
Other Educational Services		REAL PROPERTY VALUATIONS		CURRENT FINANCES DECEMBER 31, 1993	
STATUTORY EXPENDITURES	53,250.18	Code	Class	# of Parcels	% VAL'N
Pensions & F. I. C. A.	91,025.00	1	Vacant Land	135	1.77
Employee Fringe Benefits	3,675.00	2	Residential	1052	91.64
Other Statutory Expenditures		3	Farm		
CETA And Other Public Employment Programs	1,276,806.60	4a	Commercial	39	5.34
MUNICIPAL FUNCTIONS		4b	Industrial		
CAPITAL IMPROVEMENTS		4c	Apartments	4	.75
DEBT SERVICE	14,000.00	Total		1230	
Principal Payments	1,960.00	Land Area	1.00	Sq. Miles	
Interest Payments		Net Valuation Taxable-Municipal			
DEFERRED CHARGES	12,551.87	Net Valuation Taxable-County			
SCHOOL, COUNTY, SPECIAL DISTRICT TAXES	1,693,952.90	State Equalized Valuation			
RESERVE FOR UNCOLLECTED TAXES	133,866.00	State Equalization Ratio			
EXPENDITURES	3,133,135.37				
TOTAL					

ASSETS		LIABILITIES, RESERVES, AND SURPLUS	
Cosh Dec. 31, 1993	602,579.46	Cosh Liabilities	329,964.04
Taxes Receivable	124,767.38	Reserves for Receivables	155,731.39
Tax Title Liens	6,177.71	Surplus Dec. 31, 1993	315,996.67
Foreclosed Property	17,493.00		
Emergencies & Other Deferred Charges	43,381.25		
State and Federal Aid Receivable			
Other Receivables	7,293.30		
Total	801,692.10	Total	801,692.10

1334

Population 1990 28,148
 Population 1993 28,694
 S & P Rating
 Moody Rating AAA

General Tax Rate Per \$100. 2.38
 State Equalized Tax Rate 2.34

NEPTUNE TOWNSHIP - MONMOUTH CO.

Form of Government:
 Township Committee

Number of Members on Governing Body - 5

PER CAPITA:		PER CENT:	
Gross Debt	780.46	Gross Debt	1.62
Net Debt	616.41	Net Debt	1.28
Debt Service	51.92	Tax Levy Collected	95.44
Total Tax Levy	1,163.56	Tax Levy Cancelled, Abated or Adjusted	.23
Municipal Expenditures	671.60		

EXPENDITURES		REVENUES-REAUZED		1993 PROPERTY TAX	
GENERAL GOVERNMENT		1993 Property Taxes Collected		STATE EQUAUZED TAX RATE	
Governing Body & Public Boards	130,663.00	1993 Payments in Lieu of Taxes	31,872,244.00	Local District School Taxes	1.34
Municipal Clerk	240,961.00	Delinquent Tax & Lien Collections	156,151.00	Regional & Consolidated School Tax	
Financial Administration	137,207.00	Business Personalty Replacement Taxes	1,607,338.00	School Taxes in Municipal Budget	
Assessment of Taxes	193,454.00	Taxes From Public Utilities	286,998.00	County Taxes	.46 *
Collection of Taxes	86,062.00	Other Miscellaneous Tax Revenues	2,894,294.00	County Library Taxes	
Planning, Housing & Development	1,332,780.60	State Aid Revenues	3,126,166.25	Local Municipal Purpose Taxes	.53
Human Resources	7,000.00	Federal Aid Revenues	4,000.00	Veteran & Senior Citizen Taxes	
Elections	1,284,550.00			Total Taxes for Rate Computation	2.33
General Administration (other)				Special District Taxes	
JUDICIARY				Bank Corp. Taxes	
Municipal Courts	163,400.00			Added and Omitted Taxes	
PUBLIC SAFETY				Total Taxes Levied - ABSTRACT	61,112.00
Fire Protection				Total Taxes Billed	33,387,271.27
Police Protection	3,472,690.00			1993 TAXES COLLECTED	33,389,120.00
Civil Defense & Disaster Control	42,744.00			1993 Taxes Cancelled, Abated or Adjusted	31,872,244.00
Environmental Inspection & Control	419,767.00			Transfer to Tax Title Liens or Foreclosed	77,356.00
Other Public Safety				Balance Outstanding Dec. 31, 1993	35,661.00
PUBUC WORKS					1,403,860.00
Streets and Drainage	543,969.00				
Sewers and Sewage Processing	422,957.00				
Garbage and Trash Disposal	1,967,730.65				
Public Buildings and Grounds	381,958.00				
Other Public Works	884,001.00				
HEALTH and WELFARE					
Health Services Except Environmental	92,050.50				
Welfare-Public Assistance	96,565.00				
Hospital, Clinics, First Aid					
Animal, Insect, & Rodent Control					
Other Welfare Services					
RECREATION and CONSERVATION					
Beaches and Boardwalks					
Parks, Playgrounds, Shade Trees	319,044.00				
Land Reclamation & Conservation	62,914.25				
Other Recreational Services	199,875.00				
EDUCATION (excluding schools)					
Libraries	585,600.00				
Other Educational Services	36,950.00				
STATUTORY EXPENDITURES					
Pensions & F. I. C. A.	400,137.00				
Employee Fringe Benefits	1,882,185.00				
Other Statutory Expenditures					
CETA And Other Public Employment Programs					
MUNICIPAL FUNCTIONS TOTAL	15,387,215.00				
CAPITAL IMPROVEMENTS *MEMO*	100,000.00				
DEBT SERVICE					
Principal Payments	789,896.36				
Interest Payments	699,808.75				
DEFERRED CHARGES	219,057.99				
SCHOOL, COUNTY, SPECIAL DISTRICT TAXES	26,083,693.07				
RESERVE FOR UNCOLLECTED TAXES	2,175,000.00				
EXPENDITURES TOTAL	45,354,671.17				

Population 1990 4,997
 Population 1993 5,127
 S & P Rating
 Moody Rating

General Tax Rate Per \$100. 2.53
 State Equalized Tax Rate 2.36

NEPTUNE CITY BORO. - MONMOUTH CO.

Form of Government:

Borough Council

Number of Members on Governing Body - 6

PER CAPITA

Gross Debt 95.68
 Net Debt 95.58
 Debt Service 7.30
 Total Tax Levy 2,442.33
 Municipal Expenditures 537.91

PER CENT:

Gross Debt .22
 Net Debt .22
 Tax Levy Collected 95.56
 Tax Levy Cancelled, Abated
 or Adjusted .20

EXPENDITURES		REVENUES-REALIZED		1993 PROPERTY TAX	
GENERAL GOVERNMENT				STATE EQUALIZED TAX RATE	
Governing Body & Public Boards		1993 Property Taxes Collected	4,961,072.38	Local District School Taxes	1.22
Municipal Clerk		1993 Payments in Lieu of Taxes	29,542.44	Regional & Consolidated School Tax	
Financial Administration	20,900.00	Delinquent Tax & Lien Collections	146,680.28	School Taxes in Municipal Budget	
Assessment of Taxes	39,285.00	Business Personalty Replacement Taxes	70,462.40	County Taxes	.47 *
Collection of Taxes	43,555.70	Taxes From Public Utilities	358,397.78	County Library Taxes	.02
Planning, Housing & Development	83,185.00	Other Miscellaneous Tax Revenues		Local Municipal Purpose Taxes	.65
Human Resources	61,501.00	State Aid Revenues	276,136.22	Veteran & Senior Citizen Taxes	
Elections	1,300.00	Federal Aid Revenues		Total Taxes for Rate Computation	2.36
General Administration (other)	281,303.62			Special District Taxes	
JUDICIARY				Bank Corp. Taxes	
Municipal Courts	86,772.18	Sale of Acquired Property		Added and Omitted Taxes	
PUBLIC SAFETY		Other Miscellaneous Revenues	452,607.38	Total Taxes Levied - ABSTRACT	12,524,404.50
Fire Protection	79,574.70			Total Taxes Billed	5,191,395.13
Police Protection	950,089.55	Prior Years Surplus Appropriated	500,000.00	1993 TAXES COLLECTED	4,961,072.38
Civil Defense & Disaster Control	1,175.00	REVENUES TOTAL	6,794,898.88	1993 Taxes Cancelled, Abated or Adjusted	10,447.75
Environmental Inspection & Control	22,390.00	Reserve For Uncollected Taxes	255,000.14	Transfer to Tax Title Liens or Foreclosed	1,072.30
Other Public Safety		CAPITAL OUTLAY TOTAL	310,823.40	Balance Outstanding Dec. 31, 1993	218,802.75
PUBLIC WORKS				PRIOR YEARS TAXES OUTSTANDING	
Streets and Drainage	295,786.00	Public Enterprises	35,706.94	Balance January 1, 1993	164,477.48
Sewers and Sewage Processing		Recreation-Culture		Collected in 1993	146,680.28
Garbage and Trash Disposal	262,760.00	Public Works	264,890.14	Cancelled, Abated or Adjusted 1993	
Public Buildings and Grounds	600.00	Buildings and Grounds	10,226.32	Transfers to Tax Title Liens or Foreclosed	
Other Public Works		Library and Education		Balance December 31, 1993	17,797.20
HEALTH and WELFARE		Conservation		TAX TITLE LIENS OUTSTANDING	
Health Services Except Environmental		All Other		Balance January 1, 1993	11,206.89
Welfare-Public Assistance	9,822.00			Transfer From Taxes	1,072.30
Hospital, Clinics, First Aid		CAPITAL DEBT AUTHORIZED, DECEMBER 31, 1993		Redeemed In 1993	
Animal, Insect, & Radent Control		ISSUED AND UNISSUED		Cancelled, Abated or Adjusted (1993)	
Other Welfare Services		SCHOOL		Transfer to Foreclosed Property	12,190.72
RECREATION and CONSERVATION		Self-Liquidating		Balance December 31, 1993	88.47
Beaches and Boardwalks		Other	490,567	PROPERTY ACQUIRED BY DEED OR FORECLOSURE	
Parks, Playgrounds, Shade Trees	3,000.00	Total	490,567	Balance January 1, 1993	83,222.28
Land Reclamation & Conservation	99,625.00			Transfers From Taxes or Liens	12,190.72
Other Recreational Services	8,000.00	ISSUED AND OUTSTANDING		Sale For Cash (1993)	26,000.00
EDUCATION (excluding schools)		SCHOOL		Cancelled, Abated or Adjusted (1993)	16,200.00
Libraries	18,830.00	Self-Liquidating		Balance December 31, 1993	53,213.00
Other Educational Services		Other	177,300.00	CURRENT FINANCES DECEMBER 31, 1993	
STATUTORY EXPENDITURES		Total	177,300.00	ASSETS	
Pensions & F. I. C. A.	171,658.00	EQUALIZED VALUATION BASIS		Cash Dec. 31, 1993	1,976,622.95
Employee Fringe Benefits	154,200.00	FOR NET DEBT COMPUTATION	218,555.049	Taxes Receivable	236,599.95
Other Statutory Expenditures		REAL PROPERTY VALUATIONS		Tax Title Liens	88.47
CETA And Other Public Employment Programs		Code Class # of Parcels % VAL'N		Foreclosed Property	53,213.00
MUNICIPAL FUNCTIONS		1 Vacant Land 99 2.20	4,433,100.00	Emergencies & Other Deferred Charges	160.11
CAPITAL IMPROVEMENTS		2 Residential 1368 64.84	130,695,403.00	State and Federal Aid Receivable	7,989.86
DEBT SERVICE		3 Farm 99 20.18	40,673,600.00	Other Receivables	352,328.84
Principal Payments	35,000.00	4a Commercial 99 20.18	40,673,600.00	Total	2,627,003.13
Interest Payments	2,406.25	4b Industrial 11 3.03	6,100,300.00	LIABILITIES, RESERVES, AND SURPLUS	
		4c Apartments 9 9.76	19,669,400.00	Cash Liabilities	418,099.90
		Total 1586	201,568,900.00	Reserves for Receivables	642,230.26
DEFERRED CHARGES		Land Area .90 Sq. Miles		Surplus Dec. 31, 1993	1,566,673.12
SCHOOL, COUNTY, SPECIAL DISTRICT TAXES	26,514.21	Net Valuation Taxable-Municipal	202,345,613	Total	2,627,003.13
RESERVE FOR UNCOLLECTED TAXES	3,705,433.80	Net Valuation Taxable-County	213,990,322		
EXPENDITURES		State Equalized Valuation	217,191,672		
TOTAL	6,719,657.15	State Equalization Ratio	93.14		

1428

Population 1990 **3,311**
 Population 1993 **3,302**
 S & P Rating
 Moody Rating

General Tax Rate Per \$100. **2.33**
 State Equalized Tax Rate **2.53**

NETCONG BOROUGH - MORRIS COUNTY

Form of Government:

Borough Council

Number of Members on Governing Body - 6

PER CAPITA:

Gross Debt **726.67**
 Net Debt **580.34**
 Debt Service **69.71**
 Total Tax Levy **1,174.57**
 Municipal Expenditures **585.99**

PER CENT:

Gross Debt **1.53**
 Net Debt **1.27**
 Tax Levy Collected **95.14**
 Tax Levy Cancelled, Abated or Adjusted **.23**

EXPENDITURES		REVENUES-REALIZED		1993 PROPERTY TAX	
GENERAL GOVERNMENT		1993 Property Taxes Collected		STATE EQUALIZED TAX RATE	
Governing Body & Public Boards		1993 Payments in Lieu of Taxes	3,732,781.12	Local District School Taxes	1.05
Municipal Clerk		Delinquent Tax & Lien Collections	111,558.00	Regional & Consolidated School Tax	.47
Financial Administration	36,337.00	Business Personalty Replacement Taxes	51,878.12	School Taxes in Municipal Budget	
Assessment of Taxes	11,150.00	Taxes From Public Utilities	239,707.00	County Taxes	.30
Collection of Taxes	20,900.00	Other Miscellaneous Tax Revenues	205,971.35	County Library Taxes	
Planning, Housing & Development	22,430.00	State Aid Revenues		Local Municipal Purpose Taxes	.69
Human Resources	27,318.00	Federal Aid Revenues		Veteran & Senior Citizen Taxes	
Elections				Total Taxes for Rate Computation	2.51
General Administration (other)	321,335.00			Special District Taxes	
JUDICIARY		Sale of Acquired Property		Bank Corp. Taxes	
Municipal Courts	35,200.00	Other Miscellaneous Revenues	190,028.33	Added and Omitted Taxes	8,633.65
PUBLIC SAFETY		Total	4,531,923.92	Total Taxes Levied - ABSTRACT	3,878,420.66
Fire Protection	22,097.00	Prior Years Surplus Appropriated	200,000.00	Total Taxes Billed	3,923,557.78
Police Protection	345,969.00	REVENUES TOTAL	4,731,923.92	1993 TAXES COLLECTED	3,732,781.12
Civil Defense & Disaster Control	1,335.00	Reserve For Uncollected Taxes	246,000.00	1993 Taxes Cancelled, Abated or Adjusted	11,108.90
Environmental Inspection & Control	28,900.00			Transfer to Tax Title Liens or Foreclosed	21,713.27
Other Public Safety		CAPITAL OUTLAY TOTAL	110,642.69	Balance Outstanding Dec. 31, 1993	157,954.49
PUBLIC WORKS				PRIOR YEARS TAXES OUTSTANDING	
Streets and Drainage	99,900.00	Public Enterprises	12,214.00	Balance January 1, 1993	187,322.76
Sewers and Sewage Processing		Recreation-Culture		Collected in 1993	180,449.14
Garbage and Trash Disposal	175,000.00	Public Works	15,688.04	Cancelled, Abated or Adjusted 1993	3.34
Public Buildings and Grounds	13,900.00	Buildings and Grounds	82,740.65	Transfers to Tax Title Liens or Foreclosed	7,358.46
Other Public Works	13,250.00	Library and Education		Balance December 31, 1993	11.82
HEALTH and WELFARE		Conservation		TAX TITLE LIENS OUTSTANDING	
Health Services Except Environmental	30,400.00	All Other		Balance January 1, 1993	47,752.15
Welfare-Public Assistance	8,800.00			Transfer From Taxes	30,213.41
Hospital, Clinics, First Aid		CAPITAL DEBT AUTHORIZED, DECEMBER 31, 1993		Redeemed In 1993	24,870.58
Animal, Insect, & Rodent Control	4,800.00	ISSUED AND UNISSUED		Cancelled, Abated or Adjusted (1993)	
Other Welfare Services		School	234,552	Transfer to Foreclosed Property	
RECREATION and CONSERVATION		Self-Liquidating	797,470	Balance December 31, 1993	53,094.98
Beaches and Boardwalks		Other	1,367,453	PROPERTY ACQUIRED BY DEED OR	
Parks, Playgrounds, Shade Trees		Total	2,399,475	FORECLOSURE	
Land Reclamation & Conservation	18,000.00			Balance January 1, 1993	700.00
Other Recreational Services	21,900.00	ISSUED AND OUTSTANDING		Transfers From Taxes or Liens	
EDUCATION (excluding schools)		School	234,552.01	Sale For Cash (1993)	
Libraries	6,300.00	Self-Liquidating	797,470.68	Cancelled, Abated or Adjusted (1993)	
Other Educational Services		Other	1,214,000.00	Balance December 31, 1993	700.00
STATUTORY EXPENDITURES		Total	2,246,022.69	CURRENT FINANCES DECEMBER 31, 1993	
Pensions & F. I. C. A.	44,645.00	EQUALIZED VALUATION BASIS		ASSETS	
Employee Fringe Benefits	132,914.00	FOR NET DEBT COMPUTATION	151,496,215	Cash Dec. 31, 1993	507,560.99
Other Statutory Expenditures		REAL PROPERTY VALUATIONS		Taxes Receivable	157,966.31
CETA And Other Public Employment Programs		Code Class # of Parcels % VAL'N	ASSESSED VALUATION	Tax Title Liens	53,094.98
MUNICIPAL FUNCTIONS TOTAL	1,442,780.00	1 Vacant Land 52 2.10	3,428,600.00	Foreclosed Property	700.00
CAPITAL IMPROVEMENTS *MEMO*	20,000.00	2 Residential 783 71.01	115,662,100.00	Emergencies & Other Deferred Charges	41,000.00
DEBT SERVICE		3 Farm		State and Federal Aid Receivable	
Principal Payments	171,047.00	4a Commercial 72 16.07	26,181,100.00	Other Receivables	154,544.00
Interest Payments	59,125.04	4b Industrial 4 .62	1,016,400.00	Total	914,866.23
		4c Apartments 1 10.19	16,600,000.00	LIABILITIES, RESERVES, AND SURPLUS	
		Total 917	152,888,200.00	Cash Liabilities	222,251.46
DEFERRED CHARGES	16,000.00	Land Area .90 Sq. Miles		Reserves for Receivables	366,305.29
SCHOOL, COUNTY, SPECIAL DISTRICT TAXES	2,810,712.01	Net Valuation Taxable-Municipal	168,022,495	Surplus Dec. 31, 1993	326,309.53
RESERVE FOR UNCOLLECTED TAXES	246,000.00	Net Valuation Taxable-County	161,588,063	Total	914,866.28
EXPENDITURES TOTAL	4,745,665.05	State Equalized Valuation	154,889,007		
		State Equalization Rate	108.77		

Population 1990 41,711
 Population 1993 41,577
 S & P Rating AAA
 Moody Rating AAA

General Tax Rate Per \$100. 2.82
 State Equalized Tax Rate 2.69

NEW BRUNSICK CITY - MIDDLESEX CO.

Form of Government:

Mayor-Council Plan E (OMCL 50)

Number of Members on Governing Body - 5

PER CAPITA:

Gross Debt 3,185.40
 Net Debt 940.71
 Debt Service 263.65
 Total Tax Levy 902.95
 Municipal Expenditures 1,119.01

PER CENT:

Gross Debt 10.11
 Net Debt 2.98
 Tax Levy Collected 91.51
 Tax Levy Cancelled, Abated or Adjusted 1.22

EXPENDITURES		REVENUES-REALIZED		1993 PROPERTY TAX	
GENERAL GOVERNMENT		1993 Property Taxes Collected		STATE EQUALIZED TAX RATE	
Governing Body & Public Boards	191,480.00	1993 Payments in Lieu of Taxes		Local District School Taxes 1.45	
Municipal Clerk	240,405.00	Delinquent Tax & Lien Collections		Regional & Consolidated School Tax	
Financial Administration	241,666.00	Business Personality Replacement Taxes		School Taxes in Municipal Budget .37	
Assessment of Taxes	124,978.00	Taxes From Public Utilities		County Taxes .43	
Collection of Taxes	244,751.00	Other Miscellaneous Tax Revenues		County Library Taxes	
Planning, Housing & Development	469,443.00	State Aid Revenues		Local Municipal Purpose Taxes .73	
Human Resources	1,225,771.00	Federal Aid Revenues		Veteran & Senior Citizen Taxes	
Elections		Sale of Acquired Property		Total Taxes for Rate Computation 2.68	
General Administration (other)	2,886,400.00	Other Miscellaneous Revenues		Special District Taxes	
JUDICIARY		Prior Years Surplus Appropriated		Bank Corp. Taxes	
Municipal Courts	409,292.00	REVENUES		Added and Omitted Taxes	
PUBLIC SAFETY		Reserve For Uncollected Taxes		Total Taxes Levied - ABSTRACT	
Fire Protection	4,787,732.00	CAPITAL OUTLAY		Total Taxes Billed	
Police Protection	7,999,294.49	Public Enterprises		1993 TAXES COLLECTED	
Civil Defense & Disaster Control	4,000.00	Recreation-Culture		1993 Taxes Cancelled, Abated or Adjusted	
Environmental Inspection & Control	552,318.00	Public Works		Transfer to Tax Title Liens or Foreclosed	
Other Public Safety		Buildings and Grounds		Balance Outstanding Dec. 31, 1993	
PUBLIC WORKS		Library and Education		PRIOR YEARS TAXES OUTSTANDING	
Streets and Drainage	1,687,577.00	Conservation		Balance January 1, 1993	
Sewers and Sewage Processing		All Other		Collected in 1993	
Garbage and Trash Disposal	1,694,526.00	CAPITAL DEBT AUTHORIZED, DECEMBER 31, 1993		Cancelled, Abated or Adjusted 1993	
Public Buildings and Grounds	856,786.00	ISSUED AND UNISSUED		Transfers to Tax Title Liens or Foreclosed	
Other Public Works	18,000.00	SCHOOL		Balance December 31, 1993	
HEALTH and WELFARE		Self-Liquidating		TAX TITLE LIENS OUTSTANDING	
Health Services Except Environmental	360,871.00	Other		Balance January 1, 1993	
Welfare-Public Assistance	151,350.00	Total		Transfer From Taxes	
Hospital, Clinics, First Aid		GROSS DEBT		Redeemed in 1993	
Animal, Insect, & Rodent Control		NET DEBT		Cancelled, Abated or Adjusted (1993)	
Other Welfare Services	314,875.00	SCHOOL		Transfer to Foreclosed Property	
RECREATION and CONSERVATION		Self-Liquidating		Balance December 31, 1993	
Beaches and Boardwalks	662,698.00	Other		PROPERTY ACQUIRED BY DEED OR	
Parks, Playgrounds, Shade Trees	125,600.67	Total		FORECLOSURE	
Land Reclamation & Conservation	559,394.00	ISSUED AND OUTSTANDING		Balance January 1, 1993	
Other Recreational Services		SCHOOL		Transfers From Taxes or Liens	
EDUCATION (excluding schools)		Self-Liquidating		Sale For Cash (1993)	
Libraries	602,512.00	Other		Cancelled, Abated or Adjusted (1993)	
Other Educational Services	63,528.98	Total		Balance December 31, 1993	
STATUTORY EXPENDITURES		EQUALIZED VALUATION BASIS		CURRENT FINANCES DECEMBER 31, 1993	
Pensions & F.I. C. A.	2,447,250.00	FOR NET DEBT COMPUTATION		ASSETS	
Employee Fringe Benefits	2,729,900.00	REAL PROPERTY VALUATIONS		Cash Dec. 31, 1993	
Other Statutory Expenditures		Code Class # of Parcels % VAL'N		Taxes Receivable	
CETA and Other Public Employment Programs	31,452,399.14	1 Vacant Land 1274 2.69		Tax Title Liens	
MUNICIPAL FUNCTIONS		2 Residential 5522 49.24		Foreclosed Property	
CAPITAL IMPROVEMENTS	75,000.00	3 Farm		Emergencies & Other Deferred Charges	
DEBT SERVICE		4a Commercial 821 26.92		State and Federal Aid Receivable	
Principal Payments	6,477,448.40	4b Industrial 63 11.27		Other Receivables	
Interest Payments	4,484,522.67	4c Apartments 148 9.87		Total	
TYPE I SCHL DEBT *MEMO	2,699,783.69	Total 7828		LIABILITIES, RESERVES, AND SURPLUS	
DEFERRED CHARGES	63,260.00	Land Area 5.50 Sq. Miles		Cash Liabilities	
SCHOOL, COUNTY, SPECIAL DISTRICT TAXES	27,307,760.24	Net Valuation Taxable-Municipal		Reserves for Receivables	
RESERVE FOR UNCOLLECTED TAXES	4,006,000.00	Net Valuation Taxable-County		Surplus Dec. 31, 1993	
EXPENDITURES	73,791,390.45	State Equalized Valuation		Total	
TOTAL		State Equalization Ratio			

0325

Population 1990 9,546
 Population 1993 3,612
 S & P Rating
 Moody Rating

General Tax Rate Per \$100. .45
 State Equalized Tax Rate .42

NEW HANOVER TWP. - BURLINGTON CO.

Form of Government:

Township Committee

Number of Members on Governing Body - 3

PER CAPITA:

Gross Debt 51.46
 Net Debt
 Debt Service
 Total Tax Levy 46.31
 Municipal Expenditures 442.82

PER CENT:

Gross Debt .57
 Net Debt
 Tax Levy Collected 86.68
 Tax Levy Cancelled, Abated or Adjusted .50

EXPENDITURES		REVENUES-REALIZED		1993 PROPERTY TAX	
GENERAL GOVERNMENT				STATE EQUALIZED TAX RATE	
Governing Body & Public Boards		1993 Property Taxes Collected	145,192.00	Local District School Taxes	
Municipal Clerk		1993 Payments in Lieu of Taxes		Regional & Consolidated School Tax	.40 148,759.73
Financial Administration	52,408.00	Delinquent Tax & Lien Collections		School Taxes in Municipal Budget	
Assessment of Taxes	20,200.00	Business Personalty Replacement Taxes	3,831.00	County Taxes	
Collection of Taxes	22,100.00	Taxes From Public Utilities	284,483.00	County Library Taxes	.03 11,866.45
Planning, Housing & Development	24,692.00	Other Miscellaneous Tax Revenues		Local Municipal Purpose Taxes	
Human Resources	7,049.00	State Aid Revenues	742,228.00	Veteran & Senior Citizen Taxes	4,500.00
Elections		Federal Aid Revenues		Total Taxes for Rate Computation	.43 165,126.18
General Administration (other)	151,500.00			Special District Taxes	
JUDICIARY		Sale of Acquired Property		Bank Corp. Taxes	
Municipal Courts	80,000.00	Other Miscellaneous Revenues	172,348.00	Added and Omitted Taxes	6,629.00
PUBLIC SAFETY		Total	1,348,082.00	Total Taxes Levied - ABSTRACT	167,255.18
Fire Protection	48,131.00	Prior Years Surplus Appropriated	382,779.00	Total Taxes Billed	167,504.00
Police Protection	142,100.00	REVENUES TOTAL	1,730,861.00	1993 TAXES COLLECTED	145,192.00
Civil Defense & Disaster Control	5,600.00	Reserve For Uncollected Taxes	9,805.00	1993 Taxes Cancelled, Abated or Adjusted	844.00
Environmental Inspection & Control	30,200.00			Transfer to Tax Title Liens or Foreclosed	
Other Public Safety		CAPITAL OUTLAY TOTAL		Balance Outstanding Dec. 31, 1993	21,468.00
PUBLIC WORKS				PRIOR YEARS TAXES OUTSTANDING	
Streets and Drainage	408,805.00	Public Enterprises		Balance January 1, 1993	5,305.00
Sewers and Sewage Processing	4,550.00	Recreation-Culture		Collected in 1993	4,556.00
Garbage and Trash Disposal	35,000.00	Public Works		Cancelled, Abated or Adjusted 1993	
Public Buildings and Grounds	59,000.00	Buildings and Grounds		Transfers to Tax Title Liens or Foreclosed	
Other Public Works		Library and Education		Balance December 31, 1993	749.00
HEALTH and WELFARE		Conservation		TAX TITLE LIENS OUTSTANDING	
Health Services Except Environmental	2,200.00	All Other		Balance January 1, 1993	1,351.00
Welfare-Public Assistance	1,800.00			Transfer From Taxes	
Hospital, Clinics, First Aid		CAPITAL DEBT AUTHORIZED, DECEMBER 31, 1993		Redeemed In 1993	826.00
Animal, Insect, & Rodent Control	9,500.00	ISSUED AND UNISSUED		Cancelled, Abated or Adjusted (1993)	
Other Welfare Services		School	185,876	Transfer to Foreclosed Property	
RECREATION and CONSERVATION		Self-Liquidating		Balance December 31, 1993	525.00
Beaches and Boardwalks		Other		PROPERTY ACQUIRED BY DEED OR	
Parks, Playgrounds, Shade Trees	10,600.00	Total	185,876	FORECLOSURE	
Land Reclamation & Conservation		ISSUED AND OUTSTANDING		Balance January 1, 1993	
Other Recreational Services	31,400.00	School	185,876.90	Transfers From Taxes or Liens	
EDUCATION (excluding schools)		Self-Liquidating		Sale For Cash (1993)	
Libraries		Other		Cancelled, Abated or Adjusted (1993)	
Other Educational Services		Total	185,876.90	Balance December 31, 1993	
STATUTORY EXPENDITURES		EQUALIZED VALUATION BASIS		CURRENT FINANCES DECEMBER 31, 1993	
Pensions & F. I. C. A.	36,895.00	FOR NET DEBT COMPUTATION	32,353,383	ASSETS	
Employee Fringe Benefits	50,000.00	REAL PROPERTY VALUATIONS		Cash Dec. 31, 1993	920,561.00
Other Statutory Expenditures	1,500.00	Code Class # of Parcels % VAL'N	ASSESSED VALUATION	Taxes Receivable	22,217.00
CETA And Other Public Employment Programs		1 Vacant Land 108 7.11	2,341,200.00	Tax Title Liens	525.00
MUNICIPAL FUNCTIONS TOTAL	1,235,230.00	2 Residential 173 57.92	19,077,500.00	Foreclosed Property	
CAPITAL IMPROVEMENTS *MEMO*		3 Farm 40 5.17	1,702,400.00	Emergencies & Other Deferred Charges	25,000.00
DEBT SERVICE		4a Commercial 26 29.56	9,737,400.00	State and Federal Aid Receivable	
Principal Payments		4b Industrial 1 .24	77,500.00	Other Receivables	4,679.00
Interest Payments		4c Apartments		Total	972,982.00
DEFERRED CHARGES	354,415.00	Total	32,936,000.00	LIABILITIES, RESERVES, AND SURPLUS	
SCHOOL, COUNTY, SPECIAL DISTRICT TAXES	160,626.18	Land Area 21.85 Sq. Miles		Cash Liabilities	352,280.00
RESERVE FOR UNCOLLECTED TAXES	9,805.00	Net Valuation Taxable-Municipal	35,434,935	Reserves for Receivables	27,421.00
EXPENDITURES TOTAL	1,760,076.18	Net Valuation Taxable-County	35,454,898	Surplus Dec. 31, 1993	593,281.00
		State Equalized Valuation	37,488,843	Total	972,982.00
		State Equalization Ratio	94.13		

0238

Population 1990 **15,990**
 Population 1993 **16,143**
 S & P Rating **AAA**
 Moody Rating **A1**

General Tax Rate Per \$100. **2.13**
 State Equalized Tax Rate **2.30**

NEW MILFORD BOROUGH - BERGEN CO.

Form of Government:

Borough Council

Number of Members on Governing Body - 6

PER CAPITA:

Gross Debt **455.54**
 Net Debt **425.87**
 Debt Service **51.16**
 Total Tax Levy **1,276.39**
 Municipal Expenditures **623.26**

PER CENT.

Gross Debt **.81**
 Net Debt **.76**
 Tax Levy Collected **98.29**
 Tax Levy Cancelled, Abated or Adjusted **.10**

EXPENDITURES		REVENUES-REALIZED		1993 PROPERTY TAX	
GENERAL GOVERNMENT				STATE EQUALIZED TAX RATE 1.49	
Governing Body & Public Boards		1993 Property Taxes Collected	20,306,056.44	Local District School Taxes	13,287,379.50
Municipal Clerk		1993 Payments in Lieu of Taxes		Regional & Consolidated School Tax	
Financial Administration	35,000.00	Delinquent Tax & Lien Collections	446,570.96	School Taxes in Municipal Budget	
Assessment of Taxes	57,539.00	Business Personalty Replacement Taxes	73,146.40	County Taxes	.28 2,463,137.35
Collection of Taxes	104,173.00	Taxes From Public Utilities	1,354,795.00	County Library Taxes	
Planning, Housing & Development	8,950.00	Other Miscellaneous Tax Revenues		Local Municipal Purpose Taxes	.54 4,802,999.91
Human Resources	97,085.00	State Aid Revenues	2,081,342.79	Veteran & Senior Citizen Taxes	147,400.00
Elections		Federal Aid Revenues		Total Taxes for Rate Computation	2.31 20,700,917.26
General Administration (other)	659,974.00			Special District Taxes	
JUDICIARY		Sale of Acquired Property		Bank Corp. Taxes	
Municipal Courts	118,189.00	Other Miscellaneous Revenues	687,845.20	Added and Omitted Taxes	51,279.43
PUBLIC SAFETY		Total	24,949,754.79	Total Taxes Levied - ABSTRACT	20,604,796.69
Fire Protection	220,440.00	Prior Years Surplus Appropriated	745,000.00	Total Taxes Billed	20,659,810.96
Police Protection	1,984,385.00	REVENUES TOTAL	25,694,754.79	1993 TAXES COLLECTED	20,306,054.44
Civil Defense & Disaster Control	12,767.00	Reserve For Uncollected Taxes	563,000.00	1993 Taxes Cancelled, Abated or Adjusted	21,144.93
Environmental Inspection & Control	88,883.00	CAPITAL OUTLAY TOTAL	1,202,092.14	Transfer to Tax Title Liens or Foreclosed	17,500.00
Other Public Safety				Balance Outstanding Dec. 31, 1993	315,111.51
PUBLIC WORKS		Public Enterprises		PRIOR YEARS TAXES OUTSTANDING	
Streets and Drainage	868,096.00	Recreation-Culture	458.31	Balance January 1, 1993	446,570.96
Sewers and Sewage Processing	945,501.00	Public Works	343,211.99	Collected in 1993	446,570.96
Garbage and Trash Disposal	994,000.00	Buildings and Grounds	856,012.80	Cancelled, Abated or Adjusted 1993	
Public Buildings and Grounds	218,176.00	Library and Education	2,409.04	Transfers to Tax Title Liens or Foreclosed	
Other Public Works		Conservation		Balance December 31, 1993	
HEALTH and WELFARE		All Other		TAX TITLE LIENS OUTSTANDING	
Health Services Except Environmental	84,059.45			Balance January 1, 1993	27,118.62
Welfare-Public Assistance	15,550.00	CAPITAL DEBT AUTHORIZED, DECEMBER 31, 1993		Transfer From Taxes	17,500.00
Hospital, Clinics, First Aid		ISSUED AND UNISSUED		Redeemed In 1993	
Animal, Insect, & Rodent Control	6,000.00	School		Cancelled, Abated or Adjusted (1993)	
Other Welfare Services		Self-Liquidating	7,353,797	Transfer to Foreclosed Property	
RECREATION and CONSERVATION		Other	6,874,747	Balance December 31, 1993	44,618.70
Beaches and Boardwalks		Total	7,353,797	PROPERTY ACQUIRED BY DEED OR	
Parks, Playgrounds, Shade Trees		ISSUED AND OUTSTANDING		FORECLOSURE	
Land Reclamation & Conservation	411,770.98	School		Balance January 1, 1993	19,760.00
Other Recreational Services	153,200.00	Self-Liquidating		Transfers From Taxes or Liens	
EDUCATION (excluding schools)		Other	6,757,750.00	Sale For Cash (1993)	
Libraries	366,000.00	Total	6,757,750.00	Cancelled, Abated or Adjusted (1993)	
Other Educational Services		EQUALIZED VALUATION BASIS		Balance December 31, 1993	19,760.00
STATUTORY EXPENDITURES		FOR NET DEBT COMPUTATION	906,583,948	CURRENT FINANCES DECEMBER 31, 1993	
Pensions & F. I. C. A.	422,906.00	REAL PROPERTY VALUATIONS		ASSETS	
Employee Fringe Benefits	674,312.00	Code Class # of Parcels % VAL'N		Cash Dec. 31, 1993	2,180,931.10
Other Statutory Expenditures		1 Vacant Land 99 .54	5,224,200.00	Taxes Receivable	315,111.51
CETA And Other Public Employment Programs		2 Residential 4168 87.52	846,884,000.00	Tax Title Liens	44,618.70
MUNICIPAL FUNCTIONS TOTAL	8,546,955.43	3 Farm 1 .05	438,600.00	Foreclosed Property	19,760.00
CAPITAL IMPROVEMENTS *MEMO*	34,000.00	4a Commercial 70 5.06	48,913,600.00	Emergencies & Other Deferred Charges	5,600.00
DEBT SERVICE -		4b Industrial 4 .23	2,212,200.00	State and Federal Aid Receivable	
Principal Payments	455,000.00	4c Apartments 14 6.50	62,852,500.00	Other Receivables	21,771.00
Interest Payments	370,876.75	Total 4356	966,525,100.00	Total	2,587,792.31
DEFERRED CHARGES	125,531.95	Land Area 2.20 Sq. Miles		LIABILITIES, RESERVES, AND SURPLUS	
SCHOOL, COUNTY, SPECIAL DISTRICT TAXES	15,750,517.35	Net Valuation Taxable-Municipal	967,532,466	Cash Liabilities	1,332,723.46
RESERVE FOR UNCOLLECTED TAXES	563,000.00	Net Valuation Taxable-County	876,237,020	Reserves for Receivables	401,261.21
EXPENDITURES TOTAL	25,811,831.48	State Equalized Valuation	894,696,779	Surplus Dec. 31, 1993	853,807.64
		State Equalization Ratio	108.15	Total	2,587,792.31

2011

Population 1990 11,439
 Population 1993 11,868
 S & P Rating
 Moody Rating AA

General Tax Rate Per \$100. 3.34
 State Equalized Tax Rate 2.09

NEW PROVIDENCE BOROUGH - UNION CO.

Form of Government:

Borough Council

Number of Members on Governing Body - 6

PER CAPITA:

Gross Debt 1,562.59
 Net Debt 1,394.07
 Debt Service 42.26
 Total Tax Levy 2,097.59
 Municipal Expenditures 853.75

PER CENT:

Gross Debt 1.61
 Net Debt 1.44
 Tax Levy Collected 98.32
 Tax Levy Cancelled, Abated or Adjusted 1.07

EXPENDITURES		REVENUES-REALIZED		1993 PROPERTY TAX	
GENERAL GOVERNMENT				STATE EQUALIZED TAX RATE 2.09	
Governing Body & Public Boards				Local District School Taxes 1.05	
Municipal Clerk				Regional & Consolidated School Tax	
Financial Administration	79,950.00			School Taxes in Municipal Budget	
Assessment of Taxes	71,425.00			County Taxes .46	
Collection of Taxes	46,425.00			County Library Taxes	
Planning, Housing & Development	79,264.00			Local Municipal Purpose Taxes .58	
Human Resources	68,515.00			Veteran & Senior Citizen Taxes	
Elections				Total Taxes for Rate Computation 2.09	
General Administration (other)	1,087,949.00			Special District Taxes	
JUDICIARY				Bank Corp. Taxes	
Municipal Courts	117,150.00			Added and Omitted Taxes	
PUBLIC SAFETY				Total Taxes Levied - ABSTRACT	
Fire Protection	278,274.00			Total Taxes Billed	
Police Protection	1,455,655.00			1993 TAXES COLLECTED	
Civil Defense & Disaster Control	3,000.00			1993 Taxes Cancelled, Abated or Adjusted	
Environmental Inspection & Control	115,750.00			Transfer to Tax Title Liens or Foreclosed	
Other Public Safety				Balance Outstanding Dec. 31, 1993	
PUBLIC WORKS				PRIOR YEARS TAXES OUTSTANDING	
Streets and Drainage	848,175.00			Balance January 1, 1993	
Sewers and Sewage Processing	1,838,215.00			Collected in 1993	
Garbage and Trash Disposal	300,000.00			Cancelled, Abated or Adjusted 1993	
Public Buildings and Grounds	280,065.00			Transfers to Tax Title Liens or Foreclosed	
Other Public Works	156,000.00			Balance December 31, 1993	
HEALTH and WELFARE				TAX TITLE LIENS OUTSTANDING	
Health Services Except Environmental	83,462.00			Balance January 1, 1993	
Welfare-Public Assistance	6,550.00			Transfer From Taxes	
Hospital, Clinics, First Aid	500.00			Redeemed In 1993	
Animal, Insect, & Rodent Control				Cancelled, Abated or Adjusted (1993)	
Other Welfare Services				Transfer to Foreclosed Property	
RECREATION and CONSERVATION				Balance December 31, 1993	
Beaches and Boardwalks				PROPERTY ACQUIRED BY DEED OR	
Parks, Playgrounds, Shade Trees	152,900.00			FORECLOSURE	
Land Reclamation & Conservation				Balance January 1, 1993	
Other Recreational Services	49,150.00			Transfers From Taxes or Liens	
EDUCATION (excluding schools)				Sale For Cash (1993)	
Libraries	397,945.00			Cancelled, Abated or Adjusted (1993)	
Other Educational Services				Balance December 31, 1993	
STATUTORY EXPENDITURES				CURRENT FINANCES DECEMBER 31, 1993	
Pensions & F. I. C. A.	446,859.00			ASSETS	
Employee Fringe Benefits	750,000.00			Cosh Dec. 31, 1993	
Other Statutory Expenditures				Taxes Receivable	
CETA And Other Public Employment Programs				Tax Title Liens	
MUNICIPAL FUNCTIONS				Foreclosed Property	
CAPITAL IMPROVEMENTS	25,000.00			Emergencies & Other Deferred Charges	
DEBT SERVICE				State and Federal Aid Receivable	
Principal Payments	268,500.00			Other Receivables	
Interest Payments	233,013.93			Total	
DEFERRED CHARGES				LIABILITIES, RESERVES, AND SURPLUS	
SCHOOL, COUNTY, SPECIAL DISTRICT TAXES	17,988,503.64			Cosh Liabilities	
RESERVE FOR UNCOLLECTED TAXES	976,953.00			Reserves for Receivables	
EXPENDITURES	28,180,143.57			Surplus Dec. 31, 1993	
				Total	

General Tax Rate Per \$100. 21.29
State Equalized Tax Rate 3.34

NEWARK CITY - ESSEX COUNTY
Form of Government:
Mayor-Council Plan C (OMCL 50)
Number of Members on Governing Body - 9

PER CAPITA:		PER CENT:	
Grass Debt	1,337.13	Grass Debt	5.56
Net Debt	387.58	Net Debt	1.61
Debt Service	103.72	Tax Levy Collected	30.99
Total Tax Levy	806.96	Tax Levy Cancelled, Abated	
Municipal Expenditures	1,576.09	or Adjusted	6.09

EXPENDITURES		REVENUES-REALIZED		1993 PROPERTY TAX	
GENERAL GOVERNMENT				STATE EQUALIZED TAX RATE	
Governing Body & Public Boards	5,950,343.00	1993 Property Taxes Collected	171,031,501.28	Local District School Taxes	1.27 80,000,000.00
Municipal Clerk	3,612,197.00	1993 Payments in Lieu of Taxes	600,208.04	Regional & Consolidated School Tax	
Financial Administration	8,015,162.00	Delinquent Tax & Lien Collections	21,537,396.45	School Taxes in Municipal Budget	.04 2,728,418.00
Assessment of Taxes	13,238,905.00	Business Personality Replacement Taxes	19,172,987.00	County Taxes	.66 41,127,400.05
Collection of Taxes		Taxes From Public Utilities	26,129,528.00	County Library Taxes	
Planning, Housing & Development	2,327,898.00	Other Miscellaneous Tax Revenues	17,274,061.83	Local Municipal Purpose Taxes	1.36 85,499,638.00
Human Resources	7,250,357.00	State Aid Revenues	86,032,890.77	Veteran & Senior Citizen Taxes	671,000.00
Elections	190,000.00	Federal Aid Revenues	8,994,480.00	Total Taxes for Rate Computation	3.33 210,026,456.05
General Administration (other)	58,692,671.40			Special District Taxes	
JUDICIARY		Sale of Acquired Property	2,390,603.46	Bank Corp. Taxes	
Municipal Courts	3,348,469.00	Other Miscellaneous Revenues	153,427,663.19	Added and Omitted Taxes	
PUBLIC SAFETY		Total	506,591,320.02	Total Taxes Levied - ABSTRACT	211,160,098.94
Fire Protection	39,565,106.00	Prior Years Surplus Appropriated	9,076,516.00	Total Taxes Billed	211,182,851.09
Police Protection	60,786,566.00	REVENUES	515,667,836.02	1993 TAXES COLLECTED	171,031,501.28
Civil Defense & Disaster Control	256,175.00	Reserve For Uncollected Taxes	41,797,590.00	1993 Taxes Cancelled, Abated or Adjusted	8,646,129.15
Environmental Inspection & Control	554,446.00			Transfer to Tax Title Liens or Foreclosed	10,221,514.26
Other Public Safety		CAPITAL OUTLAY	8,583,851.22	Balance Outstanding Dec. 31, 1993	21,283,706.40
PUBLIC WORKS		TOTAL		PRIOR YEARS TAXES OUTSTANDING	
Streets and Drainage	8,011,771.00	Public Enterprises	497,364.14	Balance January 1, 1993	30,796,105.62
Sewers and Sewage Processing	57,453,046.25	Recreation-Culture	40,459.75	Collected in 1993	11,758,711.03
Garbage and Trash Disposal		Public Works	683,098.27	Cancelled, Abated or Adjusted 1993	6,500,855.87
Public Buildings and Grounds	8,393,105.00	Buildings and Grounds	4,464,852.25	Transfers to Tax Title Liens or Foreclosed	5,159,939.83
Other Public Works		Library and Education	2,898,076.81	Balance December 31, 1993	7,376,598.39
HEALTH and WELFARE		Conservation		TAX TITLE LIENS OUTSTANDING	
Health Services Except Environmental	10,703,160.00	All Other		Balance January 1, 1993	28,104,751.40
Welfare-Public Assistance	16,216,902.00			Transfer From Taxes	13,985,220.80
Hospital, Clinics, First Aid		CAPITAL DEBT AUTHORIZED, DECEMBER 31, 1993		Redeemed in 1993	9,778,685.42
Animal, Insect, & Rodent Control		ISSUED AND UNISSUED		Cancelled, Abated or Adjusted (1993)	
Other Welfare Services	94,351.00	School	202,483,469	Transfer to Foreclosed Property	8,509,477.77
RECREATION and CONSERVATION		Self-Liquidating	45,997,932	Balance December 31, 1993	23,801,809.01
Beaches and Boardwalks		Other	101,408,983	PROPERTY ACQUIRED BY DEED OR FORECLOSURE	
Parks, Playgrounds, Shade Trees		Total	349,890,384	Balance January 1, 1993	83,256,277.23
Land Reclamation & Conservation	627,208.87	ISSUED AND OUTSTANDING		Transfers From Taxes or Liens	11,466,247.85
Other Recreational Services	3,208,577.00	School	79,188,000.00	Sale For Cash (1993)	
EDUCATION (excluding schools)		Self-Liquidating	44,925,171.83	Cancelled, Abated or Adjusted (1993)	11,466,247.85
Libraries	8,111,215.00	Other	94,463,513.81	Balance December 31, 1993	83,256,277.23
Other Educational Services	5,302,384.00	Total	218,576,685.64	CURRENT FINANCES DECEMBER 31, 1993	
STATUTORY EXPENDITURES		EQUALIZED VALUATION BASIS		ASSETS	
Pensions & F. I. C. A.	17,259,927.00	FOR NET DEBT COMPUTATION	6,293,381,858	Cash Dec. 31, 1993	95,385,618.99
Employee Fringe Benefits	2,630,000.00	REAL PROPERTY VALUATIONS		Taxes Receivable	28,660,305.29
Other Statutory Expenditures		Code Class # of Parcels % VAL'N ASSESSED VALUATION		Tax Title Liens	23,801,809.01
CETA And Other Public Employment Programs		1 Vacant Land 5707 3.48	299,133,900.00	Foreclosed Property	83,256,277.23
MUNICIPAL FUNCTIONS	341,799,922.52	2 Residential 25395 31.59		Emergencies & Other Deferred Charges	133,193.85
CAPITAL IMPROVEMENTS	750,000.00	3 Farm		State and Federal Aid Receivable	64,630,702.25
DEBT SERVICE		4a Commercial 4902 40.15	380,172,900.00	Other Receivables	31,092,655.79
Principal Payments	17,184,100.00	4b Industrial 1156 17.29	163,694,800.00	Total	326,960,562.41
Interest Payments	9,955,204.88	4c Apartments 1209 7.49	70,889,400.00	LIABILITIES, RESERVES, AND SURPLUS	
		Total	946,885,700.00	Cash Liabilities	133,615,685.97
DEFERRED CHARGES	1,681,302.99	Land Area 24.14 Sq. Miles		Reserves for Receivables	166,309,010.16
SCHOOL, COUNTY, SPECIAL DISTRICT TAXES	123,855,818.05	Net Valuation Taxable-Municipal	983,458,000	Surplus Dec. 31, 1993	27,035,866.29
RESERVE FOR UNCOLLECTED TAXES	41,797,590.00	Net Valuation Taxable-County	6,601,472,445	Total	326,960,562.41
EXPENDITURES	536,274,933.44	State Equalized Valuation	6,080,139,132		
TOTAL		State Equalization Ratio	15.67		

0813

Population 1990 1,592
 Population 1993 1,626
 S & P Rating
 Moody Rating

General Tax Rate Per \$100: 2.82
 State Equalized Tax Rate 2.60

NEWFIELD BOROUGH - GLOUCESTER CO.

Form of Government:
 Borough Council

Number of Members on Governing Body - 6

PER CAPITA:

Gross Debt 186.81
 Net Debt 186.81
 Debt Service 44.57
 Total Tax Levy 985.89
 Municipal Expenditures 553.62

PER CENT:

Gross Debt .52
 Net Debt .52
 Tax Levy Collected 95.32
 Tax Levy Cancelled, Abated or Adjusted .19

EXPENDITURES		REVENUES-REALIZED		1993 PROPERTY TAX	
GENERAL GOVERNMENT				STATE EQUALIZED TAX RATE 1.32	
Governing Body & Public Boards	49,260.00	1993 Property Taxes Collected	1,528,613.64	Local District School Taxes	807,864.00
Municipal Clerk		1993 Payments in Lieu of Taxes		Regional & Consolidated School Tax	
Financial Administration	26,320.00	Delinquent Tax & Lien Collections	80,153.72	School Taxes in Municipal Budget	
Assessment of Taxes	11,870.00	Business Personalty Replacement Taxes	20,445.76	County Taxes	376,331.02
Collection of Taxes	24,800.00	Taxes From Public Utilities	75,343.00	County Library Taxes	17,634.28
Planning, Housing & Development	6,700.00	Other Miscellaneous Tax Revenues		Local Municipal Purpose Taxes	396,727.55
Human Resources	8,684.00	State Aid Revenues	95,150.25	Veteran & Senior Citizen Taxes	22,400.00
Elections	950.00	Federal Aid Revenues		Total Taxes for Rate Computation	1,620,956.85
General Administration (other)	56,350.00			Special District Taxes	
JUDICIARY				Bank Corp. Taxes	
Municipal Courts	22,573.93	Sale of Acquired Property	107,139.18	Added and Omitted Taxes	4,507.07
PUBLIC SAFETY		Other Miscellaneous Revenues	1,906,845.55	Total Taxes Levied - ABSTRACT	1,603,063.92
Fire Protection	13,989.00	Prior Years Surplus Appropriated	200,000.00	Total Taxes Billed	1,603,687.22
Police Protection	161,663.34	REVENUES TOTAL	2,106,845.55	1993 TAXES COLLECTED	1,528,613.64
Civil Defense & Disaster Control		Reserve For Uncollected Taxes	144,814.55	1993 Taxes Cancelled, Abated or Adjusted	2,975.10
Environmental Inspection & Control	12,990.00			Transfer to Tax Title Liens or Foreclosed	7,964.45
Other Public Safety		CAPITAL OUTLAY TOTAL	53,437.19	Balance Outstanding Dec. 31, 1993	64,136.03
PUBLIC WORKS				PRIOR YEARS TAXES OUTSTANDING	
Streets and Drainage	71,000.00	Public Enterprises	52,077.60	Balance January 1, 1993	74,607.85
Sewers and Sewage Processing		Recreation-Culture		Collected in 1993	71,877.25
Garbage and Trash Disposal	104,800.00	Public Works		Cancelled, Abated or Adjusted 1993	1.47
Public Buildings and Grounds	27,170.00	Buildings and Grounds	1,359.59	Transfers to Tax Title Liens or Foreclosed	2,729.13
Other Public Works		Library and Education		Balance December 31, 1993	
HEALTH and WELFARE		Conservation		TAX TITLE LIENS OUTSTANDING	
Health Services Except Environmental	470.00	All Other		Balance January 1, 1993	20,411.72
Welfare-Public Assistance	100.00			Transfer From Taxes	10,884.12
Hospital, Clinics, First Aid				Redeemed In 1993	8,276.47
Animal, Insect, & Rodent Control	200.00			Cancelled, Abated or Adjusted (1993)	
Other Welfare Services				Transfer to Foreclosed Property	
RECREATION and CONSERVATION				Balance December 31, 1993	23,019.37
Beaches and Boardwalks				PROPERTY ACQUIRED BY DEED OR	
Parks, Playgrounds, Shade Trees	4,000.00			FORECLOSURE	
Land Reclamation & Conservation	500.00			Balance January 1, 1993	
Other Recreational Services	1,250.00			Transfers From Taxes or Liens	
EDUCATION (excluding schools)				Sale For Cash (1993)	
Libraries	12,250.00			Cancelled, Abated or Adjusted (1993)	
Other Educational Services				Balance December 31, 1993	
STATUTORY EXPENDITURES				CURRENT FINANCES DECEMBER 31, 1993	
Pensions & F. I. C. A.	28,000.00			ASSETS	
Employee Fringe Benefits	29,900.00			Cash Dec. 31, 1993	600,353.67
Other Statutory Expenditures	1,500.00			Taxes Receivable	64,136.03
CETA And Other Public Employment Programs				Tax Title Liens	23,019.37
MUNICIPAL FUNCTIONS TOTAL	677,290.27			Foreclosed Property	
CAPITAL IMPROVEMENTS *MEMO*	8,000.00			Emergencies & Other Deferred Charges	5,600.00
DEBT SERVICE				State and Federal Aid Receivable	882.02
Principal Payments	62,225.00			Other Receivables	127.79
Interest Payments	10,253.17			Total	694,118.83
DEFERRED CHARGES	5,600.00			LIABILITIES, RESERVES, AND SURPLUS	
SCHOOL, COUNTY, SPECIAL DISTRICT TAXES	1,201,829.30			Cash Liabilities	196,388.66
RESERVE FOR UNCOLLECTED TAXES	144,814.55			Reserves for Receivables	95,809.19
EXPENDITURES TOTAL	2,102,012.29			Surplus Dec. 31, 1993	601,921.03
				Total	694,118.83

1915

Population 1990 7,521
 Population 1993 7,713
 S & P Rating
 Moody Rating

General Tax Rate Per \$100.

2.17

State Equalized Tax Rate

2.28

NEWTON TOWN - SUSSEX COUNTY

Form of Government:

Council-Manager Plan B (OMCL 50)

Number of Members on Governing Body - 5

PER CAPITA:

Grass Debt 2,104.70

Net Debt 923.73

Debt Service 29.92

Total Tax Levy 1,104.12

Municipal Expenditures 554.54

PER CENT:

Grass Debt 4.40

Net Debt 1.93

Tax Levy Collected 93.65

Tax Levy Cancelled, Abated

or Adjusted 2.9

EXPENDITURES		REVENUES-REALIZED		1993 PROPERTY TAX	
GENERAL GOVERNMENT				STATE EQUALIZED TAX RATE	
Governing Body & Public Boards		1993 Property Taxes Collected	7,979,965.25	Local District School Taxes	1.36 5,065,791.00
Municipal Clerk		1993 Payments in Lieu of Taxes	176,813.68	Regional & Consolidated School Tax	
Financial Administration	39,282.00	Delinquent Tax & Lien Collections	491,641.04	School Taxes in Municipal Budget	
Assessment of Taxes	134,005.00	Business Personalty Replacement Taxes	246,691.04	County Taxes	.44 * 1,644,154.56
Collection of Taxes	34,258.00	Taxes From Public Utilities	528,373.00	County Library Taxes	.03 123,062.41
Planning, Housing & Development	35,897.00	Other Miscellaneous Tax Revenues		Local Municipal Purpose Taxes	.44 1,638,042.12
Human Resources	60,656.00	State Aid Revenues	504,687.95	Veteran & Senior Citizen Taxes	
Elections	2,560.00	Federal Aid Revenues		Total Taxes for Rate Computation	2.27 8,530,550.09
General Administration (other)	321,181.00			Special District Taxes	
JUDICIARY		Sale of Acquired Property		Bank Corp. Taxes	
Municipal Courts	78,438.00	Other Miscellaneous Revenues	628,635.93	Added and Omitted Taxes	44,997.53
PUBLIC SAFETY		Total	10,556,807.89	Total Taxes Levied - ABSTRACT	8,516,047.62
Fire Protection	45,310.00	Prior Years Surplus Appropriated	277,000.00	Total Taxes Billed	8,521,351.35
Police Protection	1,204,203.27	REVENUES TOTAL	10,833,807.89	1993 TAXES COLLECTED	7,979,965.25
Civil Defense & Disaster Control	1,445.00	Reserve For Uncollected Taxes	635,000.00	1993 Taxes Cancelled, Abated or Adjusted	24,553.95
Environmental Inspection & Control	72,818.00	CAPITAL OUTLAY TOTAL	832,410.22	Transfer to Tax Title Liens or Foreclosed	11,529.21
Other Public Safety				Balance Outstanding Dec. 31, 1993	505,302.94
PUBLIC WORKS		Public Enterprises	255,951.13	PRIOR YEARS TAXES OUTSTANDING	
Streets and Drainage	404,234.00	Recreation-Culture	299,294.39	Balance January 1, 1993	597,684.78
Sewers and Sewage Processing		Public Works	1,638.47	Collected in 1993	488,860.22
Garbage and Trash Disposal	111,160.00	Buildings and Grounds	275,526.23	Cancelled, Abated or Adjusted 1993	28,627.59
Public Buildings and Grounds	142,724.94	Library and Education		Transfers to Tax Title Liens or Foreclosed	50.76
Other Public Works		Conservation		Balance December 31, 1993	80,146.21
HEALTH and WELFARE		All Other		TAX TITLE LIENS OUTSTANDING	
Health Services Except Environmental	9,449.00			Balance January 1, 1993	41,704.81
Welfare-Public Assistance	4,670.00	CAPITAL DEBT AUTHORIZED, DECEMBER 31, 1993		Transfer From Taxes	11,613.70
Hospital, Clinics, First Aid		ISSUED AND UNISSUED		Redeemed In 1993	2,780.82
Animal, Insect, & Rodent Control	11,533.12	School	192,000	Cancelled, Abated or Adjusted (1993)	
Other Welfare Services		Self-Liquidating	14,065,279	Transfer to Foreclosed Property	
RECREATION and CONSERVATION		Other	1,976,301	Balance December 31, 1993	50,537.69
Beaches and Boardwalks		Total	16,233,581	PROPERTY ACQUIRED BY DEED OR FORECLOSURE	
Parks, Playgrounds, Shade Trees	98,800.43	ISSUED AND OUTSTANDING		Balance January 1, 1993	93,540.00
Land Reclamation & Conservation		School	192,000.00	Transfers From Taxes or Liens	
Other Recreational Services	57,494.00	Self-Liquidating	13,753,710.37	Sale For Cash (1993)	
EDUCATION (excluding schools)		Other	1,936,100.46	Cancelled, Abated or Adjusted (1993)	
Libraries		Total	15,881,810.83	Balance December 31, 1993	93,540.00
Other Educational Services		EQUALIZED VALUATION BASIS		CURRENT FINANCES DECEMBER 31, 1993	
STATUTORY EXPENDITURES		FOR NET DEBT COMPUTATION	368,758,171	ASSETS	
Pensions & F. I. C. A.	163,452.00	REAL PROPERTY VALUATIONS		Cash Dec. 31, 1993	1,016,880.41
Employee Fringe Benefits	315,500.00	Code Class # of Parcels % VAKN	ASSESSED VALUATION	Taxes Receivable	585,449.15
Other Statutory Expenditures		1 Vacant Land 175 3.39	13,103,500.00	Tax Title Liens	50,537.69
CETA And Other Public Employment Programs		2 Residential 1771 61.95	239,255,240.00	Foreclosed Property	93,540.00
MUNICIPAL FUNCTIONS		3 Farm 8 .08	308,200.00	Emergencies & Other Deferred Charges	173,000.00
CAPITAL IMPROVEMENTS		4a Commercial 270 24.27	93,741,100.00	State and Federal Aid Receivable	
DEBT SERVICE		4b Industrial 10 3.37	13,009,000.00	Other Receivables	748.60
Principal Payments	136,547.54	4c Apartments 25 6.94	26,816,100.00	Total	1,920,155.85
Interest Payments	94,230.52	Total 2259	386,233,140.00	LIABILITIES, RESERVES, AND SURPLUS	
DEFERRED CHARGES		Land Area 3.30 Sq. Miles		Cash Liabilities	573,698.50
SCHOOL, COUNTY, SPECIAL DISTRICT TAXES	6,833,007.97	Net Valuation Taxable-Municipal	390,615,383	Reserves for Receivables	730,275.44
RESERVE FOR UNCOLLECTED TAXES	635,000.00	Net Valuation Taxable-County	380,268,544	Surplus Dec. 31, 1993	616,181.81
EXPENDITURES TOTAL	11,110,155.79	State Equalized Valuation	372,714,438	Total	1,920,155.85
		State Equalization Ratio	104.86		

0239

Population 1990 13,790
 Population 1993 14,010
 S & P Rating
 Moody Rating AAA

General Tax Rate Per \$100. 1.80
 State Equalized Tax Rate 1.68

NORTH ARLINGTON BORO. - BERGEN CO.

Form of Government:
 Borough Council

Number of Members on Governing Body - 6

PER CAPITA:

Gross Debt 1,873.83
 Net Debt 1,164.75
 Debt Service 75.16
 Total Tax Levy 999.38
 Municipal Expenditures 749.16

PER CENT:

Gross Debt 3.16
 Net Debt 1.96
 Tax Levy Collected 95.95
 Tax Levy Cancelled, Abated or Adjusted .57

EXPENDITURES		REVENUES-REALIZED		1993 PROPERTY TAX	
GENERAL GOVERNMENT				STATE EQUALIZED TAX RATE	
Governing Body & Public Boards	35,367.00	1993 Property Taxes Collected	13,440,807.37	Local District School Taxes 1.07	8,967,429.00
Municipal Clerk		1993 Payments in Lieu of Taxes		Regional & Consolidated School Tax	
Financial Administration	35,000.00	Delinquent Tax & Lien Collections	356,948.37	School Taxes in Municipal Budget	
Assessment of Taxes	9,375.00	Business Personalty Replacement Taxes	151,182.00	County Taxes .28	2,325,952.35
Collection of Taxes	154,136.00	Taxes From Public Utilities	871,935.62	County Library Taxes	
Planning, Housing & Development	15,085.00	Other Miscellaneous Tax Revenues	400,319.00	Local Municipal Purpose Taxes .32	2,696,600.26
Human Resources	177,089.00	State Aid Revenues	1,470,578.33	Veteran & Senior Citizen Taxes	165,050.00
Elections	7,100.00	Federal Aid Revenues		Total Taxes for Rate Computation 1.67	14,155,031.61
General Administration (other)	1,030,924.00			Special District Taxes	
JUDICIARY				Bank Corp. Taxes	
Municipal Courts	161,877.00	Sale of Acquired Property	3,418,619.30	Added and Omitted Taxes	18,336.94
PUBLIC SAFETY		Other Miscellaneous Revenues	20,110,389.99	Total Taxes Levied - ABSTRACT	14,008,318.55
Fire Protection	158,151.71	Total	2,400,000.00	Total Taxes Billed	14,008,185.33
Police Protection	3,088,230.36	Prior Years Surplus Appropriated	2,400,000.00	1993 TAXES COLLECTED	13,440,807.37
Civil Defense & Disaster Control	3,200.00	REVENUES TOTAL	22,510,389.99	1993 Taxes Cancelled, Abated or Adjusted	80,300.00
Environmental Inspection & Control	112,054.00	Reserve For Uncollected Taxes	559,593.97	Transfer to Tax Title Liens or Foreclosed	24,712.08
Other Public Safety		CAPITAL OUTLAY TOTAL	2,875,111.72	Balance Outstanding Dec. 31, 1993	462,365.88
PUBLIC WORKS				PRIOR YEARS TAXES OUTSTANDING	
Streets and Drainage	1,002,271.00	Public Enterprises	988,401.85	Balance January 1, 1993	543,266.87
Sewers and Sewage Processing	193,020.23	Recreation-Culture	106,397.84	Collected in 1993	356,948.37
Garbage and Trash Disposal	338,000.00	Public Works	379,411.29	Cancelled, Abated or Adjusted 1993	99,961.30
Public Buildings and Grounds	169,594.00	Buildings and Grounds	1,400,900.74	Transfers to Tax Title Liens or Foreclosed	
Other Public Works	38,000.00	Library and Education		Balance December 31, 1993	86,357.20
HEALTH and WELFARE		Conservation		TAX TITLE LIENS OUTSTANDING	
Health Services Except Environmental	247,013.00	All Other		Balance January 1, 1993	263,401.64
Welfare-Public Assistance	4,938.00			Transfer From Taxes	24,712.08
Hospital, Clinics, First Aid	7,500.00	CAPITAL DEBT AUTHORIZED, DECEMBER 31, 1993		Redeemed In 1993	
Animal, Insect, & Rodent Control	15,000.00	ISSUED AND UNISSUED		Cancelled, Abated or Adjusted (1993)	
Other Welfare Services		School	7,695,000	Transfer to Foreclosed Property	
RECREATION and CONSERVATION		Self-Liquidating	2,086,297	Balance December 31, 1993	288,113.72
Beaches and Boardwalks		Other	16,471,085	PROPERTY ACQUIRED BY DEED OR	
Parks, Playgrounds, Shade Trees	173,309.00	Total	26,252,382	FORECLOSURE	
Land Reclamation & Conservation	61,522.79			Balance January 1, 1993	24,065.00
Other Recreational Services	187,975.00	ISSUED AND OUTSTANDING		Transfers From Taxes or Liens	
EDUCATION (excluding schools)		School		Sale For Cash (1993)	
Libraries		Self-Liquidating	523,500.00	Cancelled, Abated or Adjusted (1993)	
Other Educational Services		Other	12,295,260.00	Balance December 31, 1993	24,065.00
STATUTORY EXPENDITURES		Total	12,818,760.00	CURRENT FINANCES DECEMBER 31, 1993	
Pensions & F. I. C. A.	570,977.90	EQUALIZED VALUATION BASIS		ASSETS	
Employee Fringe Benefits	858,000.00	FOR NET DEBT COMPUTATION	830,851,845	Cash Dec. 31, 1993	2,711,966.10
Other Statutory Expenditures		REAL PROPERTY VALUATIONS		Taxes Receivable	548,723.08
CETA And Other Public Employment Programs		Code Class # of Parcels % VAL'N	ASSESSED VALUATION	Tax Title Liens	288,113.72
MUNICIPAL FUNCTIONS TOTAL	8,854,709.99	1 Vacant Land 81 1.23	9,587,200.00	Foreclosed Property	24,065.00
CAPITAL IMPROVEMENTS *MEMO*	125,000.00	2 Residential 36.99 82.50	642,562,500.00	Emergencies & Other Deferred Charges	16,500.00
DEBT SERVICE		3 Farm		State and Federal Aid Receivable	55,451.60
Principal Payments	532,407.40	4a Commercial 1.99 7.43	57,859,000.00	Other Receivables	1,667,785.33
Interest Payments	484,636.89	4b Industrial 61 3.91	30,434,000.00	Total	5,312,604.83
		4c Apartments 40 4.94	38,439,000.00	LIABILITIES, RESERVES, AND SURPLUS	
		Total 4080	773,831,700.00	Cash Liabilities	1,102,298.40
DEFERRED CHARGES	14,415.76	Land Area 2.50 Sq. Miles		Reserves for Receivables	2,505,837.07
SCHOOL, COUNTY, SPECIAL DISTRICT TAXES	11,293,381.35	Net Valuation Taxable-Municipal	780,568,378	Surplus Dec. 31, 1993	1,704,469.36
RESERVE FOR UNCOLLECTED TAXES	559,593.97	Net Valuation Taxable-County	833,256,804	Total	5,312,604.83
EXPENDITURES TOTAL	21,789,145.36	State Equalized Valuation	837,127,738		
		State Equalization Rate	93.23		

0908

Population 1990 48,414
 Population 1993 50,347
 S & P Rating
 Moody Rating A

General Tax Rate Per \$100. 2.80
 State Equalized Tax Rate 2.87

NORTH BERGEN TOWNSHIP - HUDSON CO.

Form of Government:

Commission (1911)

Number of Members on Governing Body - 5

PER CAPITA:

Gross Debt 1,730.62
 Net Debt 1,206.13
 Debt Service 92.52
 Total Tax Levy 1,341.23
 Municipal Expenditures 930.53

PER CENT:

Gross Debt 3.77
 Net Debt 2.63
 Tax Levy Collected 90.43
 Tax Levy Cancelled, Abated or Adjusted 1.75

EXPENDITURES		REVENUES-REALIZED		1993 PROPERTY TAX	
GENERAL GOVERNMENT		1993 Property Taxes Collected		STATE EQUALIZED TAX RATE	
Governing Body & Public Boards	9,350.00	1993 Payments in Lieu of Taxes		Local District School Taxes 1.09	
Municipal Clerk	166,356.10	Delinquent Tax & Lien Collections		Regional & Consolidated School Tax	
Financial Administration	1,736,381.08	Business Personalty Replacement Taxes		School Taxes in Municipal Budget	
Assessment of Taxes	189,728.88	Taxes From Public Utilities		County Taxes .64	
Collection of Taxes	164,013.99	Other Miscellaneous Tax Revenues		County Library Taxes	
Planning, Housing & Development	63,600.00	State Aid Revenues		Local Municipal Purpose Taxes 1.13	
Human Resources	794,600.56	Federal Aid Revenues		Veteran & Senior Citizen Taxes	
Elections	36,500.00	Sale of Acquired Property		Total Taxes for Rate Computation 2.86	
General Administration (other)	3,762,424.60	Other Miscellaneous Revenues		Special District Taxes	
JUDICIARY		Prior Years Surplus Appropriated		Bank Corp. Taxes	
Municipal Courts	386,960.00	REVENUES		Added and Omitted Taxes	
PUBLIC SAFETY		Reserve For Uncollected Taxes		Total Taxes Levied - ABSTRACT	
Fire Protection	7,521,065.88	CAPITAL OUTLAY		Total Taxes Billed	
Police Protection	6,559,511.36	Public Enterprises		1993 TAXES COLLECTED	
Civil Defense & Disaster Control	353,339.71	Recreation-Culture		1993 Taxes Cancelled, Abated or Adjusted	
Environmental Inspection & Control	37,168.47	Public Works		Transfer to Tax Title Liens or Foreclosed	
Other Public Safety		Buildings and Grounds		Balance Outstanding Dec. 31, 1993	
PUBLIC WORKS		Library and Education		PRIOR YEARS TAXES OUTSTANDING	
Streets and Drainage	1,774,685.67	Conservation		Balance January 1, 1993	
Sewers and Sewage Processing		All Other		Collected in 1993	
Garbage and Trash Disposal		CAPITAL DEBT AUTHORIZED, DECEMBER 31, 1993		Cancelled, Abated or Adjusted 1993	
Public Buildings and Grounds	158,773.00	ISSUED AND UNISSUED		Transfer to Tax Title Liens or Foreclosed	
Other Public Works	3,734,338.31	SCHOOL		Balance December 31, 1993	
HEALTH and WELFARE		Self-Liquidating		TAX TITLE LIENS OUTSTANDING	
Health Services Except Environmental	409,321.14	Other		Balance January 1, 1993	
Welfare-Public Assistance	28,828.45	Total		Transfer From Taxes	
Hospital, Clinics, First Aid		GROSS DEBT		Redeemed In 1993	
Animal, Insect, & Rodent Control	36,000.00	NET DEBT		Cancelled, Abated or Adjusted (1993)	
Other Welfare Services		SCHOOL		Transfer to Foreclosed Property	
RECREATION and CONSERVATION		Self-Liquidating		Balance December 31, 1993	
Beaches and Boardwalks	447,300.00	Other		PROPERTY ACQUIRED BY DEED OR	
Parks, Playgrounds, Shade Trees		Total		FORECLOSURE	
Land Reclamation & Conservation	243,246.80	ISSUED AND OUTSTANDING		Balance January 1, 1993	
Other Recreational Services		SCHOOL		Transfers From Taxes or Liens	
EDUCATION (excluding schools)		Self-Liquidating		Sale For Cash (1993)	
Libraries	731,533.00	Other		Cancelled, Abated or Adjusted (1993)	
Other Educational Services		Total		Balance December 31, 1993	
STATUTORY EXPENDITURES		EQUALIZED VALUATION BASIS		CURRENT FINANCES DECEMBER 31, 1993	
Pensions & F. I. C. A.	2,410,526.00	FOR NET DEBT COMPUTATION		ASSETS	
Employee Fringe Benefits	4,163,500.00	REAL PROPERTY VALUATIONS		Cash Dec. 31, 1993	
Other Statutory Expenditures		Code Class # of Parcels % VALN		Taxes Receivable	
CETA And Other Public Employment Programs	35,899,053.00	1 Vacant Land 456 4.41		Tox Title Liens	
MUNICIPAL FUNCTIONS		2 Residential 9507 49.69		Foreclosed Property	
CAPITAL IMPROVEMENTS		3 Farm		Emergencies & Other Deferred Charges	
DEBT SERVICE		4a Commercial 746 23.17		State and Federal Aid Receivable	
Principal Payments	2,067,189.00	4b Industrial 256 14.77		Other Receivables	
Interest Payments	2,590,836.51	4c Apartments 167 7.95		Total	
DEFERRED CHARGES	354,249.76	Total 11132		LIABILITIES, RESERVES, AND SURPLUS	
SCHOOL, COUNTY, SPECIAL DISTRICT TAXES	40,533,025.55	Land Area 5.40 Sq. Miles		Cash Liabilities	
RESERVE FOR UNCOLLECTED TAXES	5,940,410.00	Net Valuation Taxable-Municipal		Reserves for Receivables	
EXPENDITURES		Net Valuation Taxable-County		Surplus Dec. 31, 1993	
TOTAL	87,384,763.82	State Equalized Valuation		Total	
		State Equalization Ratio			

1215

Population 1990 31,287
 Population 1993 33,445
 S & P Rating
 Moody Rating A1

General Tax Rate Per \$100. 3.67
 State Equalized Tax Rate 1.92

NORTH BRUNSWICK TWP. - MIDDLESEX CO.

Form of Government:

Mayor Council Administrator

Number of Members on Governing Body - 5

PER CAPITA:

Gross Debt 2,659,555
 Net Debt 1,999,246
 Debt Service 77.65
 Total Tax Levy 1,279.33
 Municipal Expenditures 556.48

PER CENT:

Gross Debt 3.95
 Net Debt 2.97
 Tax Levy Collected 97.39
 Tax Levy Cancelled, Abated or Adjusted .44

EXPENDITURES		REVENUES-REALIZED		1993 PROPERTY TAX	
GENERAL GOVERNMENT				STATE EQUALIZED TAX RATE 1.18	26,069,556.00
Governing Body & Public Boards		1993 Property Taxes Collected	41,700,416.00	Local District School Taxes	
Municipal Clerk		1993 Payments in Lieu of Taxes	90,000.00	Regional & Consolidated School Tax	
Financial Administration	153,250.00	Delinquent Tax & Lien Collections	1,175,871.00	School Taxes in Municipal Budget	
Assessment of Taxes	131,500.00	Business Personalty Replacement Taxes	1,104,157.00	County Taxes	9,023,545.25
Collection of Taxes	91,350.00	Taxes From Public Utilities	3,177,779.00	County Library Taxes	
Planning, Housing & Development	138,950.00	Other Miscellaneous Tax Revenues		Local Municipal Purpose Taxes	7,334,060.00
Human Resources	304,696.00	State Aid Revenues	2,201,730.30	Veteran & Senior Citizen Taxes	146,700.00
Elections	13,100.00	Federal Aid Revenues	381.77	Total Taxes for Rate Computation	42,573,861.25
General Administration (other)	1,158,900.00			Special District Taxes	
JUDICIARY				Bank Corp. Taxes	
Municipal Courts	191,300.00	Sale of Acquired Property	2,425,014.25	Added and Omitted Taxes	359,909.00
PUBLIC SAFETY		Other Miscellaneous Revenues	51,875,349.32	Total Taxes Levied - ABSTRACT	42,787,070.25
Fire Protection	263,671.30			Total Taxes Billed	42,818,173.00
Police Protection	5,428,416.04	Prior Years Surplus Appropriated	1,260,000.00	1993 TAXES COLLECTED	41,700,416.00
Civil Defense & Disaster Control	67,700.00	REVENUES TOTAL	53,135,349.32	1993 Taxes Cancelled, Abated or Adjusted	188,444.00
Environmental Inspection & Control	474,750.00	Reserve For Uncollected Taxes	811,902.00	Transfer to Tax Title Liens or Foreclosed	66,587.00
Other Public Safety		CAPITAL OUTLAY TOTAL	2,801,054.00	Balance Outstanding Dec. 31, 1993	964,439.00
PUBLIC WORKS				PRIOR YEARS TAXES OUTSTANDING	
Streets and Drainage	845,500.00	Public Enterprises	1,624,143.00	Balance January 1, 1993	1,488,870.00
Sewers and Sewage Processing	1,642,300.00	Recreation-Culture	15,000.00	Collected in 1993	1,038,113.00
Garbage and Trash Disposal		Public Works	106,399.25	Cancelled, Abated or Adjusted 1993	27,681.00
Public Buildings and Grounds	336,900.00	Buildings and Grounds	1,055,511.75	Transfer to Tax Title Liens or Foreclosed	169.00
Other Public Works	33,000.00	Library and Education		Balance December 31, 1993	422,907.00
HEALTH and WELFARE		Conservation		TAX TITLE LIENS OUTSTANDING	
Health Services Except Environmental	67,100.00	All Other		Balance January 1, 1993	800,939.00
Welfare-Public Assistance	28,450.00			Transfer From Taxes	77,187.00
Hospital, Clinics, First Aid		CAPITAL DEBT AUTHORIZED, DECEMBER 31, 1993		Redeemed In 1993	512,686.00
Animal, Insect, & Radent Control	20,000.00	ISSUED AND UNISSUED		Cancelled, Abated or Adjusted (1993)	
Other Welfare Services		School	10,487,000	Transfer to Foreclosed Property	
RECREATION and CONSERVATION		Self-Liquidating	27,922,283	Balance December 31, 1993	365,442.00
Beaches and Boardwalks		Other	50,539,400	PROPERTY ACQUIRED BY DEED OR	
Parks, Playgrounds, Shade Trees	10,500.00	Total	88,948,683	FORECLOSURE	
Land Reclamation & Conservation	175,020.00			Balance January 1, 1993	115,807.00
Other Recreational Services	719,100.00	ISSUED AND OUTSTANDING		Transfers From Taxes or Liens	
EDUCATION (excluding schools)		School	10,487,000.00	Sale For Cash (1993)	
Libraries	930,780.00	Self-Liquidating	24,395,127.81	Cancelled, Abated or Adjusted (1993)	
Other Educational Services	6,700.00	Other	34,856,250.00	Balance December 31, 1993	115,807.00
STATUTORY EXPENDITURES		Total	69,738,377.81	CURRENT FINANCES DECEMBER 31, 1993	
Pensions & F. I. C. A.	651,600.00	EQUALIZED VALUATION BASIS	2,253,593,839	ASSETS	
Employee Fringe Benefits	1,251,000.00	FOR NET DEBT COMPUTATION		Cash Dec. 31, 1993	10,103,976.00
Other Statutory Expenditures		REAL PROPERTY VALUATIONS		Taxes Receivable	1,387,346.00
CETA And Other Public Employment Programs		Code Class # of Parcels % VAL'N	ASSESSED VALUATION	Tax Title Liens	365,442.00
MUNICIPAL FUNCTIONS TOTAL	15,135,531.34	1 Vacant Land 1236 3.41	39,302,500.00	Foreclosed Property	115,807.00
CAPITAL IMPROVEMENTS *MEMO*		2 Residential 8089 58.38	672,301,200.00	Emergencies & Other Deferred Charges	523,756.00
DEBT SERVICE		3 Farm 24 .11	1,250,800.00	State and Federal Aid Receivable	21,983.00
Principal Payments	860,000.00	4a Commercial 293 12.53	144,350,500.00	Other Receivables	77,288.00
Interest Payments	1,737,024.00	4b Industrial 57 18.60	216,218,100.00	Total	12,595,598.00
DEFERRED CHARGES		4c Apartments 27 6.97	30,266,000.00	LIABILITIES, RESERVES, AND SURPLUS	
SCHOOL, COUNTY, SPECIAL DISTRICT TAXES	35,093,101.25	Total 9726	1,151,689,100.00	Cash Liabilities	8,905,083.00
RESERVE FOR UNCOLLECTED TAXES	811,902.00	Land Area 12.00 Sq. Miles		Reserves for Receivables	1,945,883.00
EXPENDITURES TOTAL	53,637,558.59	Net Valuation Taxable-Municipal	1,156,920,932	Surplus Dec. 31, 1993	1,744,632.00
		Net Valuation Taxable-County	2,140,463,213	Total	12,595,598.00
		State Equalized Valuation	2,205,191,011		
		State Equalization Ratio	52.35		

0715

Population 1990 6,706
 Population 1993 6,904
 S & P Rating
 Moody Rating AA

General Tax Rate Per \$100. 4.54
 State Equalized Tax Rate 1.99

NORTH CALDWELL TOWNSHIP - ESSEX CO.

Form of Government:
 Borough Council

Number of Members on Governing Body - 6

PER CAPITA:

Gross Debt 350.93
 Net Debt 280.87
 Debt Service 15.25
 Total Tax Levy 2,097.53
 Municipal Expenditures 617.34

PER CENT:

Gross Debt .33
 Net Debt .27
 Tax Levy Collected 99.23
 Tax Levy Cancelled, Abated or Adjusted .07

EXPENDITURES		REVENUES-REALIZED		1993 PROPERTY TAX	
GENERAL GOVERNMENT		1993 Property Taxes Collected		STATE EQUALIZED TAX RATE	
Governing Body & Public Boards		1993 Payments in Lieu of Taxes	14,387,581.07	Local District School Taxes	.57
Municipal Clerk	89,820.00	Delinquent Tax & Lien Collections	209,830.93	Regional & Consolidated School Tax	.40
Financial Administration	14,425.00	Business Personalty Replacement Taxes	26,801.92	School Taxes in Municipal Budget	
Assessment of Taxes	43,150.00	Taxes From Public Utilities	382,480.66	County Taxes	.69
Collection of Taxes	42,465.00	Other Miscellaneous Tax Revenues		County Library Taxes	
Planning, Housing & Development	62,328.00	State Aid Revenues	335,725.15	Local Municipal Purpose Taxes	.33
Human Resources	2,800.00	Federal Aid Revenues		Veteran & Senior Citizen Taxes	
Elections	322,665.00			Total Taxes for Rate Computation	1.99
General Administration (other)				Special District Taxes	
JUDICIARY				Bank Corp. Taxes	
Municipal Courts	59,949.36			Added and Omitted Taxes	52,107.43
PUBLIC SAFETY		Sale of Acquired Property	380,733.29	Total Taxes Levied - ABSTRACT	14,681,369.00
Fire Protection	55,751.20	Other Miscellaneous Revenues	15,723,153.02	Total Taxes Billed	14,498,682.53
Police Protection	1,011,929.91	Prior Years Surplus Appropriated	1,044,562.00	1993 TAXES COLLECTED	14,387,581.07
Civil Defense & Disaster Control	1,000.00	REVENUES TOTAL	16,767,715.02	1993 Taxes Cancelled, Abated or Adjusted	10,703.85
Environmental Inspection & Control	78,228.00	Reserve For Uncollected Taxes	377,000.00	Transfer to Tax Title Liens or Foreclosed	454.00
Other Public Safety		CAPITAL OUTLAY TOTAL	333,947.39	Balance Outstanding Dec. 31, 1993	99,943.61
PUBLIC WORKS				PRIOR YEARS TAXES OUTSTANDING	
Streets and Drainage	479,189.00	Public Enterprises	112,458.86	Balance January 1, 1993	197,569.47
Sewers and Sewage Processing	715,035.00	Recreation-Culture	9,614.97	Collected in 1993	197,568.88
Garbage and Trash Disposal	524,000.00	Public Works	189,556.25	Cancelled, Abated or Adjusted 1993	.59
Public Buildings and Grounds	78,050.00	Buildings and Grounds	22,317.31	Transfers to Tax Title Liens or Foreclosed	
Other Public Works		Library and Education		Balance December 31, 1993	
HEALTH and WELFARE		Conservation		TAX TITLE LIENS OUTSTANDING	
Health Services Except Environmental	29,122.00	All Other		Balance January 1, 1993	14,006.74
Welfare-Public Assistance	3,740.00			Transfer From Taxes	454.00
Hospital, Clinics, First Aid				Redeemed In 1993	12,262.05
Animal, Insect, & Rodent Control				Cancelled, Abated or Adjusted (1993)	
Other Welfare Services				Transfer to Foreclosed Property	
RECREATION and CONSERVATION				Balance December 31, 1993	2,198.69
Beaches and Boardwalks				PROPERTY ACQUIRED BY DEED OR	
Parks, Playgrounds, Shade Trees	87,037.00			FORECLOSURE	
Land Reclamation & Conservation	2,250.88			Balance January 1, 1993	641,100.00
Other Recreational Services				Transfers From Taxes or Liens	
EDUCATION (excluding schools)				Sale For Cash (1993)	
Libraries				Cancelled, Abated or Adjusted (1993)	
Other Educational Services	250.00			Balance December 31, 1993	641,100.00
STATUTORY EXPENDITURES				CURRENT FINANCES DECEMBER 31, 1993	
Pensions & F. I. C. A.	53,430.00			ASSETS	
Employee Fringe Benefits	24,670.00			Cash Dec. 31, 1993	2,905,358.24
Other Statutory Expenditures	2,000.00			Taxes Receivable	99,943.61
CETA And Other Public Employment Programs				Tax Title Liens	2,198.69
MUNICIPAL FUNCTIONS TOTAL	3,783,286.35			Foreclosed Property	641,100.00
CAPITAL IMPROVEMENTS *MEMO*				Emergencies & Other Deferred Charges	
DEBT SERVICE				State and Federal Aid Receivable	
Principal Payments	67,411.29			Other Receivables	10,974.90
Interest Payments	37,881.68			Total	3,659,575.44
DEFERRED CHARGES				LIABILITIES, RESERVES, AND SURPLUS	
SCHOOL, COUNTY, SPECIAL DISTRICT TAXES	12,051,377.58			Cash Liabilities	1,524,493.21
RESERVE FOR UNCOLLECTED TAXES	377,000.00			Reserves for Receivables	754,517.20
EXPENDITURES TOTAL	16,316,956.90			Surplus Dec. 31, 1993	1,380,565.03
				Total	3,659,575.44

1606

Population 1990 7,987
 Population 1993 8,085
 S & P Rating
 Moody Rating

General Tax Rate Per \$100.

3.58

State Equalized Tax Rate

2.21

NORTH HALEDON BOROUGH - PASSAIC CO.

Form of Government:

Borough Council

Number of Members on Governing Body - 6

PER CAPITA:

Gross Debt 1,897.07
 Net Debt 1,782.94
 Debt Service 159.89
 Total Tax Levy 1,471.73
 Municipal Expenditures 670.01

PER CENT:

Gross Debt 2.82
 Net Debt 2.65
 Tax Levy Collected 99.07
 Tax Levy Cancelled, Abated or Adjusted .07

EXPENDITURES		REVENUES-REALIZED		1993 PROPERTY TAX	
GENERAL GOVERNMENT				STATE EQUALIZED TAX RATE	
Governing Body & Public Boards	99,951.00	1993 Property Taxes Collected	11,794,261.65	Local District School Taxes .59	3,160,103.00
Municipal Clerk	98,564.00	1993 Payments in Lieu of Taxes		Regional & Consolidated School Tax .43	2,313,999.96
Financial Administration	13,330.00	Delinquent Tax & Lien Collections	160,784.14	School Taxes in Municipal Budget	
Assessment of Taxes	35,623.00	Business Personalty Replacement Taxes	40,457.80	County Taxes .54	2,901,299.91
Collection of Taxes	24,928.33	Taxes From Public Utilities	415,702.50	County Library Taxes	
Planning, Housing & Development	70,763.00	Other Miscellaneous Tax Revenues	601,905.32	Local Municipal Purpose Taxes .65	3,506,087.00
Human Resources	3,540.00	State Aid Revenues		Veteran & Senior Citizen Taxes	97,650.00
Elections	402,044.67	Federal Aid Revenues		Total Taxes for Rate Computation 2.21	11,979,139.87
General Administration (other)				Special District Taxes	
JUDICIARY				Bank Corp. Taxes	
Municipal Courts	51,060.00	Sale of Acquired Property	445,546.39	Added and Omitted Taxes	17,451.83
PUBLIC SAFETY		Other Miscellaneous Revenues	13,458,657.80	Total Taxes Levied - ABSTRACT	11,898,941.70
Fire Protection	75,461.08	Total	300,000.00	Total Taxes Billed	11,904,599.61
Police Protection	940,643.61	Prior Years Surplus Appropriated	300,000.00	1993 TAXES COLLECTED	11,794,261.65
Civil Defense & Disaster Control	1,501.94	REVENUES .TOTAL	13,758,657.80	1993 Taxes Cancelled, Abated or Adjusted	8,019.20
Environmental Inspection & Control	34,503.64	Reserve For Uncollected Taxes	325,393.00	Transfer to Tax Title Liens or Foreclosed	264.92
Other Public Safety		CAPITAL OUTLAY TOTAL	343,676.06	Balance Outstanding Dec. 31, 1993	102,053.84
PUBLIC WORKS				PRIOR YEARS TAXES OUTSTANDING	
Streets and Drainage	373,983.29	Public Enterprises		Balance January 1, 1993	175,316.89
Sewers and Sewage Processing	282,113.00	Recreation-Culture		Collected in 1993	160,784.14
Garbage and Trash Disposal	401,852.00	Public Works	179,841.02	Cancelled, Abated or Adjusted 1993	
Public Buildings and Grounds	16,265.00	Buildings and Grounds	163,835.04	Transfers to Tax Title Liens or Foreclosed	
Other Public Works	25,500.00	Library and Education		Balance December 31, 1993	14,532.75
HEALTH and WELFARE		Conservation		TAX TITLE LIENS OUTSTANDING	
Health Services Except Environmental	32,572.06	All Other		Balance January 1, 1993	1,941.37
Welfare-Public Assistance	2,245.66			Transfer From Taxes	264.92
Hospital, Clinics, First Aid				Redeemed in 1993	
Animal, Insect, & Rodent Control				Cancelled, Abated or Adjusted (1993)	
Other Welfare Services				Transfer to Foreclosed Property	
RECREATION and CONSERVATION				Balance December 31, 1993	2,206.29
Beaches and Boardwalks				PROPERTY ACQUIRED BY DEED OR FORECLOSURE	
Parks, Playgrounds, Shade Trees	8,000.00			Balance January 1, 1993	42,400.00
Land Reclamation & Conservation	45,943.72			Transfers From Taxes or Liens	
Other Recreational Services				Sale For Cash (1993)	
EDUCATION (excluding schools)				Cancelled, Abated or Adjusted (1993)	
Libraries	179,535.00			Balance December 31, 1993	42,400.00
Other Educational Services				CURRENT FINANCES DECEMBER 31, 1993	
STATUTORY EXPENDITURES				ASSETS	
Pensions & F. I. C. A.	188,037.00			Cash Dec. 31, 1993	3,852,000.75
Employee Fringe Benefits	367,156.00			Taxes Receivable	116,586.59
Other Statutory Expenditures				Tax Title Liens	2,206.29
CETA And Other Public Employment Programs				Foreclosed Property	42,400.00
MUNICIPAL FUNCTIONS TOTAL	3,775,122.00			Emergencies & Other Deferred Charges	14,600.00
CAPITAL IMPROVEMENTS *ME40*	10,000.00			State and Federal Aid Receivable	5,027.65
DEBT SERVICE				Other Receivables	7,935.99
Principal Payments	354,000.00			Total	4,040,657.28
Interest Payments	933,725.45			LIABILITIES, RESERVES, AND SURPLUS	
DEFERRED CHARGES	23,797.83			Cash Liabilities	3,227,658.22
SCHOOL, COUNTY, SPECIAL DISTRICT TAXES	8,375,402.37			Reserves for Receivables	169,028.87
RESERVE FOR UNCOLLECTED TAXES	325,393.00			Surplus Dec. 31, 1993	643,970.19
EXPENDITURES TOTAL	13,792,441.15			Total	4,040,657.28

0326

Population 1990 9,994
 Population 1993 9,487
 S & P Rating
 Moody Rating

General Tax Rate Per \$100. 1.57
 State Equalized Tax Rate 1.66

NORTH HANOVER TWP. - BURLINGTON CO.

Form of Government:
 Township Committee

Number of Members on Governing Body - 5

PER CAPITA
 Gross Debt 46.09
 Net Debt 45.57
 Debt Service 6.17
 Total Tax Levy 297.93
 Municipal Expenditures 183.37

PER CENT:
 Gross Debt .26
 Net Debt .26
 Tax Levy Collected 94.26
 Tax Levy Cancelled, Abated or Adjusted .23

EXPENDITURES		REVENUES-REALIZED		1993 PROPERTY TAX	
GENERAL GOVERNMENT		1993 Property Taxes Collected		STATE EQUALIZED TAX RATE	
Governing Body & Public Boards		2,665,934.00		Local District School Taxes	.60 999,414.00
Municipal Clerk		1993 Payments in Lieu of Taxes		Regional & Consolidated School Tax	.44 725,982.45
Financial Administration	55,788.00	Delinquent Tax & Lien Collections		School Taxes in Municipal Budget	
Assessment of Taxes	18,355.00	203,659.00		County Taxes	.53 887,318.27
Collection of Taxes	28,800.00	Business Personally Replacement Taxes		County Library Taxes	.03 56,952.58
Planning, Housing & Development	14,170.00	21,776.00		Local Municipal Purpose Taxes	.05 87,942.00
Human Resources	43,662.00	Taxes From Public Utilities		Veteran & Senior Citizen Taxes	
Elections		479,878.00		Total Taxes for Rate Computation	1.65 2,776,009.30
General Administration (other)	262,786.69	Other Miscellaneous Tax Revenues		Special District Taxes	
JUDICIARY		State Aid Revenues		Bank Corp. Taxes	
Municipal Courts	60,135.00	Federal Aid Revenues		Added and Omitted Taxes	68,810.00
PUBLIC SAFETY		Sale of Acquired Property		Total Taxes Levied - ABSTRACT	2,826,419.30
Fire Protection	39,151.00	Other Miscellaneous Revenues		Total Taxes Billed	2,828,142.00
Police Protection	291,407.00	417,550.00		1993 TAXES COLLECTED	2,665,934.00
Civil Defense & Disaster Control	4,931.00	Prior Years Surplus Appropriated		1993 Taxes Cancelled, Abated or Adjusted	6,484.00
Environmental Inspection & Control	48,954.00	206,000.00		Transfer to Tax Title Liens or Foreclosed	12,260.00
Other Public Safety		REVENUES TOTAL		Balance Outstanding Dec. 31, 1993	143,464.00
PUBLIC WORKS		Reserve For Uncollected Taxes		PRIOR YEARS TAXES OUTSTANDING	
Streets and Drainage	228,510.00	CAPITAL OUTLAY TOTAL		Balance January 1, 1993	194,695.00
Sewers and Sewage Processing	12,335.00	Public Enterprises		Collected in 1993	181,128.00
Gorbage and Trash Disposal	75,085.00	Recreation-Culture		Cancelled, Abated or Adjusted 1993	1,953.00
Public Buildings and Grounds	69,200.00	Public Works		Transfers to Tax Title Liens or Foreclosed	
Other Public Works		Buildings and Grounds		Balance December 31, 1993	11,614.00
HEALTH and WELFARE		Library and Education		TAX TITLE UENS OUTSTANDING	
Health Services Except Environmental	3,714.00	Conservation		Balance January 1, 1993	70,698.00
Welfare-Public Assistance	4,800.00	All Other		Transfer From Taxes	12,260.00
Hospital, Clinics, First Aid		CAPITAL DEBT AUTHORIZED, DECEMBER 31, 1993		Redeemed In 1993	22,531.00
Animal, Insect, & Rodent Control	500.00	ISSUED AND UNISSUED		Cancelled, Abated or Adjusted (1993)	
Other Welfare Services		GROSS DEBT		Transfer to Foreclosed Property	
RECREATION and CONSERVATION		NET DEBT		Balance December 31, 1993	60,427.00
Beaches and Boardwalks		SCHOOL		PROPERTY ACQUIRED BY DEED OR	
Parks, Playgrounds, Shode Trees	19,400.00	Self-Liquidating		FORECLOSURE	
Land Reclamation & Conservation		Other		Balance January 1, 1993	10,840.00
Other Recreational Services	8,800.00	Total		Transfers From Taxes or Liens	
EDUCATION (excluding schools)		ISSUED AND OUTSTANDING		Sale For Cash (1993)	
Libraries	100.00	SCHOOL		Cancelled, Abated or Adjusted (1993)	
Other Educational Services		Self-Liquidating		Balance December 31, 1993	10,840.00
STATUTORY EXPENDITURES		Other		CURRENT FINANCES-DECEMBER 31, 1993	
Pensions & F. I. C. A.	63,500.00	Total		ASSETS	
Employee Fringe Benefits	77,000.00	EQUALIZED VALUATION BASIS		Cash Dec. 31, 1993	1,443,734.00
Other Statutory Expenditures		FOR NET DEBT COMPUTATION		Taxes Receivable	155,078.00
CETA And Other Public Employment Programs		REAL PROPERTY VALUATIONS		Tax Title Liens	60,427.00
MUNICIPAL FUNCTIONS		Code Class # of Parcels % VAL'N		Foreclosed Property	10,840.00
CAPITAL IMPROVEMENTS	10,000.00	ASSESSED VALUATION		Emergencies & Other Deferred Charges	
DEBT SERVICE		1 Vacant Land 231 6.32 11,010,800.00		State and Federal Aid Receivable	1,335.00
Principal Payments	52,037.00	2 Residential 747 65.83 114,687,100.00		Other Receivables	30,405.00
Interest Payments	6,500.00	3 Farm 260 10.65 18,559,900.00		Total	1,701,819.00
DEFERRED CHARGES	9,000.00	4a Commercial 59 13.36 23,278,700.00		LIABILITIES, RESERVES, AND SURPLUS	
SCHOOL, COUNTY, SPECIAL DISTRICT TAXES	2,669,667.30	4b Industrial 9 3.84 6,689,000.00		Cash Liabilities	576,888.00
RESERVE FOR UNCOLLECTED TAXES	241,031.00	4c Apartments 1306 174,225,500.00		Reserves for Receivables	256,750.00
EXPENDITURES TOTAL	4,409,318.99	Total 1306 174,225,500.00		Surplus Dec. 31, 1993	868,181.00
		Land Area 17.38 Sq. Miles		Total	1,701,819.00
		Net Valuation Taxable-Municipal 175,753,639			
		Net Valuation Taxable-County 170,164,466			
		State Equalized Valuation 166,796,115			
		State Equalization Ratio 105.42			

Population 1990 18,320
 Population 1993 19,189
 S & P Rating
 Moody Rating A

General Tax Rate Per \$100. 2.88
 State Equalized Tax Rate 2.77

NORTH PLAINFIELD BORO. - SOMERSET CO.

Form of Government
 Mayor-Council Plan E (OMCL 50)
 Number of Members on Governing Body - 7

PER CAPITA:
 Gross Debt 452.67
 Net Debt 302.47
 Debt Service 36.95
 Total Tax Levy 1,214.01
 Municipal Expenditures 482.30

PER CENT:
 Gross Debt 1.01
 Net Debt .67
 Tax Levy Collected 96.14
 Tax Levy Cancelled, Abated or Adjusted .24

EXPENDITURES		REVENUES-REALIZED		1993 PROPERTY TAX	
GENERAL GOVERNMENT				STATE EQUALIZED TAX RATE $\frac{2.77}{1.60}$	
Governing Body & Public Boards		1993 Property Taxes Collected	22,473,269.35	Local District School Taxes	13,478,888.75
Municipal Clerk	99,412.00	1993 Payments in Lieu of Taxes		Regional & Consolidated School Tax	
Financial Administration	171,031.00	Delinquent Tax & Lien Collections	828,791.07	School Taxes in Municipal Budget	
Assessment of Taxes	47,158.00	Business Personalty Replacement Taxes	142,670.68	County Taxes	* 3,590,728.48
Collection of Taxes		Taxes From Public Utilities	890,468.79	County Library Taxes	279,421.61
Planning, Housing & Development	53,241.00	Other Miscellaneous Tax Revenues		Local Municipal Purpose Taxes	5,918,300.95
Human Resources	162,829.00	State Aid Revenues	1,094,249.94	Veteran & Senior Citizen Taxes	124,750.00
Elections		Federal Aid Revenues	21,362.00	Total Taxes for Rate Computation	23,392,089.79
General Administration (other)	1,436,104.00			Special District Taxes	
JUDICIARY		Sale of Acquired Property		Bank Corp. Taxes	
Municipal Courts	228,191.69	Other Miscellaneous Revenues	722,182.95	Added and Omitted Taxes	28,355.26
PUBLIC SAFETY		Total	26,172,994.78	Total Taxes Levied - ABSTRACT	23,295,695.05
Fire Protection	1,375,496.00	Prior Years Surplus Appropriated	75,000.00	Total Taxes Billed	23,374,801.17
Police Protection	2,475,448.12	REVENUES TOTAL	26,247,994.78	1993 TAXES COLLECTED	22,473,269.35
Civil Defense & Disaster Control	22,269.00	Reserve For Uncollected Taxes	762,700.00	1993 Taxes Cancelled, Abated or Adjusted	55,456.16
Environmental Inspection & Control	112,835.00	CAPITAL OUTLAY TOTAL	560,626.03	Transfer to Tax Title Liens or Foreclosed	1,705.10
Other Public Safety		Public Enterprises	5,139.52	Balance Outstanding Dec. 31, 1993	844,370.56
PUBLIC WORKS		Recreation-Culture		PRIOR YEARS TAXES OUTSTANDING	
Streets and Drainage	631,450.00	Public Works	78,017.47	Balance January 1, 1993	895,243.97
Sewers and Sewage Processing	252,437.00	Buildings and Grounds	470,030.58	Collected in 1993	828,791.07
Garbage and Trash Disposal		Library and Education	7,438.46	Cancelled, Abated or Adjusted 1993	2,447.73
Public Buildings and Grounds	13,914.00	Conservation		Transfers to Tax Title Liens or Foreclosed	
Other Public Works		All Other		Balance December 31, 1993	64,005.17
HEALTH and WELFARE				TAX TITLE LIENS OUTSTANDING	
Health Services Except Environmental	157,769.00			Balance January 1, 1993	7,730.42
Welfare-Public Assistance	31,438.00			Transfer From Taxes	1,705.10
Hospital, Clinics, First Aid				Redeemed in 1993	
Animal, Insect, & Rodent Control				Cancelled, Abated or Adjusted (1993)	
Other Welfare Services				Transfer to Foreclosed Property	
RECREATION and CONSERVATION				Balance December 31, 1993	9,435.52
Beaches and Boardwalks				PROPERTY ACQUIRED BY DEED OR	
Parks, Playgrounds, Shade Trees	5,400.00			FORECLOSURE	
Land Reclamation & Conservation	11,675.45			Balance January 1, 1993	396,200.00
Other Recreational Services	67,603.00			Transfers From Taxes or Liens	
EDUCATION (excluding schools)				Sale For Cash (1993)	
Libraries	35,459.00			Cancelled, Abated or Adjusted (1993)	
Other Educational Services				Balance December 31, 1993	396,200.00
STATUTORY EXPENDITURES				CURRENT FINANCES DECEMBER 31, 1993	
Pensions & F. I. C. A.	203,402.05			ASSETS	
Employee Fringe Benefits				Cash Dec. 31, 1993	1,549,506.86
Other Statutory Expenditures				Taxes Receivable	908,375.73
CETA And Other Public Employment Programs				Tax Title Liens	9,435.52
MUNICIPAL FUNCTIONS				Foreclosed Property	396,200.00
CAPITAL IMPROVEMENTS	7,594,562.31			Emergencies & Other Deferred Charges	67,805.85
MEMO	30,000.00			State and Federal Aid Receivable	77,821.93
DEBT SERVICE				Other Receivables	386,257.38
Principal Payments	467,000.00			Total	3,395,403.27
Interest Payments	242,107.00			LIABILITIES, RESERVES, AND SURPLUS	
				Cash Liabilities	1,152,287.09
DEFERRED CHARGES				Reserves for Receivables	1,571,127.91
SCHOOL, COUNTY, SPECIAL DISTRICT TAXES	188,548.19			Surplus Dec. 31, 1993	671,988.27
RESERVE FOR UNCOLLECTED TAXES	17,349,038.84			Total	3,395,403.27
EXPENDITURES TOTAL	26,603,956.34				

0507

Population 1990 5,017
 Population 1993 5,095
 S & P Rating
 Moody Rating AAA

General Tax Rate Per \$100. 2.19
 State Equalized Tax Rate 2.28

NORTH WILDWOOD CITY - CAPE MAY CO.

Form of Government:
 City Charter Act (P.L. 1899 c.52)
 Number of Members on Governing Body - 7

PER CAPITA:
 Gross Debt 1,700.30
 Net Debt 1,616.37
 Debt Service 292.32
 Total Tax Levy 2,901.33
 Municipal Expenditures 2,888.76

PER CENT.
 Gross Debt 1.29
 Net Debt 1.23
 Tax Levy Collected 89.10
 Tax Levy Cancelled, Abated or Adjusted 4.3

EXPENDITURES		REVENUES-REALIZED		1993 PROPERTY TAX	
GENERAL GOVERNMENT		1993 Property Taxes Collected		STATE EQUALIZED TAX RATE	
Governing Body & Public Boards		13,178,375.98		Local District School Taxes .64	
Municipal Clerk	115,730.78	1993 Payments in Lieu of Taxes		Regional & Consolidated School Tax	
Financial Administration	76,994.42	Delinquent Tax & Lien Collections		School Taxes in Municipal Budget	
Assessment of Taxes	110,975.93	Business Personalty Replacement Taxes		County Taxes .42	
Collection of Taxes	28,300.02	Taxes From Public Utilities		County Library Taxes .03	
Planning, Housing & Development	102,651.00	Other Miscellaneous Tax Revenues		Local Municipal Purpose Taxes 1.20	
Human Resources	3,000.00	State Aid Revenues		Veteran & Senior Citizen Taxes	
Elections	1,164,501.82	Federal Aid Revenues		Total Taxes for Rate Computation 2.29	
General Administration (other)		Sale of Acquired Property		Special District Taxes	
JUDICIARY	139,003.01	Other Miscellaneous Revenues		Bank Corp. Taxes	
Municipal Courts	476,021.49	Total		Added and Omitted Taxes	
PUBLIC SAFETY	1,960,689.21	Prior Years Surplus Appropriated		Total Taxes Levied - ABSTRACT	
Fire Protection	7,850.00	REVENUES TOTAL		Total Taxes Billed	
Police Protection	62,400.00	Reserve For Uncollected Taxes		1993 TAXES COLLECTED	
Civil Defense & Disaster Control		CAPITAL OUTLAY TOTAL		1993 Taxes Cancelled, Abated or Adjusted	
Environmental Inspection & Control		Public Enterprises		Transfer to Tax Title Liens or Foreclosed	
Other Public Safety		Recreation-Culture		Balance Outstanding Dec. 31, 1993	
PUBLIC WORKS	1,032,593.71	Public Works		PRIOR YEARS TAXES OUTSTANDING	
Streets and Drainage	3,266,511.84	Buildings and Grounds		Balance January 1, 1993	
Sewers and Sewage Processing	560,000.00	Library and Education		Collected in 1993	
Garbage and Trash Disposal	133,405.67	Conservation		Cancelled, Abated or Adjusted 1993	
Public Buildings and Grounds	47,000.00	All Other		Transfers to Tax Title Liens or Foreclosed	
Other Public Works		CAPITAL DEBT AUTHORIZED, DECEMBER 31, 1993		Balance December 31, 1993	
HEALTH and WELFARE	4,413.14	ISSUED AND UNISSUED		TAX TITLE LIENS OUTSTANDING	
Health Services Except Environmental	35,000.00	GROSS DEBT		Balance January 1, 1993	
Welfare-Public Assistance		NET DEBT		Transfer From Taxes	
Hospital, Clinics, First Aid	5,127.00	School		Redeemed In 1993	
Animal, Insect, & Rodent Control		Self-Liquidating		Cancelled, Abated or Adjusted (1993)	
Other Welfare Services		Other		Transfer to Foreclosed Property	
RECREATION and CONSERVATION	284,726.62	Total		Balance December 31, 1993	
Beaches and Boardwalks	80,606.12	ISSUED AND OUTSTANDING		PROPERTY ACQUIRED BY DEED OR	
Parks, Playgrounds, Shade Trees	2,100.00	School		FORECLOSURE	
Land Reclamation & Conservation	180,305.14	Self-Liquidating		Balance January 1, 1993	
Other Recreational Services		Other		Transfers From Taxes or Liens	
EDUCATION (excluding schools)		Total		Sale For Cash (1993)	
Libraries		EQUALIZED VALUATION BASIS		Cancelled, Abated or Adjusted (1993)	
Other Educational Services		FOR NET DEBT COMPUTATION		Balance December 31, 1993	
STATUTORY EXPENDITURES	497,972.81	REAL PROPERTY VALUATIONS		CURRENT FINANCES DECEMBER 31, 1993	
Pensions & F. I. C. A.	742,800.00	Code Class # of Parcels % VAL'N		ASSETS	
Other Statutory Expenditures	12,000.00	1 Vacant Land 242 2.26		Cash Dec. 31, 1993	
CETA And Other Public Employment Programs	11,132,679.73	2 Residential 4988 71.77		Taxes Receivable	
MUNICIPAL FUNCTIONS TOTAL	15,000.00	3 Farm 370 21.93		Tax Title Liens	
CAPITAL IMPROVEMENTS		4a Commercial 97 4.04		Foreclosed Property	
DEBT SERVICE	910,000.00	4c Apartments 5697		Emergencies & Other Deferred Charges	
Principal Payments	579,381.50	Total		State and Federal Aid Receivable	
Interest Payments		Land Area 1.70 Sq. Miles		Other Receivables	
DEFERRED CHARGES	61,013.50	Net Valuation Taxable-Municipal		Total	
SCHOOL, COUNTY, SPECIAL DISTRICT TAXES	7,013,457.68	Net Valuation Taxable-County		LIABILITIES, RESERVES, AND SURPLUS	
RESERVE FOR UNCOLLECTED TAXES	2,035,153.85	State Equalized Valuation		Cash Liabilities	
EXPENDITURES TOTAL	21,736,686.26	State Equalization Ratio		Reserves for Receivables	
				Surplus Dec. 31, 1993	
				Total	

2.72

Number of Members on Governing Body - 7

Gross Debt	.67
Net Debt	.67
Tax Levy Collected	96.23
Tax Levy Cancelled, Abated or Adjusted	.20

*Includes County Health Services Taxes, County Vocational School Taxes, or County Open Space Tax. See Table 13.

0240

Population 1990 4,563
 Population 1993 4,618
 S & P Rating
 Moody Rating A

General Tax Rate Per \$100. 2.97
 State Equalized Tax Rate 2.17

NORTHVALE BOROUGH - BERGEN COUNTY

Form of Government

Borough Council

Number of Members on Governing Body - 6

PER CAPITA
 Gross Debt 735.09
 Net Debt 725.44
 Debt Service 76.42
 Total Tax Levy 2,253.07
 Municipal Expenditures 1,033.00

PER CENT.
 Gross Debt .75
 Net Debt .69
 Tax Levy Collected 97.01
 Tax Levy Cancelled, Abated or Adjusted .17

EXPENDITURES		REVENUES-REALIZED		1993 PROPERTY TAX	
GENERAL GOVERNMENT		1993 Property Taxes Collected		STATE EQUALIZED TAX RATE	
Governing Body & Public Boords		1993 Payments in Lieu of Taxes	10,183,906.74	Local District School Taxes	.74 3,588,857.00
Municipal Clerk		Delinquent Tax & Lien Collections	275,125.70	Regional & Consolidated School Tax	.49 2,342,565.02
Financial Administration	91,010.00	Business Personalty Replacement Taxes	205,392.68	School Taxes in Municipal Budget	
Assessment of Taxes	16,350.00	Taxes From Public Utilities	397,504.00	County Taxes	.28 1,333,346.28
Collection of Taxes	39,820.00	Other Miscellaneous Tax Revenues		County Library Taxes	
Planning, Housing & Development	20,160.00	State Aid Revenues	262,368.80	Local Municipal Purpose Taxes	.66 3,175,672.62
Human Resources	23,513.99	Federal Aid Revenues		Veteran & Senior Citizen Taxes	43,300.00
Elections				Total Taxes for Rate Computation	2.17 10,483,740.92
General Administration (other)	375,012.00			Special District Taxes	
JUDICIARY		Sale of Acquired Property	318,388.53	Bank Corp. Taxes	
Municipal Courts	60,626.50	Other Miscellaneous Revenues	11,642,686.45	Added and Omitted Taxes	33,487.25
PUBLIC SAFETY		Prior Years Surplus Appropriated	100,000.00	Total Taxes Levied - ABSTRACT	10,473,928.17
Fire Protection	128,372.60	REVENUES	11,742,686.45	Total Taxes Billed	10,497,565.38
Police Protection	1,003,506.49	Reserve For Uncollected Taxes	301,000.00	1993 TAXES COLLECTED	10,183,906.74
Civil Defense & Disaster Control	600.00			1993 Taxes Cancelled, Abated or Adjusted	17,601.20
Environmental Inspection & Control	50,020.00			Transfer to Tax Title Liens or Foreclosed	3,225.42
Other Public Safety				Balance Outstanding Dec. 31, 1993	292,832.02
PUBLIC WORKS		CAPITAL OUTLAY	439,169.35	PRIOR YEARS TAXES OUTSTANDING	
Streets and Drainage	395,529.43	Public Enterprises		Balance January 1, 1993	283,013.34
Sewers and Sewage Processing	484,340.00	Recreation-Culture		Collected in 1993	275,125.70
Garbage and Trash Disposal	464,100.00	Public Works	96,372.62	Cancelled, Abated or Adjusted 1993	7,887.64
Public Buildings and Grounds	20,095.00	Buildings and Grounds	362,796.73	Transfers to Tax Title Liens or Foreclosed	
Other Public Works	21,500.00	Library and Education		Balance December 31, 1993	
HEALTH and WELFARE		Conservation		TAX TITLE LIENS OUTSTANDING	
Health Services Except Environmental	45,945.00	All Other		Balance January 1, 1993	8,397.25
Welfare-Public Assistance	2,620.00			Transfer From Taxes	3,225.42
Hospital, Clinics, First Aid				Redeemed In 1993	
Animal, Insect, & Rodent Control				Cancelled, Abated or Adjusted (1993)	
Other Welfare Services				Transfer to Foreclosed Property	
RECREATION and CONSERVATION				Balance December 31, 1993	11,622.67
Beaches and Boardwalks	6,000.00			PROPERTY ACQUIRED BY DEED OR	
Parks, Playgrounds, Shade Trees	106,360.00			FORECLOSURE	
Land Reclamation & Conservation	29,335.00			Balance January 1, 1993	6,635.00
Other Recreational Services				Transfers From Taxes or Liens	
EDUCATION (excluding schools)				Sale For Cash (1993)	
Libraries	76,705.00			Cancelled, Abated or Adjusted (1993)	
Other Educational Services				Balance December 31, 1993	6,635.00
STATUTORY EXPENDITURES				CURRENT FINANCES DECEMBER 31, 1993	
Pensions & F. I. C. A.	239,000.00			ASSETS	
Employee Fringe Benefits	227,700.00			Cash Dec. 31, 1993	953,795.44
Other Statutory Expenditures	5,000.00			Taxes Receivable	292,832.02
CETA And Other Public Employment Programs				Tax Title Liens	11,622.67
MUNICIPAL FUNCTIONS	3,932,921.01			Foreclosed Property	6,635.00
CAPITAL IMPROVEMENTS	5,000.00			Emergencies & Other Deferred Charges	91,020.00
DEBT SERVICE				State and Federal Aid Receivable	4,360.19
Principal Payments	175,000.00			Other Receivables	5,000.00
Interest Payments	177,916.00			Total	1,365,265.32
DEFERRED CHARGES	45,003.00			LIABILITIES, RESERVES, AND SURPLUS	
SCHOOL, COUNTY, SPECIAL DISTRICT TAXES	7,264,768.30			Cash Liabilities	493,107.15
RESERVE FOR UNCOLLECTED TAXES	301,000.00			Reserves for Receivables	316,039.69
EXPENDITURES	11,895,608.31			Surplus Dec. 31, 1993	556,068.48
				Total	1,365,265.32

0241

Population 1990 4,858
 Population 1993 5,113
 S & P Rating
 Moody Rating A2

General Tax Rate Per \$100. 3.16
 State Equalized Tax Rate 1.93

NORWOOD BOROUGH - BERGEN COUNTY

Form of Government:

Borough Council

Number of Members on Governing Body - 6

PER CAPITA

Gross Debt 1,230.63
 Net Debt 608.56
 Debt Service 82.17
 Total Tax Levy 2,169.90
 Municipal Expenditures 896.91

PER CENT

Gross Debt 1.39
 Net Debt .54
 Tax Levy Collected 94.67
 Tax Levy Cancelled, Abated or Adjusted

EXPENDITURES		REVENUES-REALIZED		1993 PROPERTY TAX	
GENERAL GOVERNMENT				STATE EQUALIZED TAX RATE	
Governing Body & Public Boards		1993 Property Taxes Collected	10,410,758.04	Local District School Taxes	.72 4,077,158.00
Municipal Clerk		1993 Payments in Lieu of Taxes		Regional & Consolidated School Tax	.43 2,434,763.61
Financial Administration	35,550.00	Delinquent Tax & Lien Collections	459,378.69	School Taxes in Municipal Budget	
Assessment of Taxes	23,005.00	Business Personalty Replacement Taxes	61,562.92	County Taxes	.25 1,406,419.39
Collection of Taxes	43,765.00	Taxes From Public Utilities	579,650.35	County Library Taxes	
Planning, Housing & Development	9,800.00	Other Miscellaneous Tax Revenues		Local Municipal Purpose Taxes	.52 2,963,475.06
Human Resources	66,768.25	State Aid Revenues	235,388.30	Veteran & Senior Citizen Taxes	39,700.00
Elections		Federal Aid Revenues		Total Taxes for Rate Computation	1.92 10,921,516.06
General Administration (other)	359,187.86			Special District Taxes	
JUDICIARY		Sale of Acquired Property		Bank Corp. Taxes	
Municipal Courts	26,000.00	Other Miscellaneous Revenues	413,616.66	Added and Omitted Taxes	110,626.26
PUBLIC SAFETY		Total	12,160,354.96	Total Taxes Levied - ABSTRACT	10,992,442.32
Fire Protection	113,243.00	Prior Years Surplus Appropriated	300,000.00	Total Taxes Billed	10,996,549.65
Police Protection	1,037,768.69	REVENUES	12,460,354.96	1993 TAXES COLLECTED	10,410,758.04
Civil Defense & Disaster Control		Reserve For Uncollected Taxes	716,495.78	1993 Taxes Cancelled, Abated or Adjusted	
Environmental Inspection & Control	82,000.00	CAPITAL OUTLAY	882,575.06	Transfer to Tax Title Liens or Foreclosed	15,250.16
Other Public Safety		TOTAL		Balance Outstanding Dec. 31, 1993	570,541.45
PUBLIC WORKS				PRIOR YEARS TAXES OUTSTANDING	
Streets and Drainage	339,499.00	Public Enterprises		Balance January 1, 1993	477,599.04
Sewers and Sewage Processing	495,741.97	Recreation-Culture		Collected in 1993	459,378.69
Garbage and Trash Disposal	75,500.00	Public Works	129,123.11	Cancelled, Abated or Adjusted 1993	69.52
Public Buildings and Grounds	8,600.00	Buildings and Grounds	753,451.95	Transfers to Tax Title Liens or Foreclosed	253.42
Other Public Works	23,201.98	Library and Education		Balance December 31, 1993	17,897.41
HEALTH and WELFARE		Conservation		TAX TITLE LIENS OUTSTANDING	
Health Services Except Environmental	77,715.00	All Other		Balance January 1, 1993	112,712.13
Welfare-Public Assistance	3,100.00	CAPITAL DEBT AUTHORIZED, DECEMBER 31, 1993		Transfer From Taxes	15,574.46
Hospital, Clinics, First Aid		ISSUED AND UNISSUED		Redeemed In 1993	
Animal, Insect, & Rodent Control		School	3,180,636	Cancelled, Abated or Adjusted (1993)	2,580.30
Other Welfare Services		Self-Liquidating		Transfer to Foreclosed Property	
RECREATION and CONSERVATION		Other	3,111,590	Balance December 31, 1993	125,706.29
Beaches and Boardwalks	3,500.00	Total	6,292,227	PROPERTY ACQUIRED BY DEED OR	
Parks, Playgrounds, Shade Trees	29,613.03	ISSUED AND OUTSTANDING		FORECLOSURE	
Land Reclamation & Conservation	27,400.00	School		Balance January 1, 1993	155,471.66
Other Recreational Services		Self-Liquidating		Transfers From Taxes or Liens	
EDUCATION (excluding schools)		Other	2,549,800.00	Sole For Cash (1993)	
Libraries	63,250.00	Total	2,549,800.00	Cancelled, Abated or Adjusted (1993)	
Other Educational Services		EQUALIZED VALUATION BASIS	575,219,417	Balance December 31, 1993	155,471.66
STATUTORY EXPENDITURES		FOR NET DEBT COMPUTATION		CURRENT FINANCES DECEMBER 31, 1993	
Pensions & F. I. C. A.	182,000.00	REAL PROPERTY VALUATIONS		ASSETS	
Employee Fringe Benefits	177,490.00	Code Class # of Parcels % VAL'N	ASSESSED VALUATION	Cash Dec. 31, 1993	1,197,252.00
Other Statutory Expenditures	6,000.00	1 Vacant Land 168 2.94	10,088,700.00	Taxes Receivable	588,438.86
CETA And Other Public Employment Programs	3,309,698.78	2 Residential 1574 76.79	263,715,560.00	Tax Title Liens	125,706.00
MUNICIPAL FUNCTIONS		3 Farm 2 .05	143,900.00	Foreclosed Property	155,472.00
CAPITAL IMPROVEMENTS	25,000.00	4a Commercial 52 7.48	25,698,295.00	Emergencies & Other Deferred Charges	133,666.00
DEBT SERVICE		4b Industrial 42 11.22	38,542,400.00	State and Federal Aid Receivable	12,017.00
Principal Payments	320,000.00	4c Apartments 1 1.53	5,250,000.00	Other Receivables	16,357.14
Interest Payments	100,116.22	Total 1839	343,438,855.00	Total	2,228,909.00
DEFERRED CHARGES	139,081.56	Land Area 2.90 Sq. Miles		LIABILITIES, RESERVES, AND SURPLUS	
SCHOOL, COUNTY, SPECIAL DISTRICT TAXES	7,918,341.00	Net Valuation Taxable-Municipal	344,491,240	Cash Liabilities	504,717.00
RESERVE FOR UNCOLLECTED TAXES	716,495.78	Net Valuation Taxable-County	543,048,677	Reserves for Receivables	885,973.00
EXPENDITURES	12,503,733.34	State Equalized Valuation	566,436,333	Surplus Dec. 31, 1993	838,219.00
TOTAL		State Equalization Ratio	60.96	Total	2,223,909.00

0716

Population 1990 27,099
 Population 1993 27,497
 S & P Rating A+
 Moody Rating A1

General Tax Rate Per \$100. 9.94
 State Equalized Tax Rate 2.81

NUTLEY TOWNSHIP - ESSEX COUNTY

Form of Government:

Commission (1911)

Number of Members on Governing Body - 5

PER CAPITA:

Grass Debt 351.01
 Net Debt 290.16
 Debt Service 51.45
 Total Tax Levy 1,769.93
 Municipal Expenditures 815.34

PER CENT:

Grass Debt .55
 Net Debt .45
 Tax Levy Collected 97.24
 Tax Levy Cancelled, Abated or Adjusted .36

EXPENDITURES		REVENUES-REALIZED		1993 PROPERTY TAX	
GENERAL GOVERNMENT		1993 Property Taxes Collected		STATE EQUALIZED TAX RATE	
Governing Body & Public Boards	22,950.00	1993 Payments in Lieu of Taxes	47,359,233.80	Local District School Taxes	1.36
Municipal Clerk	135,801.00	Delinquent Tax & Lien Collections	67,153.28	Regional & Consolidated School Tax	
Financial Administration	248,809.00	Business Personalty Replacement Taxes	1,021,530.07	School Taxes in Municipal Budget	
Assessment of Taxes	148,751.00	Taxes From Public Utilities	600,198.96	County Taxes	.69
Collection of Taxes	151,501.00	Other Miscellaneous Tax Revenues	1,503,202.00	County Library Taxes	
Planning, Housing & Development	39,114.50	State Aid Revenues	3,023,943.69	Local Municipal Purpose Taxes	.75
Human Resources	200,884.30	Federal Aid Revenues		Veteran & Senior Citizen Taxes	
Elections				Total Taxes for Rate Computation	2.80
General Administration (other)	1,314,870.09			Special District Taxes	
JUDICIARY				Bank Corp. Taxes	
Municipal Courts	189,834.00			Added and Omitted Taxes	59,899.34
PUBLIC SAFETY				Total Taxes Levied - ABSTRACT	48,667,894.60
Fire Protection	1,581,791.00			Total Taxes Billed	48,705,762.34
Police Protection	3,666,509.00			1993 TAXES COLLECTED	47,359,233.80
Civil Defense & Disaster Control	29,446.00			1993 Taxes Cancelled, Abated or Adjusted	174,803.05
Environmental Inspection & Control	240,692.00			Transfer to Tax Title Liens or Foreclosed	7,693.56
Other Public Safety	9,158.00			Balance Outstanding Dec. 31, 1993	1,164,031.93
PUBLIC WORKS				PRIOR YEARS TAXES OUTSTANDING	
Streets and Drainage	995,080.22			Balance January 1, 1993	1,034,173.00
Sewers and Sewage Processing	1,523,702.00			Collected in 1993	1,021,530.07
Garbage and Trash Disposal	2,163,951.19			Cancelled, Abated or Adjusted 1993	
Public Buildings and Grounds	367,750.00			Transfers to Tax Title Liens or Foreclosed	
Other Public Works	58,077.00			Balance December 31, 1993	12,642.93
HEALTH and WELFARE				TAX TITLE LIENS OUTSTANDING	
Health Services Except Environmental	375,352.00			Balance January 1, 1993	34,955.23
Welfare-Public Assistance	39,640.00			Transfer From Taxes	7,693.56
Hospital, Clinics, First Aid				Redeemed In 1993	
Animal, Insect, & Rodent Control	33,835.00			Cancelled, Abated or Adjusted (1993)	
Other Welfare Services	1,000.00			Transfer to Foreclosed Property	
RECREATION and CONSERVATION				Balance December 31, 1993	42,648.79
Beaches and Boardwalks	862,800.00			PROPERTY ACQUIRED BY DEED OR FORECLOSURE	
Parks, Playgrounds, Shade Trees	35,783.00			Balance January 1, 1993	21,520.00
Land Reclamation & Conservation	231,330.00			Transfers From Taxes or Liens	
Other Recreational Services				Sale For Cash (1993)	
EDUCATION (excluding schools)				Cancelled, Abated or Adjusted (1993)	
Libraries	859,520.00			Balance December 31, 1993	21,520.00
Other Educational Services				CURRENT FINANCES DECEMBER 31, 1993	
STATUTORY EXPENDITURES				ASSETS	
Pensions & F. I. C. A.	1,235,385.42			Cash Dec. 31, 1993	7,459,525.45
Employee Fringe Benefits	1,945,928.00			Taxes Receivable	1,176,674.85
Other Statutory Expenditures	70,000.00			Tax Title Liens	42,648.79
CETA And Other Public Employment Programs				Foreclosed Property	21,520.00
MUNICIPAL FUNCTIONS				Emergencies & Other Deferred Charges	
CAPITAL IMPROVEMENTS				State and Federal Aid Receivable	22,407.71
DEBT SERVICE				Other Receivables	452,094.28
Principal Payments	933,156.36			Total	9,175,771.09
Interest Payments	481,573.00			LIABILITIES, RESERVES, AND SURPLUS	
DEFERRED CHARGES	47,439.00			Cash Liabilities	2,655,493.25
SCHOOL, COUNTY, SPECIAL DISTRICT TAXES	35,597,056.28			Reserves for Receivables	1,693,937.93
RESERVE FOR UNCOLLECTED TAXES	2,190,779.00			Surplus Dec. 31, 1993	4,826,439.91
EXPENDITURES				Total	9,175,771.09
TOTAL	58,030,293.36				

0242

Population 1990 11,397
 Population 1993 12,060
 S & P Rating
 Moody Rating A1

General Tax Rate Per \$100. 2.37
 State Equalized Tax Rate 2.42

OAKLAND BOROUGH - BERGEN COUNTY

Form of Government:

Borough Council

Number of Members on Governing Body - 6

PER CAPITA:

Gross Debt 731.42
 Net Debt 781.42
 Debt Service 77.61
 Total Tax Levy 2,093.22
 Municipal Expenditures 841.06

PER CENT:

Gross Debt .98
 Net Debt .88
 Tax Levy Collected 97.79
 Tax Levy Cancelled, Abated or Adjusted .15

EXPENDITURES		REVENUES-REALIZED		1993 PROPERTY TAX	
GENERAL GOVERNMENT				STATE EQUALIZED TAX RATE	
Governing Body & Public Boards		1993 Property Taxes Collected	24,686,990.00	Local District School Taxes	1.10 11,396,112.00
Municipal Clerk		1993 Payments in Lieu of Taxes	33,297.00	Regional & Consolidated School Tax	.43 4,450,138.43
Financial Administration	93,500.00	Delinquent Tax & Lien Collections	855,048.00	School Taxes in Municipal Budget	
Assessment of Taxes	121,700.00	Business Personalty Replacement Taxes	139,195.00	County Taxes	.29 2,938,123.54
Collection of Taxes	79,600.00	Taxes From Public Utilities	838,316.00	County Library Taxes	
Planning, Housing & Development	71,050.00	Other Miscellaneous Tax Revenues		Local Municipal Purpose Taxes	.62 6,402,438.00
Human Resources	108,218.00	State Aid Revenues	615,963.00	Veteran & Senior Citizen Taxes	
Elections	4,800.00	Federal Aid Revenues		Total Taxes for Rate Computation	2.43 25,260,861.97
General Administration (other)	1,456,498.00			Special District Taxes	
JUDICIARY				Bank Corp. Taxes	
Municipal Courts	175,000.00	Sale of Acquired Property		Added and Omitted Taxes	
PUBLIC SAFETY		Other Miscellaneous Revenues	1,252,710.00	Total Taxes Levied - ABSTRACT	25,244,192.97
Fire Protection	90,497.00			Total Taxes Billed	25,245,144.00
Police Protection	2,177,550.00	Prior Years Surplus Appropriated	683,000.00	1993 TAXES COLLECTED	24,686,990.00
Civil Defense & Disaster Control	6,400.00	REVENUES TOTAL	29,104,520.00	1993 Taxes Cancelled, Abated or Adjusted	37,086.00
Environmental Inspection & Control	125,130.00	Reserve For Uncollected Taxes	1,272,800.00	Transfer to Tax Title Liens or Foreclosed	10,798.00
Other Public Safety				Balance Outstanding Dec. 31, 1993	510,270.00
PUBLIC WORKS		CAPITAL OUTLAY TOTAL	1,644,794.00	PRIOR YEARS TAXES OUTSTANDING	
Streets and Drainage	684,450.00	Public Enterprises	363,767.00	Balance January 1, 1993	684,830.00
Sewers and Sewage Processing		Recreation-Culture	10,359.00	Collected in 1993	642,232.00
Garbage and Trash Disposal	1,181,639.00	Public Works	141,072.00	Cancelled, Abated or Adjusted 1993	566.00
Public Buildings and Grounds	168,050.00	Buildings and Grounds	1,129,596.00	Transfers to Tax Title Liens or Foreclosed	13,280.00
Other Public Works	38,500.00	Library and Education		Balance December 31, 1993	28,752.00
HEALTH and WELFARE		Conservation		TAX TITLE LIENS OUTSTANDING	
Health Services Except Environmental	141,010.00	All Other		Balance January 1, 1993	274,324.00
Welfare-Public Assistance	11,500.00			Transfer From Taxes	26,195.00
Hospital, Clinics, First Aid		CAPITAL DEBT AUTHORIZED, DECEMBER 31, 1993		Redeemed In 1993	212,316.00
Animal, Insect, & Rodent Control		ISSUED AND UNISSUED		Cancelled, Abated or Adjusted (1993)	
Other Welfare Services		School		Transfer to Foreclosed Property	
RECREATION and CONSERVATION		Self-Liquidating	2,402,000	Balance December 31, 1993	87,703.00
Beaches and Boardwalks		Other	7,021,924	PROPERTY ACQUIRED BY DEED OR	
Parks, Playgrounds, Shade Trees	13,801.00	Total	9,423,924	FORECLOSURE	
Parks, Playgrounds, Shade Trees	62,194.00	ISSUED AND OUTSTANDING		Balance January 1, 1993	564,050.00
Land Reclamation & Conservation	165,600.00	School		Transfers From Taxes or Liens	
Other Recreational Services		Self-Liquidating	1,500,000.00	Sale For Cash (1993)	
EDUCATION (excluding schools)		Other	4,974,060.00	Cancelled, Abated or Adjusted (1993)	
Libraries	382,500.00	Total	5,474,060.00	Balance December 31, 1993	564,050.00
Other Educational Services		EQUALIZED VALUATION BASIS		CURRENT FINANCES DECEMBER 31, 1993	
STATUTORY EXPENDITURES		FOR NET DEBT COMPUTATION	1,065,025,075	ASSETS	
Pensions & F. I. C. A.	519,700.00	REAL PROPERTY VALUATIONS		Cash Dec. 31, 1993	3,047,013.00
Employee Fringe Benefits		Code Class # of Parcels % VAL'N	ASSESSED VALUATION	Taxes Receivable	539,022.00
Other Statutory Expenditures		1 Vacant Land 225 4.19	44,365,890.00	Tax Title Liens	87,703.00
CETA And Other Public Employment Programs	7,878,887.00	2 Residential 3956 75.20	795,519,005.00	Foreclosed Property	564,050.00
MUNICIPAL FUNCTIONS		3 Farm 14 .28	3,001,100.00	Emergencies & Other Deferred Charges	
CAPITAL IMPROVEMENTS	30,000.00	4a Commercial 137 9.31	98,483,600.00	State and Federal Aid Receivable	56,138.00
DEBT SERVICE		4b Industrial 54 11.02	116,530,525.00	Other Receivables	423,372.00
Principal Payments	555,701.00	4c Apartments		Total	4,717,298.00
Interest Payments	380,279.00	Total	4386 1,057,900,030.00	LIABILITIES, RESERVES, AND SURPLUS	
DEFERRED CHARGES	55,505.00	Land Area 9.10 Sq. Miles		Cash Liabilities	1,773,500.00
SCHOOL, COUNTY, SPECIAL DISTRICT TAXES	18,784,373.97	Net Valuation Taxable-Municipal	1,063,027,975	Reserves for Receivables	1,614,147.00
RESERVE FOR UNCOLLECTED TAXES	1,272,800.00	Net Valuation Taxable-County	1,052,725,923	Surplus Dec. 31, 1993	1,329,651.00
EXPENDITURES TOTAL	28,927,545.97	State Equalized Valuation	1,040,356,470	Total	4,717,298.00
		State Equalization Ratio	102.19		

0426
 Population 1990 4,430
 Population 1993 4,456
 S & P Rating
 Moody Rating A
 General Tax Rate Per \$100. 2.66
 State Equalized Tax Rate 2.73

OAKLYN BOROUGH - CAMDEN COUNTY
Form of Government
Borough Council
Number of Members on Governing Body - 6

PER CAPITA:
 Grass Debt 649.15
 Net Debt 329.35
 Debt Service 41.34
 Total Tax Levy 966.87
 Municipal Expenditures 446.36
 PER CENT:
 Gross Debt 1.83
 Net Debt .93
 Tax Levy Collected 96.71
 Tax Levy Cancelled, Abated or Adjusted 3.5

EXPENDITURES		REVENUES-REALIZED		1993 PROPERTY TAX	
GENERAL GOVERNMENT				STATE EQUALIZED TAX RATE	
Governing Body & Public Boards		1993 Property Taxes Collected	4,168,839.78	Local District School Taxes	1.37 2,169,777.00
Municipal Clerk	26,050.00	1993 Payments in Lieu of Taxes		Regional & Consolidated School Tax	
Financial Administration	11,788.43	Delinquent Tax & Lien Collections	129,399.60	School Taxes in Municipal Budget	
Assessment of Taxes	43,648.83	Business Personalty Replacement Taxes	26,706.88	County Taxes	.81 1,274,102.03
Collection of Taxes	3,800.00	Taxes From Public Utilities	221,760.00	County Library Taxes	.03 66,640.39
Planning, Housing & Development	57,664.00	Other Miscellaneous Tax Revenues		Local Municipal Purpose Taxes	.52 815,219.00
Human Resources		State Aid Revenues	234,797.63	Veteran & Senior Citizen Taxes	
Elections		Federal Aid Revenues		Total Taxes for Rate Computation	2.73 4,372,838.42
General Administration (other)	187,735.16			Special District Taxes	
JUDICIARY		Sale of Acquired Property	283,876.50	Bank Corp. Taxes	
Municipal Courts	59,396.39	Other Miscellaneous Revenues	5,065,380.39	Added and Omitted Taxes	2,629.77
PUBLIC SAFETY		Total	5,317,700.00	Total Taxes Levied - ABSTRACT	4,308,368.19
Fire Protection	50,731.90	Prior Years Surplus Appropriated	317,700.00	Total Taxes Billed	4,310,482.41
Police Protection	378,462.14	REVENUES TOTAL	5,383,080.39	1993 TAXES COLLECTED	4,168,839.78
Civil Defense & Disaster Control	1,927.00	Reserve For Uncollected Taxes	170,450.00	1993 Taxes Cancelled, Abated or Adjusted	15,163.52
Environmental Inspection & Control	11,287.30	CAPITAL OUTLAY TOTAL	211,844.82	Transfer to Tax Title Liens or Foreclosed	2,736.71
Other Public Safety				Balance Outstanding Dec. 31, 1993	123,762.60
PUBLIC WORKS				PRIOR YEARS TAXES OUTSTANDING	
Streets and Drainage	152,949.06	Public Enterprises	6,274.00	Balance January 1, 1993	134,782.60
Sewers and Sewage Processing	39,295.65	Recreation-Culture	153,941.75	Collected in 1993	129,399.60
Garbage and Trash Disposal	270,000.00	Public Works	51,629.07	Cancelled, Abated or Adjusted 1993	
Public Buildings and Grounds	64,483.79	Buildings and Grounds		Transfers to Tax Title Liens or Foreclosed	
Other Public Works		Library and Education		Balance December 31, 1993	5,383.00
HEALTH and WELFARE		Conservation		TAX TITLE LIENS OUTSTANDING	
Health Services Except Environmental	100.00	All Other		Balance January 1, 1993	10,416.51
Welfare-Public Assistance	3,965.39			Transfer From Taxes	2,736.71
Hospital, Clinics, First Aid				Redeemed In 1993	
Animal, Insect, & Rodent Control				Cancelled, Abated or Adjusted (1993)	
Other Welfare Services				Transfer to Foreclosed Property	
RECREATION and CONSERVATION				Balance December 31, 1993	13,153.22
Beaches and Boardwalks	6,295.50			PROPERTY ACQUIRED BY DEED OR	
Parks, Playgrounds, Shade Trees	4,604.00			FORECLOSURE	
Land Reclamation & Conservation	15,628.58			Balance January 1, 1993	227.00
Other Recreational Services				Transfers From Taxes or Liens	
EDUCATION (excluding schools)				Sale For Cash (1993)	
Libraries	30,119.83			Cancelled, Abated or Adjusted (1993)	
Other Educational Services				Balance December 31, 1993	227.00
STATUTORY EXPENDITURES				CURRENT FINANCES DECEMBER 31, 1993	
Pensions & F. I. C. A.	68,408.79			ASSETS	
Employee Fringe Benefits	130,000.00			Cash Dec. 31, 1993	935,947.92
Other Statutory Expenditures				Taxes Receivable	129,125.40
CETA And Other Public Employment Programs				Tax Title Liens	13,153.22
MUNICIPAL FUNCTIONS				Foreclosed Property	227.00
CAPITAL IMPROVEMENTS	15,000.00			Emergencies & Other Deferred Charges	7,000.00
DEBT SERVICE				State and Federal Aid Receivable	
Principal Payments	85,000.00			Other Receivables	14,816.18
Interest Payments	99,197.50			Total	1,100,269.72
DEFERRED CHARGES				LIABILITIES, RESERVES, AND SURPLUS	
SCHOOL, COUNTY, SPECIAL DISTRICT TAXES	3,490,519.42			Cash Liabilities	231,729.39
RESERVE FOR UNCOLLECTED TAXES	170,450.00			Reserves for Receivables	157,321.80
EXPENDITURES TOTAL	5,479,508.66			Surplus Dec. 31, 1993	711,218.53
				Total	1,100,269.72

1337

Population 1990 25,058
 Population 1993 26,139
 S & P Rating
 Moody Rating A1

General Tax Rate Per \$100. 2.45
 State Equalized Tax Rate 2.35

OCEAN TOWNSHIP - MONMOUTH COUNTY
 Form of Government:
Council-Manager Plan A (OMCL 50)
 Number of Members on Governing Body - 5

PER CAPITA:
 Grass Debt 587.88
 Net Debt 416.60
 Debt Service 69.24
 Total Tax Levy 1,544.79
 Municipal Expenditures 634.13

PER CENT:
 Grass Debt .89
 Net Debt .63
 Tax Levy Collected 97.02
 Tax Levy Cancelled, Abated or Adjusted .33

EXPENDITURES		REVENUES-REALIZED		1993 PROPERTY TAX	
GENERAL GOVERNMENT				STATE EQUALIZED TAX RATE →	
Governing Body & Public Boards	27,325.00	1993 Property Taxes Collected	40,560,019.09	Local District School Taxes	
Municipal Clerk	114,725.00	1993 Payments in Lieu of Taxes	30,074.46	Regional & Consolidated School Tax	1.33
Financial Administration	171,300.00	Delinquent Tax & Lien Collections	1,294,698.79	School Taxes in Municipal Budget	
Assessment of Taxes	158,374.00	Business Personalty Replacement Taxes	152,845.64	County Taxes	.46
Collection of Taxes	82,225.00	Taxes From Public Utilities	1,993,998.38	County Library Taxes	.02
Planning, Housing & Development	128,699.00	Other Miscellaneous Tax Revenues		Local Municipal Purpose Taxes	.55
Human Resources	270,424.00	State Aid Revenues	1,284,939.02	Veteran & Senior Citizen Taxes	
Elections	7,700.00	Federal Aid Revenues		Total Taxes for Rate Computation	2.36
General Administration (other)	2,153,826.00			Special District Taxes	
JUDICIARY		Sale of Acquired Property		Bank Corp. Taxes	
Municipal Courts	167,144.00	Other Miscellaneous Revenues	2,108,104.85	Added and Omitted Taxes	461,564.86
PUBLIC SAFETY		Total	47,424,680.23	Total Taxes Levied - ABSTRACT	40,379,301.55
Fire Protection	3,518,836.03	Prior Years Surplus Appropriated	1,325,000.00	Total Taxes Billed	41,804,677.46
Police Protection	1,900.00	REVENUES TOTAL	48,749,680.23	1993 TAXES COLLECTED	40,560,019.09
Civil Defense & Disaster Control	199,969.00	Reserve For Uncollected Taxes	1,779,039.77	1993 Taxes Cancelled, Abated or Adjusted	136,351.12
Environmental Inspection & Control		CAPITAL OUTLAY TOTAL	2,238,330.87	Transfer to Tax Title Liens or Foreclosed	79,085.21
Other Public Safety				Balance Outstanding Dec. 31, 1993	1,029,222.04
PUBLIC WORKS		Public Enterprises		PRIOR YEARS TAXES OUTSTANDING	
Streets and Drainage	1,204,821.00	Recreation-Culture		Balance January 1, 1993	1,349,001.68
Sewers and Sewage Processing	139,273.00	Public Works	1,207,097.64	Collected in 1993	1,285,639.18
Garbage and Trash Disposal	1,844,100.00	Buildings and Grounds	1,031,233.23	Cancelled, Abated or Adjusted 1993	3,622.98
Public Buildings and Grounds	884,674.00	Library and Education		Transfers to Tax Title Liens or Foreclosed	33,606.44
Other Public Works	358,966.00	Conservation		Balance December 31, 1993	26,133.08
HEALTH and WELFARE		All Other		TAX TITLE LIENS OUTSTANDING	
Health Services Except Environmental	165,322.00	CAPITAL DEBT AUTHORIZED, DECEMBER 31, 1993		Balance January 1, 1993	97,635.62
Welfare-Public Assistance	123,414.00	ISSUED AND UNISSUED GROSS DEBT NET DEBT		Transfer From Taxes	119,616.22
Hospital, Clinics, First Aid		School 3,482,695		Redeemed In 1993	9,059.61
Animal, Insect, & Rodent Control	12,000.00	Self-Liquidating 11,883,830	10,889,629	Cancelled, Abated or Adjusted (1993)	
Other Welfare Services		Other 15,366,525	10,889,629	Transfer to Foreclosed Property	
RECREATION and CONSERVATION		Total 15,366,525	10,889,629	Balance December 31, 1993	208,192.23
Beaches and Boardwalks	1,000.00	ISSUED AND OUTSTANDING		PROPERTY ACQUIRED BY DEED OR FORECLOSURE	
Parks, Playgrounds, Shade Trees	11,100.00	School 3,482,695.04		Balance January 1, 1993	539,484.31
Land Reclamation & Conservation	326,198.00	Self-Liquidating 9,954,000.00		Transfers From Taxes or Liens	
Other Recreational Services		Other 13,436,695.04		Sale For Cash (1993)	
EDUCATION (excluding schools)		Total 13,436,695.04		Cancelled, Abated or Adjusted (1993)	
Libraries	40,600.00	EQUALIZED VALUATION BASIS FOR NET DEBT COMPUTATION	1,735,616,894	Balance December 31, 1993	539,484.31
Other Educational Services		REAL PROPERTY VALUATIONS		CURRENT FINANCES DECEMBER 31, 1993	
STATUTORY EXPENDITURES		Code Class # of Parcels % VAL'N ASSESSED VALUATION		ASSETS	
Pensions & F. I. C. A.	788,522.37	1 Vacant Land 1110 3.89 53,327,500.00		Cash Dec. 31, 1993	5,963,868.37
Employee Fringe Benefits		2 Residential 6859 74.18 1,206,426,000.00		Taxes Receivable	1,055,355.12
Other Statutory Expenditures		3 Farm 9 .13 2,105,900.00		Tax Title Liens	208,192.23
CETA And Other Public Employment Programs	12,902,437.40	4a Commercial 350 16.43 267,208,100.00		Foreclosed Property	539,484.31
MUNICIPAL FUNCTIONS TOTAL		4b Industrial 8 .35 5,743,200.00		Emergencies & Other Deferred Charges	72,000.00
CAPITAL IMPROVEMENTS *MEMO*		4c Apartments 14 5.01 81,541,100.00		State and Federal Aid Receivable	5,595.60
DEBT SERVICE		Total 8350 1,626,351,800.00		Other Receivables	38,414.13
Principal Payments	1,183,000.00	Land Area 11.20 Sq. Miles		Total	7,882,909.76
Interest Payments	626,936.75	Net Valuation Taxable-Municipal	1,631,556,975	LIABILITIES, RESERVES, AND SURPLUS	
DEFERRED CHARGES	84,000.00	Net Valuation Taxable-County	1,711,396,342	Cash Liabilities	2,542,878.60
SCHOOL, COUNTY, SPECIAL DISTRICT TAXES	30,639,087.80	State Equalized Valuation	1,698,097,240	Reserves for Receivables	1,841,445.79
RESERVE FOR UNCOLLECTED TAXES	1,779,039.77	State Equalization Ratio	96.07	Surplus Dec. 31, 1993	3,498,585.37
EXPENDITURES TOTAL	47,214,551.72			Total	7,982,909.76

1520

Population 1990 5,416

Population 1993 5,783

S & P Rating

Moody Rating

General Tax Rate Per \$100

2.06

State Equalized Tax Rate

2.28

OCEAN TOWNSHIP - OCEAN COUNTY

Form of Government:

Township Committee

Number of Members on Governing Body - 3

PER CAPITA:

Gross Debt

2,022.05

Net Debt

181.69

Debt Service

12.32

Total Tax Levy

1,495.04

Municipal Expenditures

688.70

PER CENT:

Gross Debt

3.31

Net Debt

.27

Tax Levy Collected

88.26

Tax Levy Cancelled, Abated

or Adjusted

.99

EXPENDITURES		REVENUES-REALIZED		1993 PROPERTY TAX	
GENERAL GOVERNMENT		1993 Property Taxes Collected		STATE EQUALIZED TAX RATE	
Governing Body & Public Boards		1993 Payments in Lieu of Taxes	7,634,034.32	Local District School Taxes	1.43
Municipal Clerk	67,000.00	Delinquent Tax & Lien Collections	514,537.94	Regional & Consolidated School Tax	
Financial Administration	57,600.00	Business Personalty Replacement Taxes	12,351.95	School Taxes in Municipal Budget	
Assessment of Taxes	58,600.00	Taxes From Public Utilities	580,336.00	County Taxes	.44
Collection of Taxes	16,000.00	Other Miscellaneous Tax Revenues		County Library Taxes	.06
Planning, Housing & Development	67,604.00	State Aid Revenues	322,497.00	Local Municipal Purpose Taxes	.37
Human Resources	1,200.00	Federal Aid Revenues	7,000.00	Veteran & Senior Citizen Taxes	
Elections				Total Taxes for Rate Computation	2.28
General Administration (other)	245,350.00			Special District Taxes	
JUDICIARY				Bank Corp. Taxes	
Municipal Courts	86,000.00			Added and Omitted Taxes	41,255.21
PUBLIC SAFETY				Total Taxes Levied - ABSTRACT	8,645,835.03
Fire Protection	22,024.00			Total Taxes Billed	8,649,327.97
Police Protection	726,215.00			1993 TAXES COLLECTED	7,634,034.32
Civil Defense & Disaster Control	9,500.00			1993 Taxes Cancelled, Abated or Adjusted	85,877.99
Environmental Inspection & Control	28,500.00			Transfer to Tax Title Liens or Foreclosed	172,228.41
Other Public Safety				Balance Outstanding Dec. 31, 1993	757,187.25
PUBLIC WORKS				PRIOR YEARS TAXES OUTSTANDING	
Streets and Drainage	254,250.00			Balance January 1, 1993	431,871.28
Sewers and Sewage Processing	479,200.00			Collected in 1993	397,538.52
Garbage and Trash Disposal	51,800.00			Cancelled, Abated or Adjusted 1993	
Public Buildings and Grounds	20,500.00			Transfers to Tax Title Liens or Foreclosed	31,732.60
Other Public Works				Balance December 31, 1993	2,600.16
HEALTH and WELFARE				TAX TITLE LIENS OUTSTANDING	
Health Services Except Environmental	4,800.00			Balance January 1, 1993	564,977.59
Welfare-Public Assistance	14,000.00			Transfer From Taxes	210,682.48
Hospital, Clinics, First Aid				Redeemed In 1993	116,999.42
Animal, Insect, & Rabid Control	7,500.00			Cancelled, Abated or Adjusted (1993)	
Other Welfare Services				Transfer to Foreclosed Property	
RECREATION and CONSERVATION				Balance December 31, 1993	658,660.65
Beaches and Boardwalks	11,900.00			PROPERTY ACQUIRED BY DEED OR	
Parks, Playgrounds, Shade Trees	1,000.00			FORECLOSURE	
Land Reclamation & Conservation	50,737.65			Balance January 1, 1993	839,600.00
Other Recreational Services	50,850.00			Transfers From Taxes or Liens	
EDUCATION (excluding schools)				Sale For Cash (1993)	
Libraries	6,000.00			Cancelled, Abated or Adjusted (1993)	
Other Educational Services				Balance December 31, 1993	839,600.00
STATUTORY EXPENDITURES				CURRENT FINANCES DECEMBER 31, 1993	
Pensions & F. I. C. A.	159,885.00			ASSETS	
Employee Fringe Benefits	320,450.00			Cash Dec. 31, 1993	2,411,884.56
Other Statutory Expenditures	7,000.00			Taxes Receivable	759,787.41
CETA And Other Public Employment Programs				Tax Title Liens	658,660.65
MUNICIPAL FUNCTIONS				Foreclosed Property	839,600.00
CAPITAL IMPROVEMENTS	30,000.00			Emergencies & Other Deferred Charges	41,900.00
DEBT SERVICE				State and Federal Aid Receivable	
Principal Payments	60,398.88			Other Receivables	25,686.04
Interest Payments	10,872.24			Total	4,737,518.66
DEFERRED CHARGES	28,017.39			LIABILITIES, RESERVES, AND SURPLUS	
SCHOOL, COUNTY, SPECIAL DISTRICT TAXES	7,203,890.82			Cash Liabilities	1,053,340.00
RESERVE FOR UNCOLLECTED TAXES	1,058,000.00			Reserves for Receivables	2,283,734.10
EXPENDITURES	11,186,644.98			Surplus Dec. 31, 1993	1,400,444.56
				Total	4,737,518.66

0508

Population 1990 15,512
 Population 1993 15,252
 S & P Rating AAA
 Moody Rating AAA

General Tax Rate Per \$100. 1.44
 State Equalized Tax Rate 1.49

OCEAN CITY CITY - CAPE MAY COUNTY

Form of Government:

Mayor-Council Plan D (OMCL 50)

Number of Members on Governing Body - 7

PER CAPITA:
 Gross Debt 2,482.41
 Net Debt 2,369.82
 Debt Service 339.23
 Total Tax Levy 3,087.26
 Municipal Expenditures 2,119.50

PER CENT:
 Gross Debt 1.19
 Net Debt 1.14
 Tax Levy Collected 96.05
 Tax Levy Cancelled, Abated or Adjusted .72

EXPENDITURES		REVENUES-REALIZED		1993 PROPERTY TAX	
GENERAL GOVERNMENT				STATE EQUALIZED TAX RATE .44	
Governing Body & Public Boards	79,300.00	1993 Property Taxes Collected 45,534,002.85		Local District School Taxes	14,022,767.00
Municipal Clerk	179,800.00	1993 Payments in Lieu of Taxes		Regional & Consolidated School Tax	
Financial Administration	394,000.00	Delinquent Tax & Lien Collections 1,468,975.83		School Taxes in Municipal Budget	
Assessment of Taxes	147,350.00	Business Personalty Replacement Taxes 223,829.16		County Taxes	* 12,426,216.36
Collection of Taxes	178,900.00	Taxes From Public Utilities 2,175,086.00		County Library Taxes	
Planning, Housing & Development	117,800.00	Other Miscellaneous Tax Revenues		Local Municipal Purpose Taxes	.65 20,457,110.93
Human Resources	203,456.00	State Aid Revenues 500,329.00		Veteran & Senior Citizen Taxes	121,450.00
Elections		Federal Aid Revenues		Total Taxes for Rate Computation 1.48	47,027,544.29
General Administration (other)	6,902,837.00	Sale of Acquired Property		Special District Taxes	
JUDICIARY		Other Miscellaneous Revenues		Bank Corp. Taxes	
Municipal Courts	291,900.00	Total 56,986,742.72		Added and Omitted Taxes	180,800.09
PUBLIC SAFETY		Prior Years Surplus Appropriated 1,400,003.00		Total Taxes Levied - ABSTRACT	47,086,894.38
Fire Protection	2,724,400.00	REVENUES .TOTAL 58,386,742.72		Total Taxes Billed	47,404,349.36
Police Protection	4,355,503.00	Reserve For Uncollected Taxes 2,150,000.00		1993 TAXES COLLECTED	45,534,002.85
Civil Defense & Disaster Control		CAPITAL OUTLAY TOTAL 4,115,507.68		1993 Taxes Cancelled, Abated or Adjusted	342,211.66
Environmental Inspection & Control	335,700.00	Public Enterprises		Transfer to Tax Title Liens or Foreclosed	12,298.16
Other Public Safety		Recreation-Culture		Balance Outstanding Dec. 31, 1993	1,515,836.69
PUBLIC WORKS		Public Works		PRIOR YEARS TAXES OUTSTANDING	
Streets and Drainage	1,423,200.00	Buildings and Grounds		Balance January 1, 1993	1,746,215.47
Sewers and Sewage Processing		Library and Education		Collected in 1993	1,447,744.97
Garbage and Trash Disposal	3,946,600.00	Conservation		Cancelled, Abated or Adjusted 1993	4,786.65
Public Buildings and Grounds	370,500.00	All Other		Transfers to Tax Title Liens or Foreclosed	2,059.61
Other Public Works		CAPITAL DEBT AUTHORIZED, DECEMBER 31, 1993		Balance December 31, 1993	291,624.24
HEALTH and WELFARE		ISSUED AND UNISSUED		TAX TITLE LIENS OUTSTANDING	
Health Services Except Environmental		GROSS DEBT		Balance January 1, 1993	58,359.30
Welfare-Public Assistance	52,000.00	NET DEBT		Transfer From Taxes	14,736.55
Hospital, Clinics, First Aid		School 1,697,000		Redeemed in 1993	21,230.86
Animal, Insect, & Rodent Control		Self-Liquidating 22,000		Cancelled, Abated or Adjusted (1993)	
Other Welfare Services		Other 36,142,707		Transfer to Foreclosed Property	
RECREATION and CONSERVATION		Total 37,361,707		Balance December 31, 1993	51,864.99
Beaches and Boardwalks	813,000.00	ISSUED AND OUTSTANDING		PROPERTY ACQUIRED BY DEED OR FORECLOSURE	
Parks, Playgrounds, Shode Trees	4,500.00	School 1,697,000.00		Balance January 1, 1993	521,576.00
Land Reclamation & Conservation	445,600.00	Self-Liquidating 22,000.00		Transfers From Taxes or Liens	
Other Recreational Services		Other 34,065,026.04		Sole For Cash (1993)	
EDUCATION (excluding schools)		Total 35,784,026.04		Cancelled, Abated or Adjusted (1993)	
Libraries	824,410.00	EQUALIZED VALUATION BASIS		Balance December 31, 1993	521,576.00
Other Educational Services	5,295.00	FOR NET DEBT COMPUTATION		CURRENT FINANCES DECEMBER 31, 1993	
STATUTORY EXPENDITURES		REAL PROPERTY VALUATIONS		ASSETS	
Pensions & F. I. C. A.	1,171,000.00	Code Class # of Parcels % VAL'N		Cash Dec. 31, 1993	5,595,955.20
Employee Fringe Benefits		1 Vocant Land 1538 2.49		Taxes Receivable	1,807,460.93
Other Statutory Expenditures	32,500.00	2 Residential 14113 88.61		Tax Title Liens	51,864.99
CETA And Other Public Employment Programs	24,999,551.00	3 Farm		Foreclosed Property	521,576.00
MUNICIPAL FUNCTIONS TOTAL	75,000.00	4a Commercial 496 8.12		Emergencies & Other Deferred Charges	
CAPITAL IMPROVEMENTS		4b Industrial 3 .02		State and Federal Aid Receivable	1,398.45
DEBT SERVICE		4c Apartments 50 .77		Other Receivables	132,811.62
Principal Payments	3,325,895.52	Total 16200		Total	8,111,067.19
Interest Payments	1,847,974.75	Land Area 5.83 Sq. Miles		LIABILITIES, RESERVES, AND SURPLUS	
DEFERRED CHARGES	3,231.23	Net Valuation Taxable-Municipal		Cash Liabilities	3,326,630.33
SCHOOL, COUNTY, SPECIAL DISTRICT TAXES	26,448,993.36	Net Valuation Taxable-County		Reserves for Receivables	2,513,713.54
RESERVE FOR UNCOLLECTED TAXES	2,150,000.00	State Equalized Valuation		Surplus Dec. 31, 1993	2,270,723.32
EXPENDITURES TOTAL	58,775,635.86	State Equalization Ratio 103.52		Total	8,111,067.19

1521

Population 1990 2,073
 Population 1993 2,061
 S & P Rating
 Moody Rating

General Tax Rate Per \$100 1.75
 State Equalized Tax Rate 2.13

OCEAN GATE BOROUGH - OCEAN COUNTY

Form of Government:

Borough Council

Number of Members on Governing Body - 6

PER CAPITA:

Gross Debt 2,090.42
 Net Debt 694.50
 Debt Service
 Total Tax Levy 1,054.38
 Municipal Expenditures 598.07

PER CENT:

Gross Debt 4.14
 Net Debt 1.37
 Tax Levy Collected 90.27
 Tax Levy Cancelled, Abated or Adjusted .29

EXPENDITURES		REVENUES-REALIZED		1993 PROPERTY TAX	
GENERAL GOVERNMENT				STATE EQUALIZED TAX RATE	
Governing Body & Public Boards		1993 Property Taxes Collected		Local District School Taxes	824,617.00
Municipal Clerk		1993 Payments in Lieu of Taxes		Regional & Consolidated School Tax	351,690.74
Financial Administration	19,050.00	Delinquent Tax & Lien Collections		School Taxes in Municipal Budget	*
Assessment of Taxes	38,300.00	Business Personalty Replacement Taxes		County Taxes	448,823.63
Collection of Taxes	19,600.00	Taxes From Public Utilities		County Library Taxes	38,082.64
Planning, Housing & Development	6,050.00	Other Miscellaneous Tax Revenues		Local Municipal Purpose Taxes	529,200.00
Human Resources	6,837.00	State Aid Revenues		Veteran & Senior Citizen Taxes	30,050.00
Elections		Federal Aid Revenues		Total Taxes for Rate Computation	2,201,464.01
General Administration (other)	162,179.99	Sale of Acquired Property		Special District Taxes	
JUDICIARY		Other Miscellaneous Revenues		Bank Corp. Taxes	
Municipal Courts	26,422.00	Prior Years Surplus Appropriated		Added and Omitted Taxes	5,777.29
PUBLIC SAFETY		REVENUES TOTAL		Total Taxes Levied - ABSTRACT	2,177,191.30
Fire Protection	11,778.50	Reserve For Uncollected Taxes		Total Taxes Billed	2,178,073.81
Police Protection	199,430.93	CAPITAL OUTLAY TOTAL		1993 TAXES COLLECTED	1,966,214.13
Civil Defense & Disaster Control	1,000.00	Public Enterprises		1993 Taxes Cancelled, Abated or Adjusted	6,144.21
Environmental Inspection & Control	4,350.00	Recreation-Culture		Transfer to Tax Title Liens or Foreclosed	50,315.69
Other Public Safety		Public Works		Balance Outstanding Dec. 31, 1993	155,399.78
PUBLIC WORKS		Buildings and Grounds		PRIOR YEARS TAXES OUTSTANDING	
Streets and Drainage	121,400.00	Library and Education		Balance January 1, 1993	138,385.16
Sewers and Sewage Processing	159,550.00	Conservation		Collected in 1993	131,215.39
Garbage and Trash Disposal	49,500.00	All Other		Cancelled, Abated or Adjusted 1993	
Public Buildings and Grounds	21,000.00	CAPITAL DEBT AUTHORIZED, DECEMBER 31, 1993		Transfers to Tax Title Liens or Foreclosed	7,124.86
Other Public Works		ISSUED AND UNISSUED		Balance December 31, 1993	44.91
HEALTH and WELFARE		SCHOOL		TAX TITLE LIENS OUTSTANDING	
Health Services Except Environmental	300.00	GROSS DEBT		Balance January 1, 1993	94,306.36
Welfare-Public Assistance	1,100.00	NET DEBT		Transfer From Taxes	58,686.92
Hospital, Clinics, First Aid		Self-Liquidating		Redeemed In 1993	14,777.99
Animal, Insect, & Rodent Control	3,200.00	Other		Cancelled, Abated or Adjusted (1993)	
Other Welfare Services		Total		Transfer to Foreclosed Property	
RECREATION and CONSERVATION		ISSUED AND OUTSTANDING		Balance December 31, 1993	138,715.29
Beaches and Boardwalks	76,100.00	SCHOOL		PROPERTY ACQUIRED BY DEED OR	
Parks, Playgrounds, Shade Trees		Self-Liquidating		FORECLOSURE	
Land Reclamation & Conservation		Other		Balance January 1, 1993	9,150.00
Other Recreational Services	1,550.00	Total		Transfers From Taxes or Liens	
EDUCATION (excluding schools)		EQUALIZED VALUATION BASIS		Sale For Cash (1993)	
Libraries		FOR NET DEBT COMPUTATION		Cancelled, Abated or Adjusted (1993)	
Other Educational Services		REAL PROPERTY VALUATIONS		Balance December 31, 1993	9,150.00
STATUTORY EXPENDITURES		Code Class # of Parcels % VALN		CURRENT FINANCES DECEMBER 31, 1993	
Pensions & F. I. C. A.	35,500.00	ASSESSED VALUATION		ASSETS	
Employee Fringe Benefits	58,000.00	1 Vocont Land 82 2.70		Cash Dec. 31, 1993	929,294.20
Other Statutory Expenditures	1,500.00	2 Residential 1008 94.54		Taxes Receivable	155,444.69
CETA And Other Public Employment Programs		3 Form		Tax Title Liens	138,715.29
MUNICIPAL FUNCTIONS TOTAL	1,023,698.42	4a Commercial 18 2.76		Foreclosed Property	9,150.00
CAPITAL IMPROVEMENTS *MEMO*	7,000.00	4b Industrial		Emergencies & Other Deferred Charges	30,000.00
DEBT SERVICE		4c Apartments		State and Federal Aid Receivable	
Principal Payments		Total 1108		Other Receivables	95,362.25
Interest Payments		Land Area .50 Sq. Miles		Total	1,357,966.43
DEFERRED CHARGES		Net Valuation Taxable-Municipal		LIABILITIES, RESERVES, AND SURPLUS	
SCHOOL, COUNTY, SPECIAL DISTRICT TAXES	1,643,214.01	Net Valuation Taxable-County		Cash Liabilities	679,701.47
RESERVE FOR UNCOLLECTED TAXES	203,930.23	State Equalized Valuation		Reserves for Receivables	386,685.48
EXPENDITURES TOTAL	2,875,842.66	State Equalization Ratio		Surplus Dec. 31, 1993	291,579.48
				Total	1,357,966.43

Population 1990 6,146
 Population 1993 5,951
 S & P Rating
 Moody Rating

General Tax Rate Per \$100. 1.98
 State Equalized Tax Rate 2.02

OCEANPORT BOROUGH - MONMOUTH CO.

Form of Government:
 Borough Council

Number of Members on Governing Body - 6

PER CAPITA:
 Gross Debt 200.10
 Net Debt 200.10
 Debt Service 31.14
 Total Tax Levy 1,519.14
 Municipal Expenditures 599.36

PER CENT:
 Gross Debt .27
 Net Debt .27
 Tax Levy Collected 95.82
 Tax Levy Cancelled, Abated or Adjusted .74

EXPENDITURES		REVENUES-REALIZED		1993 PROPERTY TAX	
GENERAL GOVERNMENT				STATE EQUALIZED TAX RATE	
Governing Body & Public Boards		1993 Property Taxes Collected	8,664,631.11	Local District School Taxes	.81
Municipal Clerk		1993 Payments in Lieu of Taxes	31,733.25	Regional & Consolidated School Tax	.40
Financial Administration	55,780.60	Delinquent Tax & Lien Collections	277,005.44	School Taxes in Municipal Budget	
Assessment of Taxes	30,186.46	Business Personalty Replacement Taxes	80,207.72	County Taxes	.47
Collection of Taxes	52,475.00	Taxes From Public Utilities	451,861.00	County Library Taxes	.02
Planning, Housing & Development	18,603.20	Other Miscellaneous Tax Revenues		Local Municipal Purpose Taxes	.33
Human Resources	6,719.00	State Aid Revenues	398,331.56	Veteran & Senior Citizen Taxes	
Elections		Federal Aid Revenues		Total Taxes for Rate Computation	2.03
General Administration (other)	495,610.72			Special District Taxes	
JUDICIARY		Sale of Acquired Property		Bank Corp. Taxes	
Municipal Courts	29,984.90	Other Miscellaneous Revenues	300,495.28	Added and Omitted Taxes	
PUBLIC SAFETY		Total	10,204,265.36	Total Taxes Levied - ABSTRACT	
Fire Protection	83,472.00	Prior Years Surplus Appropriated	712,000.00	Total Taxes Billed	9,040,431.12
Police Protection	1,006,320.30	REVENUES	10,916,265.36	1993 TAXES COLLECTED	8,664,631.11
Civil Defense & Disaster Control		Reserve For Uncollected Taxes	407,986.10	1993 Taxes Cancelled, Abated or Adjusted	67,223.21
Environmental Inspection & Control	39,625.00	CAPITAL OUTLAY	43,051.34	Transfer to Tax Title Liens or Foreclosed	388.67
Other Public Safety		TOTAL		Balance Outstanding Dec. 31, 1993	310,002.42
PUBLIC WORKS				PRIOR YEARS TAXES OUTSTANDING	
Streets and Drainage	317,253.00	Public Enterprises		Balance January 1, 1993	292,448.61
Sewers and Sewage Processing	9,125.00	Recreation-Culture		Collected in 1993	260,237.20
Garbage and Trash Disposal	365,649.00	Public Works		Cancelled, Abated or Adjusted 1993	
Public Buildings and Grounds	138,905.00	Buildings and Grounds	43,051.34	Transfers to Tax Title Liens or Foreclosed	
Other Public Works		Library and Education		Balance December 31, 1993	32,211.41
HEALTH and WELFARE		Conservation		TAX TITLE LIENS OUTSTANDING	
Health Services Except Environmental	1,075.00	All Other		Balance January 1, 1993	21,505.38
Welfare-Public Assistance	8,910.00	CAPITAL DEBT AUTHORIZED, DECEMBER 31, 1993		Transfer From Taxes	409.44
Hospital, Clinics, First Aid	200.00	ISSUED AND UNISSUED		Redeemed In 1993	16,768.24
Animal, Insect, & Rodent Control		GROSS DEBT		Cancelled, Abated or Adjusted (1993)	
Other Welfare Services		School		Transfer to Foreclosed Property	
RECREATION and CONSERVATION		Self-Liquidating		Balance December 31, 1993	5,146.58
Beaches and Boardwalks		Other	1,190,777	PROPERTY ACQUIRED BY DEED OR	
Parks, Playgrounds, Shade Trees	3,500.00	Total	1,190,777	FORECLOSURE	
Land Reclamation & Conservation	6,108.20	ISSUED AND OUTSTANDING		Balance January 1, 1993	175,750.00
Other Recreational Services	34,908.04	School		Transfers From Taxes or Liens	
EDUCATION (excluding schools)		Self-Liquidating		Sale For Cash (1993)	
Libraries	3,593.56	Other	1,190,775.00	Cancelled, Abated or Adjusted (1993)	
Other Educational Services	9,659.60	Total	1,190,775.00	Balance December 31, 1993	175,750.00
STATUTORY EXPENDITURES		EQUALIZED VALUATION BASIS		CURRENT FINANCES DECEMBER 31, 1993	
Pensions & F. I. C. A.	141,855.88	FOR NET DEBT COMPUTATION	448,643,588	ASSETS	
Employee Fringe Benefits		REAL PROPERTY VALUATIONS		Cash Dec. 31, 1993	1,058,119.46
Other Statutory Expenditures		Code Class # of Parcels % VAL'N	ASSESSED VALUATION	Taxes Receivable	342,213.83
CETA And Other Public Employment Programs		1 Vacant Land 183 3.07	13,929,800.00	Tax Title Liens	5,146.58
MUNICIPAL FUNCTIONS		2 Residential 1819 79.24	359,338,000.00	Foreclosed Property	175,750.00
CAPITAL IMPROVEMENTS	2,859,519.46	3 Farm 1	5,800.00	Emergencies & Other Deferred Charges	13,980.00
DEBT SERVICE		4a Commercial 52 15.28	69,298,100.00	State and Federal Aid Receivable	150,448.70
Principal Payments	110,000.00	4b Industrial 1 2.34	10,619,000.00	Other Receivables	78,192.64
Interest Payments	75,295.00	4c Apartments 1 .07	302,000.00	Total	1,823,851.21
		Total 2057	453,492,700.00	LIABILITIES, RESERVES, AND SURPLUS	
DEFERRED CHARGES		Land Area 5.10 Sq. Miles		Cash Liabilities	702,708.55
SCHOOL, COUNTY, SPECIAL DISTRICT TAXES	113,980.00	Net Valuation Taxable-Municipal	454,536,093	Reserves for Receivables	601,303.05
SCHOOL, COUNTY, SPECIAL DISTRICT TAXES	7,561,635.43	Net Valuation Taxable-County	450,709,308	Surplus Dec. 31, 1993	519,639.61
RESERVE FOR UNCOLLECTED TAXES	407,986.10	State Equalized Valuation	445,121,634	Total	1,823,851.21
EXPENDITURES	11,128,415.99	State Equalization Ratio	102.12		

1916
 Population 1990 2,722
 Population 1993 2,852
 S & P Rating
 Moody Rating AAA
 General Tax Rate Per \$100. 2.78
 State Equalized Tax Rate 2.91

OGDENSBURG BORO. - SUSSEX CO.

Form of Government Borough Council

Number of Members on Governing Body - 6

PER CAPITA:
 Gross Debt 1,402.70
 Net Debt 344.73
 Debt Service 27.87
 Total Tax Levy 1,161.76
 Municipal Expenditures 657.90
 PER CENT:
 Gross Debt 3.41
 Net Debt .34
 Tax Levy Collected 92.41
 Tax Levy Cancelled, Abated or Adjusted .80

EXPENDITURES		REVENUES-REALIZED		1993 PROPERTY TAX	
GENERAL GOVERNMENT				STATE EQUALIZED TAX RATE	
Governing Body & Public Boords		1993 Property Taxes Collected	3,066,490.57	Local District School Taxes	1.07
Municipal Clerk		1993 Payments in Lieu of Taxes		Regional & Consolidated School Tax	.59
Financial Administration	36,184.00	Delinquent Tax & Lien Collections	233,076.36	School Taxes in Municipal Budget	
Assessment of Taxes	17,768.00	Business Personalty Replacement Taxes	68,393.96	County Taxes	.42
Collection of Taxes	25,718.71	Taxes From Public Utilities	68,638.00	County Library Taxes	.03
Planning, Housing & Development	47,321.00	Other Miscellaneous Tax Revenues		Local Municipal Purpose Taxes	.80
Human Resources	4,558.00	State Aid Revenues	336,882.38	Veteran & Senior Citizen Taxes	
Elections	1,300.00	Federal Aid Revenues		Total Taxes for Rate Computation	2.91
General Administration (other)	218,842.91			Special District Taxes	
JUDICIARY		Sale of Acquired Property		Bank Corp. Taxes	
Municipal Courts	25,311.00	Other Miscellaneous Revenues	198,823.84	Added and Omitted Taxes	
PUBLIC SAFETY				Total Taxes Levied - ABSTRACT	3,313,330.85
Fire Protection	33,186.00			Total Taxes Billed	3,318,466.18
Police Protection	358,447.14	Prior Years Surplus Appropriated	110,000.00	1993 TAXES COLLECTED	3,066,490.57
Civil Defense & Disaster Control	1,400.00	REVENUES	4,082,305.11	1993 Taxes Cancelled, Abated or Adjusted	26,449.67
Environmental Inspection & Control	15,145.00	Reserve For Uncollected Taxes	269,000.00	Transfer to Tax Title Liens or Foreclosed	35,942.62
Other Public Safety		CAPITAL OUTLAY	TOTAL	Balance Outstanding Dec. 31, 1993	189,583.32
PUBLIC WORKS			384,122.38	PRIOR YEARS TAXES OUTSTANDING	
Streets and Drainage	240,076.00	Public Enterprises	126,044.62	Balance January 1, 1993	253,030.57
Sewers and Sewage Processing	2,604.00	Recreation-Culture	7,026.67	Collected in 1993	228,773.64
Garbage and Trash Disposal	192,000.00	Public Works	29,334.44	Cancelled, Abated or Adjusted 1993	.63
Public Buildings and Grounds	65,000.00	Buildings and Grounds	221,716.65	Tranfers to Tax Title Liens or Foreclosed	23,944.98
Other Public Works		Library and Education		Balance December 31, 1993	311.32
HEALTH and WELFARE		Conservation		TAX TITLE LIENS OUTSTANDING	
Health Services Except Environmental	32,325.00	All Other		Balance January 1, 1993	66,110.13
Welfare-Public Assistance	1.00			Transfer From Taxes	59,887.60
Hospital, Clinics, First Aid		CAPITAL DEBT AUTHORIZED, DECEMBER 31, 1993		Redeemed In 1993	4,302.72
Animal, Insect, & Rodent Control	10,796.00	ISSUED AND UNISSUED	GROSS DEBT	Cancelled, Abated or Adjusted (1993)	
Other Welfare Services		School	1,700,662	Transfer to Foreclosed Property	
RECREATION and CONSERVATION		Self-Liquidating	1,306,662	Balance December 31, 1993	121,695.01
Beaches and Boardwalks		Other	993,162	PROPERTY ACQUIRED BY DEED OR FORECLOSURE	
Parks, Playgrounds, Shade Trees	26,000.00	Total	4,000,488	Balance January 1, 1993	70,700.00
Land Reclamation & Conservation				Transfers From Taxes or Liens	
Other Recreational Services	4,500.00	ISSUED AND OUTSTANDING		Sale For Cash (1993)	
EDUCATION (excluding schools)		School	1,700,662.92	Cancelled, Abated or Adjusted (1993)	
Libraries		Self-Liquidating	1,145,262.92	Balance December 31, 1993	70,700.00
Other Educational Services	350.00	Other	880,500.00	CURRENT FINANCES DECEMBER 31, 1993	
STATUTORY EXPENDITURES		Total	3,726,425.84	ASSETS	
Pensions & F. I. C. A.	56,431.00	EQUALIZED VALUATION BASIS		Cash Dec. 31, 1993	724,871.38
Employee Fringe Benefits	96,600.00	FOR NET DEBT COMPUTATION	117,471,581	Taxes Receivable	189,894.64
Other Statutory Expenditures	1.00	REAL PROPERTY VALUATIONS		Tax Title Liens	121,695.01
CETA And Other Public Employment Programs		Code Class # of Parcels % VAL'N	ASSESSED VALUATION	Foreclosed Property	70,700.00
MUNICIPAL FUNCTIONS		1 Vacant Land 79 4.28	5,075,500.00	Emergencies & Other Deferred Charges	12,191.76
CAPITAL IMPROVEMENTS		2 Residential 786 83.49	99,116,730.00	State and Federal Aid Receivable	937.00
DEBT SERVICE		3 Farm 7 .89	1,060,315.00	Other Receivables	117,153.50
Principal Payments	55,000.00	4a Commercial 32 7.22	8,576,300.00	Total	1,237,443.29
Interest Payments	24,473.39	4b Industrial 4 2.76	3,273,300.00	LIABILITIES, RESERVES, AND SURPLUS	
		4c Apartments 5 1.37	1,621,000.00	Cash Liabilities	465,184.26
		Total 913	118,723,145.00	Reserves for Receivables	499,443.15
DEFERRED CHARGES		Land Area 2.20 Sq. Miles		Surplus Dec. 31, 1993	272,815.88
SCHOOL, COUNTY, SPECIAL DISTRICT TAXES	2,393,686.11	Net Valuation Taxable-Municipal	118,954,368	Total	1,237,443.29
RESERVE FOR UNCOLLECTED TAXES	269,000.00	Net Valuation Taxable-County	119,861,631		
EXPENDITURES		State Equalized Valuation	113,679,046		
TOTAL	4,270,025.26	State Equalization Ratio	104.65		

1209

Population 1990 56,475
 Population 1993 58,935
 S & P Rating
 Moody Rating AAA

General Tax Rate Per \$100. 2.88
 State Equalized Tax Rate 2.88

OLD BRIDGE TOWNSHIP - MIDDLESEX CO.
 Form of Government:
Mayor-Council Plan F (OMCL 50)
 Number of Members on Governing Body - 9

PER CAPITA:
 Gross Debt 749.28
 Net Debt 706.81
 Debt Service 74.22
 Total Tax Levy 1,363.42
 Municipal Expenditures 599.09

PER CENT:
 Gross Debt 1.63
 Net Debt 1.54
 Tax Levy Collected 93.75
 Tax Levy Cancelled, Abated or Adjusted 1.06

EXPENDITURES		REVENUES-REALIZED		1993 PROPERTY TAX	
GENERAL GOVERNMENT				STATE EQUALIZED TAX RATE	
Governing Body & Public Boards	125,218.00	1993 Property Taxes Collected	76,503,972.80	Local District School Taxes	1.71 46,044,820.00
Municipal Clerk	244,552.00	1993 Payments in Lieu of Taxes	139,686.00	Regional & Consolidated School Tax	
Financial Administration	592,531.00	Delinquent Tax & Lien Collections	3,668,008.26	School Taxes in Municipal Budget	
Assessment of Taxes	486,229.00	Business Personalty Replacement Taxes	296,258.00	County Taxes	.41 10,934,639.12
Collection of Taxes	176,838.00	Taxes From Public Utilities	3,138,095.00	County Library Taxes	
Planning, Housing & Development	225,443.00	Other Miscellaneous Tax Revenues	3,517,560.00	Local Municipal Purpose Taxes	.76 20,511,273.12
Human Resources	762,839.00	State Aid Revenues		Veteran & Senior Citizen Taxes	378,100.00
Elections	7,000.00	Federal Aid Revenues		Total Taxes for Rate Computation	2.88 77,868,832.24
General Administration (other)	2,215,763.00			Special District Taxes	2,035,884.00
JUDICIARY				Bank Corp. Taxes	
Municipal Courts	324,933.00	Sale of Acquired Property	5,199,779.79	Added and Omitted Taxes	826,689.64
PUBLIC SAFETY		Other Miscellaneous Revenues	92,463,359.85	Total Taxes Levied - ABSTRACT	80,353,305.88
Fire Protection		Total	92,463,359.85	Total Taxes Billed	81,601,656.78
Police Protection	6,853,221.00	Prior Years Surplus Appropriated	100,000.00	1993 TAXES COLLECTED	76,503,972.80
Civil Defense & Disaster Control	3,900.00	REVENUES	92,563,359.85	1993 Taxes Cancelled, Abated or Adjusted	865,045.71
Environmental Inspection & Control	650,050.00	Reserve For Uncollected Taxes	3,893,653.89	Transfer to Tax Title Liens or Foreclosed	1,125,272.50
Other Public Safety		CAPITAL OUTLAY	TOTAL	Balance Outstanding Dec. 31, 1993	4,042,767.11
PUBLIC WORKS			5,039,742.22	PRIOR YEARS TAXES OUTSTANDING	
Streets and Drainage	1,734,797.00	Public Enterprises		Balance January 1, 1993	3,172,313.45
Sewers and Sewage Processing		Recreation-Culture	7,247.01	Collected in 1993	2,120,621.39
Gorbage and Trash Disposal	562,905.00	Public Works		Cancelled, Abated or Adjusted 1993	164,544.49
Public Buildings and Grounds		Buildings and Grounds	3,679,727.86	Transfers to Tax Title Liens or Foreclosed	348,155.47
Other Public Works	390,285.00	Library and Education	1,352,767.35	Balance December 31, 1993	538,992.10
HEALTH and WELFARE		Conservation		TAX TITLE LIENS OUTSTANDING	
Health Services Except Environmental	254,874.00	All Other		Balance January 1, 1993	2,412,773.16
Welfare-Public Assistance	91,825.00	CAPITAL DEBT AUTHORIZED, DECEMBER 31, 1993		Transfer From Taxes	1,581,696.99
Hospital, Clinics, First Aid		ISSUED AND UNISSUED	GROSS DEBT	Redeemed in 1993	1,278,794.07
Animal, Insect, & Rodent Control	75,000.00	School	2,503,000	Cancelled, Abated or Adjusted (1993)	2,844.07
Other Welfare Services		Self-Liquidating	41,655,802	Transfer to Foreclosed Property	
RECREATION and CONSERVATION		Other		Balance December 31, 1993	2,712,832.01
Beaches and Boardwalks		Total	44,158,802	PROPERTY ACQUIRED BY DEED OR FORECLOSURE	
Parks, Playgrounds, Shade Trees	170,947.00	ISSUED AND OUTSTANDING		Balance January 1, 1993	3,476,300.00
Land Reclamation & Conservation	770,701.00	School	2,503,000.00	Transfers From Taxes or Liens	
Other Recreational Services		Self-Liquidating	27,119,600.33	Sale For Cash (1993)	
EDUCATION (excluding schools)		Other	29,622,600.33	Cancelled, Abated or Adjusted (1993)	
Libraries	1,186,569.00	Total		Balance December 31, 1993	3,476,300.00
Other Educational Services	2,500.00	EQUALIZED VALUATION BASIS FOR NET DEBT COMPUTATION	2,702,834,481	CURRENT FINANCES DECEMBER 31, 1993	
STATUTORY EXPENDITURES		REAL PROPERTY VALUATIONS		ASSETS	
Pensions & F. I. C. A.	1,366,497.00	Code Class # of Parcels % VAL'N	ASSESSED VALUATION	Cash Dec. 31, 1993	11,603,847.93
Employee Fringe Benefits	4,843,858.00	1 Vacant Land 1655 6.22	156,451,700.00	Taxes Receivable	4,581,759.21
Other Statutory Expenditures		2 Residential 15046 74.52	1,994,807,100.00	Tax Title Liens	2,712,832.01
CETA And Other Public Employment Programs		3 Farm 170 .49	12,940,300.00	Foreclosed Property	3,476,300.00
MUNICIPAL FUNCTIONS		4a Commercial 424 8.98	237,585,560.00	Emergencies & Other Deferred Charges	742,390.06
CAPITAL IMPROVEMENTS		4b Industrial 58 2.26	60,398,900.00	State and Federal Aid Receivable	
DEBT SERVICE		4c Apartments 17 7.65	204,800,700.00	Other Receivables	43,623.22
Principal Payments	2,341,580.48	Total	2,676,984,260.00	Total	23,160,752.43
Interest Payments	2,032,311.40	Land Area 38.31 Sq. Miles		LIABILITIES, RESERVES, AND SURPLUS	
DEFERRED CHARGES		Net Valuation Taxable-Municipal	2,691,769,372	Cash Liabilities	9,144,249.51
SCHOOL, COUNTY, SPECIAL DISTRICT TAXES	59,015,343.12	Net Valuation Taxable-Caunty	2,548,574,773	Reserves for Receivables	10,642,133.53
RESERVE FOR UNCOLLECTED TAXES	3,893,653.89	State Equalized Valuation	2,690,431,549	Surplus Dec. 31, 1993	3,374,369.39
EXPENDITURES		State Equalization Ratio	100.05	Total	23,160,752.43
TOTAL	94,322,783.73				

0243

Population 1990 4,254
 Population 1993 4,554
 S & P Rating
 Moody Rating A1

General Tax Rate Per \$100. 1.66
 State Equalized Tax Rate 1.61

OLD TAPPAN BOROUGH - BERGEN COUNTY

Form of Government:

Borough Council

Number of Members on Governing Body - 6

PER CAPITA

Gross Debt 1,696.79
 Net Debt 1,113.22
 Debt Service 74.64
 Total Tax Levy 2,000.06
 Municipal Expenditures 353.36

PER CENT

Gross Debt 1.35
 Net Debt .89
 Tax Levy Collected 97.67
 Tax Levy Cancelled, Abated
 or Adjusted .38

EXPENDITURES		REVENUES-REALIZED		1993 PROPERTY TAX	
GENERAL GOVERNMENT				STATE EQUALIZED TAX RATE	
Governing Body & Public Boards		1993 Property Taxes Collected		Local District School Taxes	4,465,570.00
Municipal Clerk		1993 Payments in Lieu of Taxes		Regional & Consolidated School Tax	2,629,092.32
Financial Administration	75,659.00	Delinquent Tax & Lien Collections		School Taxes in Municipal Budget	
Assessment of Taxes	16,300.00	Business Personalty Replacement Taxes		County Taxes	1,547,255.49
Collection of Taxes	43,150.00	Taxes From Public Utilities		County Library Taxes	
Planning, Housing & Development	24,185.00	Other Miscellaneous Tax Revenues		Local Municipal Purpose Taxes	365,598.00
Human Resources	74,340.00	State Aid Revenues		Veteran & Senior Citizen Taxes	19,450.00
Elections		Federal Aid Revenues		Total Taxes for Rate Computation	9,026,965.31
General Administration (other)	295,521.00	Sale of Acquired Property		Special District Taxes	
JUDICIARY		Other Miscellaneous Revenues		Bank Corp. Taxes	
Municipal Courts	18,800.00	Total		Added and Omitted Taxes	100,758.00
PUBLIC SAFETY		Prior Years Surplus Appropriated		Total Taxes Levied - ABSTRACT	9,108,273.81
Fire Protection	115,059.00	REVENUES		Total Taxes Billed	9,142,745.00
Police Protection	919,575.00	Reserve For Uncollected Taxes		1993 TAXES COLLECTED	8,929,623.00
Civil Defense & Disaster Control		CAPITAL OUTLAY		1993 Taxes Cancelled, Abated or Adjusted	34,571.00
Environmental Inspection & Control	42,080.00	TOTAL		Transfer to Tax Title Liens or Foreclosed	64.00
Other Public Safety		Public Enterprises		Balance Outstanding Dec. 31, 1993	178,487.00
PUBLIC WORKS		Recreation-Culture		PRIOR YEARS TAXES OUTSTANDING	
Streets and Drainage	478,575.00	Public Works		Balance January 1, 1993	240,964.00
Sewers and Sewage Processing	42,805.00	Buildings and Grounds		Collected in 1993	185,468.00
Garbage and Trash Disposal		Library and Education		Cancelled, Abated or Adjusted 1993	48,910.00
Public Buildings and Grounds	64,650.00	Conservation		Transfers to Tax Title Liens or Foreclosed	
Other Public Works		All Other		Balance December 31, 1993	6,586.00
HEALTH and WELFARE		CAPITAL DEBT AUTHORIZED, DECEMBER 31, 1993		TAX TITLE LIENS OUTSTANDING	
Health Services Except Environmental	30,571.00	ISSUED AND UNISSUED		Balance January 1, 1993	1,175.00
Welfare-Public Assistance	2,150.00	GROSS DEBT		Transfer From Taxes	64.00
Hospital, Clinics, First Aid		NET DEBT		Redeemed In 1993	
Animal, Insect, & Rodent Control		School		Cancelled, Abated or Adjusted (1993)	
Other Welfare Services		Self-Liquidating		Transfer to Foreclosed Property	
RECREATION and CONSERVATION		Other		Balance December 31, 1993	1,239.00
Beaches and Boardwalks		Total		PROPERTY ACQUIRED BY DEED OR	
Parks, Playgrounds, Shade Trees	46,405.00	ISSUED AND OUTSTANDING		FORECLOSURE	
Land Reclamation & Conservation	75,708.00	School		Balance January 1, 1993	397,900.00
Other Recreational Services	262,424.00	Self-Liquidating		Transfers From Taxes or Liens	
EDUCATION (excluding schools)		Other		Sale For Cash (1993)	
Libraries	111,027.00	Total		Cancelled, Abated or Adjusted (1993)	
Other Educational Services		EQUALIZED VALUATION BASIS		Balance December 31, 1993	397,900.00
STATUTORY EXPENDITURES		FOR NET DEBT COMPUTATION		CURRENT FINANCES DECEMBER 31, 1993	
Pensions & F. I. C. A.	210,249.00	REAL PROPERTY VALUATIONS		ASSETS	
Employee Fringe Benefits	237,551.00	Code Class # of Parcels % VAL'N		Cash Dec. 31, 1993	1,738,567.00
Other Statutory Expenditures		ASSESSED VALUATION		Taxes Receivable	185,073.00
CETA And Other Public Employment Programs		1 Vacant Land 148 6.10		Tax Title Liens	1,239.00
MUNICIPAL FUNCTIONS	3,186,784.00	2 Residential 1332 81.32		Foreclosed Property	397,900.00
CAPITAL IMPROVEMENTS	22,500.00	3 Farm 9 .18		Emergencies & Other Deferred Charges	103,920.00
DEBT SERVICE		4a Commercial 51 8.57		State and Federal Aid Receivable	3,181.00
Principal Payments	205,000.00	4b Industrial 1 3.32		Other Receivables	25,602.00
Interest Payments	134,893.00	4c Apartments		Total	2,455,482.00
DEFERRED CHARGES	13,380.00	Total 1541		LIABILITIES, RESERVES, AND SURPLUS	
SCHOOL, COUNTY, SPECIAL DISTRICT TAXES	9,641,917.81	Land Area 3.10 Sq. Miles		Cash Liabilities	418,279.00
RESERVE FOR UNCOLLECTED TAXES	343,413.00	Net Valuation Taxable-Municipal		Reserves for Receivables	609,314.00
EXPENDITURES	12,533,387.81	Net Valuation Taxable-County		Surplus Dec. 31, 1993	1,427,389.00
		State Equalized Valuation		Total	2,455,482.00
		State Equalization Ratio			

1706

Population 1990 **1,683**
 Population 1993 **1,672**
 S & P Rating
 Moody Rating **BAA1**

General Tax Rate Per \$100.

1.97

State Equalized Tax Rate

2.00**OLDMANS TOWNSHIP - SALEM COUNTY**

Form of Government:

Township Committee

Number of Members on Governing Body - 3

PER CAPITA:

Gross Debt

Net Debt

Debt Service

Total Tax Levy

Municipal Expenditures

48.75**1,656.76****594.85**

PER CENT:

Gross Debt

Net Debt

Tax Levy Collected **93.08**

Tax Levy Cancelled, Abated

or Adjusted

.17

EXPENDITURES		REVENUES-REALIZED		1993 PROPERTY TAX	
GENERAL GOVERNMENT		1993 Property Taxes Collected		STATE EQUALIZED TAX RATE	
Governing Body & Public Boards		1993 Payments in Lieu of Taxes	2,584,347.00	Local District School Taxes	1.00
Municipal Clerk		Delinquent Tax & Lien Collections	148,295.00	Regional & Consolidated School Tax	
Financial Administration	34,450.00	Business Personalty Replacement Taxes	42,074.00	School Taxes in Municipal Budget	
Assessment of Taxes	18,350.00	Taxes From Public Utilities	176,125.00	County Taxes	.80
Collection of Taxes	16,350.00	Other Miscellaneous Tax Revenues	76,928.00	County Library Taxes	
Planning, Housing & Development	11,450.00	State Aid Revenues		Local Municipal Purpose Taxes	.19
Human Resources	12,613.00	Federal Aid Revenues		Veteran & Senior Citizen Taxes	
Elections		Sale of Acquired Property	139,333.00	Total Taxes for Rate Computation	1.99
General Administration (other)	106,150.00	Other Miscellaneous Revenues	3,167,102.00	Special District Taxes	
JUDICIARY		Prior Years Surplus Appropriated	275,000.00	Bank Corp. Taxes	
Municipal Courts	31,600.00	REVENUES TOTAL	3,442,102.00	Added and Omitted Taxes	370,184.00
PUBLIC SAFETY		Reserve For Uncollected Taxes	308,932.00	Total Taxes Levied - ABSTRACT	2,770,097.96
Fire Protection	57,940.00	CAPITAL OUTLAY TOTAL	198,407.00	Total Taxes Billed	2,776,582.00
Police Protection	13,850.00	Public Enterprises		1993 TAXES COLLECTED	2,584,347.00
Civil Defense & Disaster Control	2,400.00	Recreation-Culture	129,983.00	1993 Taxes Cancelled, Abated or Adjusted	4,720.00
Environmental Inspection & Control	27,392.00	Public Works	68,424.00	Transfer to Tax Title Liens or Foreclosed	46,715.00
Other Public Safety		Buildings and Grounds		Balance Outstanding Dec. 31, 1993	140,800.00
PUBLIC WORKS		Library and Education		PRIOR YEARS TAXES OUTSTANDING	
Streets and Drainage	55,335.00	Conservation		Balance January 1, 1993	230,809.00
Sewers and Sewage Processing	800.00	All Other		Collected in 1993	140,875.00
Gorbage and Trosh Disposal	118,700.00	CAPITAL DEBT AUTHORIZED, DECEMBER 31, 1993		Cancelled, Abated or Adjusted 1993	53,220.00
Public Buildings and Grounds	19,000.00	ISSUED AND UNISSUED		Transfers to Tax Title Liens or Foreclosed	6,022.00
Other Public Works		School		Balance December 31, 1993	30,692.00
HEALTH and WELFARE		Self-Liquidating		TAX TITLE LIENS OUTSTANDING	
Health Services Except Environmental	3,310.00	Other		Balance January 1, 1993	329,704.00
Welfare-Public Assistance	1,575.00	Total		Transfer From Taxes	53,991.00
Hospital, Clinics, First Aid	500.00	ISSUED AND OUTSTANDING		Redeemed In 1993	7,420.00
Animal, Insect, & Radent Control	4,150.00	School	17,320.00	Cancelled, Abated or Adjusted (1993)	
Other Welfare Services		Self-Liquidating	895,295.00	Transfer to Foreclosed Property	
RECREATION and CONSERVATION		Other	912,615.00	Balance December 31, 1993	376,275.00
Beaches and Boardwalks	3,500.00	EQUALIZED VALUATION BASIS		PROPERTY ACQUIRED BY DEED OR	
Parks, Playgrounds, Shade Trees	231.00	FOR NET DEBT COMPUTATION	102,988,873	FORECLOSURE	
Land Reclamation & Conservation	10,000.00	REAL PROPERTY VALUATIONS		Balance January 1, 1993	100.00
Other Recreational Services		Code Class # of Parcels % VAL'N		Transfers From Taxes or Liens	
EDUCATION (excluding schools)		1 Vacant Land 256 3.19	3,876,450.00	Sale For Cash (1993)	
Libraries	500.00	2 Residential 547 37.86	45,942,300.00	Cancelled, Abated or Adjusted (1993)	
Other Educational Services		3 Farm 353 9.41	11,416,360.00	Balance December 31, 1993	100.00
STATUTORY EXPENDITURES		4a Commercial 48 44.71	54,257,365.00	CURRENT FINANCES DECEMBER 31, 1993	
Pensions & F. I. C. A.	15,300.00	4b Industrial 9 4.33	5,864,900.00	ASSETS	
Employee Fringe Benefits	800.00	4c Apartments		Cash Dec. 31, 1993	1,005,170.00
Other Statutory Expenditures		Total 1213	121,357,375.00	Taxes Receivable	171,492.00
CETA And Other Public Employment Programs	566,246.00	Land Area 19.40 Sq. Miles		Tax Title Liens	376,275.00
MUNICIPAL FUNCTIONS TOTAL	566,246.00	Net Valuation Taxable-Municipal	122,152,171	Foreclosed Property	100.00
CAPITAL IMPROVEMENTS *ME 90*	30,000.00	Net Valuation Taxable-County	125,134,906	Emergencies & Other Deferred Charges	56,000.00
DEBT SERVICE		State Equalized Valuation	120,064,943	State and Federal Aid Receivable	8,487.00
Principal Payments	40,000.00	State Equalization Ratio	101.75	Other Receivables	35,057.00
Interest Payments	41,508.00			Total	1,652,581.00
DEFERRED CHARGES	37,903.00			LIABILITIES, RESERVES, AND SURPLUS	
SCHOOL, COUNTY, SPECIAL DISTRICT TAXES	2,169,413.96			Cash Liabilities	286,097.00
RESERVE FOR UNCOLLECTED TAXES	308,932.00			Reserves for Receivables	582,924.00
EXPENDITURES TOTAL	3,164,007.96			Surplus Dec. 31, 1993	783,560.00

0244

Population 1990 3,024
 Population 1993 3,117
 S & P Rating
 Moody Rating

General Tax Rate Per \$100. 2.73
 State Equalized Tax Rate 2.08

ORADELL BOROUGH - BERGEN COUNTY

Form of Government:

Borough Council

Number of Members on Governing Body - 6

PER CAPITA

Gross Debt 704.23
 Net Debt 399.00
 Debt Service 138.34
 Total Tax Levy 2,235.55
 Municipal Expenditures 1,056.39

PER CENT.

Gross Debt .66
 Net Debt .37
 Tax Levy Collected 98.21
 Tax Levy Cancelled, Abated or Adjusted .60

EXPENDITURES		REVENUES-REALIZED		1993 PROPERTY TAX	
GENERAL GOVERNMENT				STATE EQUALIZED TAX RATE	
Governing Body & Public Boards		1993 Property Taxes Collected	17,650,406.83	Local District School Taxes	.54 4,614,899.00
Municipal Clerk		1993 Payments in Lieu of Taxes	56,496.00	Regional & Consolidated School Tax	.69 5,934,014.54
Financial Administration	21,000.00	Delinquent Tax & Lien Collections	345,767.28	School Taxes in Municipal Budget	
Assessment of Taxes	122,058.00	Business Personalty Replacement Taxes	64,817.24	County Taxes	.28 2,464,959.38
Collection of Taxes	108,633.00	Taxes From Public Utilities	872,882.29	County Library Taxes	
Planning, Housing & Development	16,875.00	Other Miscellaneous Tax Revenues		Local Municipal Purpose Taxes	.57 4,894,081.00
Human Resources	84,004.00	State Aid Revenues	371,381.47	Veteran & Senior Citizen Taxes	
Elections	2,800.00	Federal Aid Revenues		Total Taxes for Rate Computation	2.08 17,938,803.92
General Administration (other)	488,458.00			Special District Taxes	
JUDICIARY		Sale of Acquired Property		Bank Corp. Taxes	
Municipal Courts	66,164.00	Other Miscellaneous Revenues	542,111.73	Added and Omitted Taxes	22,595.88
PUBLIC SAFETY		Total	19,903,862.84	Total Taxes Levied - ABSTRACT	17,910,549.80
Fire Protection	156,480.30	Prior Years Surplus Appropriated	1,600,000.00	Total Taxes Billed	17,971,742.98
Police Protection	1,597,469.76	REVENUES TOTAL	21,503,862.84	1993 TAXES COLLECTED	17,650,406.83
Civil Defense & Disaster Control	3,050.00	Reserve For Uncollected Taxes	527,021.20	1993 Taxes Cancelled, Abated or Adjusted	107,925.31
Environmental Inspection & Control	111,887.00	CAPITAL OUTLAY TOTAL	616,920.00	Transfer to Tax Title Liens or Foreclosed	
Other Public Safety				Balance Outstanding Dec. 31, 1993	213,410.84
PUBLIC WORKS		Public Enterprises		PRIOR YEARS TAXES OUTSTANDING	
Streets and Drainage	354,683.00	Recreation-Culture	500.00	Balance January 1, 1993	404,343.03
Sewers and Sewage Processing	778,881.50	Public Works	443,458.34	Collected in 1993	345,767.28
Garbage and Trash Disposal	1,050,000.00	Buildings and Grounds	152,315.13	Cancelled, Abated or Adjusted 1993	58,575.75
Public Buildings and Grounds	280,512.00	Library and Education	20,646.53	Transfers to Tax Title Liens or Foreclosed	
Other Public Works	30,000.00	Conservation		Balance December 31, 1993	
HEALTH and WELFARE		All Other		TAX TITLE LIENS OUTSTANDING	
Health Services Except Environmental	70,136.00			Balance January 1, 1993	
Welfare-Public Assistance	4,100.00	CAPITAL DEBT AUTHORIZED, DECEMBER 31, 1993		Transfer From Taxes	
Hospital, Clinics, First Aid		ISSUED AND UNISSUED		Redeemed in 1993	
Animal, Insect, & Rodent Control		School	2,410,743	Cancelled, Abated or Adjusted (1993)	
Other Welfare Services		Self-Liquidating		Transfer to Foreclosed Property	
RECREATION and CONSERVATION		Other	3,305,922	Balance December 31, 1993	
Beaches and Boardwalks		Total	5,716,665	PROPERTY ACQUIRED BY DEED OR FORECLOSURE	
Parks, Playgrounds, Shade Trees	200,719.00	ISSUED AND OUTSTANDING		Balance January 1, 1993	29,898.00
Land Reclamation & Conservation	49,502.92	School	2,405,953.24	Transfers From Taxes or Liens	
Other Recreational Services	93,293.00	Self-Liquidating		Sale For Cash (1993)	
EDUCATION (excluding schools)		Other	3,305,922.00	Cancelled, Abated or Adjusted (1993)	
Libraries	331,000.00	Total	5,711,875.24	Balance December 31, 1993	29,898.00
Other Educational Services		EQUALIZED VALUATION BASIS FOR NET DEBT COMPUTATION	869,882,701	CURRENT FINANCES DECEMBER 31, 1993	
STATUTORY EXPENDITURES		REAL PROPERTY VALUATIONS		ASSETS	
Pensions & F. I. C. A.	303,500.00	Code Class # of Parcels % VALN	ASSESSED VALUATION	Cash Dec. 31, 1993	2,930,042.68
Employee Fringe Benefits	597,166.00	1 Vacant Land 29 .37	2,419,500.00	Taxes Receivable	213,410.84
Other Statutory Expenditures		2 Residential 2629 86.20	565,048,200.00	Tax Title Liens	
CETA And Other Public Employment Programs		3 Farm		Foreclosed Property	29,898.00
MUNICIPAL FUNCTIONS		4a Commercial 93 12.92	34,714,440.00	Emergencies & Other Deferred Charges	
CAPITAL IMPROVEMENTS		4b Industrial 1 .04	291,300.00	State and Federal Aid Receivable	3,793.88
DEBT SERVICE		4c Apartments 5 .46	3,034,500.00	Other Receivables	1,730.53
Principal Payments	1,000,000.00	Total 2757	655,507,940.00	Total	3,178,975.93
Interest Payments	122,938.50	Land Area 2.55 Sq. Miles		LIABILITIES, RESERVES, AND SURPLUS	
DEFERRED CHARGES		Net Valuation Taxable-Municipal	657,477,916	Cash Liabilities	673,779.51
SCHOOL, COUNTY, SPECIAL DISTRICT TAXES	12,993,872.92	Net Valuation Taxable-County	869,156,267	Reserves for Receivables	245,039.37
RESERVE FOR UNCOLLECTED TAXES	527,021.20	State Equalized Valuation	861,427,089	Surplus Dec. 31, 1993	2,260,057.05
EXPENDITURES		State Equalization Ratio	75.27	Total	3,178,875.93
TOTAL	21,568,603.10				

0717

Population 1990 29,925
 Population 1993 28,540
 S & P Rating
 Moody Rating BAA

General Tax Rate Per \$100. 18.51
 State Equalized Tax Rate 3.32

ORANGE CITY TWP. - ESSEX COUNTY
 Form of Government:
Mayor-Council Plan D (OMCL 50)
 Number of Members on Governing Body - 7

PER CAPITA:
 Gross Debt 892.28
 Net Debt 512.55
 Debt Service 63.75
 Total Tax Levy 757.20
 Municipal Expenditures 1,044.52

PER CENT:
 Gross Debt 3.87
 Net Debt 2.23
 Tax Levy Collected 89.28
 Tax Levy Cancelled, Abated or Adjusted 1.65

EXPENDITURES		REVENUES-REALIZED		1993 PROPERTY TAX	
GENERAL GOVERNMENT				STATE EQUALIZED TAX RATE 3.32	
Governing Body & Public Boards	339,053.39	1993 Property Taxes Collected	19,315,883.35	Local District School Taxes	1.20 7,821,131.50
Municipal Clerk	228,802.13	1993 Payments in Lieu of Taxes	663,853.96	Regional & Consolidated School Tax	
Financial Administration	605,668.23	Delinquent Tax & Lien Collections	1,690,440.71	School Taxes in Municipal Budget	.04 232,911.33
Assessment of Taxes	150,455.00	Business Personalty Replacement Taxes	799,988.52	County Taxes	.66 4,294,692.31
Collection of Taxes		Taxes From Public Utilities	1,803,693.00	County Library Taxes	
Planning, Housing & Development	384,547.16	Other Miscellaneous Tax Revenues		Local Municipal Purpose Taxes	1.42 9,281,945.04
Human Resources	2,492,383.25	State Aid Revenues	8,062,125.88	Veteran & Senior Citizen Taxes	86,850.00
Elections		Federal Aid Revenues		Total Taxes for Rate Computation	3.32 21,717,530.18
General Administration (other)	2,386,342.18			Special District Taxes	
JUDICIARY		Sale of Acquired Property	5,471,065.29	Bank Corp. Taxes	
Municipal Courts	508,759.68	Other Miscellaneous Revenues	37,807,050.71	Added and Omitted Taxes	37,021.86
PUBLIC SAFETY		Total	37,807,050.71	Total Taxes Levied - ABSTRACT	21,667,702.04
Fire Protection	4,092,709.18	Prior Years Surplus Appropriated	1,000,000.00	Total Taxes Billed	21,634,769.76
Police Protection	4,512,884.76	REVENUES TOTAL	38,807,050.71	1993 TAXES COLLECTED	19,315,883.35
Civil Defense & Disaster Control	5,078.77	Reserve For Uncollected Taxes	1,535,072.05	1993 Taxes Cancelled, Abated or Adjusted	357,027.91
Environmental Inspection & Control	418,691.14	CAPITAL OUTLAY TOTAL	2,998,315.16	Transfer to Tax Title Liens or Foreclosed	
Other Public Safety				Balance Outstanding Dec. 31, 1993	1,961,858.50
PUBLIC WORKS		Public Enterprises	271,689.13	PRIOR YEARS TAXES OUTSTANDING	
Streets and Drainage	1,034,076.80	Recreation-Culture		Balance January 1, 1993	1,373,862.98
Sewers and Sewage Processing	1,360,749.08	Public Works		Collected in 1993	662,014.27
Garbage and Trash Disposal	1,566,000.00	Buildings and Grounds	226,626.03	Cancelled, Abated or Adjusted 1993	13,945.84
Public Buildings and Grounds		Library and Education	2,500,000.00	Transfers to Tax Title Liens or Foreclosed	274,473.65
Other Public Works	197,532.00	Conservation		Balance December 31, 1993	423,429.22
HEALTH and WELFARE		All Other		TAX TITLE LIENS OUTSTANDING	
Health Services Except Environmental	629,573.79			Balance January 1, 1993	2,822,256.98
Welfare-Public Assistance	437,741.55	CAPITAL DEBT AUTHORIZED, DECEMBER 31, 1993		Transfer From Taxes	341,373.07
Hospital, Clinics, First Aid		ISSUED AND UNISSUED		Redeemed In 1993	1,028,426.44
Animal, Insect, & Rodent Control	10,050.00	School	7,014,850	Cancelled, Abated or Adjusted (1993)	151,356.63
Other Welfare Services		Self-Liquidating	3,822,737	Transfer to Foreclosed Property	
RECREATION and CONSERVATION		Other	14,628,188	Balance December 31, 1993	1,983,846.98
Beaches and Boardwalks		Total	25,465,775	PROPERTY ACQUIRED BY DEED OR FORECLOSURE	
Parks, Playgrounds, Shade Trees	605,782.52			Balance January 1, 1993	1,209,300.00
Land Reclamation & Conservation	10,197.65	ISSUED AND OUTSTANDING		Transfers From Taxes or Liens	
Other Recreational Services	403,556.01	School	7,014,000.00	Sale For Cash (1993)	
EDUCATION (excluding schools)		Self-Liquidating	3,260,000.00	Cancelled, Abated or Adjusted (1993)	
Libraries	475,015.00	Other	14,623,000.00	Balance December 31, 1993	1,209,300.00
Other Educational Services	37,994.60	Total	24,897,000.00	CURRENT FINANCES DECEMBER 31, 1993	
STATUTORY EXPENDITURES		EQUALIZED VALUATION BASIS FOR NET DEBT COMPUTATION	657,360,097	ASSETS	
Pensions & F. I. C. A.	878,899.06	REAL PROPERTY VALUATIONS		Cash Dec. 31, 1993	1,277,518.51
Employee Fringe Benefits	2,662,537.14	Code Class # of Parcels % VAL'N	ASSESSED VALUATION	Taxes Receivable	2,385,287.72
Other Statutory Expenditures		1 Vacant Land 407 1.65	1,918,400.00	Tax Title Liens	1,983,846.98
CETA And Other Public Employment Programs		2 Residential 4142 55.31	64,310,100.00	Foreclosed Property	1,209,300.00
MUNICIPAL FUNCTIONS		3 Farm		Emergencies & Other Deferred Charges	
CAPITAL IMPROVEMENTS		4a Commercial 440 18.21	21,174,100.00	State and Federal Aid Receivable	38,777.72
DEBT SERVICE		4b Industrial 57 3.85	4,481,400.00	Other Receivables	2,834,616.59
Principal Payments	736,000.00	4c Apartments 177 20.97	24,386,800.00	Total	9,729,347.52
Interest Payments	1,083,420.35	Total 5223	115,270,800.00	LIABILITIES, RESERVES, AND SURPLUS	
TYPE I SCHL DEBT *MEMO	321,752.06	Land Area 2.20 Sq. Miles		Cash Liabilities	1,137,228.46
DEFERRED CHARGES	20,922.19	Net Valuation Taxable-Municipal	116,886,900	Reserves for Receivables	7,964,480.53
SCHOOL, COUNTY, SPECIAL DISTRICT TAXES	12,348,735.14	Net Valuation Taxable-County	649,707,243	Surplus Dec. 31, 1993	627,638.53
RESERVE FOR UNCOLLECTED TAXES	1,535,072.05	State Equalized Valuation	649,314,089	Total	9,729,347.52
EXPENDITURES	42,159,229.80	State Equalization Ratio	17.93		

Population 1990 1,790
 Population 1993 1,890
 S & P Rating
 Moody Rating

General Tax Rate Per \$100. 2.16
 State Equalized Tax Rate 2.51

OXFORD TOWNSHIP - WARREN COUNTY

Form of Government:
 Township Committee

Number of Members on Governing Body - 3

PER CAPITA:

Gross Debt 1,436.56
 Net Debt 769.25
 Debt Service 20.69
 Total Tax Levy 1,190.07
 Municipal Expenditures 1,040.97

PER CENT:

Gross Debt 2.95
 Net Debt 1.58
 Tax Levy Collected 76.49
 Tax Levy Cancelled, Abated or Adjusted .99

EXPENDITURES		REVENUES-REALIZED		1993 PROPERTY TAX	
GENERAL GOVERNMENT				STATE EQUALIZED TAX RATE \rightarrow	
Governing Body & Public Boards	7,425.00	1993 Property Taxes Collected		Local District School Taxes	1.31
Municipal Clerk	17,340.00	1993 Payments in Lieu of Taxes		Regional & Consolidated School Tax	
Financial Administration	21,710.00	Delinquent Tax & Lien Collections		School Taxes in Municipal Budget	
Assessment of Taxes	13,225.00	Business Personality Replacement Taxes		County Taxes	.68
Collection of Taxes	19,715.00	Taxes From Public Utilities		County Library Taxes	.06
Planning, Housing & Development	378,640.00	Other Miscellaneous Tax Revenues		Local Municipal Purpose Taxes	.46
Human Resources	63,611.00	State Aid Revenues		Veteran & Senior Citizen Taxes	
Elections	800.00	Federal Aid Revenues		Total Taxes for Rate Computation	2.51
General Administration (other)	160,029.00	Sale of Acquired Property		Special District Taxes	
JUDICIARY		Other Miscellaneous Revenues		Bank Corp. Taxes	
Municipal Courts	36,437.27	Total		Added and Omitted Taxes	
PUBLIC SAFETY		Prior Years Surplus Appropriated		Total Taxes Levied - ABSTRACT	7,730.10
Fire Protection	14,374.90	REVENUES TOTAL		Total Taxes Billed	2,249,222.93
Police Protection	306,749.28	CAPITAL OUTLAY TOTAL		1993 TAXES COLLECTED	2,250,368.57
Civil Defense & Disaster Control	994.00	Public Enterprises		1993 Taxes Cancelled, Abated or Adjusted	1,721,322.27
Environmental Inspection & Control		Recreation-Culture		Transfer to Tax Title Liens or Foreclosed	22,069.80
Other Public Safety		Public Works		Balance Outstanding Dec. 31, 1993	204,784.01
PUBLIC WORKS		Buildings and Grounds			302,192.49
Streets and Drainage	41,700.00	Library and Education		PRIOR YEARS TAXES OUTSTANDING	
Sewers and Sewage Processing	5,895.00	Conservation		Balance January 1, 1993	187,886.47
Garbage and Trash Disposal	54,295.00	All Other		Collected in 1993	187,805.91
Public Buildings and Grounds	8,000.00	CAPITAL DEBT AUTHORIZED, DECEMBER 31, 1993		Cancelled, Abated or Adjusted 1993	
Other Public Works	92,000.00	ISSUED AND UNISSUED		Transfers to Tax Title Liens or Foreclosed	80.56
HEALTH and WELFARE		SCHOOL		Balance December 31, 1993	
Health Services Except Environmental	300.00	Self-Liquidating		TAX TITLE LIENS OUTSTANDING	
Welfare-Public Assistance	2,345.00	Other		Balance January 1, 1993	886,747.08
Hospital, Clinics, First Aid		Total		Transfer From Taxes	204,888.31
Animal, Insect, & Rodent Control		GROSS DEBT		Redeemed in 1993	35,061.94
Other Welfare Services		NET DEBT		Cancelled, Abated or Adjusted (1993)	4,303.77
RECREATION and CONSERVATION		ISSUED AND OUTSTANDING		Transfer to Foreclosed Property	
Beaches and Boardwalks		SCHOOL		Balance December 31, 1993	1,052,269.68
Parks, Playgrounds, Shade Trees	50,714.00	Self-Liquidating		PROPERTY ACQUIRED BY DEED OR	
Land Reclamation & Conservation	14,148.00	Other		FORECLOSURE	
Other Recreational Services		Total		Balance January 1, 1993	132,300.00
EDUCATION (excluding schools)		EQUALIZED VALUATION BASIS		Transfers From Taxes or Liens	
Libraries	5,500.00	FOR NET DEBT COMPUTATION		Sale For Cash (1993)	
Other Educational Services		REAL PROPERTY VALUATIONS		Cancelled, Abated or Adjusted (1993)	
STATUTORY EXPENDITURES		Code Class # of Parcels % VAL'N ASSESSED VALUATION		Balance December 31, 1993	132,300.00
Pensions & F. I. C. A.	41,313.00	1 Vacant Land 465 12.50 12,883,800.00		CURRENT FINANCES DECEMBER 31, 1993	
Employee Fringe Benefits	68,311.00	2 Residential 609 71.43 73,645,650.00		ASSETS	
Other Statutory Expenditures	6,357.00	3 Farm 61 2.26 2,327,510.00		Cash Dec. 31, 1993	615,110.19
CETA And Other Public Employment Programs		4a Commercial 30 4.41 4,551,600.00		Taxes Receivable	302,192.49
MUNICIPAL FUNCTIONS		4b Industrial 15 8.91 9,188,500.00		Tax Title Liens	1,052,269.68
TOTAL	1,431,928.45	4c Apartments 3 .48 498,200.00		Foreclosed Property	132,300.00
CAPITAL IMPROVEMENTS	25,000.00	Total 1183 123,095,260.00		Emergencies & Other Deferred Charges	18,000.00
DEBT SERVICE		Land Area 5.70 Sq. Miles		State and Federal Aid Receivable	331,389.82
Principal Payments	33,000.00	Net Valuation Taxable-Municipal		Other Receivables	134,677.49
Interest Payments	6,112.76	Net Valuation Taxable-County		Total	2,585,939.67
DEFERRED CHARGES		State Equalized Valuation		LIABILITIES, RESERVES, AND SURPLUS	
SCHOOL, COUNTY, SPECIAL DISTRICT TAXES	29,000.00	State Equalization Ratio		Cash Liabilities	600,559.16
RESERVE FOR UNCOLLECTED TAXES	467,392.39			Reserves for Receivables	1,630,248.61
EXPENDITURES TOTAL	3,799,042.38			Surplus Dec. 31, 1993	355,131.90
				Total	2,585,939.67

2118

Population 1990

20

Population 1993

19

S & P Rating

Moody Rating

General Tax Rate Per \$100.

5.35

State Equalized Tax Rate

5.58

PAHAQUARRY TOWNSHIP - WARREN CO.

Form of Government:

Township Committee

Number of Members on Governing Body - 3

PER CAPITA:

Gross Debt

Net Debt

Debt Service

Total Tax Levy

Municipal Expenditures

1,680.17

4,399.32

PER CENT:

Gross Debt

Net Debt

Tax Levy Collected

Tax Levy Cancelled, Abated

or Adjusted

100.00

EXPENDITURES		REVENUES-REALIZED		1993 PROPERTY TAX	
GENERAL GOVERNMENT		1993 Property Taxes Collected		STATE EQUALIZED TAX RATE	
Governing Body & Public Boards		31,947.93		Local District School Taxes	
Municipal Clerk				Regional & Consolidated School Tax	
Financial Administration	5,625.00	1993 Payments in Lieu of Taxes		School Taxes in Municipal Budget	
Assessment of Taxes	600.00	Delinquent Tax & Lien Collections		County Taxes	
Collection of Taxes	825.00	Business Personalty Replacement Taxes		County Library Taxes	
Planning, Housing & Development		Taxes From Public Utilities		Local Municipal Purpose Taxes	
Human Resources		Other Miscellaneous Tax Revenues		Veteran & Senior Citizen Taxes	
Elections		State Aid Revenues		Total Taxes for Rate Computation	
General Administration (other)	17,874.00	Federal Aid Revenues		Special District Taxes	
JUDICIARY		Sale of Acquired Property		Bank Corp. Taxes	
Municipal Courts		Other Miscellaneous Revenues		Added and Omitted Taxes	
PUBLIC SAFETY		Total		Total Taxes Levied - ABSTRACT	
Fire Protection	100.00	61,882.15		Total Taxes Billed	
Police Protection	100.00	Prior Years Surplus Appropriated		1993 TAXES COLLECTED	
Civil Defense & Disaster Control		REVENUES TOTAL		1993 Taxes Cancelled, Abated or Adjusted	
Environmental Inspection & Control		Reserve For Uncollected Taxes		Transfer to Tax Title Liens or Foreclosed	
Other Public Safety		CAPITAL OUTLAY TOTAL		Balance Outstanding Dec. 31, 1993	
PUBLIC WORKS		Public Enterprises		PRIOR YEARS TAXES OUTSTANDING	
Streets and Drainage	56,461.00	Recreation-Culture		Balance January 1, 1993	
Sewers and Sewage Processing		Public Works		Collected in 1993	
Garbage and Trash Disposal		Buildings and Grounds		Cancelled, Abated or Adjusted 1993	
Public Buildings and Grounds		Library and Education		Transfers to Tax Title Liens or Foreclosed	
Other Public Works		Conservation		Balance December 31, 1993	
HEALTH and WELFARE		All Other		TAX TITLE LIENS OUTSTANDING	
Health Services Except Environmental		CAPITAL DEBT AUTHORIZED, DECEMBER 31, 1993		Balance January 1, 1993	
Welfare-Public Assistance		ISSUED AND UNISSUED GROSS DEBT NET DEBT		Transfer From Taxes	
Hospital, Clinics, First Aid	100.00	School		Redeemed In 1993	
Animal, Insect, & Rodent Control		Self-Liquidating		Cancelled, Abated or Adjusted (1993)	
Other Welfare Services		Other		Transfer to Foreclosed Property	
RECREATION and CONSERVATION		Total		Balance December 31, 1993	
Beaches and Boardwalks		ISSUED AND OUTSTANDING		PROPERTY ACQUIRED BY DEED OR	
Parks, Playgrounds, Shade Trees		School		FORECLOSURE	
Land Reclamation & Conservation		Self-Liquidating		Balance January 1, 1993	
Other Recreational Services		Other		Transfers From Taxes or Liens	
EDUCATION (excluding schools)		Total		Sale For Cash (1993)	
Libraries		EQUALIZED VALUATION BASIS		Cancelled, Abated or Adjusted (1993)	
Other Educational Services		FOR NET DEBT COMPUTATION		Balance December 31, 1993	
STATUTORY EXPENDITURES		REAL PROPERTY VALUATIONS		CURRENT FINANCES DECEMBER 31, 1993	
Pensions & F. I. C. A.	1,805.00	Code Class # of Parcels % VAL'N ASSESSED VALUATION		ASSETS	
Employee Fringe Benefits	97.05	1 Vacant Land 2		Cash Dec. 31, 1993	
Other Statutory Expenditures		2 Residential		Taxes Receivable	
CETA And Other Public Employment Programs	83,587.05	3 Farm		Tax Title Liens	
MUNICIPAL FUNCTIONS		4a Commercial		Foreclosed Property	
CAPITAL IMPROVEMENTS		4b Industrial		Emergencies & Other Deferred Charges	
DEBT SERVICE		4c Apartments		State and Federal Aid Receivable	
Principal Payments		Total		Other Receivables	
Interest Payments		Land Area 19.95 Sq. Miles		Total	
DEFERRED CHARGES		Net Valuation Taxable-Municipal		LIABILITIES, RESERVES, AND SURPLUS	
SCHOOL, COUNTY, SPECIAL DISTRICT TAXES	3,923.27	Net Valuation Taxable-County		Cash Liabilities	
RESERVE FOR UNCOLLECTED TAXES		State Equalized Valuation		Reserves for Receivables	
EXPENDITURES		State Equalization Ratio		Surplus Dec. 31, 1993	
TOTAL	87,510.32			Total	

0245

Population 1990 **14,536**
 Population 1993 **14,923**
 S & P Rating **AAA**
 Moody Rating **AAA**

General Tax Rate Per \$100. **2.08**
 State Equalized Tax Rate **2.02**

PALISADES PARK BOROUGH - BERGEN CO.

Form of Government:

Borough Council

Number of Members on Governing Body - 6

PER CAPITA:

Grass Debt **461.82**
 Net Debt **379.65**
 Debt Service **45.98**
 Total Tax Levy **1,175.32**
 Municipal Expenditures **687.62**

PER CENT:

Grass Debt **.75**
 Net Debt **.62**
 Tax Levy Collected **95.07**
 Tax Levy Cancelled, Abated or Adjusted **.87**

EXPENDITURES		REVENUES-REALIZED		1993 PROPERTY TAX	
GENERAL GOVERNMENT				STATE EQUALIZED TAX RATE 1.01	
Governing Body & Public Boards	1,000.00	1993 Property Taxes Collected		Local District School Taxes	8,776,277.00
Municipal Clerk		1993 Payments in Lieu of Taxes		Regional & Consolidated School Tax	
Financial Administration	60,960.00	Delinquent Tax & Lien Collections		School Taxes in Municipal Budget	
Assessment of Taxes	35,940.00	Business Personalty Replacement Taxes		County Taxes	2,329,286.05
Collection of Taxes	82,400.00	Taxes From Public Utilities		County Library Taxes	
Planning, Housing & Development	70,490.00	Other Miscellaneous Tax Revenues		Local Municipal Purpose Taxes	6,417,339.00
Human Resources	103,997.00	State Aid Revenues		Veteran & Senior Citizen Taxes	92,400.00
Elections		Federal Aid Revenues		Total Taxes for Rate Computation	17,615,302.05
General Administration (other)	706,410.00	Sale of Acquired Property		Special District Taxes	
JUDICIARY		Other Miscellaneous Revenues		Bank Corp. Taxes	
Municipal Courts	85,700.00	Total		Added and Omitted Taxes	31,292.00
PUBLIC SAFETY		Prior Years Surplus Appropriated		Total Taxes Levied - ABSTRACT	17,554,194.05
Fire Protection	179,867.00	REVENUES		Total Taxes Billed	17,629,981.00
Police Protection	2,108,435.00	Reserve For Uncollected Taxes		1993 TAXES COLLECTED	16,748,125.00
Civil Defense & Disaster Control	500.00	CAPITAL OUTLAY		1993 Taxes Cancelled, Abated or Adjusted	152,614.00
Environmental Inspection & Control	74,520.00	TOTAL		Transfer to Tax Title Liens or Foreclosed	183,878.00
Other Public Safety		TOTAL		Balance Outstanding Dec. 31, 1993	545,364.00
PUBLIC WORKS		Public Enterprises		PRIOR YEARS TAXES OUTSTANDING	
Streets and Drainage	652,171.00	Recreation-Culture		Balance January 1, 1993	1,219,988.00
Sewers and Sewage Processing	1,176,597.00	Public Works		Collected in 1993	703,889.00
Garbage and Trash Disposal	951,743.00	Buildings and Grounds		Cancelled, Abated or Adjusted 1993	
Public Buildings and Grounds	34,550.00	Library and Education		Transfers to Tax Title Liens or Foreclosed	485,107.00
Other Public Works	47,700.00	Conservation		Balance December 31, 1993	30,992.00
HEALTH and WELFARE		All Other		TAX TITLE LIENS OUTSTANDING	
Health Services Except Environmental	125,290.00	CAPITAL DEBT AUTHORIZED, DECEMBER 31, 1993		Balance January 1, 1993	82,707.00
Welfare-Public Assistance	24,250.00	ISSUED AND UNISSUED		Transfer From Taxes	895,735.00
Hospital, Clinics, First Aid		GROSS DEBT		Redeemed In 1993	82,914.00
Animal, Insect, & Rodent Control	7,000.00	NET DEBT		Cancelled, Abated or Adjusted (1993)	
Other Welfare Services		SCHOOL		Transfer to Foreclosed Property	
RECREATION and CONSERVATION		Self-Liquidating		Balance December 31, 1993	895,528.00
Beaches and Boardwalks		Other		PROPERTY ACQUIRED BY DEED OR	
Parks, Playgrounds, Shade Trees	9,000.00	Total		FORECLOSURE	
Land Reclamation & Conservation	231,138.00	ISSUED AND OUTSTANDING		Balance January 1, 1993	16,948.00
Other Recreational Services	111,000.00	SCHOOL		Transfers From Taxes or Liens	
EDUCATION (excluding schools)		Self-Liquidating		Sale For Cash (1993)	
Libraries	301,720.00	Other		Cancelled, Abated or Adjusted (1993)	
Other Educational Services		Total		Balance December 31, 1993	16,948.00
STATUTORY EXPENDITURES		EQUALIZED VALUATION BASIS		CURRENT FINANCES DECEMBER 31, 1993	
Pensions & F. I. C. A.	367,050.00	FOR NET DEBT COMPUTATION		ASSETS	
Employee Fringe Benefits	621,000.00	REAL PROPERTY VALUATIONS		Cash Dec. 31, 1993	2,000,186.00
Other Statutory Expenditures	50,000.00	Code Class # of Parcels % VAL'N		Taxes Receivable	576,356.00
CETA And Other Public Employment Programs		1 Vacant Land 93 2.35		Tax Title Liens	895,528.00
MUNICIPAL FUNCTIONS	8,220,428.00	2 Residential 2768 71.34		Foreclosed Property	16,948.00
CAPITAL IMPROVEMENTS	25,000.00	3 Farm		Emergencies & Other Deferred Charges	136,393.00
DEBT SERVICE		4a Commercial 201 10.71		State and Federal Aid Receivable	
Principal Payments	492,000.00	4b Industrial 46 7.49		Other Receivables	74,767.00
Interest Payments	194,124.00	4c Apartments 78 8.71		Total	3,700,178.00
		Total 3186		LIABILITIES, RESERVES, AND SURPLUS	
DEFERRED CHARGES	321,945.00	Land Area 1.30 Sq. Miles		Cash Liabilities	958,194.00
SCHOOL, COUNTY, SPECIAL DISTRICT TAXES	11,105,563.05	Net Valuation Taxable-Municipal		Reserves for Receivables	1,563,599.00
RESERVE FOR UNCOLLECTED TAXES	1,032,782.00	Net Valuation Taxable-County		Surplus Dec. 31, 1993	1,178,385.00
EXPENDITURES	21,366,842.05	State Equalized Valuation		Total	3,700,178.00
		State Equalization Ratio			

0327

Population 1990 7,056
 Population 1993 6,955
 S & P Rating
 Moody Rating 3AA1

General Tax Rate Per \$100. 2.35
 State Equalized Tax Rate 2.26

PALMYRA BOROUGH - BURLINGTON CO.

Form of Government:

Borough Council

Number of Members on Governing Body - 6

PER CAPITA:

Gross Debt 1,411.14
 Net Debt 210.56
 Debt Service 39.04
 Total Tax Levy 967.01
 Municipal Expenditures 504.71

PER CENT:

Gross Debt 3.40
 Net Debt .51
 Tax Levy Collected 95.26
 Tax Levy Cancelled, Abated or Adjusted .33

EXPENDITURES		REVENUES-REALIZED		1993 PROPERTY TAX	
GENERAL GOVERNMENT		1993 Property Taxes Collected		STATE EQUALIZED TAX RATE	
Governing Body & Public Boards		1993 Payments in Lieu of Taxes	5,407,313.69	Local District School Taxes	1.19 3,526,474.00
Municipal Clerk	12,050.00	Delinquent Tax & Lien Collections	34,238.43	Regional & Consolidated School Tax	
Financial Administration	9,425.02	Business Personalty Replacement Taxes	315,190.34	School Taxes in Municipal Budget	
Assessment of Taxes	10,976.00	Taxes From Public Utilities	51,528.32	County Taxes	.52 1,534,996.91
Collection of Taxes	16,715.00	Other Miscellaneous Tax Revenues	418,295.97	County Library Taxes	.03 97,103.14
Planning, Housing & Development	36,552.00	State Aid Revenues	375,347.66	Local Municipal Purpose Taxes	.53 1,563,955.45
Human Resources		Federal Aid Revenues		Veteran & Senior Citizen Taxes	87,805.00
Elections				Total Taxes for Rate Computation	2.27 6,810,334.50
General Administration (other)	460,824.04			Special District Taxes	
JUDICIARY				Bank Corp. Taxes	
Municipal Courts	60,550.00			Added and Omitted Taxes	3,018.99
PUBLIC SAFETY		Sale of Acquired Property	458,489.90	Total Taxes Levied - ABSTRACT	6,725,548.49
Fire Protection	121,635.00	Other Miscellaneous Revenues	8,060,404.31	Total Taxes Billed	6,725,907.23
Police Protection	800,013.00	Prior Years Surplus Appropriated	406,000.00	1993 TAXES COLLECTED	6,407,313.69
Civil Defense & Disaster Control	700.00	REVENUES .TOTAL	8,466,404.31	1993 Taxes Cancelled, Abated or Adjusted	21,884.30
Environmental Inspection & Control		Reserve For Uncollected Taxes	447,081.40	Transfer to Tax Title Liens or Foreclosed	43,021.13
Other Public Safety		CAPITAL OUTLAY TOTAL	139,889.33	Balance Outstanding Dec. 31, 1993	253,688.11
PUBLIC WORKS				PRIOR YEARS TAXES OUTSTANDING	
Streets and Drainage	236,653.94	Public Enterprises	38,736.15	Balance January 1, 1993	307,036.58
Sewers and Sewage Processing		Recreation-Culture		Collected in 1993	292,417.96
Gorbage and Trash Disposol	375,189.80	Public Works	93,540.18	Cancelled, Abated or Adjusted 1993	2,007.54
Public Buildings and Grounds	21,200.00	Buildings and Grounds	7,613.00	Transfers to Tax Title Liens or Foreclosed	1,704.68
Other Public Works	80,450.00	Library and Education		Balance December 31, 1993	10,906.40
HEALTH and WELFARE		Conservation		TAX TITLE LIENS OUTSTANDING	
Health Services Except Environmental	840.00	All Other		Balance January 1, 1993	196,010.67
Welfare-Public Assistance	15,500.00			Transfer From Taxes	45,238.71
Hospital, Clinics, First Aid				Redeemed In 1993	22,772.38
Animal, Insect, & Radent Control				Cancelled, Abated or Adjusted (1993)	
Other Welfare Services				Transfer to Foreclosed Property	
RECREATION and CONSERVATION				Balance December 31, 1993	218,477.00
Beaches and Boardwalks				PROPERTY ACQUIRED BY DEED OR	
Parks, Playgrounds, Shade Trees	23,750.00			FORECLOSURE	
Land Reclamation & Conservation				Balance January 1, 1993	8,500.00
Other Recreational Services	6,000.00			Transfers From Taxes or Liens	
EDUCATION (excluding schools)				Sale For Cash (1993)	
Libraries	2,000.00			Cancelled, Abated or Adjusted (1993)	
Other Educational Services	5,000.00			Balance December 31, 1993	8,500.00
STATUTORY EXPENDITURES				CURRENT FINANCES DECEMBER 31, 1993	
Pensions & F. I. C. A.	121,383.00			ASSETS	
Employee Fringe Benefits	361,000.00			Cash Dec. 31, 1993	2,127,129.80
Other Statutory Expenditures				Taxes Receivable	264,594.51
CETA And Other Public Employment Programs				Tax Title Liens	218,477.00
MUNICIPAL FUNCTIONS TOTAL	2,778,406.80			Foreclosed Property	8,500.00
CAPITAL IMPROVEMENTS *MEMO*				Emergencies & Other Deferred Charges	52,800.00
DEBT SERVICE				State and Federal Aid Receivable	
Principal Payments	175,000.00			Other Receivables	8,030.79
Interest Payments	96,553.75			Total	2,679,532.10
DEFERRED CHARGES	13,200.00			LIABILITIES, RESERVES, AND SURPLUS	
SCHOOL, COUNTY, SPECIAL DISTRICT TAXES	5,158,574.05			Cash Liabilities	1,068,185.48
RESERVE FOR UNCOLLECTED TAXES	447,081.40			Reserves for Receivables	499,602.30
EXPENDITURES TOTAL	8,663,816.00			Surplus Dec. 31, 1993	1,111,744.32
				Total	2,679,532.10

Population 1990 25,067
 Population 1993 25,005
 S & P Rating AA
 Moody Rating AAA

General Tax Rate Per \$100. 1.87
 State Equalized Tax Rate 1.69

PARAMUS BOROUGH - BERGEN COUNTY

Form of Government:

Borough Council

Number of Members on Governing Body - 6

PER CAPITA:

Gross Debt 932.26
 Net Debt 548.26
 Debt Service 81.66
 Total Tax Levy 2,253.17
 Municipal Expenditures 1,097.44

PER CENT:

Gross Debt .63
 Net Debt .37
 Tax Levy Collected 97.35
 Tax Levy Cancelled, Abated or Adjusted .92

EXPENDITURES		REVENUES-REALIZED		1993 PROPERTY TAX	
GENERAL GOVERNMENT				STATE EQUALIZED TAX RATE .92	
Governing Body & Public Boards	47,700.00	1993 Property Taxes Collected		Local District School Taxes	30,645,498.50
Municipal Clerk	166,000.00	54,901,321.71		Regional & Consolidated School Tax	
Financial Administration	297,712.50	1993 Payments in Lieu of Taxes		School Taxes in Municipal Budget	
Assessment of Taxes	290,900.00	Delinquent Tax & Lien Collections		County Taxes	9,023,837.08
Collection of Taxes	99,900.00	806,169.36		County Library Taxes	
Planning, Housing & Development	141,495.00	Business Personalty Replacement Taxes		Local Municipal Purpose Taxes	16,537,621.10
Human Resources	207,713.00	1,237,719.44		Veteran & Senior Citizen Taxes	246,250.00
Elections		Taxes From Public Utilities		Total Taxes for Rate Computation	56,453,206.68
General Administration (other)	1,001,390.00	2,882,094.00		Special District Taxes	
JUDICIARY		Other Miscellaneous Tax Revenues		Bank Corp. Taxes	
Municipal Courts	348,481.48	State Aid Revenues		Added and Omitted Taxes	133,606.21
PUBLIC SAFETY		Federal Aid Revenues		Total Taxes Levied - ABSTRACT	56,340,562.89
Fire Protection	956,384.30	Sale of Acquired Property		Total Taxes Billed	56,396,275.64
Police Protection	7,795,938.00	Other Miscellaneous Revenues		1993 TAXES COLLECTED	54,901,321.71
Civil Defense & Disaster Control	8,500.00	1,729,634.73		1993 Taxes Cancelled, Abated or Adjusted	516,725.76
Environmental Inspection & Control	364,000.00	Prior Years Surplus Appropriated		Transfer to Tax Title Liens or Foreclosed	12,719.74
Other Public Safety		REVENUES .TOTAL		Balance Outstanding Dec. 31, 1993	965,508.43
PUBLIC WORKS		3,532,011.55		PRIOR YEARS TAXES OUTSTANDING	
Streets and Drainage	981,185.00	CAPITAL OUTLAY TOTAL		Balance January 1, 1993	947,074.87
Sewers and Sewage Processing		1,514,121.57		Collected in 1993	805,534.59
Garbage and Trash Disposal	2,244,000.00	Public Enterprises		Cancelled, Abated or Adjusted 1993	
Public Buildings and Grounds	266,700.00	Recreation-Culture		Transfers to Tax Title Liens or Foreclosed	2,314.72
Other Public Works	910,000.00	Public Works		Balance December 31, 1993	139,225.57
HEALTH and WELFARE		Buildings and Grounds		TAX TITLE LIENS OUTSTANDING	
Health Services Except Environmental	359,000.00	Library and Education		Balance January 1, 1993	35,638.04
Welfare-Public Assistance	65,600.00	Conservation		Transfer From Taxes	15,455.54
Hospital, Clinics, First Aid	2,000.00	All Other		Redeemed in 1993	634.79
Animal, Insect, & Rudent Control	63,400.00	CAPITAL DEBT AUTHORIZED, DECEMBER 31, 1993		Cancelled, Abated or Adjusted (1993)	
Other Welfare Services		ISSUED AND UNISSUED		Transfer to Foreclosed Property	
RECREATION and CONSERVATION		GROSS DEBT		Balance December 31, 1993	50,458.80
Beaches and Boardwalks		NET DEBT		PROPERTY ACQUIRED BY DEED OR FORECLOSURE	
Parks, Playgrounds, Shade Trees	693,000.00	13,550,561		Balance January 1, 1993	23,978.00
Land Reclamation & Conservation	446,593.29	13,709,139		Transfers From Taxes or Liens	
Other Recreational Services	255,969.00	ISSUED AND OUTSTANDING		Sale For Cash (1993)	
EDUCATION (excluding schools)		School		Cancelled, Abated or Adjusted (1993)	
Libraries	1,225,783.00	Self-Liquidating		Balance December 31, 1993	23,978.00
Other Educational Services		Other		CURRENT FINANCES DECEMBER 31, 1993	
STATUTORY EXPENDITURES		Total		ASSETS	
Pensions & F. I. C. A.	1,702,374.00	20,928,463.47		Cash Dec. 31, 1993	7,703,480.27
Employee Fringe Benefits	1,764,715.60	EQUALIZED VALUATION BASIS		Taxes Receivable	1,104,734.03
Other Statutory Expenditures		FOR NET DEBT COMPUTATION		Tax Title Liens	50,458.80
CETA And Other Public Employment Programs		3,692,033.610		Foreclosed Property	23,979.00
MUNICIPAL FUNCTIONS		REAL PROPERTY VALUATIONS		Emergencies & Other Deferred Charges	
CAPITAL IMPROVEMENTS	50,000.00	Code Class # of Parcels % VAL'N		State and Federal Aid Receivable	8,512.56
DEBT SERVICE		ASSESSED VALUATION		Other Receivables	113,447.24
Principal Payments	1,300,000.00	1,553,940,100.00		Total	9,004,610.87
Interest Payments	741,972.57	1,300,280,600.00		LIABILITIES, RESERVES, AND SURPLUS	
DEFERRED CHARGES		109,414,300.00		Cash Liabilities	3,501,290.52
SCHOOL, COUNTY, SPECIAL DISTRICT TAXES	63,490.02	3,038,698,900.00		Reserves for Receivables	1,292,618.04
RESERVE FOR UNCOLLECTED TAXES	2,629,469.28	Land Area 10.35 Sq. Miles		Surplus Dec. 31, 1993	4,210,702.31
EXPENDITURES TOTAL	67,110,701.62	Net Valuation Taxable-Municipal		Total	9,004,610.87
		3,016,484,403			
		3,353,847,761			
		3,331,580,134			
		90.52			
		State Equalization Ratio			

0247

Population 1990 8,102
 Population 1993 8,402
 S & P Rating
 Moody Rating A1

General Tax Rate Per \$100. 1.92
 State Equalized Tax Rate 1.93

PARK RIDGE BOROUGH - BERGEN COUNTY

Form of Government:

Borough Council

Number of Members on Governing Body - 6

PER CAPITA:
 Gross Debt 1,173.06
 Net Debt 381.11
 Debt Service 122.83
 Total Tax Levy 1,920.53
 Municipal Expenditures 855.48

PER CENT:
 Gross Debt 1.19
 Net Debt .89
 Tax Levy Collected 98.05
 Tax Levy Cancelled, Abated or Adjusted .56

EXPENDITURES		REVENUES-REALIZED		1993 PROPERTY TAX	
GENERAL GOVERNMENT				STATE EQUALIZED TAX RATE 1.07	
Governing Body & Public Boards	16,000.00	1993 Property Taxes Collected 15,891,525.10		Local District School Taxes 8,981,696.00	
Municipal Clerk		1993 Payments in Lieu of Taxes 300,000.00		Regional & Consolidated School Tax	
Financial Administration	17,000.00	Delinquent Tax & Lien Collections 201,258.66		School Taxes in Municipal Budget	
Assessment of Taxes	39,000.00	Business Personalty Replacement Taxes 84,358.96		County Taxes .28 2,330,495.01	
Collection of Taxes	120,732.00	Taxes From Public Utilities 272,491.47		County Library Taxes	
Planning, Housing & Development	71,759.00	Other Miscellaneous Tax Revenues 388,038.75		Local Municipal Purpose Taxes .57 4,791,511.00	
Human Resources	84,637.00	State Aid Revenues		Veteran & Senior Citizen Taxes 45,200.00	
Elections		Federal Aid Revenues		Total Taxes for Rate Computation 1.92 16,148,902.01	
General Administration (other)	513,807.00			Special District Taxes	
JUDICIARY		Sale of Acquired Property		Bank Corp. Taxes	
Municipal Courts	71,309.00	Other Miscellaneous Revenues		Added and Omitted Taxes 32,583.45	
PUBLIC SAFETY		Total 1,075,792.66		Total Taxes Levied - ABSTRACT 16,136,285.46	
Fire Protection	119,762.00	Prior Years Surplus Appropriated 482,459.00		Total Taxes Billed 16,208,243.42	
Police Protection	1,468,296.00	REVENUES TOTAL 18,695,924.60		1993 TAXES COLLECTED 15,891,525.10	
Civil Defense & Disaster Control	2,850.00	Reserve For Uncollected Taxes 280,000.00		1993 Taxes Cancelled, Abated or Adjusted 90,564.89	
Environmental Inspection & Control	55,400.00	CAPITAL OUTLAY TOTAL 1,059,731.31		Transfer to Tax Title Liens or Foreclosed	
Other Public Safety	200.00			Balance Outstanding Dec. 31, 1993 226,153.43	
PUBLIC WORKS		Public Enterprises 56,143.93		PRIOR YEARS TAXES OUTSTANDING	
Streets and Drainage	396,646.00	Recreation-Culture 31,917.25		Balance January 1, 1993 206,732.33	
Sewers and Sewage Processing	764,720.00	Public Works 807,500.66		Collected in 1993 201,258.66	
Garbage and Trash Disposal	790,000.00	Buildings and Grounds 144,992.47		Cancelled, Abated or Adjusted 1993	
Public Buildings and Grounds	79,965.00	Library and Education 19,177.00		Transfers to Tax Title Liens or Foreclosed	
Other Public Works	147,064.00	Conservation		Balance December 31, 1993 5,473.67	
HEALTH and WELFARE		All Other		TAX TITLE LIENS OUTSTANDING	
Health Services Except Environmental	67,125.00	CAPITAL DEBT AUTHORIZED, DECEMBER 31, 1993		Balance January 1, 1993	
Welfare-Public Assistance	3,250.00	ISSUED AND UNISSUED GROSS DEBT NET DEBT		Transfer From Taxes	
Hospital, Clinics, First Aid	300.00	School 360,000		Redeemed in 1993	
Animal, Insect, & Rodent Control		Self-Liquidating 2,708,465		Cancelled, Abated or Adjusted (1993)	
Other Welfare Services		Other 6,787,578		Transfer to Foreclosed Property	
RECREATION and CONSERVATION		Total 9,856,043		Balance December 31, 1993	
Beaches and Boardwalks		ISSUED AND OUTSTANDING		PROPERTY ACQUIRED BY DEED OR	
Parks, Playgrounds, Shade Trees	5,000.00	School 360,000.00		FORECLOSURE	
Land Reclamation & Conservation	75,656.00	Self-Liquidating 2,540,899.74		Balance January 1, 1993 104,800.00	
Other Recreational Services	29,500.00	Other 6,657,000.00		Transfers From Taxes or Liens	
EDUCATION (excluding schools)		Total 9,557,899.74		Sale For Cash (1993)	
Libraries	278,229.00	EQUALIZED VALUATION BASIS		Cancelled, Abated or Adjusted (1993)	
Other Educational Services	300.00	FOR NET DEBT COMPUTATION 828,109,094		Balance December 31, 1993 104,800.00	
STATUTORY EXPENDITURES		REAL PROPERTY VALUATIONS		CURRENT FINANCES DECEMBER 31, 1993	
Pensions & F. I. C. A.	261,719.00	Code Class # of Parcels % VAL'N ASSESSED VALUATION		ASSETS	
Employee Fringe Benefits	309,000.00	1 Vacant Land 238 2.66 22,330,900.00		Cash Dec. 31, 1993 898,479.61	
Other Statutory Expenditures		2 Residential 2676 76.75 644,390,100.00		Taxes Receivable 231,627.10	
CETA And Other Public Employment Programs		3 Farm		Tax Title Liens	
MUNICIPAL FUNCTIONS TOTAL 5,788,276.00		4a Commercial 95 18.87 158,404,900.00		Foreclosed Property 104,800.00	
CAPITAL IMPROVEMENTS *MEMO* 40,000.00		4b Industrial 6 .64 5,352,800.00		Emergencies & Other Deferred Charges 12,000.00	
DEBT SERVICE		4c Apartments 9 1.08 9,063,800.00		State and Federal Aid Receivable	
Principal Payments 620,000.00		Total 3024 839,542,500.00		Other Receivables 31,349.00	
Interest Payments 411,991.00		Land Area 2.58 Sq. Miles		Total 1,278,255.71	
DEFERRED CHARGES 87,445.00		Net Valuation Taxable-Municipal 842,482,290		LIABILITIES, RESERVES, AND SURPLUS	
SCHOOL, COUNTY, SPECIAL DISTRICT TAXES 11,312,191.01		Net Valuation Taxable-County 351,602,536		Cash Liabilities 439,341.35	
RESERVE FOR UNCOLLECTED TAXES 280,000.00		State Equalized Valuation 837,724,020		Reserves for Receivables 367,776.10	
EXPENDITURES TOTAL 18,499,904.01		State Equalization Ratio 100.57		Surplus Dec. 31, 1993 471,138.25	
				Total 1,278,255.71	

Population 1990 48,478
 Population 1993 50,670
 S & P Rating AA-
 Moody Rating AA

General Tax Rate Per \$100. 3.58
 State Equalized Tax Rate 2.02

PARSIPPANY-TROY HILLS TWP. - MORRIS CO.

Form of Government:
 Mayor-Council Plan E (OMCL 50)
 Number of Members on Governing Body - 5

PER CAPITA:

Gross Debt 2,991.14
 Net Debt 2,069.42
 Debt Service 127.97
 Total Tax Levy 1,737.06
 Municipal Expenditures 722.24

PER CENT:

Gross Debt 3.44
 Net Debt 2.36
 Tax Levy Collected 97.17
 Tax Levy Cancelled, Abated or Adjusted 1.17

EXPENDITURES		REVENUES-REALIZED		1993 PROPERTY TAX	
GENERAL GOVERNMENT				STATE EQUALIZED TAX RATE	
Governing Body & Public Boards				Local District School Taxes	1.23
Municipal Clerk				Regional & Consolidated School Tax	
Financial Administration	519,471.00	1993 Property Taxes Collected		School Taxes in Municipal Budget	
Assessment of Taxes	700,000.00	1993 Payments in Lieu of Taxes		County Taxes	.31
Collection of Taxes		Delinquent Tax & Lien Collections		County Library Taxes	
Planning, Housing & Development	171,051.00	Business Personalty Replacement Taxes		Local Municipal Purpose Taxes	.48
Human Resources	292,485.00	Taxes From Public Utilities		Veteran & Senior Citizen Taxes	
Elections		Other Miscellaneous Tax Revenues		Total Taxes for Rate Computation	2.02
General Administration (other)	3,540,032.00	State Aid Revenues		Special District Taxes	
JUDICIARY		Federal Aid Revenues		Bank Corp. Taxes	
Municipal Courts	318,594.00	Sale of Acquired Property		Added and Omitted Taxes	
PUBLIC SAFETY		Other Miscellaneous Revenues		Total Taxes Levied - ABSTRACT	88,016,644.28
Fire Protection	216,985.00	Total		Total Taxes Billed	88,408,464.43
Police Protection	8,282,198.30	Prior Years Surplus Appropriated		1993 TAXES COLLECTED	85,904,541.44
Civil Defense & Disaster Control	33,011.00	REVENUES		1993 Taxes Cancelled, Abated or Adjusted	1,037,880.66
Environmental Inspection & Control	946,174.00	Reserve For Uncollected Taxes		Transfer to Tax Title Liens or Foreclosed	79,774.70
Other Public Safety		TOTAL		Balance Outstanding Dec. 31, 1993	1,386,267.63
PUBLIC WORKS		CAPITAL OUTLAY		PRIOR YEARS TAXES OUTSTANDING	
Streets and Drainage	876,096.00			Balance January 1, 1993	1,641,148.89
Sewers and Sewage Processing		Public Enterprises		Collected in 1993	1,556,431.50
Garbage and Trash Disposal	3,960,630.89	Recreation-Culture		Cancelled, Abated or Adjusted 1993	
Public Buildings and Grounds	566,673.00	Public Works		Transfers to Tax Title Liens or Foreclosed	55,339.10
Other Public Works	1,664,603.00	Buildings and Grounds		Balance December 31, 1993	29,378.29
HEALTH and WELFARE		Library and Education		TAX TITLE LIENS OUTSTANDING	
Health Services Except Environmental	625,308.00	Conservation		Balance January 1, 1993	928,885.69
Welfare-Public Assistance		All Other		Transfer From Taxes	144,376.45
Hospital, Clinics, First Aid				Redeemed In 1993	785,852.07
Animal, Insect, & Radent Control	92,000.00			Cancelled, Abated or Adjusted (1993)	17,929.06
Other Welfare Services				Transfer to Foreclosed Property	15,440.49
RECREATION and CONSERVATION				Balance December 31, 1993	254,040.52
Beaches and Boardwalks				PROPERTY ACQUIRED BY DEED OR FORECLOSURE	
Parks, Playgrounds, Shade Trees	1,125,142.00			Balance January 1, 1993	1,490,541.87
Land Reclamation & Conservation				Transfers From Taxes or Liens	17,358.13
Other Recreational Services	398,189.00			Sale For Cash (1993)	
EDUCATION (excluding schools)				Cancelled, Abated or Adjusted (1993)	13,500.00
Libraries	1,505,000.00			Balance December 31, 1993	1,494,400.00
Other Educational Services				CURRENT FINANCES DECEMBER 31, 1993	
STATUTORY EXPENDITURES				ASSETS	
Pensions & F. I. C. A.	1,604,396.00			Cash Dec. 31, 1993	12,363,941.44
Employee Fringe Benefits				Taxes Receivable	1,415,645.92
Other Statutory Expenditures				Tax Title Liens	254,040.52
CETA And Other Public Employment Programs				Foreclosed Property	1,494,400.00
MUNICIPAL FUNCTIONS				Emergencies & Other Deferred Charges	
CAPITAL IMPROVEMENTS	270,000.00			State and Federal Aid Receivable	13,722.08
DEBT SERVICE				Other Receivables	20,618.57
Principal Payments	3,407,648.44			Total	15,562,368.53
Interest Payments	3,076,445.98			LIABILITIES, RESERVES, AND SURPLUS	
DEFERRED CHARGES				Cash Liabilities	5,252,469.20
SCHOOL, COUNTY, SPECIAL DISTRICT TAXES	67,163,138.27			Reserves for Receivables	3,184,705.01
RESERVE FOR UNCOLLECTED TAXES	2,671,000.00			Surplus Dec. 31, 1993	6,125,194.32
EXPENDITURES	103,759,062.12			Total	15,562,368.53

1637

Population 1990 58,041
 Population 1993 56,622
 S & P Rating A
 Moody Rating AAA

General Tax Rate Per \$100 3.49
 State Equalized Tax Rate 3.54

PASSAIC CITY - PASSAIC COUNTY
 Form of Government:
Mayor-Council Plan B (OMCL 50)
 Number of Members on Governing Body - 7

PER CAPITA:
 Gross Debt 819.77
 Net Debt 503.74
 Debt Service 41.52
 Total Tax Levy 839.33
 Municipal Expenditures 882.12

PER CENT:
 Gross Debt 3.45
 Net Debt 2.12
 Tax Levy Collected 91.29
 Tax Levy Cancelled, Abated or Adjusted 1.23

EXPENDITURES		REVENUES-REALIZED		1993 PROPERTY TAX	
GENERAL GOVERNMENT				STATE EQUALIZED TAX RATE	
Governing Body & Public Boards	152,339.00	1993 Property Taxes Collected	43,244,183.00	Local District School Taxes	1.07 14,278,439.50
Municipal Clerk	200,251.36	1993 Payments in Lieu of Taxes	303,875.00	Regional & Consolidated School Tax	
Financial Administration	509,656.00	Delinquent Tax & Lien Collections	2,826,370.00	School Taxes in Municipal Budget	
Assessment of Taxes	232,407.00	Business Personalty Replacement Taxes	2,280,206.00	County Taxes	.56 7,466,246.37
Collection of Taxes	204,114.00	Taxes From Public Utilities	2,038,182.00	County Library Taxes	
Planning, Housing & Development	683,593.00	Other Miscellaneous Tax Revenues		Local Municipal Purpose Taxes	1.91 25,621,918.00
Human Resources	3,026,735.00	State Aid Revenues	12,887,742.70	Veteron & Senior Citizen Taxes	184,000.00
Elections	55,500.00	Federal Aid Revenues		Total Taxes for Rate Computation	3.54 47,550,603.87
General Administration (other)	5,951,567.00			Special District Taxes	
JUDICIARY		Sale of Acquired Property	3,540,870.00	Bank Corp. Taxes	
Municipal Courts	583,531.00	Other Miscellaneous Revenues	67,121,428.70	Added and Omitted Taxes	157,774.00
PUBLIC SAFETY		Total	67,121,428.70	Total Taxes Levied - ABSTRACT	47,524,377.87
Fire Protection	6,638,850.00	Prior Years Surplus Appropriated		Total Taxes Billed	47,367,712.00
Police Protection	7,706,252.01	REVENUES TOTAL	67,121,428.70	1993 TAXES COLLECTED	43,244,183.00
Civil Defense & Disaster Control	177,574.00	Reserve For Uncollected Taxes	3,318,099.00	1993 Taxes Cancelled, Abated or Adjusted	582,141.00
Environmental Inspection & Control	367,603.00	CAPITAL OUTLAY TOTAL	1,153,044.00	Transfer to Tax Title Liens or Foreclosed	652,743.00
Other Public Safety				Balance Outstanding Dec. 31, 1993	2,888,645.00
PUBLIC WORKS				PRIOR YEARS TAXES OUTSTANDING	
Streets and Drainage	2,701,943.00	Public Enterprises		Balance January 1, 1993	2,645,961.00
Sewers and Sewage Processing	120,000.00	Recreation-Culture		Collected in 1993	2,350,252.00
Garbage and Trash Disposal	4,268,238.00	Public Works		Cancelled, Abated or Adjusted 1993	65,056.00
Public Buildings and Grounds		Buildings and Grounds	1,153,044.00	Transfers to Tax Title Liens or Foreclosed	45,641.00
Other Public Works	928,318.00	Library and Education		Balance December 31, 1993	185,012.00
HEALTH and WELFARE		Conservation		TAX TITLE LIENS OUTSTANDING	
Health Services Except Environmental	1,258,696.69	All Other		Balance January 1, 1993	1,969,439.00
Welfare-Public Assistance	173,738.00			Transfer From Taxes	707,576.00
Hospital, Clinics, First Aid	20,000.00			Redeemed In 1993	476,118.00
Animal, Insect, & Rodent Control	87,972.00			Cancelled, Abated or Adjusted (1993)	8,746.00
Other Welfare Services				Transfer to Foreclosed Property	
RECREATION and CONSERVATION				Balance December 31, 1993	2,192,151.00
Beaches and Boardwalks				PROPERTY ACQUIRED BY DEED OR FORECLOSURE	
Parks, Playgrounds, Shade Trees	36,633.00			Balance January 1, 1993	744,791.00
Land Reclamation & Conservation				Transfers From Taxes or Liens	
Other Recreational Services	709,881.00			Sale For Cash (1993)	
EDUCATION (excluding schools)				Cancelled, Abated or Adjusted (1993)	
Libraries	1,163,000.00			Balance December 31, 1993	744,791.00
Other Educational Services				CURRENT FINANCES DECEMBER 31, 1993	
STATUTORY EXPENDITURES				ASSETS	
Pensions & F. I. C. A.	2,194,128.00			Cash Dec. 31, 1993	7,129,886.34
Employee Fringe Benefits	3,540,000.00			Taxes Receivable	3,073,657.00
Other Statutory Expenditures				Tax Title Liens	2,192,151.00
CETA And Other Public Employment Programs				Foreclosed Property	744,791.00
MUNICIPAL FUNCTIONS				Emergencies & Other Deferred Charges	20,050.00
CAPITAL IMPROVEMENTS				State and Federal Aid Receivable	2,315,706.69
DEBT SERVICE				Other Receivables	52,275.27
Principal Payments	915,535.00			Total	15,528,517.30
Interest Payments	1,435,522.00			LIABILITIES, RESERVES, AND SURPLUS	
DEFERRED CHARGES				Cash Liabilities	9,280,571.03
SCHOOL, COUNTY, SPECIAL DISTRICT TAXES	585,563.00			Reserves for Receivables	6,062,874.27
RESERVE FOR UNCOLLECTED TAXES	21,744,685.87			Surplus Dec. 31, 1993	185,072.00
EXPENDITURES				Total	15,528,517.30
TOTAL	71,692,024.93				

Population 1990 7,826
 Population 1993 7,884
 S & P Rating AA
 Moody Rating A1

General Tax Rate Per \$100. 2.90
 State Equalized Tax Rate 1.99

LONG HILL TOWNSHIP - MORRIS COUNTY

Form of Government:

Township Committee

Number of Members on Governing Body - 5

PER CAPITA:

Gross Debt 2,767.10
 Net Debt 1,951.07
 Debt Service 156.07
 Total Tax Levy 1,790.77
 Municipal Expenditures 940.03

PER CENT:

Gross Debt 3.15
 Net Debt 2.22
 Tax Levy Collected 97.30
 Tax Levy Cancelled, Abated or Adjusted .19

EXPENDITURES		REVENUES-REALIZED		1993 PROPERTY TAX	
GENERAL GOVERNMENT				STATE EQUALIZED TAX RATE	
Governing Body & Public Boards		1993 Property Taxes Collected	13,839,073.09	Local District School Taxes	.85 6,016,992.00
Municipal Clerk		1993 Payments in Lieu of Taxes		Regional & Consolidated School Tax	.30 2,139,744.82
Financial Administration	101,243.92	Delinquent Tax & Lien Collections	394,043.05	School Taxes in Municipal Budget	
Assessment of Taxes	22,975.00	Business Personalty Replacement Taxes	107,170.96	County Taxes	.30 * 2,115,492.28
Collection of Taxes	53,760.06	Taxes From Public Utilities	1,252,894.00	County Library Taxes	
Planning, Housing & Development	98,265.00	Other Miscellaneous Tax Revenues		Local Municipal Purpose Taxes	.53 3,765,425.77
Human Resources	73,053.10	State Aid Revenues	304,559.84	Veteran & Senior Citizen Taxes	56,300.00
Elections		Federal Aid Revenues		Total Taxes for Rate Computation	1.98 14,093,954.87
General Administration (other)	934,377.13			Special District Taxes	
JUDICIARY		Sale of Acquired Property		Bank Corp. Taxes	
Municipal Courts	60,110.00	Other Miscellaneous Revenues	1,284,574.19	Added and Omitted Taxes	80,814.54
PUBLIC SAFETY		Total	17,182,315.13	Total Taxes Levied - ABSTRACT	14,118,469.41
Fire Protection	173,407.40	Prior Years Surplus Appropriated	850,000.00	Total Taxes Billed	14,222,955.92
Police Protection	1,299,268.62	REVENUES TOTAL	18,032,315.13	1993 TAXES COLLECTED	13,839,073.09
Civil Defense & Disaster Control	10,225.61	Reserve For Uncollected Taxes	693,621.29	1993 Taxes Cancelled, Abated or Adjusted	27,353.69
Environmental Inspection & Control	82,848.00	CAPITAL OUTLAY TOTAL	277,376.17	Transfer to Tax Title Liens or Foreclosed	24,343.02
Other Public Safety				Balance Outstanding Dec. 31, 1993	332,136.12
PUBLIC WORKS				PRIOR YEARS TAXES OUTSTANDING	
Streets and Drainage	617,521.00	Public Enterprises		Balance January 1, 1993	456,731.99
Sewers and Sewage Processing	421,893.85	Recreation-Culture		Collected in 1993	377,885.45
Garbage and Trash Disposal	729,831.00	Public Works	171,745.88	Cancelled, Abated or Adjusted 1993	36,516.13
Public Buildings and Grounds	36,879.40	Buildings and Grounds	105,630.29	Transfers to Tax Title Liens or Foreclosed	8,295.02
Other Public Works		Library and Education		Balance December 31, 1993	34,035.39
HEALTH and WELFARE		Conservation		TAX TITLE LIENS OUTSTANDING	
Health Services Except Environmental	37,177.00	All Other		Balance January 1, 1993	58,105.93
Welfare-Public Assistance	8,450.00			Transfer From Taxes	34,111.73
Hospital, Clinics, First Aid		CAPITAL DEBT AUTHORIZED, DECEMBER 31, 1993		Redeemed in 1993	16,157.60
Animal, Insect, & Rodent Control	8,700.00	ISSUED AND UNISSUED GROSS DEBT NET DEBT		Cancelled, Abated or Adjusted (1993)	
Other Welfare Services		School 3,228,000		Transfer to Foreclosed Property	
RECREATION and CONSERVATION		Self-Liquidating		Balance December 31, 1993	76,060.06
Beaches and Boardwalks		Other 18,587,779	15,382,246	PROPERTY ACQUIRED BY DEED OR FORECLOSURE	
Parks, Playgrounds, Shade Trees	13,411.28	Total 21,815,779	15,382,246	Balance January 1, 1993	206,425.00
Land Reclamation & Conservation	3,126.40	ISSUED AND OUTSTANDING		Transfers From Taxes or Liens	
Other Recreational Services	81,150.00	School 3,228,000.00		Sale For Cash (1993)	
EDUCATION (excluding schools)		Self-Liquidating		Cancelled, Abated or Adjusted (1993)	
Libraries	237,754.00	Other 18,581,799.92		Balance December 31, 1993	206,425.00
Other Educational Services		Total 21,809,799.92		CURRENT FINANCES DECEMBER 31, 1993	
STATUTORY EXPENDITURES		EQUALIZED VALUATION BASIS FOR NET DEBT COMPUTATION	692,814.157	ASSETS	
Pensions & F. I. C. A.	340,500.00	REAL PROPERTY VALUATIONS		Cash Dec. 31, 1993	2,019,105.96
Employee Fringe Benefits	25,000.00	Code Class # of Parcels % VAL'N ASSESSED VALUATION		Taxes Receivable	366,221.51
Other Statutory Expenditures		1 Vacant Land 343 2.79 13,410,650.00		Tax Title Liens	76,060.06
CETA And Other Public Employment Programs		2 Residential 2571 87.33 420,002,550.00		Foreclosed Property	206,425.00
MUNICIPAL FUNCTIONS TOTAL	5,470,927.77	3 Farm 27 .36 1,705,500.00		Emergencies & Other Deferred Charges	5,000.00
CAPITAL IMPROVEMENTS *MEMO*	50,000.00	4a Commercial 104 7.56 36,355,070.00		State and Federal Aid Receivable	
DEBT SERVICE		4b Industrial 19 1.33 6,410,400.00		Other Receivables	29,208.18
Principal Payments	692,214.64	4c Apartments 3 .63 3,049,900.00		Total	2,702,020.71
Interest Payments	538,234.66	Total 3067 480,934,070.00		LIABILITIES, RESERVES, AND SURPLUS	
DEFERRED CHARGES	15,216.34	Land Area 12.50 Sq. Miles		Cash Liabilities	668,116.81
SCHOOL, COUNTY, SPECIAL DISTRICT TAXES	10,272,229.10	Net Valuation Taxable-Municipal	487,660,047	Reserves for Receivables	677,914.75
RESERVE FOR UNCOLLECTED TAXES	693,621.29	Net Valuation Taxable-County	699,874,235	Surplus Dec. 31, 1993	1,355,989.15
EXPENDITURES TOTAL	17,683,443.80	State Equalized Valuation	708,000,503	Total	2,702,020.71
		State Equalization Ratio	69.58		

*Includes County Health Services Taxes, County Vocational School Taxes, or County Open Space Tax. See Table 13.

1608

Population 1990 140,891
 Population 1993 139,240
 S & P Rating B3B
 Moody Rating 3AA1

General Tax Rate Per \$100 15.43
 State Equalized Tax Rate 3.36

PATERSON CITY - PASSAIC COUNTY
 Form of Government
Mayor-Council Plan D (OMCL 50)
 Number of Members on Governing Body - 9

PER CAPITA:
 Gross Debt 915.62
 Net Debt 570.39
 Debt Service 113.92
 Total Tax Levy 705.14
 Municipal Expenditures 907.36

PER CENT:
 Gross Debt 4.21
 Net Debt 2.62
 Tax Levy Collected 90.26
 Tax Levy Cancelled, Abated or Adjusted 1.13

EXPENDITURES		REVENUES-REALIZED		1993 PROPERTY TAX	
GENERAL GOVERNMENT		1993 Property Taxes Collected		STATE EQUALIZED TAX RATE 3.36	
Governing Body & Public Boards	558,011.56	1993 Payments in Lieu of Taxes		Local District School Taxes	38,642,665.00
Municipal Clerk	246,586.08	Delinquent Tax & Lien Collections		Regional & Consolidated School Tax	
Financial Administration	1,475,886.28	Business Personalty Replacement Taxes		School Taxes in Municipal Budget	
Assessment of Taxes	231,983.10	Taxes From Public Utilities		County Taxes	15,853,181.87
Collection of Taxes	73,600.00	Other Miscellaneous Tax Revenues		County Library Taxes	
Planning, Housing & Development	4,031,060.03	State Aid Revenues		Local Municipal Purpose Taxes	43,475,732.67
Human Resources	3,971,118.54	Federal Aid Revenues		Veteran & Senior Citizen Taxes	481,600.00
Elections	64,962.18	Sale of Acquired Property		Total Taxes for Rate Computation	98,453,179.54
General Administration (other)	12,090,499.64	Other Miscellaneous Revenues		Special District Taxes	
JUDICIARY		Total		Bank Corp. Taxes	
Municipal Courts	1,749,698.01	Prior Years Surplus Appropriated		Added and Omitted Taxes	211,976.29
PUBLIC SAFETY		REVENUES TOTAL		Total Taxes Levied - ABSTRACT	98,183,555.82
Fire Protection	14,573,541.32	Reserve For Uncollected Taxes		Total Taxes Billed	100,074,518.62
Police Protection	20,742,944.23	CAPITAL OUTLAY TOTAL		1993 TAXES COLLECTED	90,325,263.32
Civil Defense & Disaster Control	17,000.00	Public Enterprises		1993 Taxes Cancelled, Abated or Adjusted	1,180,648.21
Environmental Inspection & Control		Recreation-Culture		Transfer to Tax Title Liens or Foreclosed	3,578,921.72
Other Public Safety		Public Works		Balance Outstanding Dec. 31, 1993	4,989,685.37
PUBLIC WORKS		Buildings and Grounds		PRIOR YEARS TAXES OUTSTANDING	
Streets and Drainage	3,603,793.29	Library and Education		Balance January 1, 1993	4,371,887.67
Sewers and Sewage Processing	20,969,250.34	Conservation		Collected in 1993	3,430,706.55
Garbage and Trash Disposal		All Other		Cancelled, Abated or Adjusted 1993	236,019.44
Public Buildings and Grounds	2,560,773.23	CAPITAL DEBT AUTHORIZED, DECEMBER 31, 1993		Transfers to Tax Title Liens or Foreclosed	583,292.84
Other Public Works	639,093.79	ISSUED AND UNISSUED GROSS DEBT		Balance December 31, 1993	121,868.84
HEALTH and WELFARE		NET DEBT		TAX TITLE LIENS OUTSTANDING	
Health Services Except Environmental	3,522,475.08	School		Balance January 1, 1993	10,552,094.87
Welfare-Public Assistance	777,291.26	Self-Liquidating		Transfer From Taxes	4,264,898.77
Hospital, Clinics, First Aid		Other		Redeemed in 1993	4,024,801.23
Animal, Insect, & Rodent Control	113,870.00	Total		Cancelled, Abated or Adjusted (1993)	
Other Welfare Services	194,000.00	ISSUED AND OUTSTANDING		Transfer to Foreclosed Property	18,258.72
RECREATION and CONSERVATION		School		Balance December 31, 1993	10,773,933.69
Beaches and Boardwalks		Self-Liquidating		PROPERTY ACQUIRED BY DEED OR FORECLOSURE	
Parks, Playgrounds, Shade Trees	592,876.75	Other		Balance January 1, 1993	256,433.89
Land Reclamation & Conservation	52,686.60	Total		Transfers From Taxes or Liens	25,391.11
Other Recreational Services	729,384.97	EQUALIZED VALUATION BASIS FOR NET DEBT COMPUTATION		Sale For Cash (1993)	
EDUCATION (excluding schools)		REAL PROPERTY VALUATIONS		Cancelled, Abated or Adjusted (1993)	45,675.00
Libraries	1,269,310.00	Code Class # of Parcels % VAL'N		Balance December 31, 1993	236,150.00
Other Educational Services	147,991.33	ASSESSED VALUATION		CURRENT FINANCES DECEMBER 31, 1993	
STATUTORY EXPENDITURES		1 Vacant Land 2441 1.77		ASSETS	
Pensions & F. I. C. A.	5,403,277.35	2 Residential 17557 58.65		Cash Dec. 31, 1993	8,875,646.11
Employee Fringe Benefits		3 Farm		Taxes Receivable	5,111,554.21
Other Statutory Expenditures	10,000.00	4a Commercial 2431 21.74		Tax Title Liens	10,773,933.69
CETA And Other Public Employment Programs		4b Industrial 452 10.59		Foreclosed Property	236,150.00
MUNICIPAL FUNCTIONS TOTAL	100,412,966.96	4c Apartments 499 7.25		Emergencies & Other Deferred Charges	312,000.00
CAPITAL IMPROVEMENTS *MEMO*	300,000.00	Total 23380		State and Federal Aid Receivable	3,329,527.75
DEBT SERVICE		Land Area 8.44 Sq. Miles		Other Receivables	1,183,287.86
Principal Payments	9,119,736.15	Net Valuation Taxable-Municipal		Total	29,822,099.62
Interest Payments	5,742,875.70	Net Valuation Taxable-County		LIABILITIES, RESERVES, AND SURPLUS	
TYPE I SCHL DEBT *MEMO	5,068,447.00	State Equalized Valuation		Cash Liabilities	9,592,443.74
DEFERRED CHARGES	799,450.79	State Equalization Ratio		Reserves for Receivables	17,304,925.76
SCHOOL, COUNTY, SPECIAL DISTRICT TAXES	56,495,846.87			Surplus Dec. 31, 1993	2,924,730.12
RESERVE FOR UNCOLLECTED TAXES	9,266,450.61			Total	29,822,099.62
EXPENDITURES TOTAL	180,837,325.08				

Population 1990 6,577
 Population 1993 6,502
 S & P Rating
 Moody Rating

General Tax Rate Per \$100. 3.01
 State Equalized Tax Rate 2.39

PAULSBORO BOROUGH - GLOUCESTER CO.

Form of Government
 Borough Council

Number of Members on Governing Body - 6

PER CAPITA

Gross Debt 210.92
 Net Debt 183.24
 Debt Service 9.27
 Total Tax Levy 1,132.51
 Municipal Expenditures 667.75

PER CENT:

Gross Debt .51
 Net Debt .44
 Tax Levy Collected 94.51
 Tax Levy Cancelled, Abated or Adjusted .07

EXPENDITURES		REVENUES-REALIZED		1993 PROPERTY TAX	
GENERAL GOVERNMENT				STATE EQUALIZED TAX RATE <u>2.39</u>	
Governing Body & Public Boards	15,302.00	1993 Property Taxes Collected	6,781,245.93	Local District School Taxes	2,878,079.86
Municipal Clerk	32,538.00	1993 Payments in Lieu of Taxes		Regional & Consolidated School Tax	
Financial Administration	83,473.00	Delinquent Tax & Lien Collections	367,217.58	School Taxes in Municipal Budget	
Assessment of Taxes	40,604.00	Business Personalty Replacement Taxes	122,361.64	County Taxes	1,907,734.91
Collection of Taxes	45,628.00	Taxes From Public Utilities	209,528.00	County Library Taxes	
Planning, Housing & Development	9,429.00	Other Miscellaneous Tax Revenues		Local Municipal Purpose Taxes	2,366,683.00
Human Resources	108,034.50	State Aid Revenues	579,308.61	Veteran & Senior Citizen Taxes	87,500.00
Elections	3,700.00	Federal Aid Revenues		Total Taxes for Rate Computation	7,239,997.77
General Administration (other)	475,427.00			Special District Taxes	
JUDICIARY		Sale of Acquired Property		Bank Corp. Taxes	
Municipal Courts	49,213.64	Other Miscellaneous Revenues	304,668.11	Added and Omitted Taxes	16,013.18
PUBLIC SAFETY		Total	8,364,329.87	Total Taxes Levied - ABSTRACT	7,168,510.95
Fire Protection	81,382.21	Prior Years Surplus Appropriated	511,237.46	Total Taxes Billed	7,175,533.23
Police Protection	964,332.97	REVENUES TOTAL	8,875,567.33	1993 TAXES COLLECTED	6,781,245.93
Civil Defense & Disaster Control	1,000.00	Reserve For Uncollected Taxes	541,450.00	1993 Taxes Cancelled, Abated or Adjusted	4,815.72
Environmental Inspection & Control	62,996.00	CAPITAL OUTLAY TOTAL	10,554.43	Transfer to Tax Title Liens or Foreclosed	32,432.58
Other Public Safety				Balance Outstanding Dec. 31, 1993	357,039.00
PUBLIC WORKS				PRIOR YEARS TAXES OUTSTANDING	
Streets and Drainage	415,371.00	Public Enterprises	7,135.07	Balance January 1, 1993	392,782.20
Sewers and Sewage Processing		Recreation-Culture		Collected in 1993	319,231.99
Garbage and Trash Disposal	606,000.00	Public Works	3,419.36	Cancelled, Abated or Adjusted 1993	3,767.67
Public Buildings and Grounds	114,750.00	Buildings and Grounds		Transfers to Tax Title Liens or Foreclosed	2,475.20
Other Public Works	10,000.00	Library and Education		Balance December 31, 1993	67,307.34
HEALTH and WELFARE		Conservation		TAX TITLE LIENS OUTSTANDING	
Health Services Except Environmental	2,971.00	All Other		Balance January 1, 1993	131,547.87
Welfare-Public Assistance	13,899.00	CAPITAL DEBT AUTHORIZED, DECEMBER 31, 1993		Transfer From Taxes	35,537.43
Hospital, Clinics, First Aid		ISSUED AND UNISSUED		Redeemed in 1993	47,985.59
Animal, Insect, & Rodent Control	6,500.00	GROSS DEBT		Cancelled, Abated or Adjusted (1993)	
Other Welfare Services		School	180,000	Transfer to Foreclosed Property	
RECREATION and CONSERVATION		Self-Liquidating	490,000	Balance December 31, 1993	119,099.71
Beaches and Boardwalks		Other	701,397	PROPERTY ACQUIRED BY DEED OR FORECLOSURE	
Parks, Playgrounds, Shade Trees	16,034.00	Total	1,371,397	Balance January 1, 1993	347,900.00
Land Reclamation & Conservation	5,509.22	ISSUED AND OUTSTANDING		Transfers From Taxes or Liens	
Other Recreational Services	4,700.00	School	180,000.00	Sale For Cash (1993)	
EDUCATION (excluding schools)		Self-Liquidating	290,000.00	Cancelled, Abated or Adjusted (1993)	
Libraries	100,228.00	Other	386,397.86	Balance December 31, 1993	347,900.00
Other Educational Services		Total	856,397.86	CURRENT FINANCES DECEMBER 31, 1993	
STATUTORY EXPENDITURES		EQUALIZED VALUATION BASIS FOR NET DEBT COMPUTATION	269,772.100	ASSETS	
Pensions & F. I. C. A.	155,500.00	REAL PROPERTY VALUATIONS		Cash Dec. 31, 1993	1,933,148.17
Employee Fringe Benefits	309,465.00	Code Class # of Parcels % VAL'N		Taxes Receivable	424,346.34
Other Statutory Expenditures	6,000.00	1 Vacant Land 241 1.26	2,968,800.00	Tax Title Liens	119,099.71
CETA And Other Public Employment Programs		2 Residential 1973 42.40	99,583,700.00	Foreclosed Property	347,900.00
MUNICIPAL FUNCTIONS		3 Farm		Emergencies & Other Deferred Charges	
CAPITAL IMPROVEMENTS		4a Commercial 170 29.84	73,084,300.00	State and Federal Aid Receivable	
DEBT SERVICE		4b Industrial 8 24.32	57,114,700.00	Other Receivables	66,555.11
Principal Payments	34,718.45	4c Apartments 14 2.17	5,093,400.00	Total	2,891,049.33
Interest Payments	25,532.05	Total 2406	234,844,900.00	LIABILITIES, RESERVES, AND SURPLUS	
DEFERRED CHARGES		Land Area 2.09 Sq. Miles		Cash Liabilities	740,961.24
SCHOOL, COUNTY, SPECIAL DISTRICT TAXES	4,785,814.77	Net Valuation Taxable-Municipal	237,857,809	Reserves for Receivables	957,901.16
RESERVE FOR UNCOLLECTED TAXES	541,450.00	Net Valuation Taxable-County	310,202,226	Surplus Dec. 31, 1993	1,192,186.93
EXPENDITURES TOTAL	9,127,502.81	State Equalized Valuation	298,303,868	Total	2,891,049.33
		State Equalization Ratio	79.53		

1815

Population 1990 2,111
 Population 1993 2,086
 S & P Rating
 Moody Rating AAA

General Tax Rate Per \$100. 1.41
 State Equalized Tax Rate 1.40

PEAPACK-GLADSTONE BORO. - SOMERSET CO.

Form of Government:
 Borough Council

Number of Members on Governing Body - 6

PER CAPITA:

Gross Debt 4,439.51
 Net Debt 2,411.70
 Debt Service 166.41
 Total Tax Levy 3,544.82
 Municipal Expenditures 1,517.09

PER CENT:

Gross Debt 1.74
 Net Debt .94
 Tax Levy Collected 96.77
 Tax Levy Cancelled, Abated or Adjusted 1.27

EXPENDITURES		REVENUES-REALIZED		1993 PROPERTY TAX	
GENERAL GOVERNMENT		1993 Property Taxes Collected		STATE EQUALIZED TAX RATE	
Governing Body & Public Boards			7,163,031.39	Local District School Taxes	.49
Municipal Clerk		1993 Payments in Lieu of Taxes		Regional & Consolidated School Tax	
Financial Administration	75,818.00	Delinquent Tax & Lien Collections	139,388.45	School Taxes in Municipal Budget	
Assessment of Taxes	22,175.00	Business Personalty Replacement Taxes	28,648.76	County Taxes	.39
Collection of Taxes	40,139.00	Taxes From Public Utilities	213,889.00	County Library Taxes	.03
Planning, Housing & Development	51,096.00	Other Miscellaneous Tax Revenues		Local Municipal Purpose Taxes	.48
Human Resources	48,531.37	State Aid Revenues	67,165.96	Veteran & Senior Citizen Taxes	
Elections		Federal Aid Revenues		Total Taxes for Rate Computation	1.39
General Administration (other)	487,655.11			Special District Taxes	
JUDICIARY		Sale of Acquired Property		Bank Corp. Taxes	
Municipal Courts	32,240.18	Other Miscellaneous Revenues	441,735.54	Added and Omitted Taxes	
PUBLIC SAFETY		Total	8,053,859.10	Total Taxes Levied - ABSTRACT	
Fire Protection	77,334.50	Prior Years Surplus Appropriated	349,000.00	Total Taxes Billed	
Police Protection	378,957.37	REVENUES TOTAL	8,402,859.10	1993 TAXES COLLECTED	
Civil Defense & Disaster Control	1,150.00	Reserve For Uncollected Taxes	639,613.64	1993 Taxes Cancelled, Abated or Adjusted	
Environmental Inspection & Control	41,481.00			Transfer to Tax Title Liens or Foreclosed	
Other Public Safety		CAPITAL OUTLAY TOTAL	981,754.92	Balance Outstanding Dec. 31, 1993	
PUBLIC WORKS				PRIOR YEARS TAXES OUTSTANDING	
Streets and Drainage	253,527.37	Public Enterprises	615,057.98	Balance January 1, 1993	
Sewers and Sewage Processing	9,552.00	Recreation-Culture		Collected in 1993	
Gorbage and Trash Disposal	147,900.00	Public Works	364,408.94	Cancelled, Abated or Adjusted 1993	
Public Buildings and Grounds	237,231.37	Buildings and Grounds	2,288.00	Transfers to Tax Title Liens or Foreclosed	
Other Public Works	16,000.00	Library and Education		Balance December 31, 1993	
HEALTH and WELFARE		Conservation		TAX TITLE UENS OUTSTANDING	
Health Services Except Environmental	16,934.00	All Other		Balance January 1, 1993	
Welfare-Public Assistance	1,610.00			Transfer From Taxes	
Hospital, Clinics, First Aid		CAPITAL DEBT AUTHORIZED, DECEMBER 31, 1993		Redeemed In 1993	
Animal, Insect, & Rodent Control		ISSUED AND UNISSUED GROSS DEBT NET DEBT		Cancelled, Abated or Adjusted (1993)	
Other Welfare Services		School		Transfer to Foreclosed Property	
RECREATION and CONSERVATION		Self-Liquidating	4,230,000	Balance December 31, 1993	
Beaches and Boardwalks		Other	5,030,813	PROPERTY ACQUIRED BY DEED OR	
Parks, Playgrounds, Shade Trees		Total	9,260,813	FORECLOSURE	
Land Reclamation & Conservation				Balance January 1, 1993	
Other Recreational Services		ISSUED AND OUTSTANDING		Transfers From Taxes or Liens	
EDUCATION (excluding schools)		School		Sale For Cash (1993)	
Libraries		Self-Liquidating	4,230,000.00	Cancelled, Abated or Adjusted (1993)	
Other Educational Services		Other	5,030,813.00	Balance December 31, 1993	
STATUTORY EXPENDITURES		Total	9,260,813.00	CURRENT FINANCES DECEMBER 31, 1993	
Pensions & F. I. C. A.	116,050.00	EQUAUZED VALUATION BASIS		ASSETS	
Employee Fringe Benefits	148,448.00	FOR NET DEBT COMPUTATION	533,584.992	Cash Dec. 31, 1993	
Other Statutory Expenditures		REAL PROPERTY VALUATIONS		Taxes Receivable	
CETA And Other Public Employment Programs		Code Class # of Parcels % VAL'N		Tax Title Liens	
MUNICIPAL FUNCTIONS TOTAL	2,219,633.94	1 Vacant Land 79 3.57	18,572,800.00	Foreclosed Property	
CAPITAL IMPROVEMENTS *MEMO*		2 Residential 623 44.46	231,052,625.00	Emergencies & Other Deferred Charges	
DEBT SERVICE		3 Form 86 6.49	33,710,150.00	State and Federal Aid Receivable	
Principal Payments	173,786.78	4a Commercial 33 42.06	218,579,475.00	Other Receivables	
Interest Payments	131,618.59	4b Industrial 2 1.99	10,338,925.00	Total	
		4c Apartments 23 1.43	7,452,300.00	LIABILITIES, RESERVES, AND SURPLUS	
		Total 846	519,706,275.00	Cash Liabilities	
DEFERRED CHARGES		Land Area 5.80 Sq. Miles		Reserves for Receivables	
SCHOOL, COUNTY, SPECIAL DISTRICT TAXES	4,826,634.94	Net Valuation Taxable-Municipal	520,666,641	Surplus Dec. 31, 1993	
RESERVE FOR UNCOLLECTED TAXES	639,613.64	Net Valuation Taxable-County	502,146,241	Total	
EXPENDITURES TOTAL	7,991,237.89	State Equalized Valuation	525,863,179		
		State Equalization Ratio	99.01		

0328

Population 1990 1,367
 Population 1993 1,423
 S & P Rating
 Moody Rating BAA1

General Tax Rate Per \$100. 2.58
 State Equalized Tax Rate 2.49

PEMBERTON BOROUGH - BURLINGTON CO.

Form of Government:

Borough Council

Number of Members on Governing Body - 6

PER CAPITA:

Gross Debt 868.08
 Net Debt 281.10
 Debt Service 41.18
 Total Tax Levy 661.90
 Municipal Expenditures 475.14

PER CENT:

Gross Debt 3.26
 Net Debt 1.05
 Tax Levy Collected 92.97
 Tax Levy Cancelled, Abated or Adjusted .24

EXPENDITURES		REVENUES-REALIZED		1993 PROPERTY TAX	
GENERAL GOVERNMENT				STATE EQUALIZED TAX RATE 1.71	
Governing Body & Public Boards		1993 Property Taxes Collected	875,728.10	Local District School Taxes	532,130.00
Municipal Clerk	11,248.00	1993 Payments in Lieu of Taxes		Regional & Consolidated School Tax	
Financial Administration	6,060.00	Delinquent Tax & Lien Collections	79,760.05	School Taxes in Municipal Budget	
Assessment of Taxes	6,600.00	Business Personalty Replacement Taxes	10,291.60	County Taxes	205,011.12
Collection of Taxes	2,915.00	Taxes From Public Utilities	39,219.26	County Library Taxes	12,990.34
Planning, Housing & Development	40,158.00	Other Miscellaneous Tax Revenues		Local Municipal Purpose Taxes	189,848.00
Human Resources		State Aid Revenues	88,982.48	Veteran & Senior Citizen Taxes	6,050.00
Elections		Federal Aid Revenues		Total Taxes for Rate Computation	946,029.46
General Administration (other)	86,469.84			Special District Taxes	
JUDICIARY				Bank Corp. Taxes	
Municipal Courts	40,248.25	Sale of Acquired Property	149,767.46	Added and Omitted Taxes	1,901.40
PUBLIC SAFETY		Other Miscellaneous Revenues	1,243,748.95	Total Taxes Levied - ABSTRACT	941,880.86
Fire Protection	15,813.40			Total Taxes Billed	941,956.16
Police Protection	94,535.78	Prior Years Surplus Appropriated	150,000.00	1993 TAXES COLLECTED	875,728.10
Civil Defense & Disaster Control	100.00	REVENUES TOTAL	1,393,748.95	1993 Taxes Cancelled, Abated or Adjusted	2,253.24
Environmental Inspection & Control	16,877.89	Reserve For Uncollected Taxes	135,912.22	Transfer to Tax Title Liens or Foreclosed	
Other Public Safety		CAPITAL OUTLAY TOTAL	192,080.61	Balance Outstanding Dec. 31, 1993	63,976.82
PUBLIC WORKS				PRIOR YEARS TAXES OUTSTANDING	
Streets and Drainage	25,000.00	Public Enterprises	191,265.31	Balance January 1, 1993	80,349.13
Sewers and Sewage Processing		Recreation-Culture		Collected in 1993	75,947.90
Garbage and Trash Disposal	55,520.81	Public Works	815.30	Cancelled, Abated or Adjusted 1993	
Public Buildings and Grounds	23,320.33	Buildings and Grounds		Transfers to Tax Title Liens or Foreclosed	1,635.03
Other Public Works		Library and Education		Balance December 31, 1993	2,766.20
HEALTH and WELFARE		Conservation		TAX TITLE LIENS OUTSTANDING	
Health Services Except Environmental	1,115.00	All Other		Balance January 1, 1993	18,755.01
Welfare-Public Assistance	5,092.00			Transfer From Taxes	5,965.72
Hospital, Clinics, First Aid				Redeemed In 1993	3,812.15
Animal, Insect, & Rodent Control				Cancelled, Abated or Adjusted (1993)	
Other Welfare Services				Transfer to Foreclosed Property	
RECREATION and CONSERVATION				Balance December 31, 1993	20,908.58
Beaches and Boardwalks				PROPERTY ACQUIRED BY DEED OR FORECLOSURE	
Parks, Playgrounds, Shade Trees	2,200.00			Balance January 1, 1993	
Land Reclamation & Conservation				Transfers From Taxes or Liens	
Other Recreational Services				Sale For Cash (1993)	
EDUCATION (excluding schools)				Cancelled, Abated or Adjusted (1993)	
Libraries	5,000.00			Balance December 31, 1993	
Other Educational Services				CURRENT FINANCES DECEMBER 31, 1993	
STATUTORY EXPENDITURES				ASSETS	
Pensions & F. I. C. A.	20,642.32			Cash Dec. 31, 1993	319,237.34
Employee Fringe Benefits	16,183.66			Taxes Receivable	66,741.02
Other Statutory Expenditures				Tax Title Liens	20,908.58
CETA And Other Public Employment Programs				Foreclosed Property	
MUNICIPAL FUNCTIONS TOTAL	475,100.28			Emergencies & Other Deferred Charges	
CAPITAL IMPROVEMENTS *MEMO*	2,000.00			State and Federal Aid Receivable	58,721.77
DEBT SERVICE				Other Receivables	33,522.63
Principal Payments	42,550.00			Total	499,131.34
Interest Payments	16,042.35			LIABILITIES, RESERVES, AND SURPLUS	
DEFERRED CHARGES	5,517.86			Cash Liabilities	203,451.84
SCHOOL, COUNTY, SPECIAL DISTRICT TAXES	750,131.46			Reserves for Receivables	121,172.23
RESERVE FOR UNCOLLECTED TAXES	135,912.22			Surplus Dec. 31, 1993	174,507.27
EXPENDITURES TOTAL	1,426,254.17			Total	499,131.34

0329

Population 1990 **31,342**
 Population 1993 **25,921**
 S & P Rating
 Maady Rating **AAA**

General Tax Rate Per \$100. **2.12**
 State Equalized Tax Rate **2.19**

PEMBERTON TWP. - BURLINGTON COUNTY
Form of Government:
Mayor-Council Plan E (OMCL50)
Number of Members on Governing Body - 5

PER CAPITA:
 Gross Debt **941.15**
 Net Debt **595.10**
 Debt Service **31.83**
 Total Tax Levy **669.97**
 Municipal Expenditures **502.72**

PER CENT:
 Gross Debt **3.15**
 Net Debt **1.99**
 Tax Levy Collected **90.21**
 Tax Levy Cancelled, Abated or Adjusted **2.20**

EXPENDITURES		REVENUES-REALIZED		1993 PROPERTY TAX	
GENERAL GOVERNMENT				STATE EQUALIZED TAX RATE	
Governing Body & Public Boards	359,512.00	1993 Property Taxes Collected	15,672,727.00	Local District School Taxes	1.12
Municipal Clerk	157,181.00	1993 Payments in Lieu of Taxes		Regional & Consolidated School Tax	
Financial Administration	251,278.00	Delinquent Tax & Lien Collections	1,588,095.00	School Taxes in Municipal Budget	
Assessment of Taxes		Business Personalty Replacement Taxes	50,811.00	County Taxes	.51
Collection of Taxes	373,149.00	Taxes From Public Utilities	1,563,602.00	County Library Taxes	.03
Planning, Housing & Development	108,048.00	Other Miscellaneous Tax Revenues		Local Municipal Purpose Taxes	.53
Human Resources	365,706.00	State Aid Revenues	2,250,426.00	Veteran & Senior Citizen Taxes	
Elections		Federal Aid Revenues	4,960.00	Total Taxes for Rate Computation	2.19
General Administration (other)	914,466.00			Special District Taxes	
JUDICIARY		Sale of Acquired Property		Bank Corp. Taxes	
Municipal Courts	227,365.00	Other Miscellaneous Revenues	2,711,196.00	Added and Omitted Taxes	
PUBLIC SAFETY		Total	23,841,817.00	Total Taxes Levied - ABSTRACT	
Fire Protection	111,097.00	Prior Years Surplus Appropriated	1,507,200.00	Total Taxes Billed	
Police Protection	2,567,210.00	REVENUES	25,349,017.00	1993 TAXES COLLECTED	
Civil Defense & Disaster Control	7,460.00	Reserve For Uncollected Taxes	1,921,281.00	1993 Taxes Cancelled, Abated or Adjusted	
Environmental Inspection & Control	281,509.00	CAPITAL OUTLAY	TOTAL	Transfer to Tax Title Liens or Foreclosed	
Other Public Safety			8,959,423.00	Balance Outstanding Dec. 31, 1993	
PUBLIC WORKS		Public Enterprises		PRIOR YEARS TAXES OUTSTANDING	
Streets and Drainage	896,695.00	Recreation-Culture		Balance January 1, 1993	
Sewers and Sewage Processing	41,113.00	Public Works	7,625,825.00	Collected in 1993	
Garbage and Trash Disposal	1,132,000.00	Buildings and Grounds	1,333,598.00	Cancelled, Abated or Adjusted 1993	
Public Buildings and Grounds	526,092.00	Library and Education		Transfers to Tax Title Liens or Foreclosed	
Other Public Works		Conservation		Balance December 31, 1993	
HEALTH and WELFARE		All Other		TAX TITLE LIENS OUTSTANDING	
Health Services Except Environmental	32,615.00	CAPITAL DEBT AUTHORIZED, DECEMBER 31, 1993		Balance January 1, 1993	
Welfare-Public Assistance	96,842.00	ISSUED AND UNISSUED	GROSS DEBT	Transfer From Taxes	
Hospital, Clinics, First Aid		School		Redeemed in 1993	
Animal, Insect, & Rodent Control	56,549.00	Self-Liquidating	11,432,724	Cancelled, Abated or Adjusted (1993)	
Other Welfare Services		Other	12,962,700	Transfer to Foreclosed Property	
RECREATION and CONSERVATION		Total	24,395,424	Balance December 31, 1993	
Beaches and Boardwalks		ISSUED AND OUTSTANDING		PROPERTY ACQUIRED BY DEED OR FORECLOSURE	
Parks, Playgrounds, Shade Trees		School		Balance January 1, 1993	
Land Reclamation & Conservation	4,313.00	Self-Liquidating	10,284,889.00	Transfers From Taxes or Liens	
Other Recreational Services	285,949.00	Other	7,608,035.00	Sale For Cash (1993)	
EDUCATION (excluding schools)		Total	17,892,924.00	Cancelled, Abated or Adjusted (1993)	
Libraries	10,000.00	EQUALIZED VALUATION BASIS		Balance December 31, 1993	
Other Educational Services		FOR NET DEBT COMPUTATION	775,031,370	CURRENT FINANCES DECEMBER 31, 1993	
STATUTORY EXPENDITURES		REAL PROPERTY VALUATIONS		ASSETS	
Pensions & F. I. C. A.	515,000.00	Code Class # of Parcels % VALN	ASSESSED VALUATION	Cash Dec. 31, 1993	
Employee Fringe Benefits	840,000.00	1 Vacant Land 4700 4.93	39,889,700.00	Taxes Receivable	
Other Statutory Expenditures		2 Residential 7543 84.13	680,199,800.00	Tax Title Liens	
CETA And Other Public Employment Programs		3 Farm 477 2.36	19,111,100.00	Foreclosed Property	
MUNICIPAL FUNCTIONS		4a Commercial 149 5.16	41,726,700.00	Emergencies & Other Deferred Charges	
CAPITAL IMPROVEMENTS		4b Industrial 6 .76	6,155,500.00	State and Federal Aid Receivable	
DEBT SERVICE		4c Apartments 13 2.65	21,457,300.00	Other Receivables	
Principal Payments	456,240.00	Total 12889	808,540,100.00	Total	
Interest Payments	368,702.00	Land Area 64.67 Sq. Miles		LIABILITIES, RESERVES, AND SURPLUS	
DEFERRED CHARGES		Net Valuation Taxable-Municipal	815,825,042	Cash Liabilities	
SCHOOL, COUNTY, SPECIAL DISTRICT TAXES		Net Valuation Taxable-County	788,406,396	Reserves for Receivables	
RESERVE FOR UNCOLLECTED TAXES		State Equalized Valuation	788,785,135	Surplus Dec. 31, 1993	
EXPENDITURES		State Equalization Rate	103.46	Total	
TOTAL	26,157,635.10				

Population 1990 2,537
 Population 1993 2,537
 S & P Rating
 Moody Rating A1

General Tax Rate Per \$100. 2.12
 State Equalized Tax Rate 2.06

PENNINGTON BOROUGH - MERCER CO.

Form of Government:

Borough Council

Number of Members on Governing Body - 6

PER CAPITA:

Gross Debt 2,209.22
 Net Debt 759.67
 Debt Service 6.35
 Total Tax Levy 1,771.42
 Municipal Expenditures 489.32

PER CENT:

Gross Debt 2.64
 Net Debt .91
 Tax Levy Collected 97.42
 Tax Levy Cancelled, Abated or Adjusted .41

EXPENDITURES		REVENUES-REALIZED		1993 PROPERTY TAX	
GENERAL GOVERNMENT		1993 Property Taxes Collected		STATE EQUALIZED TAX RATE	
Governing Body & Public Boards		1993 Payments in Lieu of Taxes		Local District School Taxes	
Municipal Clerk		Delinquent Tax & Lien Collections		Regional & Consolidated School Tax 1.21	
Financial Administration		Business Personalty Replacement Taxes		School Taxes in Municipal Budget	
Assessment of Taxes		Taxes From Public Utilities		County Taxes .56 *	
Collection of Taxes		Other Miscellaneous Tax Revenues		County Library Taxes	
Planning, Housing & Development		State Aid Revenues		Local Municipal Purpose Taxes .30	
Human Resources		Federal Aid Revenues		Veteran & Senior Citizen Taxes	
Elections		Sale of Acquired Property		Total Taxes for Rate Computation 2.05	
General Administration (other)		Other Miscellaneous Revenues		Special District Taxes	
JUDICIARY		Prior Years Surplus Appropriated		Bank Corp. Taxes	
Municipal Courts		REVENUES TOTAL		Added and Omitted Taxes	
PUBLIC SAFETY		CAPITAL OUTLAY TOTAL		Total Taxes Levied - ABSTRACT	
Fire Protection		Public Enterprises		Total Taxes Billed	
Police Protection		Recreation-Culture		1993 TAXES COLLECTED	
Civil Defense & Disaster Control		Public Works		1993 Taxes Cancelled, Abated or Adjusted	
Environmental Inspection & Control		Buildings and Grounds		Transfer to Tax Title Liens or Foreclosed	
Other Public Safety		Library and Education		Balance Outstanding Dec. 31, 1993	
PUBLIC WORKS		Conservation		PRIOR YEARS TAXES OUTSTANDING	
Streets and Drainage		All Other		Balance January 1, 1993	
Sewers and Sewage Processing		CAPITAL DEBT AUTHORIZED, DECEMBER 31, 1993		Collected in 1993	
Garbage and Trash Disposal		ISSUED AND UNISSUED		Cancelled, Abated or Adjusted 1993	
Public Buildings and Grounds		GROSS DEBT		Transfers to Tax Title Liens or Foreclosed	
Other Public Works		NET DEBT		Balance December 31, 1993	
HEALTH and WELFARE		SCHOOL		TAX TITLE LIENS OUTSTANDING	
Health Services Except Environmental		Self-Liquidating		Balance January 1, 1993	
Welfare-Public Assistance		Other		Transfer From Taxes	
Hospital, Clinics, First Aid		Total		Redeemed in 1993	
Animal, Insect, & Rodent Control		ISSUED AND OUTSTANDING		Cancelled, Abated or Adjusted (1993)	
Other Welfare Services		SCHOOL		Transfer to Foreclosed Property	
RECREATION and CONSERVATION		Self-Liquidating		Balance December 31, 1993	
Beaches and Boardwalks		Other		PROPERTY ACQUIRED BY DEED OR	
Parks, Playgrounds, Shade Trees		Total		FORECLOSURE	
Land Reclamation & Conservation		EQUALIZED VALUATION BASIS		Balance January 1, 1993	
Other Recreational Services		FOR NET DEBT COMPUTATION		Transfers From Taxes or Liens	
EDUCATION (excluding schools)		REAL PROPERTY VALUATIONS		Sale For Cash (1993)	
Libraries		CODE CLASS # OF PARCELS % VAL'N		Cancelled, Abated or Adjusted (1993)	
Other Educational Services		ASSESSED VALUATION		Balance December 31, 1993	
STATUTORY EXPENDITURES		CASH DEC. 31, 1993		CURRENT FINANCES DECEMBER 31, 1993	
Pensions & F. I. C. A.		Taxes Receivable		ASSETS	
Employee Fringe Benefits		Tax Title Liens		Cash Dec. 31, 1993	
Other Statutory Expenditures		Foreclosed Property		Taxes Receivable	
CETA And Other Public Employment Programs		Emergencies & Other Deferred Charges		Tax Title Liens	
MUNICIPAL FUNCTIONS TOTAL		State and Federal Aid Receivable		Foreclosed Property	
CAPITAL IMPROVEMENTS *ME 40*		Other Receivables		Emergencies & Other Deferred Charges	
DEBT SERVICE		Total		State and Federal Aid Receivable	
Principal Payments		LIABILITIES, RESERVES, AND SURPLUS		Other Receivables	
Interest Payments		Cash Liabilities		Total	
DEFERRED CHARGES		Reserves for Receivables		CASH LIABILITIES	
SCHOOL, COUNTY, SPECIAL DISTRICT TAXES		Surplus Dec. 31, 1993		Reserves for Receivables	
RESERVE FOR UNCOLLECTED TAXES		Total		Surplus Dec. 31, 1993	
EXPENDITURES TOTAL		Land Area .99 Sq. Miles		Total	
		Net Valuation Taxable-Municipal			
		Net Valuation Taxable-County			
		State Equalized Valuation			
		State Equalization Rate			

1707

Population 1990 5,228
 Population 1993 4,937
 S & P Rating
 Moody Rating

General Tax Rate Per \$100. 3.02
 State Equalized Tax Rate 2.95

PENNS GROVE BORO. - SALEM CO.
Form of Government:
Borough Council
Number of Members on Governing Body - 6

PER CAPITA: PER CENT:
 Grass Debt 494.56 Grass Debt 2.72
 Net Debt 186.62 Net Debt 1.02
 Debt Service 17.65 Tax Levy Collected 80.45
 Total Tax Levy 600.10 Tax Levy Cancelled, Abated
 Municipal Expenditures 679.64 or Adjusted 1.18

EXPENDITURES		REVENUES-REALIZED		1993 PROPERTY TAX	
GENERAL GOVERNMENT				STATE EQUALIZED TAX RATE →	
Governing Body & Public Boards		1993 Property Taxes Collected	2,386,357.90	Local District School Taxes	
Municipal Clerk		1993 Payments in Lieu of Taxes	30,413.15	Regional & Consolidated School Tax	1.33 1,327,618.15
Financial Administration	83,500.00	Delinquent Tax & Lien Collections	409,058.17	School Taxes in Municipal Budget	
Assessment of Taxes	11,075.00	Business Personalty Replacement Taxes	64,363.60	County Taxes	.75 754,085.02
Collection of Taxes	52,650.00	Taxes From Public Utilities	235,561.00	County Library Taxes	
Planning, Housing & Development	19,425.00	Other Miscellaneous Tax Revenues		Local Municipal Purpose Taxes	.87 871,000.00
Human Resources	162,793.00	State Aid Revenues	1,443,480.88	Veteran & Senior Citizen Taxes	46,350.00
Elections		Federal Aid Revenues		Total Taxes for Rate Computation	2.95 2,999,053.17
General Administration (other)	359,100.00			Special District Taxes	
JUDICIARY				Bank Corp. Taxes	
Municipal Courts	92,039.52	Sale of Acquired Property	276,908.18	Added and Omitted Taxes	9,995.68
PUBLIC SAFETY		Other Miscellaneous Revenues	4,846,642.88	Total Taxes Levied - ABSTRACT	2,962,698.85
Fire Protection	64,444.40	Total	5,100,642.88	Total Taxes Billed	2,966,700.56
Police Protection	921,558.00	Prior Years Surplus Appropriated	254,000.00	1993 TAXES COLLECTED	2,386,857.90
Civil Defense & Disaster Control	500.00	REVENUES TOTAL	5,100,642.88	1993 Taxes Cancelled, Abated or Adjusted	5,450.23
Environmental Inspection & Control	69,375.00	Reserve For Uncollected Taxes	554,992.00	Transfer to Tax Title Liens or Foreclosed	95,343.29
Other Public Safety		CAPITAL OUTLAY TOTAL	69,000.00	Balance Outstanding Dec. 31, 1993	479,049.14
PUBLIC WORKS				PRIOR YEARS TAXES OUTSTANDING	
Streets and Drainage	202,515.00	Public Enterprises		Balance January 1, 1993	430,754.59
Sewers and Sewage Processing		Recreation-Culture		Collected in 1993	369,970.86
Garbage and Trash Disposal	237,073.61	Public Works		Cancelled, Abated or Adjusted 1993	2,846.48
Public Buildings and Grounds	51,501.71	Buildings and Grounds	69,000.00	Transfers to Tax Title Liens or Foreclosed	31,181.55
Other Public Works		Library and Education		Balance December 31, 1993	26,755.70
HEALTH and WELFARE		Conservation		TAX TITLE LIENS OUTSTANDING	
Health Services Except Environmental	5,850.00	All Other		Balance January 1, 1993	262,594.73
Welfare-Public Assistance	8,425.00			Transfer From Taxes	130,937.41
Hospital, Clinics, First Aid	250.00	CAPITAL DEBT AUTHORIZED, DECEMBER 31, 1993		Redeemed in 1993	39,087.31
Animal, Insect, & Radent Control	3,775.00	ISSUED AND UNISSUED		Cancelled, Abated or Adjusted (1993)	
Other Welfare Services		School	1,520,311	Transfer to Foreclosed Property	
RECREATION and CONSERVATION		Self-Liquidating	921,339	Balance December 31, 1993	354,444.83
Beaches and Boardwalks		Other	921,339	PROPERTY ACQUIRED BY DEED OR FORECLOSURE	
Parks, Playgrounds, Shade Trees	3,400.00	Total	2,441,650	Balance January 1, 1993	600,600.00
Land Reclamation & Conservation	2,695.32	ISSUED AND OUTSTANDING		Transfers From Taxes or Liens	
Other Recreational Services	17,500.00	School	1,519,542.97	Sale For Cash (1993)	
EDUCATION (excluding schools)		Self-Liquidating	15,000.00	Cancelled, Abated or Adjusted (1993)	
Libraries	5,750.00	Other	1,534,542.97	Balance December 31, 1993	600,600.00
Other Educational Services		Total		CURRENT FINANCES DECEMBER 31, 1993	
STATUTORY EXPENDITURES		EQUALIZED VALUATION BASIS FOR NET DEBT COMPUTATION	89,930,651	ASSETS	
Pensions & F. I. C. A.	70,137.86	REAL PROPERTY VALUATIONS		Cash Dec. 31, 1993	514,785.01
Employee Fringe Benefits	226,900.00	Code Class # of Parcels % VALN	ASSESSED VALUATION	Taxes Receivable	505,804.84
Other Statutory Expenditures	7,500.00	1 Vacant Land 314 2.47	2,327,100.00	Tax Title Liens	354,444.83
CETA And Other Public Employment Programs		2 Residential 1232 71.60	67,421,350.00	Foreclosed Property	600,600.00
MUNICIPAL FUNCTIONS TOTAL	2,679,733.42	3 Farm 2 1.900.00	1,900.00	Emergencies & Other Deferred Charges	40,165.00
CAPITAL IMPROVEMENTS *MEMO*	100,000.00	4a Commercial 125 16.46	15,502,100.00	State and Federal Aid Receivable	
DEBT SERVICE		4b Industrial		Other Receivables	154,703.13
Principal Payments	83,400.00	4c Apartments 16 9.47	9,916,200.00	Total	2,170,507.81
Interest Payments	3,730.96	Total 1690	94,168,650.00	LIABILITIES, RESERVES, AND SURPLUS	
DEFERRED CHARGES	33,523.75	Land Area .90 Sq. Miles		Cash Liabilities	246,957.11
SCHOOL, COUNTY, SPECIAL DISTRICT TAXES	2,081,703.17	Net Valuation Taxable-Municipal	97,904,135	Reserves for Receivables	1,607,294.19
RESERVE FOR UNCOLLECTED TAXES	554,992.00	Net Valuation Taxable-County	98,538,577	Surplus Dec. 31, 1993	346,256.51
EXPENDITURES TOTAL	5,437,033.30	State Equalized Valuation	100,101,275	Total	2,170,507.81
		State Equalization Ratio	97.72		

0427

Population 1990 34,738
 Population 1993 35,033
 S & P Rating
 Moody Rating AAA

General Tax Rate Per \$100. 7.32
 State Equalized Tax Rate 2.77

PENNSAUKEN TOWNSHIP - CAMDEN CO.

Form of Government:

Town Council

Number of Members on Governing Body - 5

PER CAPITA

Gross Debt 1,231.14
 Net Debt 646.02
 Debt Service 125.98
 Total Tax Levy 1,243.03
 Municipal Expenditures 735.79

PER CENT:

Gross Debt 2.83
 Net Debt 1.48
 Tax Levy Collected 92.42
 Tax Levy Cancelled, Abated or Adjusted 1.89

EXPENDITURES		REVENUES-REALIZED		1993 PROPERTY TAX	
GENERAL GOVERNMENT				STATE EQUALIZED TAX RATE	
Governing Body & Public Boards		1993 Property Taxes Collected	40,254,901.88	Local District School Taxes 1.36	20,170,302.01
Municipal Clerk	119,010.00	1993 Payments in Lieu of Taxes		Regional & Consolidated School Tax	
Financial Administration	290,137.00	Delinquent Tax & Lien Collections	3,690,945.16	School Taxes in Municipal Budget	
Assessment of Taxes	190,912.00	Business Personalty Replacement Taxes	1,142,005.60	County Taxes	12,010,369.43
Collection of Taxes	165,699.00	Taxes From Public Utilities	4,014,574.71	County Library Taxes	
Planning, Housing & Development	111,426.00	Other Miscellaneous Tax Revenues		Local Municipal Purpose Taxes	8,960,304.00
Human Resources	315,366.00	State Aid Revenues	2,268,514.25	Veteran & Senior Citizen Taxes	486,550.00
Elections		Federal Aid Revenues		Total Taxes for Rate Computation	41,627,525.44
General Administration (other)	1,842,579.66			Special District Taxes	2,249,163.00
JUDICIARY				Bank Corp. Taxes	
Municipal Courts	524,010.32	Sale of Acquired Property	7,693,157.73	Added and Omitted Taxes	156,895.91
PUBLIC SAFETY		Other Miscellaneous Revenues	7,693,157.73	Total Taxes Levied - ABSTRACT	43,547,034.35
Fire Protection	941,070.75	Total	59,064,099.33	Total Taxes Billed	43,554,479.02
Police Protection	6,179,000.00	Prior Years Surplus Appropriated	50,000.00	1993 TAXES COLLECTED	40,254,901.88
Civil Defense & Disaster Control	13,795.00	REVENUES TOTAL	59,114,099.33	1993 Taxes Cancelled, Abated or Adjusted	823,410.08
Environmental Inspection & Control	646,703.00	Reserve For Uncollected Taxes	4,069,999.98	Transfer to Tax Title Liens or Foreclosed	
Other Public Safety		CAPITAL OUTLAY TOTAL	6,723,800.40	Balance Outstanding Dec. 31, 1993	2,476,167.06
PUBLIC WORKS				PRIOR YEARS TAXES OUTSTANDING	
Streets and Drainage	739,500.00	Public Enterprises	345,401.16	Balance January 1, 1993	3,825,292.00
Sewers and Sewage Processing		Recreation-Culture	263,359.17	Collected in 1993	3,420,390.42
Garbage and Trash Disposal		Public Works	713,403.72	Cancelled, Abated or Adjusted 1993	55,815.51
Public Buildings and Grounds	396,946.00	Buildings and Grounds	5,381,273.63	Transfers to Tax Title Liens or Foreclosed	6,257.75
Other Public Works	750,733.00	Library and Education	20,362.72	Balance December 31, 1993	342,328.32
HEALTH and WELFARE		Conservation		TAX TITLE LIENS OUTSTANDING	
Health Services Except Environmental	96,572.00	All Other		Balance January 1, 1993	590,683.34
Welfare-Public Assistance	50,255.00			Transfer From Taxes	7,004.31
Hospital, Clinics, First Aid				Redeemed In 1993	270,554.74
Animal, Insect, & Rodent Control				Cancelled, Abated or Adjusted (1993)	
Other Welfare Services				Transfer to Foreclosed Property	
RECREATION and CONSERVATION				Balance December 31, 1993	327,132.91
Beaches and Boardwalks	260.00			PROPERTY ACQUIRED BY DEED OR	
Parks, Playgrounds, Shade Trees	1,440.00			FORECLOSURE	
Land Reclamation & Conservation	16,875.00			Balance January 1, 1993	1,337,912.50
Other Recreational Services	155,060.00			Transfers From Taxes or Liens	
EDUCATION (excluding schools)				Sale For Cash (1993)	13,679.34
Libraries	566,023.00			Cancelled, Abated or Adjusted (1993)	20,120.66
Other Educational Services	10,000.00			Balance December 31, 1993	1,304,112.50
STATUTORY EXPENDITURES				CURRENT FINANCES DECEMBER 31, 1993	
Pensions & F. I. C. A.	858,500.00			ASSETS	
Employee Fringe Benefits	2,216,065.57			Cash Dec. 31, 1993	7,704,111.94
Other Statutory Expenditures				Taxes Receivable	2,818,995.38
CETA And Other Public Employment Programs				Tax Title Liens	327,132.91
MUNICIPAL FUNCTIONS TOTAL	17,197,938.30			Foreclosed Property	1,304,112.50
CAPITAL IMPROVEMENTS *ME 10*	100,000.00			Emergencies & Other Deferred Charges	162,636.63
DEBT SERVICE				State and Federal Aid Receivable	
Principal Payments	2,960,000.00			Other Receivables	270,869.25
Interest Payments	1,453,328.34			Total	12,587,858.61
DEFERRED CHARGES	95,549.38			LIABILITIES, RESERVES, AND SURPLUS	
SCHOOL, COUNTY, SPECIAL DISTRICT TAXES	34,429,834.44			Cash Liabilities	1,760,890.15
RESERVE FOR UNCOLLECTED TAXES	4,069,999.98			Reserves for Receivables	4,727,110.04
EXPENDITURES TOTAL	60,206,650.44			Surplus Dec. 31, 1993	6,105,858.42
				Total	12,587,858.61

1708

Population 1990 13,794
 Population 1993 13,642
 S & P Rating
 Moody Rating A

General Tax Rate Per \$100. 7.73
 State Equalized Tax Rate 1.96

PENNSVILLE TOWNSHIP - SALEM COUNTY

Form of Government:
 Township Council

Number of Members on Governing Body - 5

PER CAPITA:

Gross Debt 150.16
 Net Debt 150.16
 Debt Service 26.65
 Total Tax Levy 1,062.72
 Municipal Expenditures 631.91

PER CENT:

Gross Debt .29
 Net Debt .29
 Tax Levy Collected 93.72
 Tax Levy Cancelled, Abated or Adjusted .25

EXPENDITURES		REVENUES-REALIZED		1993 PROPERTY TAX	
GENERAL GOVERNMENT				STATE EQUALIZED TAX RATE 1.12	
Governing Body & Public Boards	62,000.00	1993 Property Taxes Collected 13,683,061.00		Local District School Taxes 8,310,027.51	
Municipal Clerk	59,950.00	1993 Payments in Lieu of Taxes 27,969.00		Regional & Consolidated School Tax	
Financial Administration	89,440.00	Delinquent Tax & Lien Collections 1,061,069.00		School Taxes in Municipal Budget	
Assessment of Taxes	49,750.00	Business Personalty Replacement Taxes 1,951,243.00		County Taxes .82 6,094,462.19	
Collection of Taxes	74,000.00	Taxes From Public Utilities 112,849.00		County Library Taxes	
Planning, Housing & Development	31,225.00	Other Miscellaneous Tax Revenues		Local Municipal Purpose Taxes .02 116,802.00	
Human Resources	191,521.00	State Aid Revenues 3,815,496.00		Veteran & Senior Citizen Taxes 152,150.00	
Elections		Federal Aid Revenues		Total Taxes for Rate Computation 1.96 14,673,441.70	
General Administration (other)	511,327.00			Special District Taxes	
JUDICIARY		Sale of Acquired Property 113,730.00		Bank Corp. Taxes	
Municipal Courts	104,900.00	Other Miscellaneous Revenues 1,218,640.00		Added and Omitted Taxes 71,830.00	
PUBLIC SAFETY		Total 21,984,057.00		Total Taxes Levied - ABSTRACT 14,593,121.70	
Fire Protection	204,227.00	Prior Years Surplus Appropriated 467,428.00		Total Taxes Billed 14,599,198.00	
Police Protection	1,882,923.00	REVENUES TOTAL 22,451,485.00		1993 TAXES COLLECTED 13,683,061.00	
Civil Defense & Disaster Control	26,773.00	Reserve For Uncollected Taxes 1,108,983.00		1993 Taxes Cancelled, Abated or Adjusted 37,122.00	
Environmental Inspection & Control		CAPITAL OUTLAY TOTAL 288,965.00		Transfer to Tax Title Liens or Foreclosed 97,455.00	
Other Public Safety				Balance Outstanding Dec. 31, 1993 781,560.00	
PUBLIC WORKS		Public Enterprises 112,688.00		PRIOR YEARS TAXES OUTSTANDING	
Streets and Drainage	1,071,900.00	Recreation-Culture 153,153.00		Balance January 1, 1993 958,026.00	
Sewers and Sewage Processing		Public Works 23,124.00		Collected in 1993 908,173.00	
Garbage and Trash Disposal	914,700.00			Cancelled, Abated or Adjusted 1993 25,523.00	
Public Buildings and Grounds	93,800.00			Transfers to Tax Title Liens or Foreclosed 20,885.00	
Other Public Works				Balance December 31, 1993 3,445.00	
HEALTH and WELFARE		CAPITAL DEBT AUTHORIZED, DECEMBER 31, 1993		TAX TITLE LIENS OUTSTANDING	
Health Services Except Environmental	114,130.00	ISSUED AND UNISSUED GROSS DEBT NET DEBT		Balance January 1, 1993 278,164.00	
Welfare-Public Assistance	11,110.00	School Self-Liquidating Other 2,048,500 2,048,500		Transfer From Taxes 120,009.00	
Hospital, Clinics, First Aid		Total 2,048,500 2,048,500		Redeemed In 1993 152,896.00	
Animal, Insect, & Rodent Control	20,175.00	ISSUED AND OUTSTANDING		Cancelled, Abated or Adjusted (1993) 2,158.00	
Other Welfare Services		School Self-Liquidating Other 1,928,854.00 1,928,854.00		Transfer to Foreclosed Property 243,119.00	
RECREATION and CONSERVATION		EQUALIZED VALUATION BASIS FOR NET DEBT COMPUTATION 720,978,499		Balance December 31, 1993	
Beaches and Boardwalks	25,000.00	REAL PROPERTY VALUATIONS		PROPERTY ACQUIRED BY DEED OR FORECLOSURE	
Parks, Playgrounds, Shaded Trees		Code Class # of Parcels % VAL'N ASSESSED VALUATION		Balance January 1, 1993 257,395.00	
Land Reclamation & Conservation	9,856.00	1 Vacant Land 1141 1.55 2,897,100.00		Transfers From Taxes or Liens	
Other Recreational Services	291,600.00	2 Residential 4368 52.05 97,251,100.00		Sale For Cash (1993) 113,730.00	
EDUCATION (excluding schools)		3 Farm 260 1.05 1,948,100.00		Cancelled, Abated or Adjusted (1993) 143,665.00	
Libraries	106,000.00	4a Commercial 186 8.84 16,511,200.00		CURRENT FINANCES DECEMBER 31, 1993	
Other Educational Services		4b Industrial 5 34.08 63,679,900.00		ASSETS	
STATUTORY EXPENDITURES		4c Apartments 8 2.44 4,565,700.00		Cash Dec. 31, 1993 5,048,610.00	
Pensions & F. I. C. A.	449,011.00	Total 5968 186,853,100.00		Taxes Receivable 745,005.00	
Employee Fringe Benefits	692,938.00	Land Area 23.10 Sq. Miles		Tax Title Liens 243,119.00	
Other Statutory Expenditures	5,000.00	Net Valuation Taxable-Municipal 187,934,899		Foreclosed Property 143,665.00	
CETA And Other Public Employment Programs		Net Valuation Taxable-County 796,348,653		Emergencies & Other Deferred Charges 230,150.00	
MUNICIPAL FUNCTIONS TOTAL 7,073,256.00		State Equalized Valuation 736,434,416		State and Federal Aid Receivable 115,793.00	
CAPITAL IMPROVEMENTS *MEMO* 50,000.00		State Equalization Ratio 25.41		Other Receivables 28,605.00	
DEBT SERVICE				Total 6,594,947.00	
Principal Payments 100,000.00				LIABILITIES, RESERVES, AND SURPLUS	
Interest Payments 263,528.00				Cash Liabilities 4,504,493.00	
DEFERRED CHARGES 74,764.00				Reserves for Receivables 1,200,394.00	
SCHOOL, COUNTY, SPECIAL DISTRICT TAXES 14,404,489.70				Surplus Dec. 31, 1993 890,060.00	
RESERVE FOR UNCOLLECTED TAXES 1,108,983.00				TOTAL 6,594,947.00	
EXPENDITURES TOTAL 23,025,020.70					

1431

Population 1990 12,844
 Population 1993 13,129
 S & P Rating
 Moody Rating AAA

General Tax Rate Per \$100. 3.48
 State Equalized Tax Rate 2.32

PEQUANNOCK TOWNSHIP - MORRIS CO.

Form of Government

Council-Manager Plan E (OMCL 50)

Number of Members on Governing Body - 5

PER CAPITA:

Gross Debt 730.07
 Net Debt 566.92
 Debt Service 40.25
 Total Tax Levy 1,641.84
 Municipal Expenditures 615.96

PER CENT:

Gross Debt 1.03
 Net Debt .79
 Tax Levy Collected 97.51
 Tax Levy Cancelled, Abated or Adjusted .32

EXPENDITURES		REVENUES-REALIZED		1993 PROPERTY TAX	
GENERAL GOVERNMENT		1993 Property Taxes Collected		STATE EQUALIZED TAX RATE 1.58	
Governing Body & Public Boards		1993 Payments in Lieu of Taxes	21,096,759.93	Local District School Taxes	14,629,529.50
Municipal Clerk	234,800.00	Delinquent Tax & Lien Collections	72,200.00	Regional & Consolidated School Tax	
Financial Administration	75,000.00	Business Personalty Replacement Taxes	491,733.87	School Taxes in Municipal Budget	
Assessment of Taxes		Taxes From Public Utilities	125,830.92	County Taxes	* 2,915,754.71
Collection of Taxes	87,295.00	Other Miscellaneous Tax Revenues	905,342.00	County Library Taxes	
Planning, Housing & Development	272,749.00	State Aid Revenues	824,455.87	Local Municipal Purpose Taxes	3,911,857.00
Human Resources		Federal Aid Revenues		Veteran & Senior Citizen Taxes	116,050.00
Elections	660,545.00			Total Taxes for Rate Computation	21,573,191.21
General Administration (other)				Special District Taxes	
JUDICIARY				Bank Corp. Taxes	
Municipal Courts	100,410.00			Added and Omitted Taxes	98,625.13
PUBLIC SAFETY				Total Taxes Levied - ABSTRACT	21,555,766.34
Fire Protection	126,088.00			Total Taxes Billed	21,635,807.68
Police Protection	1,712,238.00			1993 TAXES COLLECTED	21,096,759.93
Civil Defense & Disaster Control	4,760.00			1993 Taxes Cancelled, Abated or Adjusted	69,449.47
Environmental Inspection & Control	110,505.00			Transfer to Tax Title Liens or Foreclosed	11,536.20
Other Public Safety				Balance Outstanding Dec. 31, 1993	458,022.08
PUBLIC WORKS				PRIOR YEARS TAXES OUTSTANDING	
Streets and Drainage	319,490.00			Balance January 1, 1993	476,150.56
Sewers and Sewage Processing	214,600.00			Collected in 1993	471,798.87
Garbage and Trash Disposal				Cancelled, Abated or Adjusted 1993	2,029.18
Public Buildings and Grounds	222,335.00			Transfers to Tax Title Liens or Foreclosed	2,322.51
Other Public Works	59,030.00			Balance December 31, 1993	
HEALTH and WELFARE				TAX TITLE LIENS OUTSTANDING	
Health Services Except Environmental	388,390.00			Balance January 1, 1993	21,151.69
Welfare-Public Assistance	3,050.00			Transfer From Taxes	16,087.49
Hospital, Clinics, First Aid				Redeemed In 1993	19,935.00
Animal, Insect, & Rodent Control	11,750.00			Cancelled, Abated or Adjusted (1993)	
Other Welfare Services				Transfer to Foreclosed Property	
RECREATION and CONSERVATION				Balance December 31, 1993	17,304.18
Beaches and Boardwalks				PROPERTY ACQUIRED BY DEED OR	
Parks, Playgrounds, Shade Trees	315,670.00			FORECLOSURE	
Land Reclamation & Conservation	2,900.00			Balance January 1, 1993	696,450.00
Other Recreational Services	197,733.00			Transfers From Taxes or Liens	
EDUCATION (excluding schools)				Sale For Cash (1993)	31,425.17
Libraries	487,180.00			Cancelled, Abated or Adjusted (1993)	63,474.83
Other Educational Services				Balance December 31, 1993	601,550.00
STATUTORY EXPENDITURES				CURRENT FINANCES DECEMBER 31, 1993	
Pensions & F. I. C. A.	368,881.00			ASSETS	
Employee Fringe Benefits	391,000.00			Cash Dec. 31, 1993	2,847,174.26
Other Statutory Expenditures				Taxes Receivable	458,022.08
CETA And Other Public Employment Programs				Tax Title Liens	17,304.18
MUNICIPAL FUNCTIONS TOTAL	6,364,399.00			Foreclosed Property	601,550.00
CAPITAL IMPROVEMENTS *MEMO*	87,675.00			Emergencies & Other Deferred Charges	138,374.00
DEBT SERVICE				State and Federal Aid Receivable	27,023.59
Principal Payments	301,000.00			Other Receivables	110,782.58
Interest Payments	227,466.18			Total	4,200,235.69
DEFERRED CHARGES	23,500.00			LIABILITIES, RESERVES, AND SURPLUS	
SCHOOL, COUNTY, SPECIAL DISTRICT TAXES	17,545,284.21			Cash Liabilities	966,155.21
RESERVE FOR UNCOLLECTED TAXES	1,170,605.00			Reserves for Receivables	1,187,658.34
EXPENDITURES TOTAL	25,632,254.39			Surplus Dec. 31, 1993	2,166,421.64
				Total	4,200,235.69

1287 1000

*Includes County Health Services Taxes, County Vocational School Taxes, or County Open Space Tax. See Table 13.

Population 1990 41,967
 Population 1993 40,639
 S & P Rating
 Moody Rating BAA

General Tax Rate Per \$100. 2.48
 State Equalized Tax Rate 2.48

PERTH AMBOY CITY - MIDDLESEX COUNTY

Form of Government:

Mayor-Council Plan B (OMCL 50)

Number of Members on Governing Body - 5

PER CAPITA:
 Gross Debt 2,669.02
 Net Debt 1,299.56
 Debt Service 100.06
 Total Tax Levy 910.14
 Municipal Expenditures 879.73

PER CENT:
 Gross Debt 6.72
 Net Debt 3.27
 Tax Levy Collected 92.37
 Tax Levy Cancelled, Abated or Adjusted 1.49

EXPENDITURES		REVENUES-REALIZED		1993 PROPERTY TAX	
GENERAL GOVERNMENT		1993 Property Taxes Collected		STATE EQUALIZED TAX RATE 1.20	
Governing Body & Public Boards	149,350.00	1993 Payments in Lieu of Taxes	37,533,131.30	Local District School Taxes	17,781,512.00
Municipal Clerk	206,500.00	Delinquent Tax & Lien Collections	170,155.15	Regional & Consolidated School Tax	
Financial Administration	1,002,468.00	Business Personalty Replacement Taxes	1,319,275.99	School Taxes in Municipal Budget	
Assessment of Taxes	257,000.00	Taxes From Public Utilities	1,672,438.88	County Taxes	6,403,991.09
Collection of Taxes		Other Miscellaneous Tax Revenues	1,563,747.00	County Library Taxes	
Planning, Housing & Development	45,600.00	State Aid Revenues	9,105,829.82	Local Municipal Purpose Taxes	12,661,152.00
Human Resources	1,226,855.00	Federal Aid Revenues	1,500,000.00	Veteran & Senior Citizen Taxes	292,750.00
Elections	13,000.00			Total Taxes for Rate Computation	37,139,405.09
General Administration (other)	2,246,842.00			Special District Taxes	81,500.00
JUDICIARY				Bank Corp. Taxes	
Municipal Courts	676,888.95	Sale of Acquired Property		Added and Omitted Taxes	59,062.08
PUBLIC SAFETY		Other Miscellaneous Revenues	3,763,073.42	Total Taxes Levied - ABSTRACT	36,987,217.17
Fire Protection	2,739,721.00	Total	56,627,651.56	Total Taxes Billed	40,633,436.40
Police Protection	6,619,359.92	Prior Years Surplus Appropriated	969,944.42	1993 TAXES COLLECTED	37,533,131.30
Civil Defense & Disaster Control	20,500.00	REVENUES	57,597,595.98	1993 Taxes Cancelled, Abated or Adjusted	606,026.64
Environmental Inspection & Control	1,072,500.00	Reserve For Uncollected Taxes	4,000,000.00	Transfer to Tax Title Liens or Foreclosed	6,315.31
Other Public Safety		CAPITAL OUTLAY	2,858,284.80	Balance Outstanding Dec. 31, 1993	2,487,963.15
PUBLIC WORKS		TOTAL		PRIOR YEARS TAXES OUTSTANDING	
Streets and Drainage	1,427,827.00	Public Enterprises	1,697,081.97	Balance January 1, 1993	1,386,171.94
Sewers and Sewage Processing	2,842,450.00	Recreation-Culture	194,988.88	Collected in 1993	986,123.18
Garbage and Trash Disposal		Public Works		Cancelled, Abated or Adjusted 1993	237,590.32
Public Buildings and Grounds	681,600.00	Buildings and Grounds	966,213.95	Transfers to Tax Title Liens or Foreclosed	3,334.84
Other Public Works		Library and Education		Balance December 31, 1993	159,123.60
HEALTH and WELFARE		Conservation		TAX TITLE LIENS OUTSTANDING	
Health Services Except Environmental	239,200.00	All Other		Balance January 1, 1993	1,881,110.61
Welfare-Public Assistance	268,850.00	CAPITAL DEBT AUTHORIZED, DECEMBER 31, 1993		Transfer From Taxes	9,650.15
Hospital, Clinics, First Aid	74,250.00	ISSUED AND UNISSUED		Redeemed In 1993	333,152.81
Animal, Insect, & Rodent Control	62,900.00	School	32,559,000	Cancelled, Abated or Adjusted (1993)	28,849.86
Other Welfare Services		Self-Liquidating	23,094,744	Transfer to Foreclosed Property	
RECREATION and CONSERVATION		Other	52,812,651	Balance December 31, 1993	1,528,758.09
Beaches and Boardwalks		Total	108,466,395	PROPERTY ACQUIRED BY DEED OR FORECLOSURE	
Parks, Playgrounds, Shade Trees	474,575.00	ISSUED AND OUTSTANDING		Balance January 1, 1993	388,200.00
Land Reclamation & Conservation	12,280.21	School	16,159,000.00	Transfers From Taxes or Liens	
Other Recreational Services	232,400.00	Self-Liquidating	21,269,000.00	Sale For Cash (1993)	
EDUCATION (excluding schools)		Other	50,230,000.00	Cancelled, Abated or Adjusted (1993)	
Libraries	666,200.00	Total	87,658,000.00	Balance December 31, 1993	388,200.00
Other Educational Services	1,524,250.00	EQUALIZED VALUATION BASIS		CURRENT FINANCES DECEMBER 31, 1993	
STATUTORY EXPENDITURES		FOR NET DEBT COMPUTATION	1,614,410.109	ASSETS	
Pensions & F. I. C. A.	897,850.00	REAL PROPERTY VALUATIONS		Cash Dec. 31, 1993	2,956,491.74
Employee Fringe Benefits	1,929,150.00	Code Class # of Parcels % VALN		Taxes Receivable	2,647,086.75
Other Statutory Expenditures	30,000.00	1 Vacant Land 355 1.37		Tax Title Liens	1,528,758.09
CETA And Other Public Employment Programs		2 Residential 7118 53.99		Foreclosed Property	388,200.00
MUNICIPAL FUNCTIONS		3 Farm		Emergencies & Other Deferred Charges	1,476,565.04
CAPITAL IMPROVEMENTS	1.00	4a Commercial 867 15.08		State and Federal Aid Receivable	198,678.64
DEBT SERVICE		4b Industrial 190 24.64		Other Receivables	829,684.54
Principal Payments	955,000.00	4c Apartments 143 4.91		Total	10,015,464.80
Interest Payments	3,111,171.97	Total 8673		LIABILITIES, RESERVES, AND SURPLUS	
DEFERRED CHARGES	46,901.92	Land Area 4.55 Sq. Miles		Cash Liabilities	4,621,735.42
SCHOOL, COUNTY, SPECIAL DISTRICT TAXES	24,267,003.09	Net Valuation Taxable-Municipal	1,437,498.985	Reserves for Receivables	5,393,729.38
RESERVE FOR UNCOLLECTED TAXES	4,000,000.00	Net Valuation Taxable-County	1,563,380.627	Surplus Dec. 31, 1993	
EXPENDITURES		State Equalized Valuation	1,437,818.315	Total	10,015,464.80
TOTAL	60,020,444.06	State Equalization Ratio	100.00		

2119

Population 1990 15,757
 Population 1993 15,873
 S & P Rating
 Moody Rating

General Tax Rate Per \$100. 2.35
 State Equalized Tax Rate 2.44

PHILLIPSBURG TOWN - WARREN COUNTY

Form of Government:

Council-Manager Plan B (OMCL 50)

Number of Members on Governing Body - 5

PER CAPITA:

Gross Debt 2,114.10
 Net Debt 465.33
 Debt Service 47.69
 Total Tax Levy 945.19
 Municipal Expenditures 582.58

PER CENT.

Gross Debt 6.02
 Net Debt 1.33
 Tax Levy Collected 88.33
 Tax Levy Cancelled, Abated or Adjusted 3.68

EXPENDITURES		REVENUES-REALIZED		1993 PROPERTY TAX	
GENERAL GOVERNMENT				STATE EQUALIZED TAX RATE	
Governing Body & Public Boards	77,547.00	1993 Property Taxes Collected		Local District School Taxes	1.13 6,168,950.00
Municipal Clerk	80,050.00	1993 Payments in Lieu of Taxes		Regional & Consolidated School Tax	
Financial Administration	66,010.00	Delinquent Tax & Lien Collections		School Taxes in Municipal Budget	
Assessment of Taxes	83,643.00	Business Personalty Replacement Taxes		County Taxes	.64 3,482,002.09
Collection of Taxes	62,960.00	Taxes From Public Utilities		County Library Taxes	
Planning, Housing & Development		Other Miscellaneous Tax Revenues		Local Municipal Purpose Taxes	.67 3,643,221.64
Human Resources	288,608.00	State Aid Revenues		Veteran & Senior Citizen Taxes	210,900.00
Elections	8,134.00	Federal Aid Revenues		Total Taxes for Rate Computation	2.44 13,505,073.73
General Administration (other)	817,284.62			Special District Taxes	
JUDICIARY		Sole of Acquired Property		Bank Corp. Taxes	
Municipal Courts	154,796.00	Other Miscellaneous Revenues		Added and Omitted Taxes	121,585.98
PUBLIC SAFETY				Total Taxes Levied - ABSTRACT	13,415,759.71
Fire Protection	148,573.00	Prior Years Surplus Appropriated		Total Taxes Billed	13,463,563.65
Police Protection	1,618,783.40	REVENUES TOTAL		1993 TAXES COLLECTED	11,892,107.96
Civil Defense & Disaster Control	4,500.00	Reserve For Uncollected Taxes		1993 Taxes Cancelled, Abated or Adjusted	495,044.72
Environmental Inspection & Control	425,384.00	CAPITAL OUTLAY TOTAL		Transfer to Tax Title Liens or Foreclosed	125,150.87
Other Public Safety				Balance Outstanding Dec. 31, 1993	951,260.10
PUBLIC WORKS		Public Enterprises		PRIOR YEARS TAXES OUTSTANDING	
Streets and Drainage	175,000.00	Recreation-Culture		Balance January 1, 1993	962,510.71
Sewers and Sewage Processing	42,500.00	Public Works		Collected in 1993	827,764.20
Garbage and Trash Disposal	740,000.00	Buildings and Grounds		Cancelled, Abated or Adjusted 1993	22,468.30
Public Buildings and Grounds	146,670.00	Library and Education		Transfers to Tax Title Liens or Foreclosed	112,028.21
Other Public Works	928,895.00	Conservation		Balance December 31, 1993	250.00
HEALTH and WELFARE		All Other		TAX TITLE LIENS OUTSTANDING	
Health Services Except Environmental		CAPITAL DEBT AUTHORIZED, DECEMBER 31, 1993		Balance January 1, 1993	250,592.34
Welfare-Public Assistance	18,202.00	ISSUED AND UNISSUED		Transfer From Taxes	254,789.12
Hospital, Clinics, First Aid		GROSS DEBT		Redeemed In 1993	145,063.54
Animal, Insect, & Rodent Control	12,000.00	NET DEBT		Cancelled, Abated or Adjusted (1993)	48,190.99
Other Welfare Services	61,471.90			Transfer to Foreclosed Property	38,794.18
RECREATION and CONSERVATION		ISSUED AND OUTSTANDING		Balance December 31, 1993	273,332.75
Beaches and Boardwalks		School		PROPERTY ACQUIRED BY DEED OR FORECLOSURE	
Parks, Playgrounds, Shade Trees	94,667.00	Self-Liquidating		Balance January 1, 1993	820,701.62
Land Reclamation & Conservation		Other		Transfers From Taxes or Liens	53,768.38
Other Recreational Services	90,099.06	Total		Sale For Cash (1993)	
EDUCATION (excluding schools)		EQUALIZED VALUATION BASIS		Cancelled, Abated or Adjusted (1993)	
Libraries	371,250.00	FOR NET DEBT COMPUTATION		Balance December 31, 1993	874,470.00
Other Educational Services		REAL PROPERTY VALUATIONS		CURRENT FINANCES DECEMBER 31, 1993	
STATUTORY EXPENDITURES		ASSESSED VALUATION		ASSETS	
Pensions & F. I. C. A.	324,225.54	Code Class # of Parcels % VAL'N		Cash Dec. 31, 1993	3,092,982.77
Employee Fringe Benefits	459,752.00	1 Vacant Land 243 1.68		Taxes Receivable	951,510.10
Other Statutory Expenditures	12,248.00	2 Residential 4424 67.93		Tax Title Liens	273,332.75
CETA And Other Public Employment Programs		3 Farm 2 .01		Foreclosed Property	874,470.00
MUNICIPAL FUNCTIONS TOTAL	7,318,254.52	4a Commercial 324 14.19		Emergencies & Other Deferred Charges	200,000.00
CAPITAL IMPROVEMENTS *MEMO*	37,025.00	4b Industrial 36 12.46		State and Federal Aid Receivable	
DEBT SERVICE		4c Apartments 37 3.73		Other Receivables	17,766.13
Principal Payments	554,738.82	Total 5066		Total	5,410,061.75
Interest Payments	202,176.89	Land Area 2.90 Sq. Miles		LIABILITIES, RESERVES, AND SURPLUS	
DEFERRED CHARGES		Net Valuation Taxable-Municipal		Cash Liabilities	1,232,086.75
SCHOOL, COUNTY, SPECIAL DISTRICT TAXES	9,650,952.09	Net Valuation Taxable-County		Reserves for Receivables	2,060,896.02
RESERVE FOR UNCOLLECTED TAXES	1,172,120.05	State Equalized Valuation		Surplus Dec. 31, 1993	2,117,078.98
EXPENDITURES TOTAL	19,898,242.37	State Equalization Ratio		Total	5,410,061.75

1709

Population 1990 **3,250**
 Population 1993 **3,413**
 S & P Rating
 Maady Rating

General Tax Rate Per \$100. **2.72**
 State Equalized Tax Rate **1.85**

PILESGROVE TOWNSHIP - SALEM COUNTY

Form of Government:
Township Committee
 Number of Members on Governing Body - 3

PER CAPITA:
 Gross Debt **639.07**
 Net Debt **27.83**
 Debt Service
 Total Tax Levy **960.63**
 Municipal Expenditures **387.19**

PER CENT:
 Gross Debt **1.43**
 Net Debt **.06**
 Tax Levy Collected **95.84**
 Tax Levy Cancelled, Abated or Adjusted **.07**

EXPENDITURES		REVENUES-REALIZED		1993 PROPERTY TAX	
GENERAL GOVERNMENT				STATE EQUALIZED TAX RATE	
Governing Body & Public Boards		1993 Property Taxes Collected	3,030,048.38	Local District School Taxes	
Municipal Clerk		1993 Payments in Lieu of Taxes		Regional & Consolidated School Tax	1.12
Financial Administration	42,055.00	Delinquent Tax & Lien Collections	171,656.49	School Taxes in Municipal Budget	
Assessment of Taxes	14,195.47	Business Personalty Replacement Taxes		County Taxes	.78
Collection of Taxes	27,070.80	Taxes From Public Utilities	372,168.00	County Library Taxes	
Planning, Housing & Development	84,657.48	Other Miscellaneous Tax Revenues		Local Municipal Purpose Taxes	
Human Resources	14,622.17	State Aid Revenues	205,549.56	Veteran & Senior Citizen Taxes	
Elections		Federal Aid Revenues		Total Taxes for Rate Computation	1.90
General Administration (other)	239,070.29			Special District Taxes	
JUDICIARY		Sale of Acquired Property		Bank Corp. Taxes	
Municipal Courts	32,492.04	Other Miscellaneous Revenues	302,361.39	Added and Omitted Taxes	
PUBLIC SAFETY		Total	4,081,783.82	Total Taxes Levied - ABSTRACT	82,416.48
Fire Protection	76,512.30	Prior Years Surplus Appropriated	599,975.13	Total Taxes Billed	3,278,638.17
Police Protection	11,000.00	REVENUES	4,681,758.95	1993 TAXES COLLECTED	3,030,048.38
Civil Defense & Disaster Control	5,120.00	Reserve For Uncollected Taxes	199,500.00	1993 Taxes Cancelled, Abated or Adjusted	2,260.48
Environmental Inspection & Control	49,903.59			Transfer to Tax Title Liens or Foreclosed	1,816.96
Other Public Safety		CAPITAL OUTLAY	28,878.08	Balance Outstanding Dec. 31, 1993	127,425.75
PUBLIC WORKS		TOTAL	28,878.08	PRIOR YEARS TAXES OUTSTANDING	
Streets and Drainage	232,304.80	Public Enterprises		Balance January 1, 1993	190,404.99
Sewers and Sewage Processing	94,000.00	Recreation-Culture	28,878.08	Collected in 1993	166,371.70
Garbage and Trash Disposal	8,000.00	Public Works		Cancelled, Abated or Adjusted 1993	1,848.99
Public Buildings and Grounds	27,170.68	Buildings and Grounds		Transfers to Tax Title Liens or Foreclosed	3,703.53
Other Public Works	30,000.00	Library and Education		Balance December 31, 1993	18,480.77
HEALTH and WELFARE		Conservation		TAX TITLE LIENS OUTSTANDING	
Health Services Except Environmental	2,676.12	All Other		Balance January 1, 1993	9,932.17
Welfare-Public Assistance	3,195.00			Transfer From Taxes	6,010.89
Hospital, Clinics, First Aid	1,000.00	CAPITAL DEBT AUTHORIZED, DECEMBER 31, 1993		Redeemed In 1993	5,284.79
Animal, Insect, & Rodent Control	4,000.00	ISSUED AND UNISSUED		Cancelled, Abated or Adjusted (1993)	
Other Welfare Services		School	2,253,391	Transfer to Foreclosed Property	
RECREATION and CONSERVATION		Self-Liquidating		Balance December 31, 1993	10,658.27
Beaches and Boardwalks		Other	95,000	PROPERTY ACQUIRED BY DEED OR	
Parks, Playgrounds, Shade Trees		Total	2,348,391	FORECLOSURE	
Land Reclamation & Conservation	25,000.00			Balance January 1, 1993	1,400.00
Other Recreational Services		ISSUED AND OUTSTANDING		Transfers From Taxes or Liens	
EDUCATION (excluding schools)		School	2,253,391.76	Sale For Cash (1993)	
Libraries	6,000.00	Self-Liquidating		Cancelled, Abated or Adjusted (1993)	
Other Educational Services		Other	77,848.72	Balance December 31, 1993	1,400.00
STATUTORY EXPENDITURES		Total	2,331,240.48	CURRENT FINANCES DECEMBER 31, 1993	
Pensions & F. I. C. A.	28,771.73	EQUALIZED VALUATION BASIS		ASSETS	
Employee Fringe Benefits	38,500.00	FOR NET DEBT COMPUTATION	163,669.029	Cash Dec. 31, 1993	2,918,227.46
Other Statutory Expenditures	1,000.00	REAL PROPERTY VALUATIONS		Taxes Receivable	145,906.52
CETA And Other Public Employment Programs		Code Class # of Parcels % VAL'N	ASSESSED VALUATION	Tax Title Liens	10,658.27
MUNICIPAL FUNCTIONS		1 Vacant Land 262 1.76	1,991,100.00	Foreclosed Property	1,400.00
CAPITAL IMPROVEMENTS	1,098,307.47	2 Residential 914 66.22	74,781,050.00	Emergencies & Other Deferred Charges	11,550.43
DEBT SERVICE	95,000.00	3 Farm 640 21.38	24,142,200.00	State and Federal Aid Receivable	
Principal Payments		4a Commercial 56 8.38	9,453,600.00	Other Receivables	6,958.50
Interest Payments		4b Industrial 3 2.11	2,385,900.00	Total	3,094,701.19
		4c Apartments 3 .15	173,000.00	LIABILITIES, RESERVES, AND SURPLUS	
		Total 1878	112,931,850.00	Cash Liabilities	1,469,620.59
DEFERRED CHARGES	23,678.83	Land Area 36.10 Sq. Miles		Reserves for Receivables	164,923.29
SCHOOL, COUNTY, SPECIAL DISTRICT TAXES	3,196,221.69	Net Valuation Taxable-Municipal	114,078,252	Surplus Dec. 31, 1993	1,460,157.30
RESERVE FOR UNCOLLECTED TAXES	199,500.00	Net Valuation Taxable-County	170,265,064	Total	3,094,701.19
EXPENDITURES	4,517,797.99	State Equalized Valuation	167,565,279		
TOTAL		State Equalization Ratio	67.36		

Population 1990 1,954
 Population 1993 1,963
 S & P Rating
 Maady Rating

General Tax Rate Per \$100. 1.78
 State Equalized Tax Rate 1.94

PINE BEACH BOROUGH - OCEAN COUNTY

Form of Government:
 Borough Council

Number of Members on Governing Body - 6

PER CAPITA

Gross Debt 2,341.15
 Net Debt 701.56
 Debt Service 15.39
 Total Tax Levy 1,144.06
 Municipal Expenditures 571.83

PER CENT:

Gross Debt 3.95
 Net Debt 1.19
 Tax Levy Collected 95.13
 Tax Levy Cancelled, Abated or Adjusted .35

EXPENDITURES		REVENUES-REALIZED		1993 PROPERTY TAX	
GENERAL GOVERNMENT				STATE EQUALIZED TAX RATE	
Governing Body & Public Boards				Local District School Taxes	
Municipal Clerk				Regional & Consolidated School Tax 1.18	1,362,056.68
Financial Administration	30,116.67	1993 Property Taxes Collected	2,138,352.27	School Taxes in Municipal Budget	
Assessment of Taxes	8,023.24	1993 Payments in Lieu of Taxes		County Taxes .45	* 518,860.41
Collection of Taxes	8,873.24	Delinquent Tax & Lien Collections	95,052.15	County Library Taxes .04	44,019.83
Planning, Housing & Development	7,146.96	Business Personalty Replacement Taxes	3,011.56	Local Municipal Purpose Taxes .27	315,541.16
Human Resources	72,832.00	Taxes From Public Utilities	217,158.00	Veteran & Senior Citizen Taxes	25,550.00
Elections		Other Miscellaneous Tax Revenues		Total Taxes for Rate Computation 1.94	2,266,028.08
General Administration (other)	106,653.35	State Aid Revenues	131,626.26	Special District Taxes	
JUDICIARY		Federal Aid Revenues		Bank Corp. Taxes	
Municipal Courts	14,105.94			Added and Omitted Taxes	5,317.69
PUBLIC SAFETY		Sale of Acquired Property		Total Taxes Levied - ABSTRACT	2,245,795.77
Fire Protection	9,371.20	Other Miscellaneous Revenues	121,942.85	Total Taxes Billed	2,246,676.57
Police Protection	259,562.14		Total 2,707,143.09	1993 TAXES COLLECTED	2,138,352.27
Civil Defense & Disaster Control	5,000.00	Prior Years Surplus Appropriated	340,000.00	1993 Taxes Cancelled, Abated or Adjusted	7,928.10
Environmental Inspection & Control	2,000.00	REVENUES TOTAL	3,047,143.09	Transfer to Tax Title Liens or Foreclosed	4,752.60
Other Public Safety		Reserve For Uncollected Taxes	157,229.58	Balance Outstanding Dec. 31, 1993	95,663.60
PUBLIC WORKS		CAPITAL OUTLAY TOTAL	125,502.86	PRIOR YEARS TAXES OUTSTANDING	
Streets and Drainage	37,500.00			Balance January 1, 1993	97,498.07
Sewers and Sewage Processing	25,600.88	Public Enterprises		Collected in 1993	95,052.15
Garbage and Trash Disposal	136,100.75	Recreation-Culture		Cancelled, Abated or Adjusted 1993	
Public Buildings and Grounds	6,000.00	Public Works	124,865.53	Transfers to Tax Title Liens or Foreclosed	1,119.24
Other Public Works	44,796.21	Buildings and Grounds	637.33	Balance December 31, 1993	1,326.68
HEALTH and WELFARE		Library and Education		TAX TITLE LIENS OUTSTANDING	
Health Services Except Environmental	300.00	Conservation		Balance January 1, 1993	12,546.47
Welfare-Public Assistance	2,535.00	All Other		Transfer From Taxes	5,871.84
Hospital, Clinics, First Aid		CAPITAL DEBT AUTHORIZED, DECEMBER 31, 1993		Redeemed In 1993	
Animal, Insect, & Rodent Control	2,184.00	ISSUED AND UNISSUED		Cancelled, Abated or Adjusted (1993)	30.00
Other Welfare Services		School	181,626	Transfer to Foreclosed Property	
RECREATION and CONSERVATION		Self-Liquidating	3,852,148	Balance December 31, 1993	18,388.31
Beaches and Boardwalks	11,732.08	Other	561,905	PROPERTY ACQUIRED BY DEED OR	
Parks, Playgrounds, Shade Trees	1,900.00	Total	4,595,680	FORECLOSURE	
Land Reclamation & Conservation				Balance January 1, 1993	
Other Recreational Services	1,000.00	ISSUED AND OUTSTANDING		Transfers From Taxes or Liens	
EDUCATION (excluding schools)		School	181,626.97	Sale For Cash (1993)	
Libraries		Self-Liquidating	2,314,559.07	Cancelled, Abated or Adjusted (1993)	
Other Educational Services		Other	192,069.00	Balance December 31, 1993	
STATUTORY EXPENDITURES		Total	2,688,255.04	CURRENT FINANCES DECEMBER 31, 1993	
Pensions & F. I. C. A.	37,500.00	EQUALIZED VALUATION BASIS		ASSETS	
Employee Fringe Benefits	80,524.76	FOR NET DEBT COMPUTATION	116,085,539	Cash Dec. 31, 1993	569,930.15
Other Statutory Expenditures	2,500.00	REAL PROPERTY VALUATIONS		Taxes Receivable	96,990.28
CETA And Other Public Employment Programs		Code Class # of Parcels % VAL'N	ASSESSED VALUATION	Tax Title Liens	18,388.31
MUNICIPAL FUNCTIONS TOTAL	913,858.42	1 Vacant Land 72 2.34	2,943,500.00	Foreclosed Property	
CAPITAL IMPROVEMENTS *MEMO*	20,000.00	2 Residential 800 93.27	117,305,100.00	Emergencies & Other Deferred Charges	17,421.50
DEBT SERVICE		3 Farm		State and Federal Aid Receivable	204.11
Principal Payments	22,000.00	4a Commercial 20 4.22	5,310,000.00	Other Receivables	264,018.00
Interest Payments	8,211.15	4b Industrial		Total	966,952.35
		4c Apartments 1 .16	205,300.00	LIABILITIES, RESERVES, AND SURPLUS	
DEFERRED CHARGES		Total 893	125,763,900.00	Cash Liabilities	295,343.63
SCHOOL, COUNTY, SPECIAL DISTRICT TAXES	21,199.38	Land Area .60 Sq. Miles		Reserves for Receivables	379,396.59
SCHOOL, COUNTY, SPECIAL DISTRICT TAXES	1,924,936.92	Net Valuation Taxable-Municipal	126,061,804	Surplus Dec. 31, 1993	302,212.13
RESERVE FOR UNCOLLECTED TAXES	157,229.58	Net Valuation Taxable-County	117,309,398	Total	966,952.35
EXPENDITURES TOTAL	3,047,435.45	State Equalized Valuation	115,667,044		
		State Equalization Ratio	109.01		

0428

Population 1990 9,854
 Population 1993 10,199
 S & P Rating
 Moody Rating

General Tax Rate Per \$100.

6.89

State Equalized Tax Rate

3.00

PINE HILL BOROUGH - CAMDEN COUNTY

Form of Government:

Borough Council

Number of Members on Governing Body - 6

PER CAPITA

Gross Debt 819.72
 Net Debt 281.39
 Debt Service 41.64
 Total Tax Levy 720.35
 Municipal Expenditures 449.02

PER CENT

Gross Debt 3.82
 Net Debt 1.31
 Tax Levy Collected 92.60
 Tax Levy Cancelled, Abated or Adjusted 1.19

EXPENDITURES		REVENUES-REALIZED		1993 PROPERTY TAX	
GENERAL GOVERNMENT				STATE EQUALIZED TAX RATE .86	
Governing Body & Public Boards	12,250.00	1993 Property Taxes Collected 6,811,545.55		Local District School Taxes .86	1,931,319.50
Municipal Clerk		1993 Payments in Lieu of Taxes 326,203.13		Regional & Consolidated School Tax .57	1,276,837.09
Financial Administration	148,100.00	Delinquent Tax & Lien Collections 477,938.21		School Taxes in Municipal Budget	
Assessment of Taxes	146,085.00	Business Personality Replacement Taxes 9,757.36		County Taxes .81	1,804,535.45
Collection of Taxes	88,550.00	Taxes From Public Utilities 508,752.00		County Library Taxes .03	66,034.05
Planning, Housing & Development	26,175.00	Other Miscellaneous Tax Revenues 755,595.75		Local Municipal Purpose Taxes .74	1,647,238.54
Human Resources	50,267.56			Veteran & Senior Citizen Taxes	60,250.00
Elections	5,425.45			Total Taxes for Rate Computation 3.01	6,786,214.63
General Administration (other)	346,812.24	Federal Aid Revenues		Special District Taxes	274,778.20
JUDICIARY		Sale of Acquired Property		Bank Corp. Taxes	
Municipal Courts	78,600.00	Other Miscellaneous Revenues		Added and Omitted Taxes	346,107.71
PUBLIC SAFETY		Total 9,612,111.65		Total Taxes Levied - ABSTRACT	7,346,850.54
Fire Protection	9,600.00	Prior Years Surplus Appropriated 410,000.00		Total Taxes Billed	7,355,969.10
Police Protection	936,607.65	REVENUES TOTAL 10,022,111.65		1993 TAXES COLLECTED	6,811,545.55
Civil Defense & Disaster Control		Reserve For Uncollected Taxes 645,000.00		1993 Taxes Cancelled, Abated or Adjusted	14,172.13
Environmental Inspection & Control	150,500.00	CAPITAL OUTLAY TOTAL 152,655.52		Transfer to Tax Title Liens or Foreclosed	101,322.44
Other Public Safety				Balance Outstanding Dec. 31, 1993	428,928.98
PUBLIC WORKS				PRIOR YEARS TAXES OUTSTANDING	
Streets and Drainage	412,572.10	Public Enterprises		Balance January 1, 1993	415,226.99
Sewers and Sewage Processing		Recreation-Culture		Collected in 1993	395,960.47
Garbage and Trash Disposal	578,000.00	Public Works 73,624.88		Cancelled, Abated or Adjusted 1993	400.40
Public Buildings and Grounds		Buildings and Grounds 79,030.64		Transfers to Tax Title Liens or Foreclosed	7,112.54
Other Public Works	23,000.00	Library and Education		Balance December 31, 1993	11,753.58
HEALTH and WELFARE		Conservation		TAX TITLE LIENS OUTSTANDING	
Health Services Except Environmental	200.00	All Other		Balance January 1, 1993	712,056.83
Welfare-Public Assistance	3,503.96	CAPITAL DEBT AUTHORIZED, DECEMBER 31, 1993		Transfer From Taxes	108,764.46
Hospital, Clinics, First Aid		ISSUED AND UNISSUED GROSS DEBT NET DEBT		Redeemed In 1993	81,977.74
Animal, Insect, & Rodent Control	3,400.00	School 5,614,184 123,736		Cancelled, Abated or Adjusted (1993)	93.32
Other Welfare Services		Self-Liquidating		Transfer to Foreclosed Property	
RECREATION and CONSERVATION		Other 2,746,152 2,746,152		Balance December 31, 1993	738,750.23
Beaches and Boardwalks		Total 8,360,337 2,869,939		PROPERTY ACQUIRED BY DEED OR FORECLOSURE	
Parks, Playgrounds, Shade Trees	13,000.00	ISSUED AND OUTSTANDING		Balance January 1, 1993	62,200.00
Land Reclamation & Conservation	60,017.74	School 5,614,184.59		Transfers From Taxes or Liens	
Other Recreational Services	5,091.27	Self-Liquidating		Sale For Cash (1993)	
EDUCATION (excluding schools)		Other 2,430,722.94		Cancelled, Abated or Adjusted (1993)	
Libraries		Total 8,044,907.53		Balance December 31, 1993	62,200.00
Other Educational Services		EQUALIZED VALUATION BASIS		CURRENT FINANCES DECEMBER 31, 1993	
STATUTORY EXPENDITURES		FOR NET DEBT COMPUTATION 219,048,546		ASSETS	
Pensions & F. I. C. A.	181,680.25	REAL PROPERTY VALUATIONS		Cash Dec. 31, 1993	1,592,101.03
Employee Fringe Benefits	208,857.24	Code Class # of Parcels % VAL'N ASSESSED VALUATION		Taxes Receivable	440,682.56
Other Statutory Expenditures	20,000.00	1 Vacant Land 718 5.03 4,887,400.00		Tax Title Liens	738,750.23
CETA And Other Public Employment Programs		2 Residential 2341 82.17 79,799,850.00		Foreclosed Property	62,200.00
MUNICIPAL FUNCTIONS TOTAL 3,508,295.46		3 Farm 8 .34 329,600.00		Emergencies & Other Deferred Charges	
CAPITAL IMPROVEMENTS *MEMO* 20,000.00		4a Commercial 42 3.55 3,448,590.00		State and Federal Aid Receivable	3,294.03
DEBT SERVICE		4b Industrial 5 .61 589,900.00		Other Receivables	207,266.03
Principal Payments	265,077.30	4c Apartments 6 3.30 8,065,900.00		Total	3,044,293.93
Interest Payments	159,574.20	Total 3120 97,121,240.00		LIABILITIES, RESERVES, AND SURPLUS	
DEFERRED CHARGES		Land Area 3.97 Sq. Miles		Cash Liabilities	617,838.50
SCHOOL, COUNTY, SPECIAL DISTRICT TAXES	5,353,504.29	Net Valuation Taxable-Municipal 97,638,186		Reserves for Receivables	1,315,533.62
RESERVE FOR UNCOLLECTED TAXES	645,000.00	Net Valuation Taxable-County 227,613,794		Surplus Dec. 31, 1993	1,110,921.81
EXPENDITURES TOTAL 9,933,032.75		State Equalized Valuation 223,374,312		Total	3,044,293.93
		State Equalization Ratio 43.58			

0429

Population 1990 19
 Population 1993 21
 S & P Rating
 Moody Rating

General Tax Rate Per \$100. 2.75
 State Equalized Tax Rate 1.94

PINE VALLEY BOROUGH - CAMDEN CO.

Form of Government:
Commission (1911)

Number of Members on Governing Body - 3

PER CAPITA:

Gross Debt
 Net Debt
 Debt Service
 Total Tax Levy 308.87
 Municipal Expenditures 1,150.71

PER CENT:

Gross Debt
 Net Debt
 Tax Levy Collected 100.00
 Tax Levy Cancelled, Abated
 or Adjusted

EXPENDITURES		REVENUES-REALIZED		1993 PROPERTY TAX	
GENERAL GOVERNMENT		1993 Property Taxes Collected		STATE EQUALIZED TAX RATE	
Governing Body & Public Boards		216,574.40		Local District School Taxes	
Municipal Clerk				Regional & Consolidated School Tax	
Financial Administration	2,250.00			School Taxes in Municipal Budget	
Assessment of Taxes	2,660.00			County Taxes .84	
Collection of Taxes	865.00			County Library Taxes .03	
Planning, Housing & Development				Local Municipal Purpose Taxes 1.06	
Human Resources	24,068.48			Veteran & Senior Citizen Taxes	
Elections	900.00			Total Taxes for Rate Computation 1.93	
General Administration (other)	16,748.00			Special District Taxes	
JUDICIARY				Bank Corp. Taxes	
Municipal Courts	1,220.00			Added and Omitted Taxes	
PUBLIC SAFETY				Total Taxes Levied - ABSTRACT	
Fire Protection	980.00			Total Taxes Billed	
Police Protection	138,493.52			1993 TAXES COLLECTED	
Civil Defense & Disaster Control				1993 Taxes Cancelled, Abated or Adjusted	
Environmental Inspection & Control	9,600.00			Transfer to Tax Title Liens or Foreclosed	
Other Public Safety				Balance Outstanding Dec. 31, 1993	
PUBLIC WORKS				PRIOR YEARS TAXES OUTSTANDING	
Streets and Drainage				Balance January 1, 1993	
Sewers and Sewage Processing	3,600.00			Collected in 1993	
Garbage and Trash Disposal				Cancelled, Abated or Adjusted 1993	
Public Buildings and Grounds	1,200.00			Transfers to Tax Title Liens or Foreclosed	
Other Public Works				Balance December 31, 1993	
HEALTH and WELFARE				TAX TITLE LIENS OUTSTANDING	
Health Services Except Environmental				Balance January 1, 1993	
Welfare-Public Assistance	170.00			Transfer From Taxes	
Hospital, Clinics, First Aid				Redeemed In 1993	
Animal, Insect, & Rodent Control				Cancelled, Abated or Adjusted (1993)	
Other Welfare Services				Transfer to Foreclosed Property	
RECREATION and CONSERVATION				Balance December 31, 1993	
Beaches and Boardwalks				PROPERTY ACQUIRED BY DEED OR	
Parks, Playgrounds, Shade Trees				FORECLOSURE	
Land Reclamation & Conservation				Balance January 1, 1993	
Other Recreational Services				Transfers From Taxes or Liens	
EDUCATION (excluding schools)				Sale For Cash (1993)	
Libraries				Cancelled, Abated or Adjusted (1993)	
Other Educational Services				Balance December 31, 1993	
STATUTORY EXPENDITURES				CURRENT FINANCES DECEMBER 31, 1993	
Pensions & F. I. C. A.	15,610.00			ASSETS	
Employee Fringe Benefits	15,400.00			Cash Dec. 31, 1993	
Other Statutory Expenditures	400.00			Taxes Receivable	
CETA And Other Public Employment Programs				Tax Title Liens	
MUNICIPAL FUNCTIONS				Foreclosed Property	
CAPITAL IMPROVEMENTS	234,165.00			Emergencies & Other Deferred Charges	
DEBT SERVICE				State and Federal Aid Receivable	
Principal Payments				Other Receivables	
Interest Payments				Total	
DEFERRED CHARGES				LIABILITIES, RESERVES, AND SURPLUS	
SCHOOL, COUNTY, SPECIAL DISTRICT TAXES	97,453.27			Cash Liabilities	
RESERVE FOR UNCOLLECTED TAXES				Reserves for Receivables	
EXPENDITURES				Surplus Dec. 31, 1993	
TOTAL	331,618.27			Total	

Population 1990 47,089
 Population 1993 48,244
 S & P Rating AA-
 Moody Rating

General Tax Rate Per \$100. 2.73
 State Equalized Tax Rate 2.17

PISCATAWAY TWP. - MIDDLESEX COUNTY

Form of Government:

Mayor-Council Plan F (OMCL 50)

Number of Members on Governing Body - 7

PER CAPITA:

Gross Debt 699.25
 Net Debt 523.84
 Debt Service 49.96
 Total Tax Levy 1,349.93
 Municipal Expenditures 487.08

PER CENT:

Gross Debt 1.18
 Net Debt .83
 Tax Levy Collected 96.98
 Tax Levy Cancelled, Abated or Adjusted .22

EXPENDITURES		REVENUES-REALIZED		1993 PROPERTY TAX	
GENERAL GOVERNMENT		1993 Property Taxes Collected		STATE EQUALIZED TAX RATE 1.36	
Governing Body & Public Boards	53,400.00	1993 Payments in Lieu of Taxes		Local District School Taxes 1.36	
Municipal Clerk	99,895.00	Delinquent Tax & Lien Collections		Regional & Consolidated School Tax	
Financial Administration	258,349.00	Business Personalty Replacement Taxes		School Taxes in Municipal Budget	
Assessment of Taxes	185,450.00	Taxes From Public Utilities		County Taxes .47	
Collection of Taxes	294,700.00	Other Miscellaneous Tax Revenues		County Library Taxes	
Planning, Housing & Development	324,400.00	State Aid Revenues		Local Municipal Purpose Taxes .33	
Human Resources	192,416.00	Federal Aid Revenues		Veteran & Senior Citizen Taxes	
Elections	22,400.00	Sole of Acquired Property		Total Taxes for Rate Computation 2.16	
General Administration (other)	1,085,920.00	Other Miscellaneous Revenues		Special District Taxes	
JUDICIARY	243,000.00	Total		Bank Corp. Taxes	
Municipal Courts	243,000.00	Prior Years Surplus Appropriated		Added and Omitted Taxes	
PUBLIC SAFETY	534,791.00	REVENUES TOTAL		Total Taxes Levied - ABSTRACT	
Fire Protection	132,230.00	Reserve For Uncollected Taxes		Total Taxes Billed	
Police Protection	534,791.00	CAPITAL OUTLAY TOTAL		1993 TAXES COLLECTED	
Civil Defense & Disaster Control	24,800.00	Public Enterprises		1993 Taxes Cancelled, Abated or Adjusted	
Environmental Inspection & Control	519,000.00	Recreation-Culture		Transfer to Tax Title Liens or Foreclosed	
Other Public Safety	519,000.00	Public Works		Balance Outstanding Dec. 31, 1993	
PUBLIC WORKS	1,700,800.00	Buildings and Grounds		PRIOR YEARS TAXES OUTSTANDING	
Streets and Drainage	148,800.00	Library and Education		Balance January 1, 1993	
Sewers and Sewage Processing	573,600.00	Conservation		Collected in 1993	
Garbage and Trash Disposal	521,000.00	All Other		Cancelled, Abated or Adjusted 1993	
Public Buildings and Grounds	735,237.00	CAPITAL DEBT AUTHORIZED, DECEMBER 31, 1993		Transfers to Tax Title Liens or Foreclosed	
Other Public Works	735,237.00	ISSUED AND UNISSUED		Balance December 31, 1993	
HEALTH and WELFARE	395,215.00	SCHOOL		TAX TITLE LIENS OUTSTANDING	
Health Services Except Environmental	260,550.00	Self-Liquidating		Balance January 1, 1993	
Welfare-Public Assistance	260,550.00	Other		Transfer From Taxes	
Hospital, Clinics, First Aid		Total		Redeemed in 1993	
Animal, Insect, & Rodent Control		ISSUED AND OUTSTANDING		Cancelled, Abated or Adjusted (1993)	
Other Welfare Services		SCHOOL		Transfer to Foreclosed Property	
RECREATION and CONSERVATION	441,800.00	Self-Liquidating		Balance December 31, 1993	
Beaches and Boardwalks	63,382.51	Other		PROPERTY ACQUIRED BY DEED OR	
Parks, Playgrounds, Shade Trees	405,350.00	Total		FORECLOSURE	
Land Reclamation & Conservation	405,350.00	EQUALIZED VALUATION BASIS		Balance January 1, 1993	
Other Recreational Services	405,350.00	FOR NET DEBT COMPUTATION		Transfers From Taxes or Liens	
EDUCATION (excluding schools)	1,269,986.00	REAL PROPERTY VALUATIONS		Sole For Cash (1993)	
Libraries	1,269,986.00	Code Class # of Parcels % VAL'N		Cancelled, Abated or Adjusted (1993)	
Other Educational Services	1,269,986.00	ASSESSED VALUATION		Balance December 31, 1993	
STATUTORY EXPENDITURES	1,165,000.00	1 Vacant Land 1558 3.17		CURRENT FINANCES DECEMBER 31, 1993	
Pensions & F. I. C. A.	2,223,000.00	2 Residential 10607 50.74		ASSETS	
Employee Fringe Benefits	2,223,000.00	3 Farm 43 .32		Cash Dec. 31, 1993	
Other Statutory Expenditures	2,223,000.00	4a Commercial 216 5.24		Taxes Receivable	
CETA And Other Public Employment Programs	18,648,469.51	4b Industrial 196 35.71		Tax Title Liens	
MUNICIPAL FUNCTIONS TOTAL	75,000.00	4c Apartments 20 4.32		Foreclosed Property	
CAPITAL IMPROVEMENTS *MEMO*	75,000.00	Total 12640		Emergencies & Other Deferred Charges	
DEBT SERVICE	1,315,000.00	Land Area 18.90 Sq. Miles		State and Federal Aid Receivable	
Principal Payments	1,095,209.50	Net Valuation Taxable-Municipal		Other Receivables	
Interest Payments	1,095,209.50	Net Valuation Taxable-County		Total	
DEFERRED CHARGES	54,966,256.91	State Equalized Valuation		LIABILITIES, RESERVES, AND SURPLUS	
SCHOOL, COUNTY, SPECIAL DISTRICT TAXES	2,440,000.00	State Equalization Ratio		Cash Liabilities	
RESERVE FOR UNCOLLECTED TAXES	78,464,935.92			Reserves for Receivables	
EXPENDITURES TOTAL	78,464,935.92			Surplus Dec. 31, 1993	

0815

Population 1990 9,365
 Population 1993 9,282
 S & P Rating
 Moody Rating 3AA1

General Tax Rate Per \$100. 2.48
 State Equalized Tax Rate 2.52

PITMAN BOROUGH - GLOUCESTER COUNTY

Form of Government:

Borough Council

Number of Members on Governing Body - 6

PER CAPITA

Gross Debt 729.90
 Net Debt 384.05
 Debt Service 33.77
 Total Tax Levy 977.65
 Municipal Expenditures 480.73

PER CENT

Gross Debt 1.94
 Net Debt 1.02
 Tax Levy Collected 95.07
 Tax Levy Cancelled, Abated or Adjusted .20

EXPENDITURES		REVENUES-REALIZED		1993 PROPERTY TAX	
GENERAL GOVERNMENT				STATE EQUALIZED TAX RATE	
Governing Body & Public Baords		1993 Property Taxes Collected	8,630,577.92	Local District School Taxes	1.21 4,343,084.19
Municipal Clerk		1993 Payments in Lieu of Taxes		Regional & Consolidated School Tax	
Financial Administration	31,822.00	Delinquent Tax & Lien Collections	357,281.32	School Taxes in Municipal Budget	
Assessment of Taxes	26,745.00	Business Personalty Replacement Taxes	120,456.56	County Taxes	.61 2,201,322.22
Collection of Taxes	32,675.00	Taxes From Public Utilities	336,918.00	County Library Taxes	.03 103,177.12
Planning, Housing & Development	31,338.00	Other Miscellaneous Tax Revenues		Local Municipal Purpose Taxes	.67 2,401,823.93
Human Resources	55,051.00	State Aid Revenues	794,184.86	Veteran & Senior Citizen Taxes	
Elections	5,000.00	Federal Aid Revenues		Total Taxes for Rate Computation	2.52 9,134,957.66
General Administration (other)	307,362.01			Special District Taxes	
JUDICIARY				Bank Corp. Taxes	
Municipal Courts	37,780.00	Sale of Acquired Property		Added and Omitted Taxes	25,182.06
PUBLIC SAFETY		Other Miscellaneous Revenues	654,471.70	Total Taxes Levied - ABSTRACT	9,074,589.52
Fire Protection	87,916.50	Total	10,893,890.36	Total Taxes Billed	9,078,408.30
Police Protection	773,098.30	Prior Years Surplus Appropriated	250,000.00	1993 TAXES COLLECTED	8,630,577.92
Civil Defense & Disaster Control	3,232.00	REVENUES TOTAL	11,143,890.36	1993 Taxes Cancelled, Abated or Adjusted	17,801.66
Environmental Inspection & Control	54,554.00	Reserve For Uncollected Taxes	372,231.79	Transfer to Tax Title Liens or Foreclosed	
Other Public Safety		CAPITAL OUTLAY TOTAL	1,112,986.98	Balance Outstanding Dec. 31, 1993	430,028.72
PUBLIC WORKS				PRIOR YEARS TAXES OUTSTANDING	
Streets and Drainage	709,474.12	Public Enterprises	404,594.68	Balance January 1, 1993	389,385.96
Sewers and Sewage Processing		Recreation-Culture	15,924.43	Collected in 1993	351,281.32
Garbage and Trash Disposal	499,255.00	Public Works	202,194.63	Cancelled, Abated or Adjusted 1993	819.08
Public Buildings and Grounds	136,560.00	Buildings and Grounds	472,854.74	Transfers to Tax Title Liens or Foreclosed	
Other Public Works		Library and Education	17,418.50	Balance December 31, 1993	37,285.56
HEALTH and WELFARE		Conservation		TAX TITLE LIENS OUTSTANDING	
Health Services Except Environmental	101,650.00	All Other		Balance January 1, 1993	28,051.01
Welfare-Public Assistance	14,173.00			Transfer From Taxes	
Hospital, Clinics, First Aid		CAPITAL DEBT AUTHORIZED, DECEMBER 31, 1993		Redeemed in 1993	6,000.00
Animal, Insect, & Rodent Control		ISSUED AND UNISSUED		Cancelled, Abated or Adjusted (1993)	
Other Welfare Services		School	2,276,000	Transfer to Foreclosed Property	
RECREATION and CONSERVATION		Self-Liquidating	893,500	Balance December 31, 1993	22,051.01
Beaches and Boardwalks		Other	3,605,450	PROPERTY ACQUIRED BY DEED OR FORECLOSURE	
Parks, Playgrounds, Shade Trees	130,655.00	Total	6,774,950	Balance January 1, 1993	72,115.00
Land Reclamation & Conservation	25,138.50	ISSUED AND OUTSTANDING		Transfers From Taxes or Liens	
Other Recreational Services	25,587.00	School	2,276,000.00	Sale For Cash (1993)	
EDUCATION (excluding schools)		Self-Liquidating		Cancelled, Abated or Adjusted (1993)	
Libraries	116,202.00	Other	2,645,000.00	Balance December 31, 1993	72,115.00
Other Educational Services		Total	4,921,000.00	CURRENT FINANCES DECEMBER 31, 1993	
STATUTORY EXPENDITURES		EQUALIZED VALUATION BASIS FOR NET DEBT COMPUTATION	350,037.810	ASSETS	
Pensions & F. I. C. A.	166,418.00	REAL PROPERTY VALUATIONS		Cash Dec. 31, 1993	1,234,529.75
Employee Fringe Benefits	352,880.00	Code Class # of Parcels % VAL'N		Taxes Receivable	467,314.28
Other Statutory Expenditures	1,030.00	1 Vacant Land 82 .72	2,606,300.00	Tax Title Liens	22,051.01
CETA and Other Public Employment Programs		2 Residential 2873 82.75	301,205,900.00	Foreclosed Property	72,115.00
MUNICIPAL FUNCTIONS		3 Farm 7 .10	343,400.00	Emergencies & Other Deferred Charges	53,384.19
CAPITAL IMPROVEMENTS		4a Commercial 157 7.65	27,842,400.00	State and Federal Aid Receivable	
DEBT SERVICE		4b Industrial 4 6.45	23,463,400.00	Other Receivables	269,417.92
Principal Payments	140,000.00	4c Apartments 12 2.34	8,514,200.00	Total	2,118,812.15
Interest Payments	173,475.00	Total 3135	363,975,600.00	LIABILITIES, RESERVES, AND SURPLUS	
DEFERRED CHARGES		Land Area 2.26 Sq. Miles		Cash Liabilities	546,003.89
SCHOOL, COUNTY, SPECIAL DISTRICT TAXES	6,647,533.53	Net Valuation Taxable-Municipal	365,049,445	Reserves for Receivables	830,898.21
RESERVE FOR UNCOLLECTED TAXES	372,231.79	Net Valuation Taxable-County	357,435,537	Surplus Dec. 31, 1993	741,910.05
EXPENDITURES TOTAL	11,109,680.42	State Equalized Valuation	359,847,231	Total	2,118,812.15
		State Equalization Ratio	101.45		

1710

Population 1990 3,121
 Population 1993 8,367
 S & P Rating
 Moody Rating 3AA1

General Tax Rate Per \$100. 2.46
 State Equalized Tax Rate 1.86

PITTSBURGH TOWNSHIP - SALEM COUNTY

Form of Government:
 Township Committee
 Number of Members on Governing Body - 5

PER CAPITA:
 Gross Debt 713.31
 Net Debt 221.05
 Debt Service 2.42
 Total Tax Levy 754.55
 Municipal Expenditures 320.38

PER CENT:
 Gross Debt 2.03
 Net Debt .63
 Tax Levy Collected 91.30
 Tax Levy Cancelled, Abated or Adjusted .03

EXPENDITURES		REVENUES-REALIZED		1993 PROPERTY TAX	
GENERAL GOVERNMENT		1993 Property Taxes Collected		STATE EQUALIZED TAX RATE	
Governing Body & Public Boards		5,783,992.50		Local District School Taxes 1.06	
Municipal Clerk		8,925.60		Regional & Consolidated School Tax	
Financial Administration	67,704.00	562,879.53		School Taxes in Municipal Budget	
Assessment of Taxes	44,282.00	49,139.40		County Taxes .73	
Collection of Taxes	33,954.00	401,951.00		County Library Taxes	
Planning, Housing & Development	391,836.00	770,799.98		Local Municipal Purpose Taxes .07	
Human Resources	55,728.10	947.00		Veteran & Senior Citizen Taxes	
Elections	750.00	Sale of Acquired Property		Total Taxes for Rate Computation 1.86	
General Administration (other)	454,122.82	Other Miscellaneous Revenues		Special District Taxes	
JUDICIARY		564,917.67		Bank Corp. Taxes	
Municipal Courts	61,535.00	8,143,552.68		Added and Omitted Taxes	
PUBLIC SAFETY		508,823.82		Total Taxes Levied - ABSTRACT	
Fire Protection	13,958.00	8,652,376.50		Total Taxes Billed	
Police Protection	7,000.00	604,723.19		1993 TAXES COLLECTED	
Civil Defense & Disaster Control	6,676.00	CAPITAL OUTLAY TOTAL		1993 Taxes Cancelled, Abated or Adjusted	
Environmental Inspection & Control	58,339.00	1,089,092.84		Transfer to Tax Title Liens or Foreclosed	
Other Public Safety		Public Enterprises		Balance Outstanding Dec. 31, 1993	
PUBLIC WORKS		6,813.34		PRIOR YEARS TAXES OUTSTANDING	
Streets and Drainage	15,047.00	97,529.65		Balance January 1, 1993	
Sewers and Sewage Processing		984,749.85		Collected in 1993	
Garbage and Trash Disposal		Library and Education		Cancelled, Abated or Adjusted 1993	
Public Buildings and Grounds		Conservation		Transfers to Tax Title Liens or Foreclosed	
Other Public Works	646,652.00	All Other		Balance December 31, 1993	
HEALTH and WELFARE		CAPITAL DEBT AUTHORIZED, DECEMBER 31, 1993		TAX TITLE LIENS OUTSTANDING	
Health Services Except Environmental	500.00	ISSUED AND UNISSUED		Balance January 1, 1993	
Welfare-Public Assistance	2,722.00	GROSS DEBT		Transfer From Taxes	
Hospital, Clinics, First Aid	4,000.00	NET DEBT		Redeemed in 1993	
Animal, Insect, & Rodent Control	5,200.00	4,122,930		Cancelled, Abated or Adjusted (1993)	
Other Welfare Services		1,849,521		Transfer to Foreclosed Property	
RECREATION and CONSERVATION		1,849,521		Balance December 31, 1993	
Beaches and Boardwalks		5,972,451		PROPERTY ACQUIRED BY DEED OR FORECLOSURE	
Parks, Playgrounds, Shade Trees		ISSUED AND OUTSTANDING		Balance January 1, 1993	
Land Reclamation & Conservation	1,656.30	4,122,930.00		Transfers From Taxes or Liens	
Other Recreational Services	9,500.00	1,734,521.89		Sale For Cash (1993)	
EDUCATION (excluding schools)		5,857,451.89		Cancelled, Abated or Adjusted (1993)	
Libraries	500.00	EQUALIZED VALUATION BASIS		Balance December 31, 1993	
Other Educational Services		FOR NET DEBT COMPUTATION		CURRENT FINANCES DECEMBER 31, 1993	
STATUTORY EXPENDITURES		REAL PROPERTY VALUATIONS		ASSETS	
Pensions & F. I. C. A.	56,000.00	Code Class # of Parcels % VALN		Cash Dec. 31, 1993	
Employee Fringe Benefits	117,000.00	1 Vacant Land 751 6.33		Taxes Receivable	
Other Statutory Expenditures	1,000.00	2 Residential 2099 73.12		Tax Title Liens	
CETA And Other Public Employment Programs		3 Farm 782 9.25		Foreclosed Property	
MUNICIPAL FUNCTIONS TOTAL	2,055,662.22	4a Commercial 67 11.30		Emergencies & Other Deferred Charges	
CAPITAL IMPROVEMENTS * MEMO*	186,663.64	4b Industrial		State and Federal Aid Receivable	
DEBT SERVICE		4c Apartments		Other Receivables	
Principal Payments	11,401.00	Total 3699		Total	
Interest Payments	8,846.70	Land Area 46.50 Sq. Miles		LIABILITIES, RESERVES, AND SURPLUS	
DEFERRED CHARGES		Net Valuation Taxable-Municipal		Cash Liabilities	
SCHOOL, COUNTY, SPECIAL DISTRICT TAXES	6,026,576.65	241,707,009		Reserves for Receivables	
RESERVE FOR UNCOLLECTED TAXES	604,723.19	303,701,508		Surplus Dec. 31, 1993	
EXPENDITURES TOTAL	3,707,209.76	318,478,155		Total	
		75.75			

2012

Population 1990 46,567
 Population 1993 45,041
 S & P Rating A
 Moody Rating 3AA1

General Tax Rate Per \$100. 2.96
 State Equalized Tax Rate 2.74

PLAINFIELD CITY - UNION COUNTY
 Form of Government:
Special Charter (P.L. 1968 c. 159)
 Number of Members on Governing Body - 7

PER CAPITA
 Gross Debt 500.53
 Net Debt 317.01
 Debt Service 59.15
 Total Tax Levy 902.78
 Municipal Expenditures 849.92

PER CENT:
 Gross Debt 1.46
 Net Debt .93
 Tax Levy Collected 88.96
 Tax Levy Cancelled, Abated or Adjusted 1.01

EXPENDITURES		REVENUES-REALIZED		1993 PROPERTY TAX	
GENERAL GOVERNMENT				STATE EQUALIZED TAX RATE \rightarrow	
Governing Body & Public Boards	180,893.00	1993 Property Taxes Collected	37,973,228.65	Local District School Taxes 1.20	17,887,935.00
Municipal Clerk	247,961.00	1993 Payments in Lieu of Taxes	269,105.90	Regional & Consolidated School Tax	
Financial Administration	509,479.00	Delinquent Tax & Lien Collections	2,828,138.94	School Taxes in Municipal Budget .02	351,533.00
Assessment of Taxes	117,763.00	Business Personality Replacement Taxes	836,728.88	County Taxes .45	6,737,699.29
Collection of Taxes	131,375.00	Taxes From Public Utilities	2,211,227.00	County Library Taxes	
Planning, Housing & Development	642,774.00	Other Miscellaneous Tax Revenues	403,356.00	Local Municipal Purpose Taxes 1.05	15,675,676.03
Human Resources	1,957,395.39	State Aid Revenues	10,414,265.82	Veteran & Senior Citizen Taxes	199,400.00
Elections		Federal Aid Revenues		Total Taxes for Rate Computation 2.72	40,852,243.32
General Administration (other)	3,106,412.00			Special District Taxes	
JUDICIARY		Sale of Acquired Property		Bank Corp. Taxes	
Municipal Courts	484,480.87	Other Miscellaneous Revenues	3,930,984.50	Added and Omitted Taxes	9,296.82
PUBLIC SAFETY		Total	58,867,035.69	Total Taxes Levied - ABSTRACT	40,662,140.14
Fire Protection	5,285,760.00	Prior Years Surplus Appropriated	2,500,000.00	Total Taxes Billed	42,688,048.02
Police Protection	7,545,310.79	REVENUES TOTAL	61,367,035.69	1993 TAXES COLLECTED	37,973,228.65
Civil Defense & Disaster Control	1,000.00	Reserve For Uncollected Taxes	3,766,000.00	1993 Taxes Cancelled, Abated or Adjusted	430,982.66
Environmental Inspection & Control	495,875.00			Transfer to Tax Title Liens or Foreclosed	
Other Public Safety		CAPITAL OUTLAY	786,391.63	Balance Outstanding Dec. 31, 1993	4,283,836.71
PUBLIC WORKS				PRIOR YEARS TAXES OUTSTANDING	
Streets and Drainage	911,372.00	Public Enterprises		Balance January 1, 1993	4,974,415.83
Sewers and Sewage Processing		Recreation-Culture		Collected in 1993	2,317,406.18
Garbage and Trash Disposal	808,524.00	Public Works	786,391.63	Cancelled, Abated or Adjusted 1993	645,008.70
Public Buildings and Grounds		Buildings and Grounds		Transfers to Tax Title Liens or Foreclosed	
Other Public Works	2,393,381.00	Library and Education		Balance December 31, 1993	2,012,000.95
HEALTH and WELFARE		Conservation		TAX TITLE LIENS OUTSTANDING	
Health Services Except Environmental	1,370,057.13	All Other		Balance January 1, 1993	1,833,287.48
Welfare-Public Assistance	466,512.00			Transfer From Taxes	
Hospital, Clinics, First Aid	20,000.00	CAPITAL DEBT AUTHORIZED, DECEMBER 31, 1993		Redeemed In 1993	510,732.76
Animal, Insect, & Rodent Control	34,700.00	ISSUED AND UNISSUED		Cancelled, Abated or Adjusted (1993)	7,752.49
Other Welfare Services		School 5,069,000		Transfer to Foreclosed Property	
RECREATION and CONSERVATION		Self-Liquidating 3,196,920		Balance December 31, 1993	1,314,802.23
Beaches and Boardwalks		Other 14,278,380	14,278,380	PROPERTY ACQUIRED BY DEED OR FORECLOSURE	
Parks, Playgrounds, Shade Trees		Total 22,544,300	14,278,380	Balance January 1, 1993	1,616,500.00
Land Reclamation & Conservation	19,216.50			Transfers From Taxes or Liens	
Other Recreational Services	534,931.00	ISSUED AND OUTSTANDING		Sale For Cash (1993)	
EDUCATION (excluding schools)		School 5,069,000.00		Cancelled, Abated or Adjusted (1993)	
Libraries	766,394.00	Self-Liquidating 14,037,000.00		Balance December 31, 1993	1,616,500.00
Other Educational Services	23,725.00	Other 19,106,000.00		CURRENT FINANCES DECEMBER 31, 1993	
STATUTORY EXPENDITURES		EQUALIZED VALUATION BASIS FOR NET DEBT COMPUTATION	1,541,841,251	ASSETS	
Pensions & F.I.C.A.	922,346.93	REAL PROPERTY VALUATIONS		Cash Dec. 31, 1993	10,135,585.16
Employee Fringe Benefits	2,758,400.00	Code Class # of Parcels % VAL'N		Taxes Receivable	6,295,837.66
Other Statutory Expenditures	5,000.00	1 Vacant Land 381 .68	9,247,700.00	Tax Title Liens	1,314,802.23
CETA And Other Public Employment Programs		2 Residential 9105 75.95	1,025,594,500.00	Foreclosed Property	1,616,500.00
MUNICIPAL FUNCTIONS		3 Farm 1	5,300.00	Emergencies & Other Deferred Charges	138,000.00
CAPITAL IMPROVEMENTS	*MEMO*	4a Commercial 744 13.30	179,617,400.00	State and Federal Aid Receivable	125,640.21
DEBT SERVICE		4b Industrial 71 3.00	40,504,600.00	Other Receivables	34,599.38
Principal Payments	1,650,000.00	4c Apartments 120 7.06	95,297,900.00	Total	19,660,965.14
Interest Payments	1,013,931.13	Total 10422	1,350,267,400.00	LIABILITIES, RESERVES, AND SURPLUS	
TYPE I SCHL DEBT *MEMO	602,257.00	Land Area 6.00 Sq. Miles		Cash Liabilities	5,874,065.04
DEFERRED CHARGES	109,932.63	Net Valuation Taxable-Municipal	1,375,483,594	Reserves for Receivables	9,261,739.77
SCHOOL, COUNTY, SPECIAL DISTRICT TAXES	24,977,167.29	Net Valuation Taxable-County	1,493,863,733	Surplus Dec. 31, 1993	4,525,160.33
RESERVE FOR UNCOLLECTED TAXES	3,766,000.00	State Equalized Valuation	1,485,067,920	Total	19,660,965.14
EXPENDITURES	63,258,619.71	State Equalization Ratio	92.51		

1987 / 2000

* ABOVE DEBT SERVICE INCLUDES TYPE I SCHOOL DEBT

1218

Population 1990 14,213
 Population 1993 15,372
 S & P Rating
 Moody Rating AA1

General Tax Rate Per \$100. 1.92
 State Equalized Tax Rate 1.92

PLAINSBORO TOWNSHIP - MIDDLESEX CO.

Form of Government:

Township Committee

Number of Members on Governing Body - 3

PER CAPITA:

Gross Debt 2,860.55
 Net Debt 925.13
 Debt Service 54.26
 Total Tax Levy 1,963.95
 Municipal Expenditures 619.92

PER CENT:

Gross Debt 3.10
 Net Debt 1.00
 Tax Levy Collected 98.87
 Tax Levy Cancelled, Abated or Adjusted .76

EXPENDITURES		REVENUES-REALIZED		1993 PROPERTY TAX	
GENERAL GOVERNMENT				STATE EQUALIZED TAX RATE →	
Governing Body & Public Boards	71,000.00	1993 Property Taxes Collected	29,953,186.39	Local District School Taxes	
Municipal Clerk	157,623.00	1993 Payments in Lieu of Taxes		Regional & Consolidated School Tax 1.21	17,740,426.33
Financial Administration	245,321.25	Delinquent Tax & Lien Collections	266,088.40	School Taxes in Municipal Budget	
Assessment of Taxes	186,356.00	Business Personalty Replacement Taxes	74,379.48	County Taxes .43	6,349,620.74
Collection of Taxes	84,250.00	Taxes From Public Utilities	1,243,704.00	County Library Taxes	
Planning, Housing & Development	920,653.00	Other Miscellaneous Tax Revenues		Local Municipal Purpose Taxes .27	3,883,647.22
Human Resources	47,634.75	State Aid Revenues	1,201,089.82	Veteran & Senior Citizen Taxes	11,800.00
Elections	6,325.00	Federal Aid Revenues		Total Taxes for Rate Computation 1.91	27,985,494.79
General Administration (other)	951,312.26			Special District Taxes	568,000.00
JUDICIARY				Bank Corp. Taxes	
Municipal Courts	185,010.00	Sale of Acquired Property	1,562,404.82	Added and Omitted Taxes	1,648,153.32
PUBLIC SAFETY		Other Miscellaneous Revenues	34,300,852.91	Total Taxes Levied - ABSTRACT	30,189,848.11
Fire Protection	88,557.00	Total	36,200,852.91	Total Taxes Billed	30,296,165.43
Police Protection	2,002,054.74	Prior Years Surplus Appropriated	1,900,000.00	1993 TAXES COLLECTED	29,953,186.39
Civil Defense & Disaster Control	9,650.00	REVENUES TOTAL	36,200,852.91	1993 Taxes Cancelled, Abated or Adjusted	230,459.08
Environmental Inspection & Control	561,477.00	Reserve For Uncollected Taxes	535,000.00	Transfer to Tax Title Liens or Foreclosed	
Other Public Safety		CAPITAL OUTLAY TOTAL	3,623,305.36	Balance Outstanding Dec. 31, 1993	112,519.96
PUBLIC WORKS				PRIOR YEARS TAXES OUTSTANDING	
Streets and Drainage	471,418.00	Public Enterprises		Balance January 1, 1993	272,997.23
Sewers and Sewage Processing		Recreation-Culture	2,914,257.19	Collected in 1993	266,088.40
Garbage and Trash Disposal	18,500.00	Public Works	21,747.27	Cancelled, Abated or Adjusted 1993	
Public Buildings and Grounds	226,704.00	Buildings and Grounds	687,300.90	Transfers to Tax Title Liens or Foreclosed	
Other Public Works		Library and Education		Balance December 31, 1993	6,908.83
HEALTH and WELFARE		Conservation		TAX TITLE LIENS OUTSTANDING	
Health Services Except Environmental	12,695.00	All Other		Balance January 1, 1993	
Welfare-Public Assistance	4,092.00			Transfer From Taxes	
Hospital, Clinics, First Aid		CAPITAL DEBT AUTHORIZED, DECEMBER 31, 1993		Redeemed in 1993	
Animal, Insect, & Rodent Control	11,400.00	ISSUED AND UNISSUED		Cancelled, Abated or Adjusted (1993)	
Other Welfare Services		School	29,738,922	Transfer to Foreclosed Property	
RECREATION and CONSERVATION		Self-Liquidating	14,233,435	Balance December 31, 1993	
Beaches and Boardwalks		Other	14,221,027	PROPERTY ACQUIRED BY DEED OR	
Parks, Playgrounds, Shade Trees	129,782.00	Total	43,972,358	FORECLOSURE	
Land Reclamation & Conservation	118,010.49	ISSUED AND OUTSTANDING		Balance January 1, 1993	7,600.00
Other Recreational Services	169,009.00	School	7,217,501.28	Transfers From Taxes or Liens	
EDUCATION (excluding schools)		Self-Liquidating		Sale For Cash (1993)	
Libraries	465,596.00	Other	12,844,399.96	Cancelled, Abated or Adjusted (1993)	
Other Educational Services		Total	20,061,901.24	Balance December 31, 1993	7,600.00
STATUTORY EXPENDITURES		EQUALIZED VALUATION BASIS		CURRENT FINANCES DECEMBER 31, 1993	
Pensions & F. I. C. A.	482,335.00	FOR NET DEBT COMPUTATION	1,419,014,065	ASSETS	
Employee Fringe Benefits	483,599.00	REAL PROPERTY VALUATIONS		Cash Dec. 31, 1993	5,438,275.86
Other Statutory Expenditures		Code Class # of Parcels % VAL'N	ASSESSED VALUATION	Taxes Receivable	119,428.79
CETA And Other Public Employment Programs		1 Vacant Land 551 3.99	58,027,200.00	Tax Title Liens	
MUNICIPAL FUNCTIONS	8,110,364.49	2 Residential 3639 37.62	546,801,100.00	Foreclosed Property	7,600.00
CAPITAL IMPROVEMENTS *MEMO*	103,438.00	3 Farm 138 .56	8,042,300.00	Emergencies & Other Deferred Charges	150,000.00
DEBT SERVICE		4a Commercial 73 41.93	639,479,200.00	State and Federal Aid Receivable	
Principal Payments	450,000.00	4b Industrial 6 3.71	53,930,300.00	Other Receivables	112,723.02
Interest Payments	334,085.56	4c Apartments 15 12.19	177,160,000.00	Total	5,828,027.67
DEFERRED CHARGES	50,000.00	Total	1,453,440,100.00	LIABILITIES, RESERVES, AND SURPLUS	
SCHOOL, COUNTY, SPECIAL DISTRICT TAXES	24,658,047.57	Land Area 11.80 Sq. Miles		Cash Liabilities	2,265,627.24
RESERVE FOR UNCOLLECTED TAXES	535,000.00	Net Valuation Taxable-Municipal	1,462,379,202	Reserves for Receivables	239,751.81
EXPENDITURES TOTAL	34,137,477.62	Net Valuation Taxable-County	1,452,703,403	Surplus Dec. 31, 1993	3,322,648.52
		State Equalized Valuation	1,465,437,349	Total	5,828,027.67
		State Equalization Ratio	99.79		

Population 1990 16,027
 Population 1993 16,880
 S & P Rating
 Moody Rating AAA

General Tax Rate Per \$100. 2.78
 State Equalized Tax Rate 2.90

PLEASANTVILLE CITY - ATLANTIC COUNTY

Form of Government:

City Charter Act (P.L. 1897 c. 30)

Number of Members on Governing Body - 7

PER CAPITA

Gross Debt 885.32
 Net Debt 511.38
 Debt Service 55.66
 Total Tax Levy 872.71
 Municipal Expenditures 716.52

PER CENT

Gross Debt 3.12
 Net Debt 1.80
 Tax Levy Collected 91.16
 Tax Levy Cancelled, Abated or Adjusted .99

EXPENDITURES		REVENUES-REALIZED		1993 PROPERTY TAX	
GENERAL GOVERNMENT				STATE EQUALIZED TAX RATE	
Governing Body & Public Boards				Local District School Taxes	1.19
Municipal Clerk	122,559.00	1993 Property Taxes Collected		Regional & Consolidated School Tax	
Financial Administration	221,111.00	1993 Payments in Lieu of Taxes		School Taxes in Municipal Budget	
Assessment of Taxes	66,198.00	Delinquent Tax & Lien Collections		County Taxes	.49
Collection of Taxes	102,501.00	Business Personalty Replacement Taxes		County Library Taxes	.03
Planning, Housing & Development	8,900.00	Taxes From Public Utilities		Local Municipal Purpose Taxes	1.18
Human Resources	94,615.00	Other Miscellaneous Tax Revenues		Veteran & Senior Citizen Taxes	
Elections	8,575.00	State Aid Revenues		Total Taxes for Rate Computation	2.89
General Administration (other)	746,169.00	Federal Aid Revenues		Special District Taxes	
JUDICIARY		Sale of Acquired Property		Bank Corp. Taxes	
Municipal Courts	192,009.00	Other Miscellaneous Revenues		Added and Omitted Taxes	
PUBLIC SAFETY		Total		Total Taxes Levied - ABSTRACT	30,028.00
Fire Protection	1,425,196.00	Prior Years Surplus Appropriated		Total Taxes Billed	14,731,273.81
Police Protection	2,370,326.00	REVENUES TOTAL		1993 TAXES COLLECTED	14,733,408.00
Civil Defense & Disaster Control	4,500.00	Reserve For Uncollected Taxes		1993 Taxes Cancelled, Abated or Adjusted	13,430,809.00
Environmental Inspection & Control	209,268.00	CAPITAL OUTLAY TOTAL		Transfer to Tax Title Liens or Foreclosed	145,077.00
Other Public Safety				Balance Outstanding Dec. 31, 1993	222,974.00
PUBLIC WORKS				PRIOR YEARS TAXES OUTSTANDING	934,548.00
Streets and Drainage	1,279,244.00	Public Enterprises		Balance January 1, 1993	
Sewers and Sewage Processing	757,334.00	Recreation-Culture		Collected in 1993	897,763.00
Garbage and Trash Disposal		Public Works		Cancelled, Abated or Adjusted 1993	479,516.00
Public Buildings and Grounds	336,031.00	Buildings and Grounds		Transfers to Tax Title Liens or Foreclosed	66,353.00
Other Public Works		Library and Education		Balance December 31, 1993	304,024.00
HEALTH and WELFARE		Conservation		TAX TITLE LIENS OUTSTANDING	47,870.00
Health Services Except Environmental	47,628.00	All Other		Balance January 1, 1993	
Welfare-Public Assistance	38,083.00	CAPITAL DEBT AUTHORIZED, DECEMBER 31, 1993		Transfer From Taxes	569,901.00
Hospital, Clinics, First Aid		ISSUED AND UNISSUED		Redeemed in 1993	558,998.00
Animal, Insect, & Radent Control	18,857.00	GROSS DEBT		Cancelled, Abated or Adjusted (1993)	475,300.00
Other Welfare Services		NET DEBT		Transfer to Foreclosed Property	
RECREATION and CONSERVATION		SCHOOL		Balance December 31, 1993	653,599.00
Beaches and Boardwalks		Self-Liquidating		PROPERTY ACQUIRED BY DEED OR	
Parks, Playgrounds, Shade Trees	250,782.00	Other		FORECLOSURE	
Land Reclamation & Conservation		Total		Balance January 1, 1993	1,239,979.00
Other Recreational Services		ISSUED AND OUTSTANDING		Transfers From Taxes or Liens	
EDUCATION (excluding schools)		SCHOOL		Sale For Cash (1993)	
Libraries		Self-Liquidating		Cancelled, Abated or Adjusted (1993)	
Other Educational Services		Other		Balance December 31, 1993	1,239,979.00
STATUTORY EXPENDITURES		Total		CURRENT FINANCES DECEMBER 31, 1993	
Pensions & F. I. C. A.	562,153.00	EQUALIZED VALUATION BASIS		ASSETS	
Employee Fringe Benefits	867,455.00	FOR NET DEBT COMPUTATION		Cash Dec. 31, 1993	2,061,187.00
Other Statutory Expenditures		REAL PROPERTY VALUATIONS		Taxes Receivable	982,418.00
CETA And Other Public Employment Programs		Code Class # of Parcels % VAL'N		Tax Title Liens	653,599.00
MUNICIPAL FUNCTIONS		1 Vacant Land 650 3.32		Foreclosed Property	1,239,979.00
CAPITAL IMPROVEMENTS		2 Residential 4978 66.03		Emergencies & Other Deferred Charges	38,417.00
DEBT SERVICE		3 Farm		State and Federal Aid Receivable	628,416.00
Principal Payments	595,000.00	4a Commercial 353 19.31		Other Receivables	285,145.00
Interest Payments	344,482.00	4b Industrial 40 4.49		Total	5,889,161.00
DEFERRED CHARGES		4c Apartments 25 5.34		LIABILITIES, RESERVES, AND SURPLUS	
SCHOOL, COUNTY, SPECIAL DISTRICT TAXES	3,717,030.81	Total 6046		Cash Liabilities	1,787,392.00
RESERVE FOR UNCOLLECTED TAXES	1,410,868.00	Land Area 5.80 Sq. Miles		Reserves for Receivables	3,354,885.00
EXPENDITURES TOTAL	20,811,893.81	Net Valuation Taxable-Municipal		Surplus Dec. 31, 1993	746,884.00
		Net Valuation Taxable-County		Total	5,889,161.00
		State Equalized Valuation			
		State Equalization Ratio			

1523

Population 1990 6,005
 Population 1993 6,538
 S & P Rating
 Moody Rating

General Tax Rate Per \$100. 1.93
 State Equalized Tax Rate 1.88

PLUMSTED TOWNSHIP - OCEAN COUNTY

Form of Government:

Township Committee

Number of Members on Governing Body - 3

PER CAPITA:

Gross Debt 1,808.39
 Net Debt 530.95
 Debt Service 14.76
 Total Tax Levy 812.40
 Municipal Expenditures 291.31

PER CENT:

Gross Debt 4.53
 Net Debt 1.35
 Tax Levy Collected 95.94
 Tax Levy Cancelled, Abated or Adjusted .16

EXPENDITURES		REVENUES-REALIZED		1993 PROPERTY TAX	
GENERAL GOVERNMENT		1993 Property Taxes Collected		STATE EQUALIZED TAX RATE 1.29	
Governing Body & Public Boards		1993 Payments in Lieu of Taxes	5,098,675.70	Local District School Taxes	3,490,291.00
Municipal Clerk	83,636.00	Delinquent Tax & Lien Collections	184,768.57	Regional & Consolidated School Tax	
Financial Administration	33,905.00	Business Personalty Replacement Taxes	20,169.32	School Taxes in Municipal Budget	
Assessment of Taxes	60,179.00	Taxes From Public Utilities	339,533.00	County Taxes	* 1,183,869.23
Collection of Taxes	25,293.00	Other Miscellaneous Tax Revenues		County Library Taxes	100,438.86
Planning, Housing & Development	50,562.61	State Aid Revenues	248,326.71	Local Municipal Purpose Taxes	324,468.74
Human Resources		Federal Aid Revenues		Veteran & Senior Citizen Taxes	43,550.00
Elections				Total Taxes for Rate Computation	5,142,617.83
General Administration (other)	248,737.00			Special District Taxes	106,661.00
JUDICIARY				Bank Corp. Taxes	
Municipal Courts	59,662.00			Added and Omitted Taxes	105,768.55
PUBLIC SAFETY				Total Taxes Levied - ABSTRACT	5,311,497.38
Fire Protection				Total Taxes Billed	5,314,276.98
Police Protection	246,025.24			1993 TAXES COLLECTED	5,098,675.70
Civil Defense & Disaster Control	6,363.00			1993 Taxes Cancelled, Abated or Adjusted	8,540.74
Environmental Inspection & Control	77,022.00			Transfer to Tax Title Liens or Foreclosed	1,319.86
Other Public Safety				Balance Outstanding Dec. 31, 1993	205,740.68
PUBLIC WORKS				PRIOR YEARS TAXES OUTSTANDING	
Streets and Drainage	150,300.00			Balance January 1, 1993	210,624.49
Sewers and Sewage Processing	10,282.77			Collected in 1993	184,768.57
Garbage and Trash Disposal	60,000.00			Cancelled, Abated or Adjusted 1993	400.05
Public Buildings and Grounds	186,168.00			Transfers to Tax Title Liens or Foreclosed	
Other Public Works	4,000.00			Balance December 31, 1993	25,455.87
HEALTH and WELFARE				TAX TITLE LIENS OUTSTANDING	
Health Services Except Environmental	2,150.00			Balance January 1, 1993	3,698.90
Welfare-Public Assistance	8,207.00			Transfer From Taxes	1,319.86
Hospital, Clinics, First Aid				Redeemed in 1993	
Animal, Insect, & Rodent Control				Cancelled, Abated or Adjusted (1993)	
Other Welfare Services				Transfer to Foreclosed Property	
RECREATION and CONSERVATION				Balance December 31, 1993	5,018.76
Beaches and Boardwalks	12,578.00			PROPERTY ACQUIRED BY DEED OR	
Parks, Playgrounds, Shade Trees	4,666.51			FORECLOSURE	
Land Reclamation & Conservation	52,382.00			Balance January 1, 1993	
Other Recreational Services				Transfers From Taxes or Liens	
EDUCATION (excluding schools)				Sale For Cash (1993)	
Libraries	1,000.00			Cancelled, Abated or Adjusted (1993)	
Other Educational Services				Balance December 31, 1993	
STATUTORY EXPENDITURES				CURRENT FINANCES DECEMBER 31, 1993	
Pensions & F. I. C. A.	50,557.54			ASSETS	
Employee Fringe Benefits	48,500.00			Cash Dec. 31, 1993	2,734,723.56
Other Statutory Expenditures	4,500.00			Taxes Receivable	231,196.55
CETA And Other Public Employment Programs				Tax Title Liens	5,018.76
MUNICIPAL FUNCTIONS	1,486,706.67			Foreclosed Property	
CAPITAL IMPROVEMENTS	*MEMO* 17,500.00			Emergencies & Other Deferred Charges	32,485.00
DEBT SERVICE				State and Federal Aid Receivable	
Principal Payments	95,945.36			Other Receivables	34,835.64
Interest Payments	576.84			Total	3,038,259.51
DEFERRED CHARGES	11,000.00			LIABILITIES, RESERVES, AND SURPLUS	
SCHOOL, COUNTY, SPECIAL DISTRICT TAXES	4,881,260.09			Cash Liabilities	391,788.63
RESERVE FOR UNCOLLECTED TAXES	310,359.31			Reserves for Receivables	271,050.95
EXPENDITURES	6,785,848.27			Surplus Dec. 31, 1993	2,375,419.89
				Total	3,038,259.51

Population 1990 3,591
 Population 1993 3,418
 S & P Rating
 Moody Rating

General Tax Rate Per \$100. 2.11
 State Equalized Tax Rate 2.03

POHATCONG TOWNSHIP - WARREN CO.

Form of Government:

Township Committee

Number of Members on Governing Body - 3

PER CAPITA:

Gross Debt 364.06
 Net Debt 344.55
 Debt Service 35.85
 Total Tax Levy 1,383.80
 Municipal Expenditures 568.65

PER CENT

Gross Debt .55
 Net Debt .52
 Tax Levy Collected 94.28
 Tax Levy Cancelled, Abated or Adjusted

EXPENDITURES		REVENUES-REALIZED		1993 PROPERTY TAX	
GENERAL GOVERNMENT		1993 Property Taxes Collected 4,465,318.61		STATE EQUALIZED TAX RATE 1.10	
Governing Body & Public Boards		1993 Payments in Lieu of Taxes		Local District School Taxes	2,498,273.00
Municipal Clerk		Delinquent Tax & Lien Collections	312,777.37	Regional & Consolidated School Tax	
Financial Administration	61,625.00	Business Personal Replacement Taxes	55,191.94	School Taxes in Municipal Budget	
Assessment of Taxes	23,790.00	Taxes From Public Utilities	249,556.00	County Taxes	1,407,098.05
Collection of Taxes	1,200.00	Other Miscellaneous Tax Revenues		County Library Taxes	121,345.24
Planning, Housing & Development	44,081.00	State Aid Revenues	496,397.80	Local Municipal Purpose Taxes	685,917.00
Human Resources	50,645.00	Federal Aid Revenues		Veteran & Senior Citizen Taxes	54,450.00
Elections	3,800.00			Total Taxes for Rate Computation	4,767,088.29
General Administration (other)	146,543.00			Special District Taxes	
JUDICIARY				Bank Corp. Taxes	
Municipal Courts	55,640.00	Sale of Acquired Property		Added and Omitted Taxes	17,205.16
PUBLIC SAFETY		Other Miscellaneous Revenues	309,391.46	Total Taxes Levied - ABSTRACT	4,729,843.45
Fire Protection	83,096.00	Total	5,888,633.18	Total Taxes Billed	4,736,469.14
Police Protection	343,878.00	Prior Years Surplus Appropriated	100,000.00	1993 TAXES COLLECTED	4,465,318.61
Civil Defense & Disaster Control	12,096.00	REVENUES TOTAL	5,988,633.18	1993 Taxes Cancelled, Abated or Adjusted	
Environmental Inspection & Control	30,411.00	Reserve For Uncollected Taxes	278,103.00	Transfer to Tax Title Liens or Foreclosed	
Other Public Safety		CAPITAL OUTLAY TOTAL	117,477.72	Balance Outstanding Dec. 31, 1993	271,150.53
PUBLIC WORKS				PRIOR YEARS TAXES OUTSTANDING	
Streets and Drainage	239,100.00	Public Enterprises		Balance January 1, 1993	299,471.82
Sewers and Sewage Processing		Recreation-Culture	101,664.16	Collected in 1993	299,140.13
Garbage and Trash Disposal		Public Works	15,713.06	Cancelled, Abated or Adjusted 1993	
Public Buildings and Grounds	49,500.00	Buildings and Grounds	100.50	Transfers to Tax Title Liens or Foreclosed	
Other Public Works		Library and Education		Balance December 31, 1993	331.69
HEALTH and WELFARE		Conservation		TAX TITLE LIENS OUTSTANDING	
Health Services Except Environmental	6,045.00	All Other		Balance January 1, 1993	41,834.97
Welfare-Public Assistance	1,264.00			Transfer From Taxes	
Hospital, Clinics, First Aid		CAPITAL DEBT AUTHORIZED, DECEMBER 31, 1993		Redeemed in 1993	13,637.24
Animal, Insect, & Rodent Control	5,756.07	ISSUED AND UNISSUED		Cancelled, Abated or Adjusted (1993)	
Other Welfare Services		School	40,000	Transfer to Foreclosed Property	
RECREATION and CONSERVATION		Self-Liquidating	26,686	Balance December 31, 1993	28,197.73
Beaches and Boardwalks		Other	1,177,675	PROPERTY ACQUIRED BY DEED OR	
Parks, Playgrounds, Shade Trees	29,000.00	Total	1,244,362	FORECLOSURE	
Land Reclamation & Conservation	3,109.00			Balance January 1, 1993	530,300.00
Other Recreational Services		ISSUED AND OUTSTANDING		Transfers From Taxes or Liens	
EDUCATION (excluding schools)		School	40,000.00	Sale For Cash (1993)	
Libraries		Self-Liquidating		Cancelled, Abated or Adjusted (1993)	
Other Educational Services		Other	730,533.00	Balance December 31, 1993	530,300.00
STATUTORY EXPENDITURES		Total	770,533.00	CURRENT FINANCES DECEMBER 31, 1993	
Pensions & F. I. C. A.	85,259.00	EQUALIZED VALUATION BASIS		ASSETS	
Employee Fringe Benefits	214,900.00	FOR NET DEBT COMPUTATION	226,246,293	Cash Dec. 31, 1993	1,180,263.19
Other Statutory Expenditures	3,700.00	REAL PROPERTY VALUATIONS		Taxes Receivable	271,482.22
CETA And Other Public Employment Programs		Code Class # of Parcels % VAL'N	ASSESSED VALUATION	Tax Title Liens	28,197.73
MUNICIPAL FUNCTIONS TOTAL	1,494,438.07	1 Vocont Land 148 2.07	4,616,200.00	Foreclosed Property	530,300.00
CAPITAL IMPROVEMENTS *MEMO*	45,000.00	2 Residential 1220 62.02	138,000,000.00	Emergencies & Other Deferred Charges	20,412.77
DEBT SERVICE		3 Farm 295 8.39	18,655,500.00	State and Federal Aid Receivable	7,768.70
Principal Payments	86,410.00	4a Commercial 52 24.34	54,165,600.00	Other Receivables	72,970.25
Interest Payments	36,130.00	4b Industrial 7 2.98	6,640,400.00	Total	2,111,394.85
DEFERRED CHARGES	48,577.97	4c Apartments 2 .19	416,200.00	LIABILITIES, RESERVES, AND SURPLUS	
SCHOOL, COUNTY, SPECIAL DISTRICT TAXES	4,026,721.29	Total 1724	222,493,900.00	Cash Liabilities	544,293.56
RESERVE FOR UNCOLLECTED TAXES	278,103.00	Land Area 14.08 Sq. Miles		Reserves for Receivables	910,718.90
EXPENDITURES TOTAL	5,970,380.33	Net Valuation Taxable-Municipal	223,661,800	Surplus Dec. 31, 1993	656,382.39
		Net Valuation Taxable-County	228,296,167	Total	2,111,394.85
		State Equalized Valuation	226,409,751		
		State Equalization Ratio	98.78		

1524

Population 1990 13,177
 Population 1993 18,470
 S & P Rating
 Moody Rating AAA

General Tax Rate Per \$100. 2.00
 State Equalized Tax Rate 1.99

POINT PLEASANT BOROUGH - OCEAN CO.

Form of Government:

Borough Council

Number of Members on Governing Body - 6

PER CAPITA:

Grass Debt 843.21
 Net Debt 462.02
 Debt Service 38.26
 Total Tax Levy 1,336.07
 Municipal Expenditures 471.19

PER CENT:

Grass Debt 1.24
 Net Debt .67
 Tax Levy Collected 94.91
 Tax Levy Cancelled, Abated or Adjusted .20

EXPENDITURES	REVENUES-REALIZED	1993 PROPERTY TAX
GENERAL GOVERNMENT		STATE EQUALIZED TAX RATE 1.22
Governing Body & Public Boards		Local District School Taxes 1.22 15,077,563.00
Municipal Clerk		Regional & Consolidated School Tax
Financial Administration		School Taxes in Municipal Budget
Assessment of Taxes	74,005.00	County Taxes .45 * 5,626,238.84
Collection of Taxes	98,923.00	County Library Taxes .04 477,331.02
Planning, Housing & Development	68,701.00	Local Municipal Purpose Taxes .28 3,435,000.00
Human Resources	80,746.00	Veteran & Senior Citizen Taxes 254,200.00
Elections	105,669.00	Total Taxes for Rate Computation 1.99 24,870,332.86
General Administration (other)	507,263.68	Special District Taxes
JUDICIARY		Bank Corp. Taxes
Municipal Courts	152,774.89	Added and Omitted Taxes 61,010.46
PUBLIC SAFETY		Total Taxes Levied - ABSTRACT 24,677,143.32
Fire Protection	55,950.00	Total Taxes Billed 24,678,220.90
Police Protection	1,836,399.65	1993 TAXES COLLECTED 23,423,214.23
Civil Defense & Disaster Control	25,688.00	1993 Taxes Cancelled, Abated or Adjusted 50,202.44
Environmental Inspection & Control	67,850.00	Transfer to Tax Title Liens or Foreclosed 62,630.74
Other Public Safety		Balance Outstanding Dec. 31, 1993 1,142,173.49
PUBLIC WORKS		PRIOR YEARS TAXES OUTSTANDING
Streets and Drainage	535,226.00	Balance January 1, 1993 1,182,152.50
Sewers and Sewage Processing	128,900.00	Collected in 1993 1,117,892.06
Garbage and Trash Disposal	1,377,207.00	Cancelled, Abated or Adjusted 1993 16,491.72
Public Buildings and Grounds	52,275.00	Transfers to Tax Title Liens or Foreclosed
Other Public Works		Balance December 31, 1993 47,768.72
HEALTH and WELFARE		TAX TITLE LIENS OUTSTANDING
Health Services Except Environmental	36,054.00	Balance January 1, 1993 425,627.20
Welfare-Public Assistance	26,511.00	Transfer From Taxes 62,630.74
Hospital, Clinics, First Aid		Redeemed in 1993 345,257.24
Animal, Insect, & Rodent Control	15,000.00	Cancelled, Abated or Adjusted (1993) 28,297.08
Other Welfare Services		Transfer to Foreclosed Property
RECREATION and CONSERVATION		Balance December 31, 1993 114,703.62
Beaches and Boardwalks		PROPERTY ACQUIRED BY DEED OR FORECLOSURE
Parks, Playgrounds, Shade Trees		Balance January 1, 1993 13,100.00
Land Reclamation & Conservation	15,025.19	Transfers From Taxes or Liens
Other Recreational Services	160,689.32	Sale For Cash (1993)
EDUCATION (excluding schools)		Cancelled, Abated or Adjusted (1993)
Libraries		Balance December 31, 1993 13,100.00
Other Educational Services		CURRENT FINANCES DECEMBER 31, 1993
STATUTORY EXPENDITURES		ASSETS
Pensions & F. I. C. A.	427,270.85	Cash Dec. 31, 1993 6,491,126.08
Employee Fringe Benefits	424,975.00	Taxes Receivable 1,189,942.21
Other Statutory Expenditures	15,500.00	Tax Title Liens 114,703.62
CETA And Other Public Employment Programs		Foreclosed Property 13,100.00
MUNICIPAL FUNCTIONS TOTAL 6,288,603.58		Emergencies & Other Deferred Charges 22,400.00
CAPITAL IMPROVEMENTS *MEMO* 50,000.00		State and Federal Aid Receivable 17,873.92
DEBT SERVICE		Other Receivables 9,532.79
Principal Payments 459,000.00		Total 7,858,678.62
Interest Payments 247,619.94		LIABILITIES, RESERVES, AND SURPLUS
DEFERRED CHARGES 27,799.15		Cash Liabilities 3,709,847.45
SCHOOL, COUNTY, SPECIAL DISTRICT TAXES 21,181,132.86		Reserves for Receivables 1,327,273.62
RESERVE FOR UNCOLLECTED TAXES 1,679,837.00		Surplus Dec. 31, 1993 2,821,552.55
EXPENDITURES TOTAL 29,883,992.53		Total 7,858,678.62
	CAPITAL OUTLAY TOTAL 1,315,266.20	
	Public Enterprises 297,271.86	
	Recreation-Culture 291.41	
	Public Works 259,602.24	
	Buildings and Grounds 758,100.69	
	Library and Education	
	Conservation	
	All Other	
	CAPITAL DEBT AUTHORIZED, DECEMBER 31, 1993	
	ISSUED AND UNISSUED GROSS DEBT NET DEBT	
	School	
	Self-Liquidating 8,613,704 1,462,236	
	Other 7,071,270 7,071,270	
	Total 15,684,975 8,533,506	
	ISSUED AND OUTSTANDING	
	School	
	Self-Liquidating 8,204,552.00	
	Other 5,403,237.00	
	Total 13,607,789.00	
	EQUALIZED VALUATION BASIS FOR NET DEBT COMPUTATION 1,267,603,224	
	REAL PROPERTY VALUATIONS	
	Code Class # of Parcels % VAL'N ASSESSED VALUATION	
	1 Vacant Land 406 2.54 31,030,800.00	
	2 Residential 7300 86.70 1,058,802,900.00	
	3 Farm	
	4a Commercial 288 9.69 118,331,400.00	
	4b Industrial	
	4c Apartments 12 1.38 13,130,500.00	
	Total 8004 1,221,295,600.00	
	Land Area 5.70 Sq. Miles	
	Net Valuation Taxable-Municipal 1,229,630,890	
	Net Valuation Taxable-County 1,272,363,581	
	State Equalized Valuation 1,238,364,095	
	State Equalization Ratio 99.29	

1525

Population 1990 5,112
 Population 1993 5,160
 S & P Rating
 Moody Rating 8AA1

General Tax Rate Per \$100. 1.73
 State Equalized Tax Rate 1.72

PT. PLEASANT BEACH BORO. - OCEAN CO.

Form of Government:

Borough Council

Number of Members on Governing Body - 6

PER CAPITA:

Gross Debt 913.01
 Net Debt 685.84
 Debt Service 140.50
 Total Tax Levy 2,110.97
 Municipal Expenditures 1,185.47

PER CENT.

Gross Debt .74
 Net Debt .55
 Tax Levy Collected 93.32
 Tax Levy Cancelled, Abated or Adjusted .58

EXPENDITURES	REVENUES-REALIZED	1993 PROPERTY TAX
GENERAL GOVERNMENT		STATE EQUALIZED TAX RATE .90
Governing Body & Public Boards	1993 Property Taxes Collected 10,166,789.55	Local District School Taxes 5,688,571.00
Municipal Clerk	1993 Payments in Lieu of Taxes	Regional & Consolidated School Tax
Financial Administration 56,995.00	Delinquent Tax & Lien Collections 644,661.73	School Taxes in Municipal Budget
Assessment of Taxes 35,000.00	Business Personalty Replacement Taxes 102,804.38	County Taxes .43 *
Collection of Taxes 42,325.00	Taxes From Public Utilities 541,009.00	County Library Taxes .04
Planning, Housing & Development 42,835.00	Other Miscellaneous Tax Revenues	Local Municipal Purpose Taxes .35
Human Resources 106,937.00	State Aid Revenues 239,526.04	Veteran & Senior Citizen Taxes 46,150.00
Elections	Federal Aid Revenues	Total Taxes for Rate Computation 1.72 10,928,037.41
General Administration (other) 591,100.00		Special District Taxes
JUDICIARY		Bank Corp. Taxes
Municipal Courts 157,081.90	Sale of Acquired Property	Added and Omitted Taxes 10,700.08
PUBLIC SAFETY	Other Miscellaneous Revenues	Total Taxes Levied - ABSTRACT 10,892,587.49
Fire Protection 149,872.00	Total 13,095,101.21	Total Taxes Billed 10,895,108.80
Police Protection 1,614,953.88	Prior Years Surplus Appropriated 1,750,000.00	1993 TAXES COLLECTED 10,166,789.55
Civil Defense & Disaster Control 4,000.00	REVENUES TOTAL 14,845,101.21	1993 Taxes Cancelled, Abated or Adjusted 62,945.79
Environmental Inspection & Control 115,545.29	Reserve For Uncollected Taxes 802,122.37	Transfer to Tax Title Liens or Foreclosed 10,958.38
Other Public Safety 300.00	CAPITAL OUTLAY TOTAL 693,810.65	Balance Outstanding Dec. 31, 1993 654,415.08
PUBLIC WORKS		PRIOR YEARS TAXES OUTSTANDING
Streets and Drainage 234,710.32	Public Enterprises 57,568.06	Balance January 1, 1993 676,317.55
Sewers and Sewage Processing	Recreation-Culture 39,815.30	Collected in 1993 644,661.73
Garbage and Trash Disposal 424,700.00	Public Works 408,408.61	Cancelled, Abated or Adjusted 1993 5,184.38
Public Buildings and Grounds 164,324.20	Buildings and Grounds 188,018.68	Transfers to Tax Title Liens or Foreclosed
Other Public Works 38,000.00	Library and Education	Balance December 31, 1993 26,471.44
HEALTH and WELFARE	Conservation	TAX TITLE LIENS OUTSTANDING
Health Services Except Environmental	All Other	Balance January 1, 1993 35,512.14
Welfare-Public Assistance 22,000.00		Transfer From Taxes 10,958.38
Hospital, Clinics, First Aid		Redeemed In 1993
Animal, Insect, & Rodent Control		Cancelled, Abated or Adjusted (1993)
Other Welfare Services		Transfer to Foreclosed Property
RECREATION and CONSERVATION		Balance December 31, 1993 46,470.52
Beaches and Boardwalks 31,635.00		PROPERTY ACQUIRED BY DEED OR
Parks, Playgrounds, Shade Trees 37,270.00		FORECLOSURE
Land Reclamation & Conservation 136,708.00		Balance January 1, 1993
Other Recreational Services 5,700.00		Transfers From Taxes or Liens
EDUCATION (excluding schools)		Sale For Cash (1993)
Libraries 3,100.00		Cancelled, Abated or Adjusted (1993)
Other Educational Services		Balance December 31, 1993
STATUTORY EXPENDITURES		CURRENT FINANCES DECEMBER 31, 1993
Pensions & F. I. C. A. 242,928.00		ASSETS
Employee Fringe Benefits 292,438.13		Cash Dec. 31, 1993 2,844,177.05
Other Statutory Expenditures 9,500.00		Taxes Receivable 680,886.52
CETA And Other Public Employment Programs		Tax Title Liens 46,470.52
MUNICIPAL FUNCTIONS TOTAL 4,580,483.72		Foreclosed Property
CAPITAL IMPROVEMENTS *ME40*		Emergencies & Other Deferred Charges
DEBT SERVICE		State and Federal Aid Receivable
Principal Payments 725,000.00		Other Receivables 116,310.81
Interest Payments		Total 3,687,844.90
DEFERRED CHARGES 9,400.00		LIABILITIES, RESERVES, AND SURPLUS
SCHOOL, COUNTY, SPECIAL DISTRICT TAXES 8,663,399.39		Cash Liabilities 1,549,102.34
RESERVE FOR UNCOLLECTED TAXES 802,122.37		Reserves for Receivables 843,667.35
EXPENDITURES TOTAL 14,730,405.48		Surplus Dec. 31, 1993 1,295,074.71
		Total 3,687,844.90

General Tax Rate Per \$100.	3.06
State Equalized Tax Rate	2.85

Number of Members on Governing Body - 6

Gross Debt	557.04
Net Debt	475.43
Debt Service	65.65
Total Tax Levy	1,680.54
Municipal Expenditures	710.61

Gross Debt	.93
Net Debt	.79
Tax Levy Collected	96.84
Tax Levy Cancelled, Abated or Adjusted	

1282 / J. OCHOA

0120

Population 1990 992
 Population 1993 1,035
 S & P Rating
 Moody Rating

General Tax Rate Per \$100.

2.94

State Equalized Tax Rate

1.92

PORT REPUBLIC CITY - ATLANTIC CO.

Form of Government:

City Charter (P.L. 1897 c. 30)

Number of Members on Governing Body - 7

PER CAPITA:

Gross Debt 453.94
 Net Debt 101.45
 Debt Service 94.67
 Total Tax Levy 1,201.58
 Municipal Expenditures 716.67

PER CENT.

Gross Debt .75
 Net Debt .17
 Tax Levy Collected 87.05
 Tax Levy Cancelled, Abated or Adjusted .30

EXPENDITURES		REVENUES-REALIZED		1993 PROPERTY TAX	
GENERAL GOVERNMENT		1993 Property Taxes Collected		STATE EQUALIZED TAX RATE	
Governing Body & Public Boords		1993 Payments in Lieu of Taxes		Local District School Taxes 1.27	
Municipal Clerk		Delinquent Tax & Lien Collections		Regional & Consolidated School Tax	
Financial Administration		Business Personal Replacement Taxes		School Taxes in Municipal Budget .04	
Assessment of Taxes		Taxes From Public Utilities		County Taxes .50	
Collection of Taxes		Other Miscellaneous Tax Revenues		County Library Taxes .03	
Planning, Housing & Development		State Aid Revenues		Local Municipal Purpose Taxes .07	
Human Resources		Federal Aid Revenues		Veteran & Senior Citizen Taxes	
Elections		Sale of Acquired Property		Total Taxes for Rate Computation 1.91	
General Administration (other)		Other Miscellaneous Revenues		Special District Taxes	
JUDICIARY		Prior Years Surplus Appropriated		Bank Corp. Taxes	
Municipal Courts		REVENUES		Added and Omitted Taxes	
PUBLIC SAFETY		Reserve For Uncollected Taxes		Total Taxes Levied - ABSTRACT	
Fire Protection		CAPITAL OUTLAY		Total Taxes Billed	
Police Protection		TOTAL		1993 TAXES COLLECTED	
Civil Defense & Disaster Control		Public Enterprises		1993 Taxes Cancelled, Abated or Adjusted	
Environmental Inspection & Control		Recreation-Culture		Transfer to Tax Title Liens or Foreclosed	
Other Public Safety		Public Works		Balance Outstanding Dec. 31, 1993	
PUBLIC WORKS		Buildings and Grounds		PRIOR YEARS TAXES OUTSTANDING	
Streets and Drainage		Library and Education		Balance January 1, 1993	
Sewers and Sewage Processing		Conservation		Collected in 1993	
Garbage, and Trash Disposal		All Other		Cancelled, Abated or Adjusted 1993	
Public Buildings and Grounds		CAPITAL DEBT AUTHORIZED, DECEMBER 31, 1993		Transfers to Tax Title Liens or Foreclosed	
Other Public Works		ISSUED AND UNISSUED		Balance December 31, 1993	
HEALTH and WELFARE		GROSS DEBT		TAX TITLE LIENS OUTSTANDING	
Health Services Except Environmental		NET DEBT		Balance January 1, 1993	
Welfare-Public Assistance		SCHOOL		Transfer From Taxes	
Hospital, Clinics, First Aid		Self-Liquidating		Redeemed In 1993	
Animal, Insect, & Rodent Control		Other		Cancelled, Abated or Adjusted (1993)	
Other Welfare Services		Total		Transfer to Foreclosed Property	
RECREATION and CONSERVATION		ISSUED AND OUTSTANDING		Balance December 31, 1993	
Beaches and Boardwalks		SCHOOL		PROPERTY ACQUIRED BY DEED OR	
Parks, Playgrounds, Shade Trees		Self-Liquidating		FORECLOSURE	
Land Reclamation & Conservation		Other		Balance January 1, 1993	
Other Recreational Services		Total		Transfers From Taxes or Liens	
EDUCATION (excluding schools)		EQUALIZED VALUATION BASIS		Sale For Cash (1993)	
Libraries		FOR NET DEBT COMPUTATION		Cancelled, Abated or Adjusted (1993)	
Other Educational Services		REAL PROPERTY VALUATIONS		Balance December 31, 1993	
STATUTORY EXPENDITURES		Code Class # of Parcels % VAL'N		CURRENT FINANCES DECEMBER 31, 1993	
Pensions & F. I. C. A.		ASSESSED VALUATION		ASSETS	
Employee Fringe Benefits		1 Vacant Land 188 12.53		Cash Dec. 31, 1993	
Other Statutory Expenditures		2 Residential 379 79.81		Taxes Receivable	
CETA And Other Public Employment Programs		3 Form 18 2.78		Tax Title Liens	
MUNICIPAL FUNCTIONS		4a Commercial 12 4.88		Foreclosed Property	
CAPITAL IMPROVEMENTS		4b Industrial		Emergencies & Other Deferred Charges	
DEBT SERVICE		4c Apartments		State and Federal Aid Receivable	
Principal Payments		Total 597		Other Receivables	
Interest Payments		Land Area 8.10 Sq. Miles		Total	
TYPE I SCHL DEBT *MEMO		Net Valuation Taxable-Municipal		LIABILITIES, RESERVES, AND SURPLUS	
DEFERRED CHARGES		Net Valuation Taxable-County		Cash Liabilities	
SCHOOL, COUNTY, SPECIAL DISTRICT TAXES		State Equalized Valuation		Reserves for Receivables	
RESERVE FOR UNCOLLECTED TAXES		State Equalization Ratio		Surplus Dec. 31, 1993	
EXPENDITURES		TOTAL		Total	

1987-2000

* ABOVE DEBT SERVICE INCLUDES TYPE I SCHOOL DEBT

479

*Includes County Health Services Taxes, County Vocational School Taxes, or County Open Space Tax. See Table 13.

1139

Population 1990 12,016
 Population 1993 11,937
 S & P Rating
 Moody Rating AAA

General Tax Rate Per \$100. 3.96
 State Equalized Tax Rate 1.91

PRINCETON BOROUGH - MERCER COUNTY

Form of Government:

Borough Council

Number of Members on Governing Body - 6

PER CAPITA:

Gross Debt 2,592.60
 Net Debt 1,423.40
 Debt Service 152.53
 Total Tax Levy 1,449.57
 Municipal Expenditures 1,049.52

PER CENT:

Gross Debt 3.49
 Net Debt 1.92
 Tax Levy Collected 97.23
 Tax Levy Cancelled, Abated or Adjusted .08

EXPENDITURES		REVENUES-REALIZED		1993 PROPERTY TAX	
GENERAL GOVERNMENT		1993 Property Taxes Collected		STATE EQUALIZED TAX RATE	
Governing Body & Public Boards		16,821,134.30		Local District School Taxes	
Municipal Clerk				Regional & Consolidated School Tax .90	
Financial Administration	524,423.50	1993 Payments in Lieu of Taxes		School Taxes in Municipal Budget	
Assessment of Taxes	34,505.00	Delinquent Tax & Lien Collections		County Taxes .54 *	
Collection of Taxes	118,143.00	Business Personalty Replacement Taxes		County Library Taxes	
Planning, Housing & Development	162,573.70	Taxes From Public Utilities		Local Municipal Purpose Taxes .46	
Human Resources	122,663.00	Other Miscellaneous Tax Revenues		Veteran & Senior Citizen Taxes	
Elections	4,675.00	State Aid Revenues		Total Taxes for Rate Computation 1.90	
General Administration (other)	1,845,865.00	Federal Aid Revenues		Special District Taxes	
JUDICIARY		Sale of Acquired Property		Bank Corp. Taxes	
Municipal Courts	204,699.00	Other Miscellaneous Revenues		Added and Omitted Taxes	
PUBLIC SAFETY		Total		Total Taxes Levied - ABSTRACT	
Fire Protection	305,366.00	Prior Years Surplus Appropriated		Total Taxes Billed	
Police Protection	2,012,916.99	REVENUES TOTAL		1993 TAXES COLLECTED	
Civil Defense & Disaster Control	300.00	Reserve For Uncollected Taxes		1993 Taxes Cancelled, Abated or Adjusted	
Environmental Inspection & Control	210,470.00	CAPITAL OUTLAY TOTAL		Transfer to Tax Title Liens or Foreclosed	
Other Public Safety				Balance Outstanding Dec. 31, 1993	
PUBLIC WORKS				PRIOR YEARS TAXES OUTSTANDING	
Streets and Drainage	768,054.00	Public Enterprises		Balance January 1, 1993	
Sewers and Sewage Processing	1,661,743.00	Recreation-Culture		Collected in 1993	
Garbage and Trash Disposal	484,446.00	Public Works		Cancelled, Abated or Adjusted 1993	
Public Buildings and Grounds	336,364.00	Buildings and Grounds		Transfers to Tax Title Liens or Foreclosed	
Other Public Works		Library and Education		Balance December 31, 1993	
HEALTH and WELFARE		Conservation		TAX TITLE LIENS OUTSTANDING	
Health Services Except Environmental	259,813.00	All Other		Balance January 1, 1993	
Welfare-Public Assistance	29,699.00	CAPITAL DEBT AUTHORIZED, DECEMBER 31, 1993		Transfer From Taxes	
Hospital, Clinics, First Aid		ISSUED AND UNISSUED		Redeemed in 1993	
Animal, Insect, & Rodent Control	12,654.00	GROSS DEBT		Cancelled, Abated or Adjusted (1993)	
Other Welfare Services		NET DEBT		Transfer to Foreclosed Property	
RECREATION and CONSERVATION		SCHOOL		Balance December 31, 1993	
Beaches and Boardwalks		Self-Liquidating		PROPERTY ACQUIRED BY DEED OR	
Parks, Playgrounds, Shade Trees	7,375.00	Other		FORECLOSURE	
Land Reclamation & Conservation	495.00	Total		Balance January 1, 1993	
Other Recreational Services	178,493.00	ISSUED AND OUTSTANDING		Transfers From Taxes or Liens	
EDUCATION (excluding schools)		SCHOOL		Sale For Cash (1993)	
Libraries	45,296.60	Self-Liquidating		Cancelled, Abated or Adjusted (1993)	
Other Educational Services		Other		Balance December 31, 1993	
STATUTORY EXPENDITURES		Total		CURRENT FINANCES DECEMBER 31, 1993	
Pensions & F. I. C. A.	535,758.00	EQUALIZED VALUATION BASIS		ASSETS	
Employee Fringe Benefits		FOR NET DEBT COMPUTATION		Cash Dec. 31, 1993	
Other Statutory Expenditures		REAL PROPERTY VALUATIONS		Taxes Receivable	
CETA And Other Public Employment Programs		Code Class # of Parcels % VAL'N		Tax Title Liens	
MUNICIPAL FUNCTIONS TOTAL	9,866,790.79	1 Vacant Land 150 1.67		Foreclosed Property	
CAPITAL IMPROVEMENTS *MEMO*	86,150.00	2 Residential 2041 70.91		Emergencies & Other Deferred Charges	
DEBT SERVICE		3 Farm		State and Federal Aid Receivable	
Principal Payments	906,133.00	4a Commercial 188 23.05		Other Receivables	
Interest Payments	910,032.25	4b Industrial		Total	
		4c Apartments 43 4.38		LIABILITIES, RESERVES, AND SURPLUS	
		Total 2422		Cash Liabilities	
DEFERRED CHARGES	235,725.00	Land Area 1.76 Sq. Miles		Reserves for Receivables	
SCHOOL, COUNTY, SPECIAL DISTRICT TAXES	13,036,842.25	Net Valuation Taxable-Municipal		Surplus Dec. 31, 1993	
RESERVE FOR UNCOLLECTED TAXES	573,000.00	Net Valuation Taxable-County		Total	
EXPENDITURES TOTAL	25,533,523.29	State Equalized Valuation			
		State Equalization Ratio			

*Includes County Health Services Taxes, County Vocational School Taxes, or County Open Space Tax. See Table 13.

Population 1990 13,198
 Population 1993 13,048
 S & P Rating AA+
 Moody Rating AAA

General Tax Rate Per \$100. 4.14
 State Equalized Tax Rate 1.81

PRINCETON TOWNSHIP - MERCER COUNTY

Form of Government:

Township Committee

Number of Members on Governing Body - 5

PER CAPITA:

Gross Debt 4,292.49
 Net Debt 2,354.96
 Debt Service 224.07
 Total Tax Levy 2,513.59
 Municipal Expenditures 1,263.01

PER CENT:

Gross Debt 3.20
 Net Debt 1.76
 Tax Levy Collected 97.47
 Tax Levy Cancelled, Abated or Adjusted .04

EXPENDITURES		REVENUES-REALIZED		1993 PROPERTY TAX	
GENERAL GOVERNMENT				STATE EQUALIZED TAX RATE →	
Governing Body & Public Boards	101,887.00	1993 Property Taxes Collected	32,006,779.86	Local District School Taxes	
Municipal Clerk	119,702.00	1993 Payments in Lieu of Taxes	263,312.99	Regional & Consolidated School Tax	.90 16,002,903.50
Financial Administration	473,935.50	Delinquent Tax & Lien Collections	695,128.26	School Taxes in Municipal Budget	
Assessment of Taxes	79,904.00	Business Personalty Replacement Taxes	142,512.64	County Taxes	.53 * 9,515,982.09
Collection of Taxes	124,153.00	Taxes From Public Utilities	1,271,651.00	County Library Taxes	
Planning, Housing & Development	911,684.00	Other Miscellaneous Tax Revenues		Local Municipal Purpose Taxes	.38 6,809,943.00
Human Resources	535,653.50	State Aid Revenues	809,936.41	Veteran & Senior Citizen Taxes	45,950.00
Elections	5,640.00	Federal Aid Revenues		Total Taxes for Rate Computation	1.81 32,374,778.59
General Administration (other)	2,052,343.70			Special District Taxes	
JUDICIARY		Sale of Acquired Property		Bank Corp. Taxes	
Municipal Courts	155,301.00	Other Miscellaneous Revenues	5,946,180.44	Added and Omitted Taxes	468,489.48
PUBLIC SAFETY		Total	41,135,501.60	Total Taxes Levied - ABSTRACT	32,797,318.07
Fire Protection	339,761.00	Prior Years Surplus Appropriated	2,577,101.20	Total Taxes Billed	32,839,247.68
Police Protection	2,002,874.42	REVENUES TOTAL	43,712,602.80	1993 TAXES COLLECTED	32,006,779.86
Civil Defense & Disaster Control	300.00	Reserve For Uncollected Taxes	1,949,577.00	1993 Taxes Cancelled, Abated or Adjusted	13,132.08
Environmental Inspection & Control		CAPITAL OUTLAY TOTAL	1,666,968.62	Transfer to Tax Title Liens or Foreclosed	14,396.17
Other Public Safety				Balance Outstanding Dec. 31, 1993	804,939.57
PUBLIC WORKS				PRIOR YEARS TAXES OUTSTANDING	
Streets and Drainage	744,370.00	Public Enterprises	104,831.77	Balance January 1, 1993	827,239.90
Sewers and Sewage Processing	1,568,947.00	Recreation-Culture		Collected in 1993	695,128.26
Garbage and Trash Disposal		Public Works	239,968.32	Cancelled, Abated or Adjusted 1993	
Public Buildings and Grounds	118,686.00	Buildings and Grounds	1,322,168.53	Transfers to Tax Title Liens or Foreclosed	250.00
Other Public Works		Library and Education		Balance December 31, 1993	131,861.64
HEALTH and WELFARE		Conservation		TAX TITLE LIENS OUTSTANDING	
Health Services Except Environmental	200,901.00	All Other		Balance January 1, 1993	69,292.12
Welfare-Public Assistance	83,630.00	CAPITAL DEBT AUTHORIZED, DECEMBER 31, 1993		Transfer From Taxes	14,646.17
Hospital, Clinics, First Aid		ISSUED AND UNISSUED		Redeemed in 1993	
Animal, Insect, & Rodent Control	36,767.00	School	6,984,063	Cancelled, Abated or Adjusted (1993)	
Other Welfare Services		Self-Liquidating	8,100,000	Transfer to Foreclosed Property	
RECREATION and CONSERVATION		Other	40,924,397	Balance December 31, 1993	83,938.29
Beaches and Boardwalks		Total	56,008,460	PROPERTY ACQUIRED BY DEED OR FORECLOSURE	
Parks, Playgrounds, Shade Trees	9,455.00	ISSUED AND OUTSTANDING		Balance January 1, 1993	
Land Reclamation & Conservation	35,445.00	School	6,984,063.00	Transfers From Taxes or Liens	
Other Recreational Services	429,597.00	Self-Liquidating		Sale For Cash (1993)	
EDUCATION (excluding schools)		Other	27,844,733.38	Cancelled, Abated or Adjusted (1993)	
Libraries	879,286.00	Total	34,828,796.38	Balance December 31, 1993	
Other Educational Services	27,533.00	EQUALIZED VALUATION BASIS		CURRENT FINANCES DECEMBER 31, 1993	
STATUTORY EXPENDITURES		FOR NET DEBT COMPUTATION	1,747,814,464	ASSETS	
Pensions & F. I. C. A.	511,500.00	REAL PROPERTY VALUATIONS		Cash Dec. 31, 1993	9,914,992.73
Employee Fringe Benefits		Code Class # of Parcels % VAL'N ASSESSED VALUATION		Taxes Receivable	936,801.21
Other Statutory Expenditures		1 Vacant Land 731 3.51 27,356,900.00		Tax Title Liens	83,938.29
CETA And Other Public Employment Programs		2 Residential 4039 83.99 655,014,800.00		Foreclosed Property	
MUNICIPAL FUNCTIONS TOTAL 11,548,254.12		3 Farm 83 2.03 15,816,500.00		Emergencies & Other Deferred Charges	265,505.63
CAPITAL IMPROVEMENTS *MEMO* 221,630.00		4a Commercial 107 7.62 59,402,200.00		State and Federal Aid Receivable	5,432.85
DEBT SERVICE		4b Industrial 2 .23 1,786,400.00		Other Receivables	254,790.18
Principal Payments	1,624,597.05	4c Apartments 10 2.63 20,506,400.00		Total	11,461,460.89
Interest Payments	1,299,110.97	Total 4972 779,883,200.00		LIABILITIES, RESERVES, AND SURPLUS	
DEFERRED CHARGES		Land Area 16.25 Sq. Miles		Cash Liabilities	5,604,460.96
SCHOOL, COUNTY, SPECIAL DISTRICT TAXES	25,518,885.59	Net Valuation Taxable-Municipal	781,902,372	Reserves for Receivables	1,275,529.68
RESERVE FOR UNCOLLECTED TAXES	1,949,577.00	Net Valuation Taxable-County	1,750,905,169	Surplus Dec. 31, 1993	4,581,470.25
EXPENDITURES TOTAL 42,063,824.73		State Equalized Valuation	1,782,981,035	Total	11,461,460.89
		State Equalization Ratio	43.79		

1610

Population 1990 5,053
 Population 1993 5,341
 S & P Rating
 Moody Rating 3AA1

General Tax Rate Per \$100. 2.28
 State Equalized Tax Rate 2.50

PROSPECT PARK BOROUGH - PASSAIC CO.

Form of Government:

Borough Council

Number of Members on Governing Body - 6

PER CAPITA:

Gross Debt 237.86
 Net Debt 97.50
 Debt Service 11.66
 Total Tax Levy 371.96
 Municipal Expenditures 414.75

PER CENT:

Gross Debt .67
 Net Debt .27
 Tax Levy Collected 47.11
 Tax Levy Cancelled, Abated or Adjusted .46

EXPENDITURES		REVENUES-REALIZED		1993 PROPERTY TAX	
GENERAL GOVERNMENT		1993 Property Taxes Collected		STATE EQUALIZED TAX RATE	
Governing Body & Public Boards		1993 Payments in Lieu of Taxes	4,555,224.00	Local District School Taxes	.82 1,531,026.00
Municipal Clerk	25,450.00	Delinquent Tax & Lien Collections	61,485.00	Regional & Consolidated School Tax	.44 825,407.29
Financial Administration	7,375.00	Business Personalty Replacement Taxes	52,736.00	School Taxes in Municipal Budget	
Assessment of Taxes	31,950.00	Taxes From Public Utilities	159,553.00	County Taxes	.54 1,010,555.35
Collection of Taxes	1,500.00	Other Miscellaneous Tax Revenues		County Library Taxes	
Planning, Housing & Development	62,535.00	State Aid Revenues	284,276.00	Local Municipal Purpose Taxes	.69 1,289,341.00
Human Resources		Federal Aid Revenues		Veteran & Senior Citizen Taxes	
Elections				Total Taxes for Rate Computation	2.49 4,694,629.64
General Administration (other)	238,341.00			Special District Taxes	
JUDICIARY		Sale of Acquired Property		Bank Corp. Taxes	
Municipal Courts	77,728.00	Other Miscellaneous Revenues	64,842.30	Added and Omitted Taxes	799.00
PUBLIC SAFETY		Total	5,178,116.30	Total Taxes Levied - ABSTRACT	4,657,128.64
Fire Protection	45,881.00	Prior Years Surplus Appropriated	86,000.00	Total Taxes Billed	9,670,258.00
Police Protection	621,065.00	REVENUES - TOTAL	5,264,116.30	1993 TAXES COLLECTED	4,555,224.00
Civil Defense & Disaster Control	676.00	Reserve For Uncollected Taxes	148,253.00	1993 Taxes Cancelled, Abated or Adjusted	44,440.00
Environmental Inspection & Control	26,855.00			Transfer to Tax Title Liens or Foreclosed	310.00
Other Public Safety		CAPITAL OUTLAY TOTAL	80,067.00	Balance Outstanding Dec. 31, 1993	70,294.00
PUBLIC WORKS				PRIOR YEARS TAXES OUTSTANDING	
Streets and Drainage	103,541.00	Public Enterprises		Balance January 1, 1993	69,657.00
Sewers and Sewage Processing	167,825.00	Recreation-Culture		Collected in 1993	61,485.00
Gorbage and Trash Disposal	292,000.00	Public Works	43,399.00	Cancelled, Abated or Adjusted 1993	
Public Buildings and Grounds	37,442.00	Buildings and Grounds	36,668.00	Transfers to Tax Title Liens or Foreclosed	
Other Public Works		Library and Education		Balance December 31, 1993	8,172.00
HEALTH and WELFARE		Conservation		TAX TITLE LIENS OUTSTANDING	
Health Services Except Environmental	22,330.00	All Other		Balance January 1, 1993	2,203.00
Welfare-Public Assistance	4,500.00			Transfer From Taxes	310.00
Hospital, Clinics, First Aid		CAPITAL DEBT AUTHORIZED, DECEMBER 31, 1993		Redeemed In 1993	
Animal, Insect, & Rodent Control	1,800.00	ISSUED AND UNISSUED		Cancelled, Abated or Adjusted (1993)	
Other Welfare Services		School	749,657	Transfer to Foreclosed Property	
RECREATION and CONSERVATION		Self-Liquidating		Balance December 31, 1993	2,513.00
Beaches and Boardwalks		Other	520,765	PROPERTY ACQUIRED BY DEED OR	
Parks, Playgrounds, Shade Trees		Total	1,270,422	FORECLOSURE	
Land Reclamation & Conservation	2,460.00			Balance January 1, 1993	250.00
Other Recreational Services	2,375.00	ISSUED AND OUTSTANDING		Transfers From Taxes or Liens	
EDUCATION (excluding schools)		School	749,657.00	Sale For Cash (1993)	
Libraries		Self-Liquidating		Cancelled, Abated or Adjusted (1993)	
Other Educational Services		Other	239,500.00	Balance December 31, 1993	250.00
Other Educational Services		Total	989,157.00	CURRENT FINANCES DECEMBER 31, 1993	
STATUTORY EXPENDITURES		EQUALIZED VALUATION BASIS		ASSETS	
Pensions & F. I. C. A.	87,312.00	FOR NET DEBT COMPUTATION	190,773.003	Cash Dec. 31, 1993	393,651.00
Employee Fringe Benefits	140,000.00	REAL PROPERTY VALUATIONS		Taxes Receivable	78,456.00
Other Statutory Expenditures		Code Class # of Parcels % VAL'N	ASSESSED VALUATION	Tax Title Liens	2,513.00
CETA And Other Public Employment Programs		1 Vacant Land 28 1.23	2,515,300.00	Foreclosed Property	250.00
MUNICIPAL FUNCTIONS TOTAL	2,000,941.00	2 Residential 1072 86.15	175,997,100.00	Emergencies & Other Deferred Charges	82,688.00
CAPITAL IMPROVEMENTS *MEMO*	15,000.00	3 Farm		State and Federal Aid Receivable	
DEBT SERVICE		4a Commercial 72 10.93	22,319,300.00	Other Receivables	40,136.00
Principal Payments	45,000.00	4b Industrial 4 1.69	3,451,600.00	Total	597,694.00
Interest Payments	17,237.00	4c Apartments		LIABILITIES, RESERVES, AND SURPLUS	
		Total 1176	234,283,300.00	Cash Liabilities	230,740.00
DEFERRED CHARGES	3,703.00	Land Area .45 Sq. Miles		Reserves for Receivables	121,355.00
SCHOOL, COUNTY, SPECIAL DISTRICT TAXES	3,366,938.64	Net Valuation Taxable-Municipal	204,800,836	Surplus Dec. 31, 1993	245,599.00
RESERVE FOR UNCOLLECTED TAXES	148,253.00	Net Valuation Taxable-County	188,790,071		
EXPENDITURES TOTAL	5,582,172.64	State Equalized Valuation	186,771,456		
		State Equalization Ratio	109.68		

1711

Population 1990 2,511
 Population 1993 2,397
 S & P Rating
 Moody Rating

General Tax Rate Per \$100. 3.35
 State Equalized Tax Rate 1.88

QUINTON TOWNSHIP - SALEM COUNTY

Form of Government:

Township Committee

Number of Members on Governing Body - 3

PER CAPITA:

Gross Debt 372.13
 Net Debt 219.44
 Debt Service 10.18
 Total Tax Levy 934.92
 Municipal Expenditures 432.16

PER CENT

Gross Debt .95
 Net Debt .56
 Tax Levy Collected 36.97
 Tax Levy Cancelled, Abated or Adjusted .56

EXPENDITURES		REVENUES-REALIZED		1993 PROPERTY TAX	
GENERAL GOVERNMENT		1993 Property Taxes Collected		STATE EQUALIZED TAX RATE	
Governing Body & Public Boords	15,435.00	1993 Payments in Lieu of Taxes		Local District School Taxes	1.02
Municipal Clerk	12,540.00	Delinquent Tax & Lien Collections		Regional & Consolidated School Tax	
Financial Administration	26,120.00	Business Personalty Replacement Taxes		School Taxes in Municipal Budget	
Assessment of Taxes	15,950.00	Taxes From Public Utilities		County Taxes	.69
Collection of Taxes	30,630.00	Other Miscellaneous Tax Revenues		County Library Taxes	
Planning, Hausing & Development	24,825.00	State Aid Revenues		Local Municipal Purpose Taxes	.16
Human Resources	9,537.00	Federal Aid Revenues		Veteran & Senior Citizen Taxes	
Elections		Sale of Acquired Property		Total Taxes for Rate Computation	1.87
General Administration (other)	61,830.00	Other Miscellaneous Revenues		Special District Taxes	
JUDICIARY		Total		Bank Corp. Taxes	
Municipal Courts	22,370.00	Prior Years Surplus Appropriated		Added and Omitted Taxes	
PUBLIC SAFETY		REVENUES		Total Taxes Levied - ABSTRACT	
Fire Protection	17,002.70	Reserve For Uncollected Taxes		Total Taxes Billed	
Police Protection	4,000.00	CAPITAL OUTLAY		1993 TAXES COLLECTED	
Civil Defense & Disaster Control	6,350.00	Public Enterprises		1993 Taxes Cancelled, Abated or Adjusted	
Environmental Inspection & Control	22,844.00	Recreation-Culture		Transfer to Tax Title Liens or Foreclosed	
Other Public Safety		Public Works		Balance Outstanding Dec. 31, 1993	
PUBLIC WORKS		Buildings and Grounds		PRIOR YEARS TAXES OUTSTANDING	
Streets and Drainage	132,610.00	Library and Education		Balance January 1, 1993	
Sewers and Sewage Processing		Conservation		Collected in 1993	
Garbage and Trsh Disposol	211,200.00	All Other		Cancelled, Aboted or Adjusted 1993	
Public Buildings and Grounds	41,300.00	CAPITAL DEBT AUTHORIZED, DECEMBER 31, 1993		Transfers to Tax Title Liens or Foreclosed	
Other Public Works		ISSUED AND UNISSUED		Balance December 31, 1993	
HEALTH and WELFARE		GROSS DEBT		TAX TITLE LIENS OUTSTANDING	
Health Services Except Environmental	2,615.00	NET DEBT		Balance January 1, 1993	
Welfare-Public Assistance	3,450.00	SCHOOL		Transfer From Taxes	
Hospital, Clinics, First Aid		Self-Liquidating		Redeemed In 1993	
Animal, Insect, & Rodent Control	6,700.00	Other		Cancelled, Abated or Adjusted (1993)	
Other Welfare Services		Total		Transfer to Foreclosed Property	
RECREATION and CONSERVATION		ISSUED AND OUTSTANDING		Balance December 31, 1993	
Beaches and Boardwalks		SCHOOL		PROPERTY ACQUIRED BY DEED OR	
Parks, Playgrounds, Shade Trees		Self-Liquidating		FORECLOSURE	
Land Reclamation & Conservation		Other		Balance January 1, 1993	
Other Recreational Services	3,000.00	Total		Transfers From Taxes or Liens	
EDUCATION (excluding schools)		EQUALIZED VALUATION BASIS		Sale For Cash (1993)	
Libraries	200.00	FOR NET DEBT COMPUTATION		Cancelled, Abated or Adjusted (1993)	
Other Educational Services		REAL PROPERTY VALUATIONS		Balance December 31, 1993	
STATUTORY EXPENDITURES		ASSESSED VALUATION		CURRENT FINANCES DECEMBER 31, 1993	
Pensions & F.I. C. A.	7,400.00	CASH DEC. 31, 1993		ASSETS	
Employee Fringe Benefits		Taxes Receivable		Cash Dec. 31, 1993	
Other Statutory Expenditures	100.00	Tax Title Liens		Taxes Receivable	
CETA And Other Public Employment Programs		Foreclosed Property		Tax Title Liens	
MUNICIPAL FUNCTIONS		Emergencies & Other Deferred Charges		Foreclosed Property	
CAPITAL IMPROVEMENTS		State and Federal Aid Receivable		Emergencies & Other Deferred Charges	
DEBT SERVICE		Other Receivables		State and Federal Aid Receivable	
Principal Payments	22,000.00	Total		Other Receivables	
Interest Payments	2,409.00	LIABILITIES, RESERVES, AND SURPLUS		Total	
DEFERRED CHARGES		CASH LIABILITIES		Cash Liabilities	
SCHOOL, COUNTY, SPECIAL DISTRICT TAXES		RESERVES FOR RECEIVABLES		Reserves for Receivables	
RESERVE FOR UNCOLLECTED TAXES		SURPLUS DEC. 31, 1993		Surplus Dec. 31, 1993	
EXPENDITURES		TOTAL		Total	
TOTAL					

2013

Population 1990 25,325
 Population 1993 25,675
 S & P Rating
 Moody Rating A1

General Tax Rate Per \$100. 2.78
 State Equalized Tax Rate 2.78

RAHWAY CITY - UNION COUNTY
 Form of Government:
Mayor-Council Plan F (OMCL 50)
 Number of Members on Governing Body - 9

PER CAPITA:
 Gross Debt 1,321.59
 Net Debt 521.02
 Debt Service 54.08
 Total Tax Levy 1,480.11
 Municipal Expenditures 928.90

PER CENT:
 Gross Debt 2.44
 Net Debt .96
 Tax Levy Collected 96.14
 Tax Levy Cancelled, Abated or Adjusted .35

EXPENDITURES	REVENUES-REALIZED	1993 PROPERTY TAX
GENERAL GOVERNMENT		STATE EQUALIZED TAX RATE
Governing Body & Public Boards 64,130.00	1993 Property Taxes Collected 35,568,783.38	Local District School Taxes 1.35 18,493,849.50
Municipal Clerk 94,454.00	1993 Payments in Lieu of Taxes 333,255.36	Regional & Consolidated School Tax
Financial Administration 336,495.00	Delinquent Tax & Lien Collections 998,986.48	School Taxes in Municipal Budget
Assessment of Taxes 104,750.00	Business Personalty Replacement Taxes 832,773.64	County Taxes .45 6,099,391.95
Collection of Taxes 32,175.00	Taxes From Public Utilities 1,406,086.31	County Library Taxes
Planning, Housing & Development 381,178.99	Other Miscellaneous Tax Revenues	Local Municipal Purpose Taxes .98 13,359,821.21
Human Resources	State Aid Revenues 3,825,690.32	Veteran & Senior Citizen Taxes
Elections	Federal Aid Revenues 128,250.76	Total Taxes for Rate Computation 2.78 38,262,162.66
General Administration (other) 3,055,850.00		Special District Taxes
JUDICIARY		Bank Corp. Taxes
Municipal Courts 211,400.00	Sale of Acquired Property	Added and Omitted Taxes 48,720.90
PUBLIC SAFETY	Other Miscellaneous Revenues 2,351,953.22	Total Taxes Levied - ABSTRACT 38,001,783.56
Fire Protection 3,130,363.00	Total 45,445,779.47	Total Taxes Billed 36,996,334.47
Police Protection 4,052,655.30	Prior Years Surplus Appropriated 1,500,000.00	1993 TAXES COLLECTED 35,568,783.38
Civil Defense & Disaster Control 28,661.00	REVENUES TOTAL 46,945,779.47	1993 Taxes Cancelled, Abated or Adjusted 131,174.20
Environmental Inspection & Control 173,474.00	Reserve For Uncollected Taxes 1,317,255.69	Transfer to Tax Title Liens or Foreclosed 302,858.19
Other Public Safety		Balance Outstanding Dec. 31, 1993 993,518.70
PUBLIC WORKS	CAPITAL OUTLAY TOTAL 587,649.94	PRIOR YEARS TAXES OUTSTANDING
Streets and Drainage 325,644.00	Public Enterprises 21,382.33	Balance January 1, 1993 1,252,317.10
Sewers and Sewage Processing 3,847,143.00	Recreation-Culture 7,240.00	Collected in 1993 901,414.76
Garbage and Trash Disposal	Public Works 525,747.00	Cancelled, Abated or Adjusted 1993 12,082.98
Public Buildings and Grounds	Buildings and Grounds 33,280.61	Transfers to Tax Title Liens or Foreclosed 38,552.84
Other Public Works 1,748,796.00	Library and Education	Balance December 31, 1993 300,266.52
HEALTH and WELFARE	Conservation	TAX TITLE LIENS OUTSTANDING
Health Services Except Environmental 707,957.00	All Other	Balance January 1, 1993 811,859.61
Welfare-Public Assistance 2,000.00		Transfer From Taxes 348,996.31
Hospital, Clinics, First Aid 2,000.00		Redeemed in 1993 97,246.39
Animal, Insect, & Rodent Control 18,000.00		Cancelled, Abated or Adjusted (1993)
Other Welfare Services 1,200.00		Transfer to Foreclosed Property
RECREATION and CONSERVATION		Balance December 31, 1993 1,063,609.53
Beaches and Boardwalks		PROPERTY ACQUIRED BY DEED OR FORECLOSURE
Parks, Playgrounds, Shode Trees		Balance January 1, 1993 1,775,600.00
Land Reclamation & Conservation		Transfers From Taxes or Liens
Other Recreational Services 298,000.00		Sale For Cash (1993)
EDUCATION (excluding schools)		Cancelled, Abated or Adjusted (1993)
Libraries 633,732.00		Balance December 31, 1993 1,775,600.00
Other Educational Services		CURRENT FINANCES DECEMBER 31, 1993
STATUTORY EXPENDITURES		ASSETS
Pensions & F. I. C. A. 1,490,531.00		Cash Dec. 31, 1993 5,180,434.55
Employee Fringe Benefits		Taxes Receivable 1,293,785.22
Other Statutory Expenditures		Tax Title Liens 1,063,609.53
CETA And Other Public Employment Programs		Foreclosed Property 1,775,600.00
MUNICIPAL FUNCTIONS TOTAL 20,740,639.29		Emergencies & Other Deferred Charges 67,103.00
CAPITAL IMPROVEMENTS *MEMO* 500,000.00		State and Federal Aid Receivable 256,325.47
DEBT SERVICE		Other Receivables 84,444.39
Principal Payments 500,000.00		Total 9,721,302.16
Interest Payments 888,544.57		LIABILITIES, RESERVES, AND SURPLUS
DEFERRED CHARGES 403,093.18		Cash Liabilities 2,792,704.16
SCHOOL, COUNTY, SPECIAL DISTRICT TAXES 24,593,241.45		Reserves for Receivables 4,217,439.14
RESERVE FOR UNCOLLECTED TAXES 1,317,255.69		Surplus Dec. 31, 1993 2,711,158.86
EXPENDITURES TOTAL 48,442,774.18		Total 9,721,302.16
	REAL PROPERTY VALUATIONS	
	Code Class # of Parcels % VALN ASSESSED VALUATION	
	1 Vacant Land 398 1.39 18,768,200.00	
	2 Residential 6978 68.77 931,953,900.00	
	3 Farm	
	4a Commercial 434 11.37 153,630,700.00	
	4b Industrial 92 15.26 206,251,300.00	
	4c Apartments 75 3.01 40,618,900.00	
	Total 7977 1,351,222,900.00	
	Land Area 4.00 Sq. Miles	
	Net Valuation Taxable-Municipal 1,366,722,426	
	Net Valuation Taxable-County 1,348,219,887	
	State Equalized Valuation 1,365,642,312	
	State Equalization Ratio 100.08	

0248

Population 1990 13,228
 Population 1993 14,100
 S & P Rating
 Moody Rating

General Tax Rate Per \$100. 2.23
 State Equalized Tax Rate 2.00

RAMSEY BOROUGH - BERGEN COUNTY

Form of Government:

Borough Council

Number of Members on Governing Body - 6

PER CAPITA
 Gross Debt 636.36
 Net Debt 540.62
 Debt Service 46.66
 Total Tax Levy 2,229.28
 Municipal Expenditures 946.40

PER CENT
 Gross Debt .57
 Net Debt .49
 Tax Levy Collected 95.79
 Tax Levy Cancelled, Abated or Adjusted 1.07

EXPENDITURES		REVENUES-REALIZED		1993 PROPERTY TAX	
GENERAL GOVERNMENT		1993 Property Taxes Collected		STATE EQUALIZED TAX RATE 1.15	
Governing Body & Public Boards		1993 Payments in Lieu of Taxes		Local District School Taxes	18,087,889.72
Municipal Clerk		Delinquent Tax & Lien Collections		Regional & Consolidated School Tax	
Financial Administration	2,500.00	Business Personal Replacement Taxes		School Taxes in Municipal Budget	
Assessment of Taxes	132,000.00	Taxes From Public Utilities		County Taxes	4,471,424.06
Collection of Taxes	153,100.00	Other Miscellaneous Tax Revenues		County Library Taxes	
Planning, Housing & Development	81,500.00	State Aid Revenues	617,462.54	Local Municipal Purpose Taxes	8,710,837.67
Human Resources	171,192.00	Federal Aid Revenues		Veteran & Senior Citizen Taxes	65,750.00
Elections				Total Taxes for Rate Computation	31,335,901.45
General Administration (other)	1,569,501.97			Special District Taxes	
JUDICIARY		Sale of Acquired Property		Bank Corp. Taxes	
Municipal Courts	162,000.00	Other Miscellaneous Revenues		Added and Omitted Taxes	162,658.73
PUBLIC SAFETY		Total	34,685,258.18	Total Taxes Levied - ABSTRACT	31,432,810.18
Fire Protection	174,486.50	Prior Years Surplus Appropriated	1,065,000.00	Total Taxes Billed	31,443,948.14
Police Protection	2,312,100.00	REVENUES TOTAL	35,750,258.18	1993 TAXES COLLECTED	30,119,187.51
Civil Defense & Disaster Control	22,775.00	Reserve For Uncollected Taxes	1,880,090.08	1993 Taxes Cancelled, Abated or Adjusted	337,231.75
Environmental Inspection & Control	146,000.00			Transfer to Tax Title Liens or Foreclosed	11,569.24
Other Public Safety		CAPITAL OUTLAY TOTAL	725,426.44	Balance Outstanding Dec. 31, 1993	975,959.66
PUBLIC WORKS				PRIOR YEARS TAXES OUTSTANDING	
Streets and Drainage	905,500.00	Public Enterprises	147,085.74	Balance January 1, 1993	1,231,903.76
Sewers and Sewage Processing	628,500.00	Recreation-Culture		Collected in 1993	1,139,558.18
Garbage and Trash Disposal	1,460,000.00	Public Works	292,676.01	Cancelled, Abated or Adjusted 1993	57,594.88
Public Buildings and Grounds	102,300.00	Buildings and Grounds	285,662.69	Transfers to Tax Title Liens or Foreclosed	
Other Public Works	60,000.00	Library and Education		Balance December 31, 1993	34,750.70
HEALTH and WELFARE		Conservation		TAX TITLE LIENS OUTSTANDING	
Health Services Except Environmental	134,920.14	All Other		Balance January 1, 1993	68,610.97
Welfare-Public Assistance	3,000.00			Transfer From Taxes	11,569.24
Hospital, Clinics, First Aid		CAPITAL DEBT AUTHORIZED, DECEMBER 31, 1993		Redeemed In 1993	11,153.23
Animal, Insect, & Rodent Control	12,000.00	ISSUED AND UNISSUED		Cancelled, Abated or Adjusted (1993)	2,954.41
Other Welfare Services		School		Transfer to Foreclosed Property	
RECREATION and CONSERVATION		Self-Liquidating	1,349,889	Balance December 31, 1993	66,072.57
Beaches and Boardwalks		Other	7,622,796	PROPERTY ACQUIRED BY DEED OR	
Parks, Playgrounds, Shude Trees	20,000.00	Total	8,972,685	FORECLOSURE	
Land Reclamation & Conservation	106,586.43			Balance January 1, 1993	28,100.00
Other Recreational Services	62,350.00	ISSUED AND OUTSTANDING		Transfers From Taxes or Liens	
EDUCATION (excluding schools)		School		Sale For Cash (1993)	
Libraries	529,704.00	Self-Liquidating	923,170.61	Cancelled, Abated or Adjusted (1993)	
Other Educational Services		Other	4,747,000.00	Balance December 31, 1993	28,100.00
STATUTORY EXPENDITURES		Total	5,670,170.61	CURRENT FINANCES DECEMBER 31, 1993	
Pensions & F. I. C. A.	591,760.19	EQUALIZED VALUATION BASIS		ASSETS	
Employee Fringe Benefits	960,000.00	FOR NET DEBT COMPUTATION	1,565,234,420	Cash Dec. 31, 1993	4,451,645.26
Other Statutory Expenditures	100.00	REAL PROPERTY VALUATIONS		Taxes Receivable	1,010,710.34
CETA And Other Public Employment Programs		Code Class # of Parcels % VAL'N		Tax Title Liens	66,072.57
MUNICIPAL FUNCTIONS TOTAL	10,503,876.23	1 Vacant Land 313 2.34	28,383,300.00	Foreclosed Property	28,100.00
CAPITAL IMPROVEMENTS *MEMO*	225,000.00	2 Residential 4749 72.98	1,013,324,000.00	Emergencies & Other Deferred Charges	
DEBT SERVICE		3 Farm 7 .04	521,100.00	State and Federal Aid Receivable	
Principal Payments	365,000.00	4a Commercial 210 17.72	246,058,700.00	Other Receivables	11,944.41
Interest Payments	292,957.25	4b Industrial 26 6.45	89,495,900.00	Total	5,568,472.58
		4c Apartments 5 .77	10,733,800.00	LIABILITIES, RESERVES, AND SURPLUS	
		Total 5310	1,388,517,800.00	Cash Liabilities	2,394,322.01
DEFERRED CHARGES	302,260.98	Land Area 5.90 Sq. Miles		Reserves for Receivables	1,116,827.32
SCHOOL, COUNTY, SPECIAL DISTRICT TAXES	22,559,313.78	Net Valuation Taxable-Municipal	1,402,748,404	Surplus Dec. 31, 1993	2,057,323.25
RESERVE FOR UNCOLLECTED TAXES	1,880,090.09	Net Valuation Taxable-County	1,613,336,167	Total	5,568,472.58
EXPENDITURES TOTAL	35,903,498.32	State Equalized Valuation	1,565,993,903		
		State Equalization Ratio	89.48		

1432

Population 1990 19,974
 Population 1993 21,381
 S & P Rating AA-
 Moody Rating A1

General Tax Rate Per \$100. 4.32
 State Equalized Tax Rate 2.27

RANDOLPH TOWNSHIP - MORRIS COUNTY
 Form of Government:
Council-Manager Plan E (OMCL 50)
 Number of Members on Governing Body - 7

PER CAPITA:
 Gross Debt 1,890.94
 Net Debt 448.36
 Debt Service 61.88
 Total Tax Levy 1,788.91
 Municipal Expenditures 713.86

PER CENT:
 Gross Debt 2.43
 Net Debt .59
 Tax Levy Collected 97.12
 Tax Levy Cancelled, Abated or Adjusted .20

EXPENDITURES		REVENUES-REALIZED		1993 PROPERTY TAX	
GENERAL GOVERNMENT		1993 Property Taxes Collected		STATE EQUALIZED TAX RATE	
Governing Body & Public Boards			37,389,715.48	Local District School Taxes	1.48 24,653,331.50
Municipal Clerk		1993 Payments in Lieu of Taxes		Regional & Consolidated School Tax	
Financial Administration	277,117.92	Delinquent Tax & Lien Collections	1,017,641.04	School Taxes in Municipal Budget	
Assessment of Taxes	143,807.00	Business Personalty Replocement Taxes	197,440.44	County Taxes	.31 * 5,202,666.30
Collection of Taxes		Taxes From Public Utilities	1,414,713.56	County Library Taxes	
Planning, Housing & Development	313,868.00	Other Miscellaneous Tax Revenues		Local Municipal Purpose Taxes	.47 7,744,244.00
Human Resources	129,251.00	State Aid Revenues	1,042,687.29	Veteron & Senior Citizen Taxes	
Elections	8,500.00	Federal Aid Revenues		Total Taxes for Rate Computation	2.26 37,663,241.80
General Administration (other)	1,222,546.00			Special District Taxes	
JUDICIARY		Sale of Acquired Property	2,962,119.89	Bank Corp. Taxes	
Municipal Courts	217,863.09	Other Miscellaneous Revenues	2,962,119.89	Added and Omitted Taxes	648,491.68
PUBLIC SAFETY			44,024,317.70	Total Taxes Levied - ABSTRACT	38,248,733.48
Fire Protection	200,081.00	Prior Years Surplus Appropriated	1,755,150.00	Total Taxes Billed	38,497,035.70
Police Protection	2,672,929.19	REVENUES	45,779,467.70	1993 TAXES COLLECTED	37,389,715.48
Civil Defense & Disaster Control	950.00	Reserve For Uncollected Taxes	1,592,348.00	1993 Taxes Cancelled, Abated or Adjusted	75,713.25
Environmental Inspection & Control	219,396.00			Transfer to Tax Title Liens or Foreclosed	100,748.76
Other Public Safety		CAPITAL OUTLAY	TOTAL	Balance Outstanding Dec. 31, 1993	930,858.21
PUBLIC WORKS			714,897.84	PRIOR YEARS TAXES OUTSTANDING	
Streets and Drainage	1,237,719.00	Public Enterprises		Balance January 1, 1993	1,027,742.45
Sewers and Sewage Processing	10,000.00	Recreation-Culture	383.61	Collected in 1993	935,870.20
Gorbage and Trash Disposol	1,745,944.00	Public Works	393,785.69	Cancelled, Abated or Adjusted 1993	
Public Buildings and Grounds	297,373.00	Buildings and Grounds	320,728.54	Tronfers to Tax Title Liens or Foreclosed	49,190.35
Other Public Works	9,000.00	Library and Education		Balance December 31, 1993	42,681.90
HEALTH and WELFARE		Conservation		TAX TITLE LIENS OUTSTANDING	
Health Services Except Environmental	307,847.00	All Other		Balance January 1, 1993	218,515.37
Welfare-Public Assistance	38,743.00			Transfer From Taxes	159,618.13
Hospital, Clinics, First Aid		CAPITAL DEBT AUTHORIZED, DECEMBER 31, 1993		Redeemed in 1993	81,770.84
Animal, Insect, & Rodent Control	41,891.00	ISSUED AND UNISSUED	GROSS DEBT	Cancelled, Abated or Adjusted (1993)	
Other Welfare Services		School	12,770,000	Transfer to Foreclosed Property	
RECREATION and CONSERVATION		Self-Liquidating		Balance December 31, 1993	296,362.66
Beaches and Boardwalks		Other	27,660,176	PROPERTY ACQUIRED BY DEED OR FORECLOSURE	
Parks, Playgrounds, Shade Trees	214,430.00	Total	40,430,176	Balance January 1, 1993	31,300.00
Land Reclamation & Conservation	221,706.19	ISSUED AND OUTSTANDING		Transfers From Taxes or Liens	
Other Recreational Services	653,074.00	School	11,770,000.00	Sale For Cosh (1993)	
EDUCATION (excluding schools)		Self-Liquidating	8,999,000.00	Cancelled, Abated or Adjusted (1993)	
Libraries	551,110.00	Other	20,769,000.00	Balance December 31, 1993	31,300.00
Other Educational Services	3,600.00	Total		CURRENT FINANCES DECEMBER 31, 1993	
STATUTORY EXPENDITURES		EQUALIZED VALUATION BASIS FOR NET DEBT COMPUTATION	1,663,022,407	ASSETS	
Pensions & F. I. C. A.	651,293.00	REAL PROPERTY VALUATIONS		Cosh Dec. 31, 1993	2,864,914.89
Employee Fringe Benefits	904,920.00	Code Class # of Parcels % VAL'N	ASSESSED VALUATION	Taxes Receivable	973,540.11
Other Statutory Expenditures		1 Vacant Land 825 5.22	45,341,082.00	Tax Title Liens	296,362.66
CETA And Other Public Employment Programs		2 Residential 5636 79.10	677,967,150.00	Foreclosed Property	31,300.00
MUNICIPAL FUNCTIONS	TOTAL	3 Farm 84 .29	2,446,797.00	Emergencies & Other Deferred Charges	49,720.00
CAPITAL IMPROVEMENTS	*MEMO*	4a Commercial 203 7.99	69,280,800.00	State and Federal Aid Receivable	22,844.75
DEBT SERVICE		4b Industrial 31 4.61	40,009,500.00	Other Receivables	50,428.18
Principal Payments	904,900.00	4c Apartments 6 3.31	33,079,700.00	Total	4,289,110.59
Interest Payments	418,217.25	Total	868,124,029.00	LIABILITIES, RESERVES, AND SURPLUS	
DEFERRED CHARGES	52,720.00	Land Area 20.88 Sq. Miles		Cosh Liabilities	1,376,693.64
SCHOOL, COUNTY, SPECIAL DISTRICT TAXES	29,855,997.80	Net Valuation Taxable-Municipal	872,086,268	Reserves for Receivables	1,351,630.95
RESERVE FOR UNCOLLECTED TAXES	1,592,348.00	Net Valuation Taxable-County	1,677,533,765	Surplus Dec. 31, 1993	1,560,786.00
EXPENDITURES	TOTAL	State Equalized Valuation	1,656,587,461	Total	4,289,110.59
	45,119,142.44	State Equalization Ratio	52.53		

1816

Population 1990 5,798
 Population 1993 5,794
 S & P Rating
 Moody Rating A

General Tax Rate Per \$100. 2.21
 State Equalized Tax Rate 2.18

RARITAN BOROUGH - SOMERSET COUNTY

Form of Government:

Borough Council

Number of Members on Governing Body - 6

PER CAPITA

Gross Debt 1,043.70
 Net Debt 525.04
 Debt Service 84.63
 Total Tax Levy 1,960.41
 Municipal Expenditures 943.45

PER CENT.

Gross Debt 1.17
 Net Debt .59
 Tax Levy Collected 97.34
 Tax Levy Cancelled, Abated or Adjusted .38

EXPENDITURES		REVENUES-REALIZED		1993 PROPERTY TAX	
GENERAL GOVERNMENT				STATE EQUALIZED TAX RATE	
Governing Body & Public Boards		1993 Property Taxes Collected		Local District School Taxes	
Municipal Clerk		1993 Payments in Lieu of Taxes		Regional & Consolidated School Tax 1.16	
Financial Administration 80,470.00		Delinquent Tax & Lien Collections		School Taxes in Municipal Budget	
Assessment of Taxes 26,300.00		Business Personality Replacement Taxes		County Taxes .44	
Collection of Taxes 23,650.00		Taxes From Public Utilities		County Library Taxes	
Planning, Housing & Development 12,385.00		Other Miscellaneous Tax Revenues		Local Municipal Purpose Taxes .58	
Human Resources 49,740.50		State Aid Revenues		Veteran & Senior Citizen Taxes	
Elections 2,450.00		Federal Aid Revenues		Total Taxes for Rate Computation 2.18	
General Administration (other) 464,560.00		Sale of Acquired Property		Special District Taxes	
JUDICIARY		Other Miscellaneous Revenues		Bank Corp. Taxes	
Municipal Courts 58,313.98		Total		Added and Omitted Taxes	
PUBLIC SAFETY		REVENUES		Total Taxes Levied - ABSTRACT	
Fire Protection 118,807.30		Reserve For Uncollected Taxes		Total Taxes Billed	
Police Protection 1,106,998.45		CAPITAL OUTLAY		1993 TAXES COLLECTED	
Civil Defense & Disaster Control 500.00		TOTAL		1993 Taxes Cancelled, Abated or Adjusted	
Environmental Inspection & Control 42,300.00				Transfer to Tax Title Liens or Foreclosed	
Other Public Safety				Balance Outstanding Dec. 31, 1993	
PUBLIC WORKS				PRIOR YEARS TAXES OUTSTANDING	
Streets and Drainage 244,000.00				Balance January 1, 1993	
Sewers and Sewage Processing 758,000.00				Collected in 1993	
Garbage and Trash Disposal 649,000.00				Cancelled, Abated or Adjusted 1993	
Public Buildings and Grounds 45,800.00				Transfers to Tax Title Liens or Foreclosed	
Other Public Works 20,000.00				Balance December 31, 1993	
HEALTH and WELFARE				TAX TITLE LIENS OUTSTANDING	
Health Services Except Environmental 57,964.27				Balance January 1, 1993	
Welfare-Public Assistance 6,160.00				Transfer From Taxes	
Hospital, Clinics, First Aid 3,700.00				Redeemed in 1993	
Animal, Insect, & Rodent Control				Cancelled, Abated or Adjusted (1993)	
Other Welfare Services				Transfer to Foreclosed Property	
RECREATION and CONSERVATION				Balance December 31, 1993	
Beaches and Boardwalks 63,620.00				PROPERTY ACQUIRED BY DEED OR FORECLOSURE	
Parks, Playgrounds, Shade Trees 50.00				Balance January 1, 1993	
Land Reclamation & Conservation 12,000.00				Transfers From Taxes or Liens	
Other Recreational Services				Sale For Cash (1993)	
EDUCATION (excluding schools)				Cancelled, Abated or Adjusted (1993)	
Libraries 167,794.00				Balance December 31, 1993	
Other Educational Services				CURRENT FINANCES DECEMBER 31, 1993	
STATUTORY EXPENDITURES				ASSETS	
Pensions & F. I. C. A. 225,800.00				Cash Dec. 31, 1993	
Employee Fringe Benefits 320,000.00				Taxes Receivable	
Other Statutory Expenditures				Tax Title Liens	
CETA And Other Public Employment Programs				Foreclosed Property	
MUNICIPAL FUNCTIONS TOTAL 4,560,363.50				Emergencies & Other Deferred Charges	
CAPITAL IMPROVEMENTS *MEMO* 25,000.00				State and Federal Aid Receivable	
DEBT SERVICE				Other Receivables	
Principal Payments 364,417.00				Total	
Interest Payments 125,902.02				LIABILITIES, RESERVES, AND SURPLUS	
DEFERRED CHARGES 7,687.02				Cash Liabilities	
SCHOOL, COUNTY, SPECIAL DISTRICT TAXES 8,265,120.67				Reserves for Receivables	
RESERVE FOR UNCOLLECTED TAXES 403,000.00				Surplus Dec. 31, 1993	
EXPENDITURES TOTAL 13,731,490.21				Total	

1021

Population 1990 15,616
 Population 1993 16,382
 S & P Rating
 Moody Rating A

General Tax Rate Per \$100 1.97
 State Equalized Tax Rate 1.88

RARITAN TOWNSHIP - HUNTERDON CO.
Form of Government:
Township Committee
Number of Members on Governing Body - 5

PER CAPITA:
 Gross Debt 2,255.87
 Net Debt 447.25
 Debt Service 63.95
 Total Tax Levy 1,627.40
 Municipal Expenditures 506.87

PER CENT:
 Gross Debt 2.70
 Net Debt .54
 Tax Levy Collected 96.39
 Tax Levy Cancelled, Abated or Adjusted .28

EXPENDITURES		REVENUES-REALIZED		1993 PROPERTY TAX	
GENERAL GOVERNMENT				STATE EQUALIZED TAX RATE	
Governing Body & Public Boards	30,669.00	1993 Property Taxes Collected	26,580,400.00	Local District School Taxes	13,494,857.99
Municipal Clerk	92,162.00	1993 Payments in Lieu of Taxes		Regional & Consolidated School Tax	5,266,517.78
Financial Administration	126,992.50	Delinquent Tax & Lien Collections	875,530.77	School Taxes in Municipal Budget	
Assessment of Taxes	92,836.00	Business Personalty Replacement Taxes	318,030.64	County Taxes	4,383,246.59
Collection of Taxes	44,727.00	Taxes From Public Utilities	1,959,999.00	County Library Taxes	381,602.47
Planning, Housing & Development	175,112.00	Other Miscellaneous Tax Revenues		Local Municipal Purpose Taxes	3,451,056.25
Human Resources	55,341.00	State Aid Revenues	597,220.80	Veteran & Senior Citizen Taxes	60,900.00
Elections	4,950.00	Federal Aid Revenues		Total Taxes for Rate Computation	27,038,181.08
General Administration (other)	607,024.00			Special District Taxes	
JUDICIARY		Sale of Acquired Property		Bank Corp. Taxes	
Municipal Courts	148,269.70	Other Miscellaneous Revenues	1,296,166.70	Added and Omitted Taxes	496,504.18
PUBLIC SAFETY		Total	31,627,345.91	Total Taxes Levied - ABSTRACT	27,473,785.26
Fire Protection	346,213.40	Prior Years Surplus Appropriated	2,250,000.00	Total Taxes Billed	27,575,166.88
Police Protection	1,751,896.74	REVENUES TOTAL	33,877,345.91	1993 TAXES COLLECTED	26,580,400.00
Civil Defense & Disaster Control	11,850.00	Reserve For Uncollected Taxes	1,496,415.85	1993 Taxes Cancelled, Abated or Adjusted	77,362.29
Environmental Inspection & Control	277,060.00			Transfer to Tax Title Liens or Foreclosed	57,476.72
Other Public Safety		CAPITAL OUTLAY TOTAL	823,672.69	Balance Outstanding Dec. 31, 1993	859,927.87
PUBLIC WORKS				PRIOR YEARS TAXES OUTSTANDING	
Streets and Drainage	1,588,845.50	Public Enterprises		Balance January 1, 1993	1,004,910.05
Sewers and Sewage Processing		Recreation-Culture	199,277.74	Collected in 1993	789,195.93
Garbage and Trash Disposal		Public Works	502,631.36	Cancelled, Abated or Adjusted 1993	93,983.50
Public Buildings and Grounds	823,788.00	Buildings and Grounds	121,763.59	Transfers to Tax Title Liens or Foreclosed	7,278.09
Other Public Works	114,700.00	Library and Education		Balance December 31, 1993	114,452.53
HEALTH and WELFARE		Conservation		TAX TITLE LIENS OUTSTANDING	
Health Services Except Environmental	45,482.00	All Other		Balance January 1, 1993	298,383.65
Welfare-Public Assistance	9,392.00			Transfer From Taxes	66,754.81
Hospital, Clinics, First Aid		CAPITAL DEBT AUTHORIZED, DECEMBER 31, 1993		Redeemed In 1993	86,334.84
Animal, Insect, & Rodent Control	4,000.00	ISSUED AND UNISSUED		Cancelled, Abated or Adjusted (1993)	
Other Welfare Services		School	30,533,150	Transfer to Foreclosed Property	
RECREATION and CONSERVATION		Self-Liquidating	7,550,400	Balance December 31, 1993	278,803.62
Beaches and Boardwalks		Other	38,083,550	PROPERTY ACQUIRED BY DEED OR FORECLOSURE	
Parks, Playgrounds, Shade Trees	3,660.00	Total		Balance January 1, 1993	
Land Reclamation & Conservation	279,453.00	ISSUED AND OUTSTANDING		Transfers From Taxes or Liens	
Other Recreational Services		School	15,481,932.25	Sale For Cash (1993)	
EDUCATION (excluding schools)		Self-Liquidating	7,199,000.00	Cancelled, Abated or Adjusted (1993)	
Libraries	4,850.00	Other	22,680,932.25	Balance December 31, 1993	
Other Educational Services		Total		CURRENT FINANCES DECEMBER 31, 1993	
STATUTORY EXPENDITURES		EQUALIZED VALUATION BASIS FOR NET DEBT COMPUTATION	1,408,331,762	ASSETS	
Pensions & F. I. C. A.	443,093.00	REAL PROPERTY VALUATIONS		Cash Dec. 31, 1993	5,884,737.42
Employee Fringe Benefits	571,241.00	Code Class # of Parcels % VALN	ASSESSED VALUATION	Taxes Receivable	974,380.40
Other Statutory Expenditures	7,610.00	1 Vacant Land 531 3.27	44,771,100.00	Tax Title Liens	278,803.62
CETA And Other Public Employment Programs		2 Residential 5545 74.11	1,015,452,600.00	Foreclosed Property	
MUNICIPAL FUNCTIONS TOTAL	7,661,217.84	3 Farm 577 3.41	46,768,000.00	Emergencies & Other Deferred Charges	
CAPITAL IMPROVEMENTS *ME 40*	34,200.00	4a Commercial 205 11.93	163,522,500.00	State and Federal Aid Receivable	10,466.54
DEBT SERVICE		4b Industrial 24 7.12	97,533,600.00	Other Receivables	8,461.41
Principal Payments	570,000.00	4c Apartments 2 .15	2,112,000.00	Total	7,154,847.39
Interest Payments	509,616.65	Total 6884	1,370,159,800.00	LIABILITIES, RESERVES, AND SURPLUS	
DEFERRED CHARGES	8,000.00	Land Area 38.60 Sq. Miles		Cash Liabilities	1,259,426.74
SCHOOL, COUNTY, SPECIAL DISTRICT TAXES	23,526,224.83	Net Valuation Taxable-Municipal	1,374,551,406	Reserves for Receivables	1,259,645.43
RESERVE FOR UNCOLLECTED TAXES	1,496,415.85	Net Valuation Taxable-County	1,456,015,320	Surplus Dec. 31, 1993	4,635,775.22
EXPENDITURES TOTAL	33,771,475.17	State Equalized Valuation	1,438,663,353	Total	7,154,847.39
		State Equalization Ratio	95.53		

1022

Population 1990 13,400
 Population 1993 14,343
 S & P Rating AA-
 Moody Rating

General Tax Rate Per \$100. 1.83
 State Equalized Tax Rate 1.73

READINGTON TWP. - HUNTERDON CO.

Form of Government:

Township Committee

Number of Members on Governing Body - 5

PER CAPITA:

Gross Debt 799.46
 Net Debt 571.96
 Debt Service 58.48
 Total Tax Levy 1,814.15
 Municipal Expenditures 557.55

PER CENT

Gross Debt .34
 Net Debt .60
 Tax Levy Collected 95.79
 Tax Levy Cancelled, Abated or Adjusted .22

EXPENDITURES		REVENUES-REALIZED		1993 PROPERTY TAX	
GENERAL GOVERNMENT				STATE EQUALIZED TAX RATE	
Governing Body & Public Boards		1993 Property Taxes Collected	24,956,487.47	Local District School Taxes .70	9,938,230.25
Municipal Clerk		1993 Payments in Lieu of Taxes		Regional & Consolidated School Tax .43	6,155,888.20
Financial Administration	62,320.00	Delinquent Tax & Lien Collections	1,264,135.12	School Taxes in Municipal Budget	
Assessment of Taxes	89,650.00	Business Personalty Replacement Taxes	109,234.00	County Taxes .30	4,219,713.65
Collection of Taxes	91,100.00	Taxes From Public Utilities	1,245,987.61	County Library Taxes .03	367,556.81
Planning, Housing & Development	83,730.00	Other Miscellaneous Tax Revenues		Local Municipal Purpose Taxes .27	3,871,044.00
Human Resources	22,507.00	State Aid Revenues	455,831.00	Veteran & Senior Citizen Taxes	76,250.00
Elections	4,000.00	Federal Aid Revenues		Total Taxes for Rate Computation 1.73	24,628,682.91
General Administration (other)	1,083,580.00			Special District Taxes	
JUDICIARY		Sale of Acquired Property		Bank Corp. Taxes	
Municipal Courts	89,400.00	Other Miscellaneous Revenues	1,053,296.68	Added and Omitted Taxes	1,467,959.07
PUBLIC SAFETY		Total	29,084,971.88	Total Taxes Levied - ABSTRACT	26,020,391.98
Fire Protection	230,042.00	Prior Years Surplus Appropriated	604,050.00	Total Taxes Billed	26,052,014.27
Police Protection	1,129,240.00	REVENUES TOTAL	29,689,021.88	1993 TAXES COLLECTED	24,956,487.47
Civil Defense & Disaster Control	2,000.00	Reserve For Uncollected Taxes	1,383,160.47	1993 Taxes Cancelled, Abated or Adjusted	57,537.01
Environmental Inspection & Control	380,300.00			Transfer to Tax Title Liens or Foreclosed	138,043.58
Other Public Safety		CAPITAL OUTLAY TOTAL	1,137,913.57	Balance Outstanding Dec. 31, 1993	899,946.21
PUBLIC WORKS				PRIOR YEARS TAXES OUTSTANDING	
Streets and Drainage	821,780.00	Public Enterprises		Balance January 1, 1993	1,358,737.35
Sewers and Sewage Processing		Recreation-Culture		Collected in 1993	1,216,752.19
Garbage and Trash Disposal		Public Works	585,824.20	Cancelled, Abated or Adjusted 1993	32,420.76
Public Buildings and Grounds	110,620.00	Buildings and Grounds	552,089.37	Transfers to Tax Title Liens or Foreclosed	109,564.40
Other Public Works		Library and Education		Balance December 31, 1993	
HEALTH and WELFARE		Conservation		TAX TITLE LIENS OUTSTANDING	
Health Services Except Environmental	33,705.00	All Other		Balance January 1, 1993	309,353.54
Welfare-Public Assistance	43,820.00			Transfer From Taxes	264,907.61
Hospital, Clinics, First Aid	4,000.00			Redeemed in 1993	47,382.93
Animal, Insect, & Rodent Control				Cancelled, Abated or Adjusted (1993)	
Other Welfare Services				Transfer to Foreclosed Property	
RECREATION and CONSERVATION				Balance December 31, 1993	526,878.22
Beaches and Boardwalks				PROPERTY ACQUIRED BY DEED OR	
Parks, Playgrounds, Shade Trees	119,695.00			FORECLOSURE	
Land Reclamation & Conservation	503,300.00			Balance January 1, 1993	22,650.00
Other Recreational Services	10,000.00			Transfers From Taxes or Liens	
EDUCATION (excluding schools)				Sale For Cash (1993)	
Libraries	65,900.00			Cancelled, Abated or Adjusted (1993)	
Other Educational Services	4,000.00			Balance December 31, 1993	22,650.00
STATUTORY EXPENDITURES				CURRENT FINANCES DECEMBER 31, 1993	
Pensions & F. I. C. A.	300,000.00			ASSETS	
Employee Fringe Benefits	437,900.00			Cash Dec. 31, 1993	4,654,047.81
Other Statutory Expenditures				Taxes Receivable	899,946.21
CETA And Other Public Employment Programs				Tax Title Liens	526,878.22
MUNICIPAL FUNCTIONS TOTAL	5,722,589.00			Foreclosed Property	22,650.00
CAPITAL IMPROVEMENTS *ME40*	50,000.00			Emergencies & Other Deferred Charges	
DEBT SERVICE				State and Federal Aid Receivable	4,135.10
Principal Payments	825,797.63			Other Receivables	234,099.67
Interest Payments	12,961.46			Total	6,341,757.01
				LIABILITIES, RESERVES, AND SURPLUS	
DEFERRED CHARGES	52,479.07			Cash Liabilities	2,018,421.01
SCHOOL, COUNTY, SPECIAL DISTRICT TAXES	20,681,388.91			Reserves for Receivables	1,683,574.10
RESERVE FOR UNCOLLECTED TAXES	1,383,160.47			Surplus Dec. 31, 1993	2,639,761.93
EXPENDITURES TOTAL	28,678,375.54			Total	6,341,757.01

1340

Population 1990 10,630
 Population 1993 10,344
 S & P Rating
 Moody Rating AAA

General Tax Rate Per \$100. 2.87
 State Equalized Tax Rate 2.65

RED BANK BOROUGH - MONMOUTH CO.

Form of Government:

Borough Council

Number of Members on Governing Body - 6

PER CAPITA:

Gross Debt 1,318.88
 Net Debt 672.07
 Debt Service 89.09
 Total Tax Levy 1,896.78
 Municipal Expenditures 1,105.48

PER CENT:

Gross Debt 1.92
 Net Debt .98
 Tax Levy Collected 92.37
 Tax Levy Cancelled, Abated or Adjusted .62

EXPENDITURES		REVENUES-REALIZED		1993 PROPERTY TAX	
GENERAL GOVERNMENT				STATE EQUALIZED TAX RATE	
Governing Body & Public Boards		1993 Property Taxes Collected	13,130,286.61	Local District School Taxes .95	6,904,957.00
Municipal Clerk		1993 Payments in Lieu of Taxes	40,229.00	Regional & Consolidated School Tax .53	3,869,216.29
Financial Administration	209,023.83	Delinquent Tax & Lien Collections	2,310,328.33	School Taxes in Municipal Budget	
Assessment of Taxes	57,400.00	Business Personalty Replacement Taxes	327,193.32	County Taxes .45	* 3,286,544.30
Collection of Taxes	25,850.00	Taxes From Public Utilities	1,877,317.00	County Library Taxes	
Planning, Housing & Development	37,150.00	Other Miscellaneous Tax Revenues	32,519.19	Local Municipal Purpose Taxes .72	5,259,743.82
Human Resources	160,307.00	State Aid Revenues	988,820.63	Veteran & Senior Citizen Taxes	78,450.00
Elections	3,325.00	Federal Aid Revenues		Total Taxes for Rate Computation 2.65	19,398,909.40
General Administration (other)	707,105.00			Special District Taxes	236,140.00
JUDICIARY				Bank Corp. Taxes	
Municipal Courts	137,000.00	Sale of Acquired Property		Added and Omitted Taxes	63,661.98
PUBLIC SAFETY		Other Miscellaneous Revenues	1,471,835.58	Total Taxes Levied - ABSTRACT	19,620,261.38
Fire Protection	177,150.00	Total	25,178,529.66	Total Taxes Billed	19,627,185.71
Police Protection	2,356,344.00	Prior Years Surplus Appropriated		1993 TAXES COLLECTED	18,130,286.61
Civil Defense & Disaster Control	1,200.00	REVENUES TOTAL	25,178,529.66	1993 Taxes Cancelled, Abated or Adjusted	121,127.06
Environmental Inspection & Control	235,222.56	Reserve For Uncollected Taxes	1,963,646.38	Transfer to Tax Title Liens or Foreclosed	98,511.62
Other Public Safety		CAPITAL OUTLAY TOTAL	2,100,569.29	Balance Outstanding Dec. 31, 1993	1,277,260.42
PUBLIC WORKS				PRIOR YEARS TAXES OUTSTANDING	
Streets and Drainage	546,270.00	Public Enterprises	37,923.43	Balance January 1, 1993	2,607,066.06
Sewers and Sewage Processing	520,480.60	Recreation-Culture		Collected in 1993	1,767,544.36
Garbage and Trash Disposal	603,000.00	Public Works	1,761,236.74	Cancelled, Abated or Adjusted 1993	84,992.09
Public Buildings and Grounds	287,349.47	Buildings and Grounds	301,409.12	Transfers to Tax Title Liens or Foreclosed	105,266.45
Other Public Works		Library and Education		Balance December 31, 1993	649,263.16
HEALTH and WELFARE		Conservation		TAX TITLE LIENS OUTSTANDING	
Health Services Except Environmental	177,032.00	All Other		Balance January 1, 1993	657,217.58
Welfare-Public Assistance	31,065.00			Transfer From Taxes	246,285.36
Hospital, Clinics, First Aid		CAPITAL DEBT AUTHORIZED, DECEMBER 31, 1993		Redeemed In 1993	542,783.97
Animal, Insect, & Radent Control		ISSUED AND UNISSUED		Cancelled, Abated or Adjusted (1993)	33,849.14
Other Welfare Services	22,258.00	School	2,638,373	Transfer to Foreclosed Property	
RECREATION and CONSERVATION		Self-Liquidating	3,971,937	Balance December 31, 1993	326,869.83
Beaches and Boardwalks		Other	7,032,158	PROPERTY ACQUIRED BY DEED OR	
Parks, Playgrounds, Shade Trees	124,685.00	Total	13,642,469	FORECLOSURE	
Land Reclamation & Conservation	20,057.67			Balance January 1, 1993	230,200.00
Other Recreational Services	104,025.00	ISSUED AND OUTSTANDING		Transfers From Taxes or Liens	
EDUCATION (excluding schools)		School	2,531,123.26	Sole For Cash (1993)	
Libraries	341,065.71	Self-Liquidating	3,076,300.00	Cancelled, Abated or Adjusted (1993)	
Other Educational Services		Other	6,883,937.44	Balance December 31, 1993	230,200.00
STATUTORY EXPENDITURES		Total	12,491,360.70	CURRENT FINANCES DECEMBER 31, 1993	
Pensions & F. I. C. A.	466,515.00	EQUALIZED VALUATION BASIS		ASSETS	
Employee Fringe Benefits	627,300.00	FOR NET DEBT COMPUTATION	711,818,958	Cash Dec. 31, 1993	3,129,896.41
Other Statutory Expenditures		REAL PROPERTY VALUATIONS		Taxes Receivable	1,926,523.58
CETA And Other Public Employment Programs		Code Class # of Parcels % VAL'N		Tax Title Liens	326,869.83
MUNICIPAL FUNCTIONS		1 Vacant Land 187 1.60	10,486,000.00	Foreclosed Property	230,200.00
CAPITAL IMPROVEMENTS		2 Residential 3247 58.19	382,401,700.00	Emergencies & Other Deferred Charges	424,569.40
DEBT SERVICE		3 Farm		State and Federal Aid Receivable	14,747.97
Principal Payments	629,042.02	4a Commercial 478 28.95	190,293,250.00	Other Receivables	11,241.84
Interest Payments	292,536.72	4b Industrial 68 3.06	20,124,900.00	Total	6,064,049.03
		4c Apartments 27 8.20	53,902,700.00	LIABILITIES, RESERVES, AND SURPLUS	
		Total 4007	657,208,550.00	Cash Liabilities	1,782,793.34
DEFERRED CHARGES		Land Area 1.75 Sq. Miles		Reserves for Receivables	2,494,835.25
SCHOOL, COUNTY, SPECIAL DISTRICT TAXES	574,726.69	Net Valuation Taxable-Municipal	672,444,606	Surplus Dec. 31, 1993	1,786,420.44
SCHOOL, COUNTY, SPECIAL DISTRICT TAXES	14,296,855.58	Net Valuation Taxable-County	733,351,400	Total	6,064,049.03
RESERVE FOR UNCOLLECTED TAXES	1,963,646.38	State Equalized Valuation	726,226,007		
EXPENDITURES TOTAL	25,731,938.23	State Equalization Ratio	92.45		

Population 1990 9,996
 Population 1993 10,134
 S & P Rating
 Moody Rating A3

General Tax Rate Per \$100. 1.89
 State Equalized Tax Rate 1.61

RIDGEFIELD BOROUGH - BERGEN COUNTY

Form of Government:

Borough Council

Number of Members on Governing Body - 6

PER CAPITA:

Gross Debt 1,090.11
 Net Debt 1,058.20
 Debt Service 97.15
 Total Tax Levy 1,395.02
 Municipal Expenditures 1,139.52

PER CENT:

Gross Debt 1.23
 Net Debt 1.19
 Tax Levy Collected 95.74
 Tax Levy Cancelled, Abated or Adjusted .39

EXPENDITURES		REVENUES-REALIZED		1993 PROPERTY TAX	
GENERAL GOVERNMENT				STATE EQUALIZED TAX RATE	
Governing Body & Public Boards				Local District School Taxes .90	7,929,849.00
Municipal Clerk				Regional & Consolidated School Tax	
Financial Administration	138,860.00	1993 Property Taxes Collected 13,530,455.71		School Taxes in Municipal Budget	
Assessment of Taxes	186,900.00			County Taxes .29	2,548,606.85
Collection of Taxes	94,712.00			County Library Taxes	
Planning, Housing & Development	70,000.00			Local Municipal Purpose Taxes .41	3,630,380.50
Human Resources	46,819.50			Veteran & Senior Citizen Taxes	95,000.00
Elections				Total Taxes for Rate Computation 1.60	14,203,836.35
General Administration (other)	962,305.00			Special District Taxes	
JUDICIARY				Bank Corp. Taxes	
Municipal Courts	157,134.67			Added and Omitted Taxes	28,318.95
PUBLIC SAFETY				Total Taxes Levied - ABSTRACT	14,137,155.30
Fire Protection	270,877.00			Total Taxes Billed	14,132,141.09
Police Protection	2,293,536.00			1993 TAXES COLLECTED	13,530,455.71
Civil Defense & Disaster Control	17,578.28			1993 Taxes Cancelled, Abated or Adjusted	54,472.00
Environmental Inspection & Control	63,495.00			Transfer to Tax Title Liens or Foreclosed	9,281.89
Other Public Safety				Balance Outstanding Dec. 31, 1993	537,931.43
PUBLIC WORKS		CAPITAL OUTLAY TOTAL 351,337.24		PRIOR YEARS TAXES OUTSTANDING	
Streets and Drainage	1,063,328.00			Balance January 1, 1993	703,251.00
Sewers and Sewage Processing	1,084,115.00			Collected in 1993	621,022.94
Garbage and Trash Disposal	863,698.00			Cancelled, Abated or Adjusted 1993	73,314.31
Public Buildings and Grounds	335,700.00			Transfers to Tax Title Liens or Foreclosed	8,913.75
Other Public Works	58,000.00			Balance December 31, 1993	
HEALTH and WELFARE				TAX TITLE LIENS OUTSTANDING	
Health Services Except Environmental	135,475.00			Balance January 1, 1993	3,469.00
Welfare-Public Assistance	48,829.00			Transfer From Taxes	18,195.64
Hospital, Clinics, First Aid				Redeemed in 1993	2,649.54
Animal, Insect, & Rodent Control	9,526.00			Cancelled, Abated or Adjusted (1993)	
Other Welfare Services	15,838.00			Transfer to Foreclosed Property	
RECREATION and CONSERVATION				Balance December 31, 1993	19,015.10
Beaches and Boardwalks				PROPERTY ACQUIRED BY DEED OR	
Parks, Playgrounds, Shade Trees	130,600.00			FORECLOSURE	
Land Reclamation & Conservation	5,366.44			Balance January 1, 1993	108,685.00
Other Recreational Services	42,000.00			Transfers From Taxes or Liens	
EDUCATION (excluding schools)				Sale For Cash (1993)	
Libraries	340,356.00			Cancelled, Abated or Adjusted (1993)	
Other Educational Services				Balance December 31, 1993	108,685.00
STATUTORY EXPENDITURES				CURRENT FINANCES DECEMBER 31, 1993	
Pensions & F. I. C. A.	478,405.00			ASSETS	
Employee Fringe Benefits	734,000.00			Cash Dec. 31, 1993	2,120,377.17
Other Statutory Expenditures	35,000.00			Taxes Receivable	537,931.43
CETA And Other Public Employment Programs				Tax Title Liens	19,015.10
MUNICIPAL FUNCTIONS TOTAL 9,682,451.89				Foreclosed Property	108,685.00
CAPITAL IMPROVEMENTS *ME 40* 151,000.00				Emergencies & Other Deferred Charges	38,005.46
DEBT SERVICE				State and Federal Aid Receivable	115,700.91
Principal Payments	456,667.00			Other Receivables	26,625.80
Interest Payments	527,334.50			Total	2,966,340.87
DEFERRED CHARGES	195,553.29			LIABILITIES, RESERVES, AND SURPLUS	
SCHOOL, COUNTY, SPECIAL DISTRICT TAXES	10,478,455.85			Cash Liabilities	1,161,444.62
RESERVE FOR UNCOLLECTED TAXES	685,310.00			Reserves for Receivables	692,257.33
EXPENDITURES TOTAL 22,026,322.53				Surplus Dec. 31, 1993	1,112,638.92
				Total	2,966,340.87

0250

Population 1990 12,454
 Population 1993 12,503
 S & P Rating
 Moody Rating

General Tax Rate Per \$100. 2.39
 State Equalized Tax Rate 2.30

RIDGEFIELD PARK VILLAGE - BERGEN CO.

Form of Government:

Commission (1911)

Number of Members on Governing Body - 5

PER CAPITA:

Gross Debt 501.92
 Net Debt 313.35
 Debt Service 2.64
 Total Tax Levy 1,411.41
 Municipal Expenditures 866.37

PER CENT:

Gross Debt .81
 Net Debt .51
 Tax Levy Collected 94.77
 Tax Levy Cancelled, Abated or Adjusted .32

EXPENDITURES		REVENUES-REALIZED		1993 PROPERTY TAX	
GENERAL GOVERNMENT				STATE EQUALIZED TAX RATE	
Governing Body & Public Boards	42,150.00	1993 Property Taxes Collected	16,771,484.00	Local District School Taxes	1.25
Municipal Clerk	106,577.00	1993 Payments in Lieu of Taxes		Regional & Consolidated School Tax	
Financial Administration	32,100.00	Delinquent Tax & Lien Collections	532,553.00	School Taxes in Municipal Budget	
Assessment of Taxes	97,703.00	Business Personalty Replacement Taxes	211,883.00	County Taxes	.25
Collection of Taxes	119,317.00	Taxes From Public Utilities	729,638.00	County Library Taxes	
Planning, Housing & Development	37,822.00	Other Miscellaneous Tax Revenues		Local Municipal Purpose Taxes	.78
Human Resources	169,832.00	State Aid Revenues	1,203,086.00	Veteran & Senior Citizen Taxes	
Elections	4,263.00	Federal Aid Revenues		Total Taxes for Rate Computation	2.29
General Administration (other)	682,596.00			Special District Taxes	
JUDICIARY				Bank Corp. Taxes	
Municipal Courts	156,352.00	Sale of Acquired Property		Added and Omitted Taxes	7,546.00
PUBLIC SAFETY		Other Miscellaneous Revenues	1,340,957.00	Total Taxes Levied - ABSTRACT	17,646,842.29
Fire Protection	264,860.00			Total Taxes Billed	17,697,076.00
Police Protection	2,240,225.00	Prior Years Surplus Appropriated	1,341,500.00	1993 TAXES COLLECTED	16,771,484.00
Civil Defense & Disaster Control	600.00	REVENUES	22,131,101.00	1993 Taxes Cancelled, Abated or Adjusted	56,870.00
Environmental Inspection & Control	157,017.00	Reserve For Uncollected Taxes	1,125,000.00	Transfer to Tax Title Liens or Foreclosed	236,758.00
Other Public Safety		CAPITAL OUTLAY	644,006.00	Balance Outstanding Dec. 31, 1993	631,964.00
PUBLIC WORKS		TOTAL		PRIOR YEARS TAXES OUTSTANDING	
Streets and Drainage	435,050.00	Public Enterprises	121,047.00	Balance January 1, 1993	532,189.00
Sewers and Sewage Processing	1,007,879.00	Recreation-Culture	208,162.00	Collected in 1993	530,285.00
Garbage and Trash Disposal	1,099,250.00	Public Works	75,462.00	Cancelled, Abated or Adjusted 1993	
Public Buildings and Grounds	668,800.00	Buildings and Grounds	239,335.00	Transfers to Tax Title Liens or Foreclosed	1,904.00
Other Public Works	3,600.00	Library and Education		Balance December 31, 1993	
HEALTH and WELFARE		Conservation		TAX TITLE LIENS OUTSTANDING	
Health Services Except Environmental	124,987.00	All Other		Balance January 1, 1993	854,221.00
Welfare-Public Assistance	17,821.00			Transfer From Taxes	238,935.00
Hospital, Clinics, First Aid		CAPITAL DEBT AUTHORIZED, DECEMBER 31, 1993		Redeemed in 1993	2,268.00
Animal, Insect, & Rodent Control	9,000.00	ISSUED AND UNISSUED		Cancelled, Abated or Adjusted (1993)	
Other Welfare Services		School	2,000,000	Transfer to Foreclosed Property	
RECREATION and CONSERVATION		Self-Liquidating	351,500	Balance December 31, 1993	1,090,888.00
Beaches and Boardwalks		Other	3,924,018	PROPERTY ACQUIRED BY DEED OR	
Parks, Playgrounds, Shade Trees	354,318.00	Total	6,275,518	FORECLOSURE	
Land Reclamation & Conservation	76,383.00	ISSUED AND OUTSTANDING		Balance January 1, 1993	69,840.00
Other Recreational Services	16,826.00	School	2,000,000.00	Transfers From Taxes or Liens	
EDUCATION (excluding schools)		Self-Liquidating	150,000.00	Sale For Cash (1993)	
Libraries	252,054.00	Other	1,508,018.00	Cancelled, Abated or Adjusted (1993)	
Other Educational Services		Total	3,658,018.00	Balance December 31, 1993	69,840.00
STATUTORY EXPENDITURES		EQUALIZED VALUATION BASIS		CURRENT FINANCES DECEMBER 31, 1993	
Pensions & F. I. C. A.	430,455.00	FOR NET DEBT COMPUTATION	776,405,148	ASSETS	
Employee Fringe Benefits	994,985.00	REAL PROPERTY VALUATIONS		Cash Dec. 31, 1993	3,594,918.00
Other Statutory Expenditures		Code Class # of Parcels % VAL'N	ASSESSED VALUATION	Taxes Receivable	631,964.00
CETA And Other Public Employment Programs		1 Vacant Land 86 2.33	17,221,500.00	Tax Title Liens	1,090,888.00
MUNICIPAL FUNCTIONS		2 Residential 2830 57.35	423,436,600.00	Foreclosed Property	69,340.00
CAPITAL IMPROVEMENTS	150,000.00	3 Farm		Emergencies & Other Deferred Charges	120,000.00
DEBT SERVICE		4a Commercial 188 28.28	208,769,000.00	State and Federal Aid Receivable	13,084.00
Principal Payments	10,225.00	4b Industrial 24 3.70	27,309,800.00	Other Receivables	157,742.00
Interest Payments	22,832.00	4c Apartments 42 8.34	61,552,600.00	Total	5,678,436.00
DEFERRED CHARGES	46,299.00	Total 3170	738,289,500.00	LIABILITIES, RESERVES, AND SURPLUS	
SCHOOL, COUNTY, SPECIAL DISTRICT TAXES	11,617,100.29	Land Area 2.00 Sq. Miles		Cash Liabilities	1,980,841.00
RESERVE FOR UNCOLLECTED TAXES	1,125,000.00	Net Valuation Taxable-Municipal	740,147,687	Reserves for Receivables	1,950,434.00
EXPENDITURES		Net Valuation Taxable-County	697,981,930	Surplus Dec. 31, 1993	1,747,161.00
TOTAL	22,424,278.29	State Equalized Valuation	768,673,206	Total	5,678,436.00
		State Equalization Ratio	96.28		

Population 1990 24,152
 Population 1993 24,418
 S & P Rating
 Moody Rating AA1

General Tax Rate Per \$100. 2.38
 State Equalized Tax Rate 2.27

RIDGEWOOD VILLAGE - BERGEN COUNTY

Form of Government:

Council-Manager Plan B (OMCL 50)

Number of Members on Governing Body - 5

PER CAPITA:

Gross Debt 780.26
 Net Debt 190.74
 Debt Service 54.89
 Total Tax Levy 2,424.41
 Municipal Expenditures 1,093.49

PER CENT:

Gross Debt .72
 Net Debt .18
 Tax Levy Collected 97.91
 Tax Levy Cancelled, Abated or Adjusted .16

EXPENDITURES		REVENUES-REALIZED		1993 PROPERTY TAX	
GENERAL GOVERNMENT				STATE EQUALIZED TAX RATE	
Governing Body & Public Boards	39,506.00	1993 Property Taxes Collected	58,097,029.31	Local District School Taxes 1.40	36,660,571.00
Municipal Clerk	103,372.00	1993 Payments in Lieu of Taxes	76,740.05	Regional & Consolidated School Tax	
Financial Administration	3,173,924.49	Delinquent Tax & Lien Collections	1,168,359.37	School Taxes in Municipal Budget	
Assessment of Taxes	143,799.00	Business Personalty Replacement Taxes	256,345.76	County Taxes .27	7,019,742.28
Collection of Taxes	58,621.00	Taxes From Public Utilities	1,587,332.00	County Library Taxes	
Planning, Housing & Development	126,403.00	Other Miscellaneous Tax Revenues		Local Municipal Purpose Taxes .59	15,380,097.45
Human Resources	40,216.00	State Aid Revenues	1,294,735.08	Veteran & Senior Citizen Taxes	97,550.00
Elections	12,901.00	Federal Aid Revenues		Total Taxes for Rate Computation 2.26	59,157,960.73
General Administration (other)	1,183,396.00			Special District Taxes	
JUDICIARY		Sale of Acquired Property	2,102,728.80	Bank Corp. Taxes	
Municipal Courts	180,173.00	Other Miscellaneous Revenues	64,583,270.37	Added and Omitted Taxes	138,918.50
PUBLIC SAFETY		Total	64,583,270.37	Total Taxes Levied - ABSTRACT	59,199,329.23
Fire Protection	2,909,867.00	Prior Years Surplus Appropriated	6,925,000.00	Total Taxes Billed	59,334,458.29
Police Protection	3,146,190.00	REVENUES TOTAL	71,508,270.37	1993 TAXES COLLECTED	58,097,029.31
Civil Defense & Disaster Control	128,986.00	Reserve For Uncollected Taxes	1,785,117.88	1993 Taxes Cancelled, Abated or Adjusted	97,044.50
Environmental Inspection & Control	1,013,988.00			Transfer to Tax Title Liens or Foreclosed	330.82
Other Public Safety		CAPITAL OUTLAY	TOTAL	Balance Outstanding Dec. 31, 1993	1,140,053.66
PUBLIC WORKS			1,267,535.24	PRIOR YEARS TAXES OUTSTANDING	
Streets and Drainage	1,647,947.00	Public Enterprises		Balance January 1, 1993	1,204,136.93
Sewers and Sewage Processing	723,316.00	Recreation-Culture		Collected in 1993	1,168,359.37
Garbage and Trash Disposal	1,921,691.00	Public Works	244,643.30	Cancelled, Abated or Adjusted 1993	46.92
Public Buildings and Grounds	970,103.00	Buildings and Grounds	1,022,891.94	Transfers to Tax Title Liens or Foreclosed	
Other Public Works	19,000.00	Library and Education		Balance December 31, 1993	35,730.64
HEALTH and WELFARE		Conservation		TAX TITLE LIENS OUTSTANDING	
Health Services Except Environmental	284,184.00	All Other		Balance January 1, 1993	2,306.48
Welfare-Public Assistance	9,674.00			Transfer From Taxes	330.82
Hospital, Clinics, First Aid		CAPITAL DEBT AUTHORIZED, DECEMBER 31, 1993		Redeemed In 1993	
Animal, Insect, & Rodent Control	5,925.00	ISSUED AND UNISSUED		Cancelled, Abated or Adjusted (1993)	
Other Welfare Services		GROSS DEBT	NET DEBT	Transfer to Foreclosed Property	
RECREATION and CONSERVATION		School		Balance December 31, 1993	2,637.30
Beaches and Boardwalks		Self-Liquidating	14,340,002	PROPERTY ACQUIRED BY DEED OR FORECLOSURE	
Parks, Playgrounds, Shade Trees	599,884.00	Other	4,712,334	Balance January 1, 1993	45,755.00
Land Reclamation & Conservation	181,341.87	Total	19,052,337	Transfers From Taxes or Liens	
Other Recreational Services	381,651.00			Sale For Cash (1993)	
EDUCATION (excluding schools)		ISSUED AND OUTSTANDING		Cancelled, Abated or Adjusted (1993)	
Libraries	1,186,433.00	School	9,905,000.00	Balance December 31, 1993	45,755.00
Other Educational Services		Self-Liquidating	4,262,000.00	CURRENT FINANCES DECEMBER 31, 1993	
STATUTORY EXPENDITURES		Other	14,167,000.00	ASSETS	
Pensions & F. I. C. A.	1,373,801.00	Total	14,167,000.00	Cash Dec. 31, 1993	11,888,188.81
Employee Fringe Benefits	1,478,845.00	EQUALIZED VALUATION BASIS FOR NET DEBT COMPUTATION	2,643,549.720	Taxes Receivable	1,175,784.30
Other Statutory Expenditures	100.00	REAL PROPERTY VALUATIONS		Tax Title Liens	2,637.30
CETA And Other Public Employment Programs		Code Class # of Parcels % VAL'N	ASSESSED VALUATION	Foreclosed Property	45,755.00
MUNICIPAL FUNCTIONS		1 Vacant Land 144 .63	15,666,300.00	Emergencies & Other Deferred Charges	62,330.07
CAPITAL IMPROVEMENTS		2 Residential 7410 87.63	2,165,959,200.00	State and Federal Aid Receivable	71,156.25
DEBT SERVICE		3 Farm 2 .05	1,144,500.00	Other Receivables	15,720.29
Principal Payments	1,001,000.00	4a Commercial 335 10.01	247,525,500.00	Total	13,261,571.95
Interest Payments	339,185.53	4b Industrial		LIABILITIES, RESERVES, AND SURPLUS	
		4c Apartments 27 1.68	41,550,600.00	Cash Liabilities	9,301,879.49
		Total 7918	2,471,846,100.00	Reserves for Receivables	1,239,896.89
DEFERRED CHARGES		Land Area 5.90 Sq. Miles		Surplus Dec. 31, 1993	2,719,795.57
SCHOOL, COUNTY, SPECIAL DISTRICT TAXES	43,683,313.28	Net Valuation Taxable-Municipal	2,487,207,554	Total	13,261,571.95
RESERVE FOR UNCOLLECTED TAXES	1,785,117.88	Net Valuation Taxable-County	2,505,177,427		
EXPENDITURES		State Equalized Valuation	2,610,747,951		
TOTAL	70,381,096.55	State Equalization Ratio	95.24		

Population 1990 12,623
 Population 1993 12,966
 S & P Rating
 Moody Rating AAA

General Tax Rate Per \$100. 2.86
 State Equalized Tax Rate 2.84

RINGWOOD BOROUGH - PASSAIC COUNTY
 Form of Government:
Council-Manager Plan E (OMCL 50)
 Number of Members on Governing Body - 6

PER CAPITA:

Gross Debt 931.75
 Net Debt 427.93
 Debt Service 69.84
 Total Tax Levy 1,695.27
 Municipal Expenditures 794.60

PER CENT:

Gross Debt 1.53
 Net Debt .70
 Tax Levy Collected 96.37
 Tax Levy Cancelled, Abated or Adjusted

EXPENDITURES		REVENUES-REALIZED		1993 PROPERTY TAX	
GENERAL GOVERNMENT				STATE EQUALIZED TAX RATE	
Governing Body & Public Boards	38,075.00	1993 Property Taxes Collected	21,307,666.65	Local District School Taxes	1.14
Municipal Clerk		1993 Payments in Lieu of Taxes		Regional & Consolidated School Tax	.49
Financial Administration	110,989.00	Delinquent Tax & Lien Collections	621,973.34	School Taxes in Municipal Budget	
Assessment of Taxes	100,497.00	Business Personalty Replacement Taxes	20,146.08	County Taxes	.55
Collection of Taxes	51,250.00	Taxes From Public Utilities	1,558,175.13	County Library Taxes	
Planning, Housing & Development	109,315.00	Other Miscellaneous Tax Revenues		Local Municipal Purpose Taxes	.66
Human Resources	16,094.00	State Aid Revenues	578,405.84	Veteran & Senior Citizen Taxes	
Elections	11,650.00	Federal Aid Revenues	7,693.00	Total Taxes for Rate Computation	2.84
General Administration (other)	829,499.91			Special District Taxes	
JUDICIARY		Sale of Acquired Property		Bank Corp. Taxes	
Municipal Courts	80,036.00	Other Miscellaneous Revenues	792,052.93	Added and Omitted Taxes	61,042.86
PUBLIC SAFETY				Total Taxes Levied - ABSTRACT	21,977,528.91
Fire Protection	161,792.66			Total Taxes Billed	21,995,705.04
Police Protection	1,507,332.63	Prior Years Surplus Appropriated	760,000.00	1993 TAXES COLLECTED	21,307,666.65
Civil Defense & Disaster Control	19,353.00	REVENUES TOTAL	25,646,112.97	1993 Taxes Cancelled, Abated or Adjusted	
Environmental Inspection & Control	86,025.00	Reserve For Uncollected Taxes	820,577.00	Transfer to Tax Title Liens or Foreclosed	143,144.78
Other Public Safety		CAPITAL OUTLAY TOTAL	8,125,782.44	Balance Outstanding Dec. 31, 1993	544,893.61
PUBLIC WORKS				PRIOR YEARS TAXES OUTSTANDING	
Streets and Drainage	921,714.00	Public Enterprises	12,014.09	Balance January 1, 1993	661,212.25
Sewers and Sewage Processing	1,632,357.00	Recreation-Culture		Collected in 1993	543,316.79
Garbage and Trash Disposal		Public Works	2,816.87	Cancelled, Abated or Adjusted 1993	11.49
Public Buildings and Grounds	28,550.00	Buildings and Grounds	8,110,951.48	Transfers to Tax Title Liens or Foreclosed	117,872.28
Other Public Works	73,700.00	Library and Education		Balance December 31, 1993	11.69
HEALTH and WELFARE		Conservation		TAX TITLE LIENS OUTSTANDING	
Health Services Except Environmental	185,215.00	All Other		Balance January 1, 1993	148,998.13
Welfare-Public Assistance	13,542.00			Transfer From Taxes	276,571.64
Hospital, Clinics, First Aid		CAPITAL DEBT AUTHORIZED, DECEMBER 31, 1993		Redeemed in 1993	78,656.55
Animal, Insect, & Rodent Control		ISSUED AND UNISSUED		Cancelled, Abated or Adjusted (1993)	
Other Welfare Services		School	192,583	Transfer to Foreclosed Property	
RECREATION and CONSERVATION		Self-Liquidating	1,369,025	Balance December 31, 1993	346,913.22
Beaches and Boardwalks		Other	10,517,622	PROPERTY ACQUIRED BY DEED OR FORECLOSURE	
Parks, Playgrounds, Shade Trees	124,734.00	Total	12,079,231	Balance January 1, 1993	243,800.00
Land Reclamation & Conservation	2,456.00			Transfers From Taxes or Liens	
Other Recreational Services	50,750.00	ISSUED AND OUTSTANDING		Sale For Cash (1993)	
EDUCATION (excluding schools)		School	192,583.92	Cancelled, Abated or Adjusted (1993)	
Libraries	192,505.00	Self-Liquidating	1,366,000.00	Balance December 31, 1993	243,800.00
Other Educational Services		Other	9,725,145.00	CURRENT FINANCES DECEMBER 31, 1993	
STATUTORY EXPENDITURES		Total	11,283,728.92	ASSETS	
Pensions & F. I. C. A.	373,602.96	EQUALIZED VALUATION BASIS		Cash Dec. 31, 1993	2,286,327.20
Employee Fringe Benefits	639,267.00	FOR NET DEBT COMPUTATION	790,127.953	Taxes Receivable	544,905.30
Other Statutory Expenditures		REAL PROPERTY VALUATIONS		Tax Title Liens	346,913.22
CETA And Other Public Employment Programs		Code Class # of Parcels % VALN	ASSESSED VALUATION	Foreclosed Property	243,800.00
MUNICIPAL FUNCTIONS		1 Vacant Land 415 6.78	51,843,300.00	Emergencies & Other Deferred Charges	1,079,120.20
CAPITAL IMPROVEMENTS	7,360,302.16	2 Residential 4094 87.97	672,719,200.00	State and Federal Aid Receivable	
DEBT SERVICE		3 Farm 31 .24	1,833,430.00	Other Receivables	41,955.13
Principal Payments	630,000.00	4a Commercial 55 3.36	25,710,700.00	Total	4,543,021.05
Interest Payments	275,412.41	4b Industrial 18 1.55	12,618,800.00	LIABILITIES, RESERVES, AND SURPLUS	
		4c Apartments		Cash Liabilities	2,035,004.92
		Total	4613	Reserves for Receivables	1,177,573.65
		Land Area 27.50 Sq. Miles		Surplus Dec. 31, 1993	1,330,442.53
DEFERRED CHARGES	1,214,947.09	Net Valuation Taxable-Municipal	766,946,230	Total	4,543,021.05
SCHOOL, COUNTY, SPECIAL DISTRICT TAXES	16,840,791.05	Net Valuation Taxable-County	791,459,104		
RESERVE FOR UNCOLLECTED TAXES	820,577.00	State Equalized Valuation	772,725,012		
EXPENDITURES TOTAL	27,142,029.71	State Equalization Ratio	99.25		

0252

Population 1990 **10,603**
 Population 1993 **10,759**
 S & P Rating
 Moody Rating **A1**

General Tax Rate Per \$100. **2.18**
 State Equalized Tax Rate **2.23**

RIVER EDGE BOROUGH - BERGEN COUNTY

Form of Government:

Borough Council

Number of Members on Governing Body - 6

PER CAPITA

Grass Debt **833.92**
 Net Debt **620.20**
 Debt Service **55.56**
 Total Tax Levy **1,654.93**
 Municipal Expenditures **807.99**

PER CENT.

Grass Debt **1.12**
 Net Debt **.83**
 Tax Levy Collected **98.25**
 Tax Levy Cancelled, Abated or Adjusted **.51**

EXPENDITURES		REVENUES-REALIZED		1993 PROPERTY TAX	
GENERAL GOVERNMENT				STATE EQUALIZED TAX RATE	
Governing Body & Public Boards		1993 Property Taxes Collected	17,674,257.93	Local District School Taxes	4,652,493.00
Municipal Clerk		1993 Payments in Lieu of Taxes		Regional & Consolidated School Tax	5,371,122.46
Financial Administration	118,361.00	Delinquent Tax & Lien Collections	277,669.25	School Taxes in Municipal Budget	
Assessment of Taxes	34,608.00	Business Personalty Replacement Taxes	82,811.48	County Taxes	2,193,454.82
Collection of Taxes	38,313.00	Taxes From Public Utilities	857,553.00	County Library Taxes	
Planning, Housing & Development	9,348.00	Other Miscellaneous Tax Revenues		Local Municipal Purpose Taxes	5,656,066.00
Human Resources	89,494.00	State Aid Revenues	610,041.95	Veteran & Senior Citizen Taxes	96,100.00
Elections		Federal Aid Revenues		Total Taxes for Rate Computation	17,969,236.29
General Administration (other)	692,761.70			Special District Taxes	
JUDICIARY		Sale of Acquired Property		Bank Corp. Taxes	
Municipal Courts	91,881.00	Other Miscellaneous Revenues	774,302.04	Added and Omitted Taxes	40,371.68
PUBLIC SAFETY		Total	20,276,635.65	Total Taxes Levied - ABSTRACT	17,913,507.96
Fire Protection	189,303.90	Prior Years Surplus Appropriated	800,000.00	Total Taxes Billed	17,986,491.62
Police Protection	1,826,587.56	REVENUES	21,076,635.65	1993 TAXES COLLECTED	17,674,257.93
Civil Defense & Disaster Control	9,982.00	Reserve For Uncollected Taxes	600,882.11	1993 Taxes Cancelled, Abated or Adjusted	92,252.34
Environmental Inspection & Control	75,250.40	CAPITAL OUTLAY	758,301.99	Transfer to Tax Title Liens or Foreclosed	
Other Public Safety		TOTAL		Balance Outstanding Dec. 31, 1993	219,981.35
PUBLIC WORKS				PRIOR YEARS TAXES OUTSTANDING	
Streets and Drainage	110,392.00	Public Enterprises		Balance January 1, 1993	277,085.56
Sewers and Sewage Processing	603,100.00	Recreation-Culture	88,496.08	Collected in 1993	265,060.67
Garbage and Trash Disposal	1,053,000.00	Public Works	139,332.29	Cancelled, Abated or Adjusted 1993	12,024.89
Public Buildings and Grounds	100,715.00	Buildings and Grounds	530,473.62	Transfers to Tax Title Liens or Foreclosed	
Other Public Works	664,363.30	Library and Education		Balance December 31, 1993	
HEALTH and WELFARE		Conservation		TAX TITLE LIENS OUTSTANDING	
Health Services Except Environmental	124,417.67	All Other		Balance January 1, 1993	12,608.58
Welfare-Public Assistance	5,560.00	CAPITAL DEBT AUTHORIZED, DECEMBER 31, 1993		Transfer From Taxes	
Hospital, Clinics, First Aid		ISSUED AND UNISSUED		Redeemed In 1993	12,608.58
Animal, Insect, & Rodent Control	13,300.00	School	2,299,456	Cancelled, Abated or Adjusted (1993)	
Other Welfare Services		Self-Liquidating		Transfer to Foreclosed Property	
RECREATION and CONSERVATION		Other	6,672,717	Balance December 31, 1993	
Beaches and Boardwalks		Total	8,972,174	PROPERTY ACQUIRED BY DEED OR FORECLOSURE	
Parks, Playgrounds, Shade Trees	23,801.00	ISSUED AND OUTSTANDING		Balance January 1, 1993	
Land Reclamation & Conservation	245,279.36	School	2,295,046.76	Transfers From Taxes or Liens	
Other Recreational Services	56,735.80	Self-Liquidating		Sale For Cash (1993)	
EDUCATION (excluding schools)		Other	6,100,000.00	Cancelled, Abated or Adjusted (1993)	
Libraries	291,060.00	Total	8,395,046.76	Balance December 31, 1993	
Other Educational Services		EQUAUZED VALUATION BASIS		CURRENT FINANCES DECEMBER 31, 1993	
STATUTORY EXPENDITURES		FOR NET DEBT COMPUTATION	800,859,647	ASSETS	
Pensions & F. I. C. A.	421,473.36	REAL PROPERTY VALUATIONS		Cash Dec. 31, 1993	7,083,582.16
Employee Fringe Benefits	386,377.00	Code Class # of Parcels % VAL'N		Taxes Receivable	219,981.35
Other Statutory Expenditures	100.00	1 Vacant Land 97 .57	4,632,400.00	Tax Title Liens	
CETA And Other Public Employment Programs		2 Residential 3171 83.34	678,743,457.00	Foreclosed Property	
MUNICIPAL FUNCTIONS	7,275,565.05	3 Farm		Emergencies & Other Deferred Charges	16,000.00
CAPITAL IMPROVEMENTS	89,163.00	4a Commercial 127 9.91	80,251,100.00	State and Federal Aid Receivable	13,789.80
DEBT SERVICE		4b Industrial 6 .52	4,229,100.00	Other Receivables	
Principal Payments	350,000.00	4c Apartments 16 5.16	41,745,500.00	Total	7,333,353.31
Interest Payments	247,812.50	Total 3417	809,601,557.00	LIABILITIES, RESERVES, AND SURPLUS	
DEFERRED CHARGES	219,903.50	Land Area 1.90 Sq. Miles		Cash Liabilities	1,268,086.51
SCHOOL, COUNTY, SPECIAL DISTRICT TAXES	12,217,070.28	Net Voluation Taxable-Municipal	823,216,511	Reserves for Receivables	219,981.35
RESERVE FOR UNCOLLECTED TAXES	600,882.11	Net Voluation Taxable-County	781,855,855	Surplus Dec. 31, 1993	5,845,285.45
EXPENDITURES	20,910,233.44	State Equalized Valuation	805,788,689	Total	7,333,353.31
		State Equalization Ratio	102.20		

0253

Population 1990 9,410
 Population 1993 9,603
 S & P Rating
 Moody Rating A1

General Tax Rate Per \$100. 3.28
 State Equalized Tax Rate 2.08

RIVER VALE TOWNSHIP - BERGEN COUNTY

Form of Government:

Mayor-Council Plan E (OMCL 50)

Number of Members on Governing Body - 5

PER CAPITA:

Gross Debt 236.08
 Net Debt 236.08
 Debt Service 67.28
 Total Tax Levy 1,970.14
 Municipal Expenditures 712.75

PER CENT:

Gross Debt .25
 Net Debt .25
 Tax Levy Collected 99.04
 Tax Levy Cancelled, Abated or Adjusted .06

EXPENDITURES		REVENUES-REALIZED		1993 PROPERTY TAX	
GENERAL GOVERNMENT				STATE EQUALIZED TAX RATE	
Governing Body & Public Boards	9,500.00	1993 Property Taxes Collected	18,739,854.17	Local District School Taxes	.90 8,108,986.00
Municipal Clerk	74,493.00	1993 Payments in Lieu of Taxes		Regional & Consolidated School Tax	.44 3,943,256.74
Financial Administration	108,082.00	Delinquent Tax & Lien Collections	256,330.25	School Taxes in Municipal Budget	
Assessment of Taxes	150,000.00	Business Personalty Replacement Taxes	62,066.88	County Taxes	.27 2,460,649.18
Collection of Taxes	28,220.00	Taxes From Public Utilities	684,177.23	County Library Taxes	
Planning, Housing & Development	137,580.00	Other Miscellaneous Tax Revenues		Local Municipal Purpose Taxes	.48 4,323,501.68
Human Resources	118,778.00	State Aid Revenues	700,613.81	Veteran & Senior Citizen Taxes	
Elections		Federal Aid Revenues		Total Taxes for Rate Computation	2.09 18,895,993.60
General Administration (other)	445,009.00			Special District Taxes	
JUDICIARY		Sale of Acquired Property	526,915.34	Bank Corp. Taxes	
Municipal Courts	31,768.00	Other Miscellaneous Revenues	20,969,957.68	Added and Omitted Taxes	82,877.16
PUBLIC SAFETY		Total	390,000.00	Total Taxes Levied - ABSTRACT	18,919,270.76
Fire Protection	211,589.00	Prior Years Surplus Appropriated	21,359,957.68	Total Taxes Billed	18,921,030.28
Police Protection	1,435,782.00	REVENUES	21,359,957.68	1993 TAXES COLLECTED	18,739,854.17
Civil Defense & Disaster Control		Reserve For Uncollected Taxes	576,916.36	1993 Taxes Cancelled, Abated or Adjusted	10,568.16
Environmental Inspection & Control	63,622.00	CAPITAL OUTLAY	275,944.16	Transfer to Tax Title Liens or Foreclosed	26.24
Other Public Safety		TOTAL		Balance Outstanding Dec. 31, 1993	170,581.71
PUBLIC WORKS				PRIOR YEARS TAXES OUTSTANDING	
Streets and Drainage	284,400.00	Public Enterprises		Balance January 1, 1993	258,043.85
Sewers and Sewage Processing	583,045.00	Recreation-Culture		Collected in 1993	256,330.25
Garbage and Trash Disposal		Public Works	31,385.20	Cancelled, Abated or Adjusted 1993	
Public Buildings and Grounds	117,088.00	Buildings and Grounds	244,558.96	Transfers to Tax Title Liens or Foreclosed	
Other Public Works	578,403.00	Library and Education		Balance December 31, 1993	1,713.60
HEALTH and WELFARE		Conservation		TAX TITLE LIENS OUTSTANDING	
Health Services Except Environmental	63,582.00	All Other		Balance January 1, 1993	297.07
Welfare-Public Assistance	9,850.00			Transfer From Taxes	26.24
Hospital, Clinics, First Aid				Redeemed in 1993	
Animal, Insect, & Rodent Control	2,000.00			Cancelled, Abated or Adjusted (1993)	
Other Welfare Services				Transfer to Foreclosed Property	
RECREATION and CONSERVATION				Balance December 31, 1993	323.31
Beaches and Boardwalks				PROPERTY ACQUIRED BY DEED OR FORECLOSURE	
Parks, Playgrounds, Shade Trees				Balance January 1, 1993	299,300.00
Land Reclamation & Conservation	149,126.86			Transfers From Taxes or Liens	
Other Recreational Services	57,450.00			Sale For Cash (1993)	
EDUCATION (excluding schools)				Cancelled, Abated or Adjusted (1993)	
Libraries	306,884.00			Balance December 31, 1993	299,300.00
Other Educational Services				CURRENT FINANCES DECEMBER 31, 1993	
STATUTORY EXPENDITURES				ASSETS	
Pensions & F. I. C. A.	331,300.00			Cash Dec. 31, 1993	2,508,160.04
Employee Fringe Benefits	298,000.00			Taxes Receivable	172,295.31
Other Statutory Expenditures				Tax Title Liens	323.31
CETA And Other Public Employment Programs				Foreclosed Property	299,300.00
MUNICIPAL FUNCTIONS	5,595,551.86			Emergencies & Other Deferred Charges	158,000.00
CAPITAL IMPROVEMENTS	7,500.00			State and Federal Aid Receivable	433,000.00
DEBT SERVICE				Other Receivables	5,665.62
Principal Payments	520,000.00			Total	3,576,744.28
Interest Payments	126,119.60			LIABILITIES, RESERVES, AND SURPLUS	
DEFERRED CHARGES	25,950.20			Cash Liabilities	1,941,675.28
SCHOOL, COUNTY, SPECIAL DISTRICT TAXES	14,512,891.92			Reserves for Receivables	477,584.24
RESERVE FOR UNCOLLECTED TAXES	576,916.36			Surplus Dec. 31, 1993	1,157,486.75
EXPENDITURES	21,357,429.94			Total	3,576,744.28

1433

Population 1990 2,370
 Population 1993 2,446
 S & P Rating
 Moody Rating

General Tax Rate Per \$100. 1.83
 State Equalized Tax Rate 1.85

RIVERDALE BOROUGH - MORRIS COUNTY

Form of Government:

Borough Council

Number of Members on Governing Body - 6

PER CAPITA:

Gross Debt 226.66
 Net Debt 73.96
 Debt Service 30.92
 Total Tax Levy 1,991.13
 Municipal Expenditures 1,045.24

PER CENT:

Gross Debt .22
 Net Debt .07
 Tax Levy Collected 94.07
 Tax Levy Cancelled, Abated or Adjusted 2.36

EXPENDITURES	REVENUES-REALIZED	1993 PROPERTY TAX
GENERAL GOVERNMENT		STATE EQUALIZED TAX RATE .97
Governing Body & Public Boards	1993 Property Taxes Collected 4,557,942.64	Local District School Taxes 2,523,695.00
Municipal Clerk	1993 Payments in Lieu of Taxes	Regional & Consolidated School Tax
Financial Administration 28,150.00	Delinquent Tax & Lien Collections 172,157.91	School Taxes in Municipal Budget *
Assessment of Taxes 17,200.00	Business Personalty Replacement Taxes 78,426.96	County Taxes .32 822,933.21
Collection of Taxes 36,650.00	Taxes From Public Utilities 332,175.00	County Library Taxes
Planning, Housing & Development 23,450.00	Other Miscellaneous Tax Revenues	Local Municipal Purpose Taxes .58 1,497,110.53
Human Resources 28,941.28	State Aid Revenues 118,320.74	Veteran & Senior Citizen Taxes 24,700.00
Elections	Federal Aid Revenues	Total Taxes for Rate Computation 1.87 4,868,438.74
General Administration (other) 412,125.00		Special District Taxes
JUDICIARY	Sale of Acquired Property	Bank Corp. Taxes
Municipal Courts 44,600.00	Other Miscellaneous Revenues 249,617.49	Added and Omitted Taxes 26,566.59
PUBLIC SAFETY	Total 5,508,638.74	Total Taxes Levied - ABSTRACT 4,870,305.33
Fire Protection 41,374.90	Prior Years Surplus Appropriated 250,000.00	Total Taxes Billed 4,845,162.87
Police Protection 677,715.33	REVENUES TOTAL 5,758,638.74	1993 TAXES COLLECTED 4,557,942.64
Civil Defense & Disaster Control 3,500.00	Reserve For Uncollected Taxes 349,599.14	1993 Taxes Cancelled, Abated or Adjusted 113,447.89
Environmental Inspection & Control 29,650.00		Transfer to Tax Title Liens or Foreclosed 32,575.83
Other Public Safety	CAPITAL OUTLAY TOTAL 210,421.82	Balance Outstanding Dec. 31, 1993 161,196.51
PUBLIC WORKS		PRIOR YEARS TAXES OUTSTANDING
Streets and Drainage 108,600.00	Public Enterprises	Balance January 1, 1993 197,690.10
Sewers and Sewage Processing	Recreation-Culture	Collected in 1993 172,157.91
Garbage and Trash Disposal 294,350.00	Public Works 578.28	Cancelled, Abated or Adjusted 1993
Public Buildings and Grounds 13,801.00	Buildings and Grounds 209,843.54	Transfers to Tax Title Liens or Foreclosed
Other Public Works 20,000.00	Library and Education	Balance December 31, 1993 25,532.19
HEALTH and WELFARE	Conservation	TAX TITLE LIENS OUTSTANDING
Health Services Except Environmental 47,426.00	All Other	Balance January 1, 1993 39,511.79
Welfare-Public Assistance 12,000.00		Transfer From Taxes 32,575.83
Hospital, Clinics, First Aid 350.00	CAPITAL DEBT AUTHORIZED, DECEMBER 31, 1993	Redeemed in 1993
Animal, Insect, & Rodent Control	ISSUED AND UNISSUED GROSS DEBT NET DEBT	Cancelled, Abated or Adjusted (1993)
Other Welfare Services	School 345,000	Transfer to Foreclosed Property
RECREATION and CONSERVATION	Self-Liquidating 28,500	Balance December 31, 1993 72,037.62
Beaches and Boardwalks	Other 180,900	PROPERTY ACQUIRED BY DEED OR FORECLOSURE
Parks, Playgrounds, Shade Trees	Total 554,400	Balance January 1, 1993
Land Reclamation & Conservation 8,025.00		Transfers From Taxes or Liens
Other Recreational Services 841.88	ISSUED AND OUTSTANDING	Sale For Cash (1993)
EDUCATION (excluding schools)	School 345,000.00	Cancelled, Abated or Adjusted (1993)
Libraries 21,100.00	Self-Liquidating 28,500.00	Balance December 31, 1993
Other Educational Services	Other 180,900.00	CURRENT FINANCES DECEMBER 31, 1993
STATUTORY EXPENDITURES	Total 554,400.00	ASSETS
Pensions & F. I. C. A. 93,980.00	EQUALIZED VALUATION BASIS	Cash Dec. 31, 1993 610,633.83
Employee Fringe Benefits 141,592.73	FOR NET DEBT COMPUTATION 251,615,783	Taxes Receivable 166,723.70
Other Statutory Expenditures	REAL PROPERTY VALUATIONS	Tax Title Liens 72,087.62
CETA And Other Public Employment Programs	Code Class # of Parcels % VAL'N ASSESSED VALUATION	Foreclosed Property
MUNICIPAL FUNCTIONS TOTAL 2,106,423.12	1 Vacant Land 125 9.37 24,817,900.00	Emergencies & Other Deferred Charges 100,300.00
CAPITAL IMPROVEMENTS *MEMO* 100,000.00	2 Residential 737 50.37 125,683,700.00	State and Federal Aid Receivable
DEBT SERVICE	3 Farm 98 26.02 65,433,300.00	Other Receivables 21,741.51
Principal Payments 70,000.00	4a Commercial 27 13.53 34,284,100.00	Total 971,491.66
Interest Payments 5,634.07	4b Industrial 1 .12 296,600.00	LIABILITIES, RESERVES, AND SURPLUS
	4c Apartments 983 251,520,600.00	Cash Liabilities 311,950.96
DEFERRED CHARGES	Total Land Area 1.37 Sq. Miles	Reserves for Receivables 245,294.20
SCHOOL, COUNTY, SPECIAL DISTRICT TAXES 3,346,628.21	Net Valuation Taxable-Municipal 263,311,272	Surplus Dec. 31, 1993 614,246.50
RESERVE FOR UNCOLLECTED TAXES 349,599.14	Net Valuation Taxable-County 257,396,712	Total 971,491.66
EXPENDITURES TOTAL 5,903,294.54	State Equalized Valuation 260,181,547	
	State Equalization Ratio 101.26	

0330

Population 1990 7,974
 Population 1993 8,033
 S & P Rating
 Moody Rating AAA

General Tax Rate Per \$100. 2.16
 State Equalized Tax Rate 2.09

RIVERSIDE TOWNSHIP - BURLINGTON CO.

Form of Government:

Township Committee

Number of Members on Governing Body - 5

PER CAPITA:

Gross Debt 718.96
 Net Debt 714.85
 Debt Service 52.13
 Total Tax Levy 747.48
 Municipal Expenditures 410.73

PER CENT:

Gross Debt 2.11
 Net Debt 2.10
 Tax Levy Collected 95.51
 Tax Levy Cancelled, Abated or Adjusted .10

EXPENDITURES		REVENUES-REALIZED		1993 PROPERTY TAX	
GENERAL GOVERNMENT		1993 Property Taxes Collected		STATE EQUALIZED TAX RATE 1.17	
Governing Body & Public Boards		1993 Payments in Lieu of Taxes	5,733,469.62	Local District School Taxes	3,220,061.00
Municipal Clerk	63,485.94	Delinquent Tax & Lien Collections	285,363.72	Regional & Consolidated School Tax	
Financial Administration	17,909.00	Business Personalty Replacement Taxes	177,822.96	School Taxes in Municipal Budget	
Assessment of Taxes	50,762.00	Taxes From Public Utilities	526,168.00	County Taxes	1,508,327.82
Collection of Taxes	4,226.01	Other Miscellaneous Tax Revenues		County Library Taxes	95,493.91
Planning, Housing & Development	70,252.00	State Aid Revenues	496,054.81	Local Municipal Purpose Taxes	926,100.00
Human Resources		Federal Aid Revenues		Veteran & Senior Citizen Taxes	129,100.00
Elections				Total Taxes for Rate Computation	5,879,082.73
General Administration (other)	292,382.39			Special District Taxes	247,200.00
JUDICIARY				Bank Corp. Taxes	
Municipal Courts	72,694.00			Added and Omitted Taxes	11,041.39
PUBLIC SAFETY		Sale of Acquired Property	512,102.07	Total Taxes Levied - ABSTRACT	6,008,224.12
Fire Protection	750.00	Other Miscellaneous Revenues	7,735,981.18	Total Taxes Billed	6,008,224.12
Police Protection	762,082.54	Prior Years Surplus Appropriated	756,500.00	1993 TAXES COLLECTED	5,738,469.62
Civil Defense & Disaster Control	500.00	REVENUES TOTAL	8,492,481.18	1993 Taxes Cancelled, Abated or Adjusted	6,044.31
Environmental Inspection & Control	39,000.00	Reserve For Uncollected Taxes	371,714.05	Transfer to Tax Title Liens or Foreclosed	
Other Public Safety		CAPITAL OUTLAY TOTAL	287,510.85	Balance Outstanding Dec. 31, 1993	263,710.19
PUBLIC WORKS				PRIOR YEARS TAXES OUTSTANDING	
Streets and Drainage	277,836.00	Public Enterprises		Balance January 1, 1993	401,882.06
Sewers and Sewage Processing		Recreation-Culture		Collected in 1993	285,363.72
Garbage and Trash Disposal	322,949.00	Public Works	5,000.00	Cancelled, Abated or Adjusted 1993	
Public Buildings and Grounds	40,250.00	Buildings and Grounds	282,510.85	Transfers to Tax Title Liens or Foreclosed	
Other Public Works		Library and Education		Balance December 31, 1993	116,518.34
HEALTH and WELFARE		Conservation		TAX TITLE LIENS OUTSTANDING	
Health Services Except Environmental	4,245.00	All Other		Balance January 1, 1993	6,165.03
Welfare-Public Assistance	9,659.00			Transfer From Taxes	
Hospital, Clinics, First Aid				Redeemed in 1993	
Animal, Insect, & Rodent Control	6,700.00			Cancelled, Abated or Adjusted (1993)	
Other Welfare Services				Transfer to Foreclosed Property	
RECREATION and CONSERVATION				Balance December 31, 1993	6,165.03
Beaches and Boardwalks				PROPERTY ACQUIRED BY DEED OR	
Parks, Playgrounds, Shade Trees	15,500.00			FORECLOSURE	
Land Reclamation & Conservation	3,012.86			Balance January 1, 1993	12,630.00
Other Recreational Services	4,300.00			Transfers From Taxes or Liens	
EDUCATION (excluding schools)				Sale For Cash (1993)	
Libraries	15,000.00			Cancelled, Abated or Adjusted (1993)	
Other Educational Services				Balance December 31, 1993	12,630.00
STATUTORY EXPENDITURES				CURRENT FINANCES DECEMBER 31, 1993	
Pensions & F. I. C. A.	126,567.98			ASSETS	
Employee Fringe Benefits	286,500.00			Cash Dec. 31, 1993	1,383,622.99
Other Statutory Expenditures	8,000.00			Taxes Receivable	380,228.53
CETA And Other Public Employment Programs				Tax Title Liens	6,165.03
MUNICIPAL FUNCTIONS TOTAL	2,494,563.72			Foreclosed Property	12,630.00
CAPITAL IMPROVEMENTS *MEMO*	35,000.00			Emergencies & Other Deferred Charges	47,120.00
DEBT SERVICE				State and Federal Aid Receivable	
Principal Payments	161,093.96			Other Receivables	16,421.61
Interest Payments	257,924.22			Total	1,846,188.16
DEFERRED CHARGES	16,120.00			LIABILITIES, RESERVES, AND SURPLUS	
SCHOOL, COUNTY, SPECIAL DISTRICT TAXES	5,071,082.73			Cash Liabilities	585,694.25
RESERVE FOR UNCOLLECTED TAXES	371,714.05			Reserves for Receivables	415,445.17
EXPENDITURES TOTAL	8,372,499.68			Surplus Dec. 31, 1993	845,048.74
				Total	1,846,188.16

0331

Population 1990 2,775
 Population 1993 2,678
 S & P Rating AAA
 Moody Rating 3AA1

General Tax Rate Per \$100. 2.85
 State Equalized Tax Rate 2.56

RIVERTON BOROUGH - BURLINGTON CO.
 Form of Government:
Borough Council
 Number of Members on Governing Body - 6

PER CAPITA.

Gross Debt 501.12
 Net Debt 501.12
 Debt Service 98.67
 Total Tax Levy 1,391.19
 Municipal Expenditures 696.19

PER CENT

Gross Debt .94
 Net Debt .94
 Tax Levy Collected 98.08
 Tax Levy Cancelled, Abated or Adjusted .10

EXPENDITURES		REVENUES-REALIZED		1993 PROPERTY TAX	
GENERAL GOVERNMENT				STATE EQUALIZED TAX RATE 1.43	
Governing Body & Public Boords	35,000.00	1993 Property Taxes Collected 3,654,568.35		Local District School Taxes	2,088,486.00
Municipal Clerk		1993 Payments in Lieu of Taxes		Regional & Consolidated School Tax	
Financial Administration	41,782.00	Delinquent Tax & Lien Collections 73,495.27		School Taxes in Municipal Budget	
Assessment of Taxes	5,960.00	Business Personal Replacement Taxes 15,291.92		County Taxes	748,395.99
Collection of Taxes	14,500.00	Taxes From Public Utilities 152,942.00		County Library Taxes	47,456.72
Planning, Housing & Development	5,300.00	Other Miscellaneous Tax Revenues		Local Municipal Purpose Taxes	839,744.13
Human Resources	32,762.00	State Aid Revenues 170,630.05		Veteran & Senior Citizen Taxes	26,000.00
Elections		Federal Aid Revenues		Total Taxes for Rate Computation 2.55	3,750,082.84
General Administration (other)	186,800.93	Sale of Acquired Property		Special District Taxes	
JUDICIARY	21,000.00	Other Miscellaneous Revenues 308,997.22		Bank Corp. Taxes	
Municipal Courts		Total 4,375,924.81		Added and Omitted Taxes	1,516.41
PUBLIC SAFETY		Prior Years Surplus Appropriated 427,000.00		Total Taxes Levied - ABSTRACT	3,725,599.25
Fire Protection	61,880.00	REVENUES TOTAL 4,802,924.81		Total Taxes Billed	3,725,936.63
Police Protection	318,400.00	Reserve For Uncollected Taxes 136,088.05		1993 TAXES COLLECTED	3,654,568.35
Civil Defense & Disaster Control	1,000.00	CAPITAL OUTLAY TOTAL 26,874.92		1993 Taxes Cancelled, Abated or Adjusted	3,866.88
Environmental Inspection & Control	24,050.00	Public Enterprises		Transfer to Tax Title Liens or Foreclosed	
Other Public Safety		Recreation-Culture		Balance Outstanding Dec. 31, 1993	67,501.40
PUBLIC WORKS		Public Works 24,874.92		PRIOR YEARS TAXES OUTSTANDING	
Streets and Drainage	131,300.00	Buildings and Grounds		Balance January 1, 1993	74,859.17
Sewers and Sewage Processing	147,700.00	Library and Education		Collected in 1993	73,681.92
Gorbage and Trosh Disposol	216,084.07	Conservation		Cancelled, Abated or Adjusted 1993	
Public Buildings and Grounds	500.00	All Other		Transfers to Tax Title Liens or Foreclosed	
Other Public Works	23,500.00	CAPITAL DEBT AUTHORIZED, DECEMBER 31, 1993		Balance December 31, 1993	1,177.25
HEALTH and WELFARE		ISSUED AND UNISSUED GROSS DEBT NET DEBT		TAX TITLE LIENS OUTSTANDING	
Health Services Except Environmental	11,925.00	School		Balance January 1, 1993	
Welfare-Public Assistance	3,350.00	Self-Liquidating		Transfer From Taxes	
Hospital, Clinics, First Aid		Other 1,342,000		Redeemed In 1993	
Animal, Insect, & Rodent Control		Total 1,342,000		Cancelled, Abated or Adjusted (1993)	
Other Welfare Services		ISSUED AND OUTSTANDING		Transfer to Foreclosed Property	
RECREATION and CONSERVATION		School		Balance December 31, 1993	
Beaches and Boardwalks		Self-Liquidating		PROPERTY ACQUIRED BY DEED OR	
Parks, Playgrounds, Shade Trees		Other		FORECLOSURE	
Land Reclamation & Conservation		Total 1,342,000.00		Balance January 1, 1993	2,300.00
Other Recreational Services	28,050.00	EQUALIZED VALUATION BASIS		Transfers From Taxes or Liens	
EDUCATION (excluding schools)		FOR NET DEBT COMPUTATION 142,152,326		Sale For Cash (1993)	
Libraries	7,000.00	REAL PROPERTY VALUATIONS		Cancelled, Abated or Adjusted (1993)	
Other Educational Services		Code Class # of Parcels % VAL'N ASSESSED VALUATION		Balance December 31, 1993	2,300.00
STATUTORY EXPENDITURES		1 Vacant Land 33 1.11 1,444,500.00		CURRENT FINANCES DECEMBER 31, 1993	
Pensions & F. I. C. A.	51,780.00	2 Residential 873 89.56 116,697,200.00		ASSETS	
Employee Fringe Benefits	60,700.00	3 Form 7,995,000.00		Cash Dec. 31, 1993	1,311,010.71
Other Statutory Expenditures		4a Commercial 47 6.14 7,995,000.00		Taxes Receivable	68,678.65
CETA And Other Public Employment Programs		4b Industrial 1 .32 1,071,500.00		Tax Title Liens	
MUNICIPAL FUNCTIONS TOTAL 1,464,074.00		4c Apartments 11 2.38 3,098,700.00		Foreclosed Property	2,300.00
CAPITAL IMPROVEMENTS *MEMO* 13,000.00		Total 965 130,306,900.00		Emergencies & Other Deferred Charges	1,500.00
DEBT SERVICE		Land Area .70 Sq. Miles		State and Federal Aid Receivable	22,578.00
Principal Payments	165,000.00	Net Valuation Taxable-Municipal 130,679,976		Other Receivables	68,656.35
Interest Payments	99,246.00	Net Valuation Taxable-County 141,792,465		Total	1,474,723.71
DEFERRED CHARGES		State Equalized Valuation 145,642,753		LIABILITIES, RESERVES, AND SURPLUS	
SCHOOL, COUNTY, SPECIAL DISTRICT TAXES 2,884,338.71		State Equalization Ratio 89.70		Cash Liabilities	656,399.94
RESERVE FOR UNCOLLECTED TAXES 136,038.05				Reserves for Receivables	139,635.00
EXPENDITURES TOTAL 4,748,746.76				Surplus Dec. 31, 1993	678,688.77
				Total	1,474,723.71

0254

Population 1990 5,587
 Population 1993 5,587
 S & P Rating AAA
 Moody Rating AAA

General Tax Rate Per \$100 2.30
 State Equalized Tax Rate 1.78

ROCHELLE PARK TOWNSHIP - BERGEN CO.

Form of Government:

Township Committee

Number of Members on Governing Body - 5

PER CAPITA:

Grass Debt 840.11
 Net Debt 840.11
 Debt Service 34.43
 Total Tax Levy 1,703.96
 Municipal Expenditures 1,007.58

PER CENT:

Grass Debt .90
 Net Debt .90
 Tax Levy Collected 96.41
 Tax Levy Cancelled, Abated or Adjusted

EXPENDITURES		REVENUES-REALIZED		1993 PROPERTY TAX	
GENERAL GOVERNMENT		1993 Property Taxes Collected		STATE EQUALIZED TAX RATE	
Governing Body & Public Boards	71,748.00	9,361,817.92		Local District School Taxes	.81
Municipal Clerk	104,650.00	1993 Payments in Lieu of Taxes		Regional & Consolidated School Tax	
Financial Administration	224,060.62	Delinquent Tax & Lien Collections		School Taxes in Municipal Budget	
Assessment of Taxes	40,500.00	Business Personalty Replacement Taxes		County Taxes	.27
Collection of Taxes	49,615.00	Taxes From Public Utilities		County Library Taxes	
Planning, Housing & Development	94,935.79	Other Miscellaneous Tax Revenues		Local Municipal Purpose Taxes	.70
Human Resources		State Aid Revenues		Veteran & Senior Citizen Taxes	
Elections		297,760.89		Total Taxes for Rate Computation	1.78
General Administration (other)	598,119.59	Federal Aid Revenues		Special District Taxes	
JUDICIARY		Sale of Acquired Property		Bank Corp. Taxes	
Municipal Courts	107,296.50	Other Miscellaneous Revenues		Added and Omitted Taxes	3,277.91
PUBLIC SAFETY		Total		Total Taxes Levied - ABSTRACT	9,689,861.58
Fire Protection	115,120.00	Prior Years Surplus Appropriated		Total Taxes Billed	9,710,502.65
Police Protection	1,438,932.03	REVENUES TOTAL		1993 TAXES COLLECTED	9,361,817.92
Civil Defense & Disaster Control	1,200.00	Reserve For Uncollected Taxes		1993 Taxes Cancelled, Abated or Adjusted	214.08
Environmental Inspection & Control	81,500.00	CAPITAL OUTLAY TOTAL		Transfer to Tax Title Liens or Foreclosed	4,542.50
Other Public Safety		2,659,458.94		Balance Outstanding Dec. 31, 1993	343,928.15
PUBLIC WORKS		Public Enterprises		PRIOR YEARS TAXES OUTSTANDING	
Streets and Drainage	72,166.86	Recreation-Culture		Balance January 1, 1993	253,455.19
Sewers and Sewage Processing	523,465.26	Public Works		Collected in 1993	231,345.54
Garbage and Trash Disposal	511,451.00	Buildings and Grounds		Cancelled, Abated or Adjusted 1993	106.80
Public Buildings and Grounds	138,650.00	Library and Education		Transfers to Tax Title Liens or Foreclosed	
Other Public Works	273,952.00	Conservation		Balance December 31, 1993	22,002.85
HEALTH and WELFARE		All Other		TAX TITLE LIENS OUTSTANDING	
Health Services Except Environmental	59,625.00	CAPITAL DEBT AUTHORIZED, DECEMBER 31, 1993		Balance January 1, 1993	11,883.33
Welfare-Public Assistance	8,100.00	ISSUED AND UNISSUED		Transfer From Taxes	4,542.50
Hospital, Clinics, First Aid		GROSS DEBT		Redeemed In 1993	16,425.83
Animal, Insect, & Rodent Control	1,000.00	NET DEBT		Cancelled, Abated or Adjusted (1993)	
Other Welfare Services		SCHOOL		Transfer to Foreclosed Property	
RECREATION and CONSERVATION		Self-Liquidating		Balance December 31, 1993	
Beaches and Boardwalks		Other		PROPERTY ACQUIRED BY DEED OR	
Parks, Playgrounds, Shade Trees		Total		FORECLOSURE	
Land Reclamation & Conservation	36,297.99	ISSUED AND OUTSTANDING		Balance January 1, 1993	5,850.00
Other Recreational Services	22,200.00	SCHOOL		Transfers From Taxes or Liens	
EDUCATION (excluding schools)		Self-Liquidating		Sale For Cash (1993)	
Libraries	61,909.84	Other		Cancelled, Abated or Adjusted (1993)	
Other Educational Services		Total		Balance December 31, 1993	5,850.00
STATUTORY EXPENDITURES		EQUALIZED VALUATION BASIS		CURRENT FINANCES DECEMBER 31, 1993	
Pensions & F. I. C. A.	251,000.00	FOR NET DEBT COMPUTATION		ASSETS	
Employee Fringe Benefits		REAL PROPERTY VALUATIONS		Cash Dec. 31, 1993	2,656,415.00
Other Statutory Expenditures		ASSESSED VALUATION		Taxes Receivable	365,931.00
CETA And Other Public Employment Programs		Code Class # of Parcels % VALN		Tax Title Liens	
MUNICIPAL FUNCTIONS		1 Vacant Land 72 1.43		Foreclosed Property	5,850.00
CAPITAL IMPROVEMENTS	165,000.00	2 Residential 1722 58.16		Emergencies & Other Deferred Charges	175,000.00
DEBT SERVICE		3 Farm		State and Federal Aid Receivable	4,030.00
Principal Payments	161,498.53	4a Commercial 114 31.13		Other Receivables	8,991.00
Interest Payments	34,296.41	4b Industrial 32 7.72		Total	3,216,217.00
DEFERRED CHARGES		4c Apartments 3 1.56		LIABILITIES, RESERVES, AND SURPLUS	
SCHOOL, COUNTY, SPECIAL DISTRICT TAXES	48,103.00	Total 1943		Cash Liabilities	1,765,499.00
RESERVE FOR UNCOLLECTED TAXES	598,729.62	Land Area 1.10 Sq. Miles		Reserves for Receivables	380,772.00
EXPENDITURES		Net Valuation Taxable-Municipal		Surplus Dec. 31, 1993	1,069,946.00
TOTAL	11,589,248.71	Net Valuation Taxable-County		Total	3,216,217.00
		State Equalized Valuation			
		State Equalization Ratio			

1434

Population 1990 6,243
 Population 1993 6,401
 S & P Rating A
 Moody Rating

General Tax Rate Per \$100.

2.30

State Equalized Tax Rate 2.40

ROCKAWAY BOROUGH - MORRIS COUNTY

Form of Government:

Borough Council

Number of Members on Governing Body - 6

PER CAPITA:

Gross Debt 493.82
 Net Debt 260.96
 Debt Service 53.83
 Total Tax Levy 1,565.53
 Municipal Expenditures 687.38

PER CENT:

Gross Debt .74
 Net Debt .39
 Tax Levy Collected 96.89
 Tax Levy Cancelled, Abated or Adjusted .45

EXPENDITURES		REVENUES-REALIZED		1993 PROPERTY TAX	
GENERAL GOVERNMENT		1993 Property Taxes Collected		STATE EQUALIZED TAX RATE	
Governing Body & Public Boards			9,792,487.19	Local District School Taxes	.81
Municipal Clerk				Regional & Consolidated School Tax	.63
Financial Administration	59,600.00			School Taxes in Municipal Budget	
Assessment of Taxes	33,500.00			County Taxes	.31
Collection of Taxes	31,150.00			County Library Taxes	
Planning, Housing & Development	18,870.00			Local Municipal Purpose Taxes	.63
Human Resources	70,810.61			Veteran & Senior Citizen Taxes	
Elections				Total Taxes for Rate Computation	2.38
General Administration (other)	390,600.00			Special District Taxes	
JUDICIARY				Bank Corp. Taxes	
Municipal Courts	47,050.00			Added and Omitted Taxes	
PUBLIC SAFETY				Total Taxes Levied - ABSTRACT	16,633.49
Fire Protection	65,265.90			Total Taxes Billed	10,027,657.87
Police Protection	775,896.34			1993 TAXES COLLECTED	9,792,487.19
Civil Defense & Disaster Control	500.00			1993 Taxes Cancelled, Abated or Adjusted	45,935.88
Environmental Inspection & Control	53,200.00			Transfer to Tax Title Liens or Foreclosed	81,803.50
Other Public Safety				Balance Outstanding Dec. 31, 1993	246,629.42
PUBLIC WORKS				PRIOR YEARS TAXES OUTSTANDING	
Streets and Drainage	273,800.00			Balance January 1, 1993	365,060.60
Sewers and Sewage Processing	364,000.00			Collected in 1993	272,939.29
Garbage and Trash Disposal	445,000.00			Cancelled, Abated or Adjusted 1993	45,156.46
Public Buildings and Grounds	51,440.00			Transfers to Tax Title Liens or Foreclosed	46,964.85
Other Public Works	53,900.00			Balance December 31, 1993	
HEALTH and WELFARE				TAX TITLE LIENS OUTSTANDING	
Health Services Except Environmental	96,000.00			Balance January 1, 1993	493,054.86
Welfare-Public Assistance	9,150.00			Transfer From Taxes	140,769.95
Hospital, Clinics, First Aid				Redeemed in 1993	75,891.32
Animal, Insect, & Rodent Control				Cancelled, Abated or Adjusted (1993)	
Other Welfare Services				Transfer to Foreclosed Property	
RECREATION and CONSERVATION				Balance December 31, 1993	557,933.49
Beaches and Boardwalks				PROPERTY ACQUIRED BY DEED OR FORECLOSURE	
Parks, Playgrounds, Shade Trees	12,000.00			Balance January 1, 1993	64,800.00
Land Reclamation & Conservation				Transfers From Taxes or Liens	
Other Recreational Services	70,700.00			Sale For Cash (1993)	
EDUCATION (excluding schools)				Cancelled, Abated or Adjusted (1993)	
Libraries	132,250.00			Balance December 31, 1993	64,800.00
Other Educational Services				CURRENT FINANCES DECEMBER 31, 1993	
STATUTORY EXPENDITURES				ASSETS	
Pensions & F. I. C. A.	140,091.42			Cash Dec. 31, 1993	1,837,620.26
Employee Fringe Benefits	163,700.00			Taxes Receivable	246,629.42
Other Statutory Expenditures				Tax Title Liens	557,933.49
CETA And Other Public Employment Programs				Foreclosed Property	64,800.00
MUNICIPAL FUNCTIONS				Emergencies & Other Deferred Charges	
CAPITAL IMPROVEMENTS				State and Federal Aid Receivable	7,461.40
DEBT SERVICE				Other Receivables	86,731.95
Principal Payments	279,960.98			Total	2,801,176.52
Interest Payments	76,623.35			LIABILITIES, RESERVES, AND SURPLUS	
				Cash Liabilities	689,155.38
DEFERRED CHARGES				Reserves for Receivables	933,160.04
SCHOOL, COUNTY, SPECIAL DISTRICT TAXES	17,232.64			Surplus Dec. 31, 1993	1,178,360.60
RESERVE FOR UNCOLLECTED TAXES	7,347,553.94			Total	2,801,176.52
EXPENDITURES TOTAL	11,747,470.76				

1435

Population 1990 19,572
 Population 1993 20,256
 S & P Rating A+
 Moody Rating A1

General Tax Rate Per \$100. 3.87
 State Equalized Tax Rate 2.43

ROCKAWAY TWP. - MORRIS CO.
 Form of Government
Mayor-Council Plan F (OMCL 50)
 Number of Members on Governing Body - 9

PER CAPITA:
 Gross Debt 1,557.10
 Net Debt 1,365.93
 Debt Service 85.43
 Total Tax Levy 2,076.79
 Municipal Expenditures 854.59

PER CENT:
 Gross Debt 1.80
 Net Debt 1.58
 Tax Levy Collected 94.69
 Tax Levy Cancelled, Abated or Adjusted 1.36

EXPENDITURES		REVENUES-REALIZED		1993 PROPERTY TAX	
GENERAL GOVERNMENT				STATE EQUALIZED TAX RATE ———→	
Governing Body & Public Boards		1993 Property Taxes Collected	40,140,677.00	Local District School Taxes .96	16,433,639.98
Municipal Clerk		1993 Payments in Lieu of Taxes	16,667.50	Regional & Consolidated School Tax .54	9,216,087.02
Financial Administration	251,745.00	Delinquent Tax & Lien Collections	1,377,737.48	School Taxes in Municipal Budget	
Assessment of Taxes	113,053.00	Business Personalty Replacement Taxes	287,109.08	County Taxes .31	* 5,351,913.37
Collection of Taxes	144,908.00	Taxes From Public Utilities	1,037,587.10	County Library Taxes	
Planning, Housing & Development	73,469.00	Other Miscellaneous Tax Revenues		Local Municipal Purpose Taxes .61	10,479,436.00
Human Resources	130,916.00	State Aid Revenues	939,563.03	Veteran & Senior Citizen Taxes	92,150.00
Elections	10,260.00	Federal Aid Revenues		Total Taxes for Rate Computation 2.42	41,573,226.37
General Administration (other)	1,762,546.00			Special District Taxes	
JUDICIARY		Sale of Acquired Property	2,874,792.94	Bank Corp. Taxes	
Municipal Courts	244,385.00	Other Miscellaneous Revenues	46,674,134.13	Added and Omitted Taxes	586,288.74
PUBLIC SAFETY		Total	46,674,134.13	Total Taxes Levied - ABSTRACT	42,067,365.11
Fire Protection	454,819.00	Prior Years Surplus Appropriated	1,000,000.00	Total Taxes Billed	42,389,482.70
Police Protection	3,326,024.00	REVENUES TOTAL	47,674,134.13	1993 TAXES COLLECTED	40,140,677.00
Civil Defense & Disaster Control	14,330.00	Reserve For Uncollected Taxes	2,600,000.00	1993 Taxes Cancelled, Abated or Adjusted	576,762.07
Environmental Inspection & Control	235,001.00	CAPITAL OUTLAY TOTAL	4,266,661.11	Transfer to Tax Title Liens or Foreclosed	373,060.07
Other Public Safety				Balance Outstanding Dec. 31, 1993	1,298,983.56
PUBLIC WORKS				PRIOR YEARS TAXES OUTSTANDING	
Streets and Drainage	1,572,752.00	Public Enterprises	478,293.82	Balance January 1, 1993	1,859,081.02
Sewers and Sewage Processing		Recreation-Culture	957,780.97	Collected in 1993	1,284,799.57
Garbage and Trash Disposal	216,500.00	Public Works	513,722.11	Cancelled, Abated or Adjusted 1993	5,767.84
Public Buildings and Grounds	186,003.00	Buildings and Grounds	2,316,864.21	Transfers to Tax Title Liens or Foreclosed	127,945.04
Other Public Works	97,850.00	Library and Education		Balance December 31, 1993	440,568.57
HEALTH and WELFARE		Conservation		TAX TITLE LIENS OUTSTANDING	
Health Services Except Environmental	605,645.00	All Other		Balance January 1, 1993	1,090,975.20
Welfare-Public Assistance	20,139.00	CAPITAL DEBT AUTHORIZED, DECEMBER 31, 1993		Transfer From Taxes	532,357.60
Hospital, Clinics, First Aid		ISSUED AND UNISSUED		Redeemed In 1993	92,937.91
Animal, Insect, & Radent Control	45,228.68	School	572,571	Cancelled, Abated or Adjusted (1993)	
Other Welfare Services		Self-Liquidating	2,768,816	Transfer to Foreclosed Property	
RECREATION and CONSERVATION		Other	28,199,156	Balance December 31, 1993	1,530,394.69
Beaches and Boardwalks		Total	31,540,545	PROPERTY ACQUIRED BY DEED OR FORECLOSURE	
Parks, Playgrounds, Shade Trees	355,875.00			Balance January 1, 1993	930,100.00
Land Reclamation & Conservation	500.00	ISSUED AND OUTSTANDING		Transfers From Taxes or Liens	
Other Recreational Services	320,872.00	School	572,571.96	Sale For Cash (1993)	
EDUCATION (excluding schools)		Self-Liquidating	800,462.99	Cancelled, Abated or Adjusted (1993)	
Libraries	650,000.00	Other	19,616,760.00	Balance December 31, 1993	930,100.00
Other Educational Services	1,500.00	Total	20,989,794.95	CURRENT FINANCES DECEMBER 31, 1993	
STATUTORY EXPENDITURES		EQUALIZED VALUATION BASIS FOR NET DEBT COMPUTATION	1,750,178,805	ASSETS	
Pensions & F. I. C. A.	748,580.00	REAL PROPERTY VALUATIONS		Cash Dec. 31, 1993	5,003,328.20
Employee Fringe Benefits	1,379,155.32	Code Class # of Parcels % VAL'N	ASSESSED VALUATION	Taxes Receivable	1,739,552.13
Other Statutory Expenditures	10,000.00	1 Vacant Land 1176 7.89	84,937,610.00	Tax Title Liens	1,530,394.69
CETA and Other Public Employment Programs		2 Residential 6914 63.48	683,588,650.00	Foreclosed Property	930,100.00
MUNICIPAL FUNCTIONS		3 Farm 21 .04	404,200.00	Emergencies & Other Deferred Charges	
CAPITAL IMPROVEMENTS	99,000.00	4a Commercial 118 16.51	177,759,211.00	State and Federal Aid Receivable	
DEBT SERVICE		4b Industrial 37 10.58	113,925,300.00	Other Receivables	36,306.64
Principal Payments	923,372.00	4c Apartments 7 1.51	16,256,000.00	Total	9,239,681.66
Interest Payments	807,195.66	Total 8273	1,075,870,971.00	LIABILITIES, RESERVES, AND SURPLUS	
DEFERRED CHARGES	8,000.00	Land Area 42.35 Sq. Miles		Cash Liabilities	3,609,430.52
SCHOOL, COUNTY, SPECIAL DISTRICT TAXES	31,001,640.37	Net Valuation Taxable-Municipal	1,080,185,890	Reserves for Receivables	4,236,353.46
RESERVE FOR UNCOLLECTED TAXES	2,600,000.00	Net Valuation Taxable-County	1,811,199,060	Surplus Dec. 31, 1993	1,393,897.63
EXPENDITURES TOTAL	48,312,264.03	State Equalized Valuation	1,717,258,849	Total	9,239,681.66
		State Equalization Ratio	62.83		

0255

Population 1990 270
 Population 1993 295
 S & P Rating
 Moody Rating

General Tax Rate Per \$100. .56
 State Equalized Tax Rate .60

ROCKLEIGH BOROUGH - BERGEN COUNTY

Form of Government:

Borough Council

Number of Members on Governing Body - 6

PER CAPITA:

Gross Debt 4,976.71
 Net Debt 4,976.71
 Debt Service 196.11
 Total Tax Levy 3,191.79
 Municipal Expenditures 2,541.90

PER CENT:

Gross Debt .86
 Net Debt .86
 Tax Levy Collected 99.76
 Tax Levy Cancelled, Abated
 or Adjusted

EXPENDITURES		REVENUES-REALIZED		1993 PROPERTY TAX	
GENERAL GOVERNMENT				STATE EQUALIZED TAX RATE	
Governing Body & Public Boards		1993 Property Taxes Collected	947,766.00	Local District School Taxes	.06
Municipal Clerk		1993 Payments in Lieu of Taxes		Regional & Consolidated School Tax	
Financial Administration	21,341.00	Delinquent Tax & Lien Collections	14,439.00	School Taxes in Municipal Budget	
Assessment of Taxes	5,987.00	Business Personalty Replacement Taxes	39,203.00	County Taxes	.28
Collection of Taxes	7,088.00	Taxes From Public Utilities	92,355.00	County Library Taxes	
Planning, Housing & Development	17,278.00	Other Miscellaneous Tax Revenues		Local Municipal Purpose Taxes	.26
Human Resources		State Aid Revenues	14,004.00	Veteran & Senior Citizen Taxes	
Elections		Federal Aid Revenues		Total Taxes for Rate Computation	.60
General Administration (other)	176,482.00			Special District Taxes	
JUDICIARY				Bank Corp. Taxes	
Municipal Courts	2,372.00	Sale of Acquired Property		Added and Omitted Taxes	3,851.00
PUBLIC SAFETY		Other Miscellaneous Revenues	44,428.00	Total Taxes Levied - ABSTRACT	941,578.59
Fire Protection	47,445.00	Total	1,152,195.00	Total Taxes Billed	950,052.00
Police Protection	238,551.00	Prior Years Surplus Appropriated	186,000.00	1993 TAXES COLLECTED	947,766.00
Civil Defense & Disaster Control		REVENUES	1,338,195.00	1993 Taxes Cancelled, Abated or Adjusted	
Environmental Inspection & Control	18,947.00	Reserve For Uncollected Taxes	30,449.00	Transfer to Tax Title Liens or Foreclosed	
Other Public Safety		CAPITAL OUTLAY	277,139.00	Balance Outstanding Dec. 31, 1993	2,286.00
PUBLIC WORKS		TOTAL		PRIOR YEARS TAXES OUTSTANDING	
Streets and Drainage	33,771.00	Public Enterprises		Balance January 1, 1993	14,439.00
Sewers and Sewage Processing		Recreation-Culture		Collected in 1993	14,439.00
Garbage and Trash Disposal	27,153.00	Public Works	268,724.00	Cancelled, Abated or Adjusted 1993	
Public Buildings and Grounds	16,000.00	Buildings and Grounds	8,415.00	Transfers to Tax Title Liens or Foreclosed	
Other Public Works		Library and Education		Balance December 31, 1993	
HEALTH and WELFARE		Conservation		TAX TITLE LIENS OUTSTANDING	
Health Services Except Environmental	9,113.00	All Other		Balance January 1, 1993	
Welfare-Public Assistance	735.00			Transfer From Taxes	
Hospital, Clinics, First Aid	600.00			Redeemed In 1993	
Animal, Insect, & Rodent Control	2,000.00			Cancelled, Abated or Adjusted (1993)	
Other Welfare Services				Transfer to Foreclosed Property	
RECREATION and CONSERVATION				Balance December 31, 1993	
Beaches and Boardwalks				PROPERTY ACQUIRED BY DEED OR	
Parks, Playgrounds, Shade Trees				FORECLOSURE	
Land Reclamation & Conservation	5,572.00			Balance January 1, 1993	
Other Recreational Services	1,800.00			Transfers From Taxes or Liens	
EDUCATION (excluding schools)				Sale For Cash (1993)	
Libraries				Cancelled, Abated or Adjusted (1993)	
Other Educational Services	3,000.00			Balance December 31, 1993	
STATUTORY EXPENDITURES				CURRENT FINANCES DECEMBER 31, 1993	
Pensions & F. I. C. A.	6,500.00			ASSETS	
Employee Fringe Benefits				Cash Dec. 31, 1993	640,420.00
Other Statutory Expenditures				Taxes Receivable	2,296.00
CETA And Other Public Employment Programs				Tax Title Liens	
MUNICIPAL FUNCTIONS				Foreclosed Property	
CAPITAL IMPROVEMENTS	641,735.00			Emergencies & Other Deferred Charges	5,300.00
DEBT SERVICE	15,000.00			State and Federal Aid Receivable	710.00
Principal Payments	50,000.00			Other Receivables	92.00
Interest Payments	7,351.00			Total	648,808.00
DEFERRED CHARGES	19,825.00			LIABILITIES, RESERVES, AND SURPLUS	
SCHOOL, COUNTY, SPECIAL DISTRICT TAXES	530,740.59			Cash Liabilities	380,188.00
RESERVE FOR UNCOLLECTED TAXES	30,449.00			Reserves for Receivables	2,378.00
EXPENDITURES	1,280,600.59			Surplus Dec. 31, 1993	266,242.00
				Total	648,808.00

1817

Population 1990 693
 Population 1993 692
 S & P Rating
 Moody Rating

General Tax Rate Per \$100.

3.14

State Equalized Tax Rate

1.49

ROCKY HILL BOROUGH - SOMERSET CO.

Form of Government:

Borough Council

Number of Members on Governing Body - 6

PER CAPITA:

Gross Debt 24.42
 Net Debt 14.45
 Debt Service 16.21
 Total Tax Levy 1,638.23
 Municipal Expenditures 646.98

PER CENT:

Gross Debt .03
 Net Debt .02
 Tax Levy Collected 96.03
 Tax Levy Cancelled, Abated or Adjusted

EXPENDITURES		REVENUES-REALIZED		1993 PROPERTY TAX	
GENERAL GOVERNMENT				STATE EQUALIZED TAX RATE	
Governing Body & Public Boards		1993 Property Taxes Collected	1,090,344.13	Local District School Taxes	.82
Municipal Clerk		1993 Payments in Lieu of Taxes		Regional & Consolidated School Tax	
Financial Administration	17,000.00	Delinquent Tax & Lien Collections	53,044.83	School Taxes in Municipal Budget	
Assessment of Taxes	4,930.00	Business Personalty Replacement Taxes	26,014.44	County Taxes	.35
Collection of Taxes	8,400.00	Taxes From Public Utilities	57,483.00	County Library Taxes	.03
Planning, Housing & Development	23,050.00	Other Miscellaneous Tax Revenues		Local Municipal Purpose Taxes	.29
Human Resources	4,125.00	State Aid Revenues	27,250.89	Veteran & Senior Citizen Taxes	
Elections	300.00	Federal Aid Revenues		Total Taxes for Rate Computation	1.49
General Administration (other)	65,340.08			Special District Taxes	
JUDICIARY				Bank Corp. Taxes	
Municipal Courts	8,000.00	Sole of Acquired Property		Added and Omitted Taxes	
PUBLIC SAFETY		Other Miscellaneous Revenues	52,673.27	Total Taxes Levied - ABSTRACT	1,133,651.80
Fire Protection	32,047.20			Total Taxes Billed	1,135,367.92
Police Protection	17,912.50	Prior Years Surplus Appropriated	111,500.00	1993 TAXES COLLECTED	1,090,344.13
Civil Defense & Disaster Control	1,900.00	REVENUES	1,418,310.56	1993 Taxes Cancelled, Abated or Adjusted	
Environmental Inspection & Control	4,500.00	Reserve For Uncollected Taxes	113,700.00	Transfer to Tax Title Liens or Foreclosed	
Other Public Safety				Balance Outstanding Dec. 31, 1993	45,023.79
PUBLIC WORKS		CAPITAL OUTLAY	TOTAL	PRIOR YEARS TAXES OUTSTANDING	
Streets and Drainage	19,225.00	Public Enterprises		Balance January 1, 1993	54,848.99
Sewers and Sewage Processing	15,820.00	Recreation-Culture		Collected in 1993	53,044.83
Garbage and Trash Disposal	58,701.00	Public Works		Cancelled, Abated or Adjusted 1993	
Public Buildings and Grounds	15,000.00	Buildings and Grounds		Transfers to Tax Title Liens or Foreclosed	
Other Public Works		Library and Education		Balance December 31, 1993	1,804.16
HEALTH and WELFARE		Conservation		TAX TITLE LIENS OUTSTANDING	
Health Services Except Environmental	8,359.00	All Other		Balance January 1, 1993	
Welfare-Public Assistance	175.00			Transfer From Taxes	
Hospital, Clinics, First Aid		CAPITAL DEBT AUTHORIZED, DECEMBER 31, 1993		Redeemed in 1993	
Animal, Insect, & Rodent Control		ISSUED AND UNISSUED	GROSS DEBT	Cancelled, Abated or Adjusted (1993)	
Other Welfare Services		School		Transfer to Foreclosed Property	
RECREATION and CONSERVATION		Self-Liquidating	6,900	Balance December 31, 1993	
Beaches and Boardwalks		Other	10,000	PROPERTY ACQUIRED BY DEED OR	
Parks, Playgrounds, Shade Trees	510.00	Total	16,900	FORECLOSURE	
Land Reclamation & Conservation				Balance January 1, 1993	
Other Recreational Services	10,800.00	ISSUED AND OUTSTANDING		Transfers From Taxes or Liens	
EDUCATION (excluding schools)		School		Sale For Cash (1993)	
Libraries	4,000.00	Self-Liquidating	6,000.00	Cancelled, Abated or Adjusted (1993)	
Other Educational Services		Other	10,000.00	Balance December 31, 1993	
STATUTORY EXPENDITURES		Total	16,000.00	CURRENT FINANCES DECEMBER 31, 1993	
Pensions & F. I. C. A.	2,700.00	EQUALIZED VALUATION BASIS		ASSETS	
Employee Fringe Benefits		FOR NET DEBT COMPUTATION	58,255,535	Cash Dec. 31, 1993	369,511.76
Other Statutory Expenditures		REAL PROPERTY VALUATIONS		Taxes Receivable	46,827.95
CETA And Other Public Employment Programs		Code Class # of Parcels % VAKN	ASSESSED VALUATION	Tax Title Liens	
MUNICIPAL FUNCTIONS	322,794.78	1 Vacant Land 15 .91	273,000.00	Foreclosed Property	
CAPITAL IMPROVEMENTS	*MEMO* 22,700.00	2 Residential 250 91.93	27,724,610.00	Emergencies & Other Deferred Charges	1,062.19
DEBT SERVICE		3 Farm 7 .11	33,300.00	State and Federal Aid Receivable	5,870.65
Principal Payments	10,000.00	4a Commercial 18 5.68	1,711,610.00	Other Receivables	17,999.41
Interest Payments	1,216.66	4b Industrial		Total	441,271.96
4c Apartments 5 1.38			415,930.00	LIABILITIES, RESERVES, AND SURPLUS	
		Total 295	30,158,450.00	Cash Liabilities	173,055.31
DEFERRED CHARGES		Land Area .60 Sq. Miles		Reserves for Receivables	64,827.36
SCHOOL, COUNTY, SPECIAL DISTRICT TAXES	910,485.54	Net Valuation Taxable-Municipal	35,997,792	Surplus Dec. 31, 1993	203,389.29
RESERVE FOR UNCOLLECTED TAXES	113,700.00	Net Valuation Taxable-County	64,276,424	Total	441,271.96
EXPENDITURES		State Equalized Valuation	69,264,053		
TOTAL	1,358,196.98	State Equalization Ratio	47.55		

1341

Population 1990 884
 Population 1993 868
 S & P Rating
 Moody Rating

General Tax Rate Per \$100. 3.27
 State Equalized Tax Rate 3.42

ROOSEVELT BOROUGH - MONMOUTH CO.
 Form of Government:
Borough Council
 Number of Members on Governing Body - 6

PER CAPITA
 Gross Debt 4,902.74
 Net Debt 575.69
 Debt Service
 Total Tax Levy 1,619.76
 Municipal Expenditures 714.15

PER CENT.
 Gross Debt 10.09
 Net Debt 1.18
 Tax Levy Collected 93.95
 Tax Levy Cancelled, Abated
 or Adjusted

EXPENDITURES		REVENUES-REALIZED		1993 PROPERTY TAX	
GENERAL GOVERNMENT				STATE EQUALIZED TAX RATE <u>3.42</u>	
Governing Body & Public Boards		1993 Property Taxes Collected	1,321,160.98	Local District School Taxes	2.32 953,191.00
Municipal Clerk	21,453.00	1993 Payments in Lieu of Taxes		Regional & Consolidated School Tax	
Financial Administration	3,001.00	Delinquent Tax & Lien Collections	52,370.57	School Taxes in Municipal Budget	
Assessment of Taxes	10,620.00	Business Personalty Replacement Taxes	4,574.67	County Taxes	.48 * 197,399.09
Collection of Taxes	5,215.53	Taxes From Public Utilities	60,446.00	County Library Taxes	.02 7,957.95
Planning, Housing & Development	9,130.19	Other Miscellaneous Tax Revenues		Local Municipal Purpose Taxes	.60 247,407.81
Human Resources		State Aid Revenues	235,002.86	Veteran & Senior Citizen Taxes	6,150.00
Elections		Federal Aid Revenues		Total Taxes for Rate Computation	3.42 1,412,105.84
General Administration (other)	116,725.68			Special District Taxes	
JUDICIARY		Sale of Acquired Property		Bank Corp. Taxes	
Municipal Courts	4,000.00	Other Miscellaneous Revenues	33,524.38	Added and Omitted Taxes	
PUBLIC SAFETY		Total	1,707,079.46	Total Taxes Levied - ABSTRACT	1,405,955.84
Fire Protection	6,488.85	Prior Years Surplus Appropriated	119,000.00	Total Taxes Billed	1,406,191.10
Police Protection	8,670.00	REVENUES TOTAL	1,826,079.46	1993 TAXES COLLECTED	1,321,160.98
Civil Defense & Disaster Control	2,499.36	Reserve For Uncollected Taxes	105,000.00	1993 Taxes Cancelled, Abated or Adjusted	
Environmental Inspection & Control		CAPITAL OUTLAY TOTAL	293,000.13	Transfer to Tax Title Liens or Foreclosed	10,673.26
Other Public Safety				Balance Outstanding Dec. 31, 1993	74,356.86
PUBLIC WORKS		Public Enterprises	61,610.82	PRIOR YEARS TAXES OUTSTANDING	
Streets and Drainage	219,075.00	Recreation-Culture		Balance January 1, 1993	53,714.72
Sewers and Sewage Processing	340.78	Public Works	230,399.31	Collected in 1993	52,370.57
Garbage and Trash Disposal	51,840.00	Buildings and Grounds	990.00	Cancelled, Abated or Adjusted 1993	
Public Buildings and Grounds	26,650.00	Library and Education		Transfers to Tax Title Liens or Foreclosed	
Other Public Works		Conservation		Balance December 31, 1993	1,344.15
HEALTH and WELFARE		All Other		TAX TITLE LIENS OUTSTANDING	
Health Services Except Environmental		CAPITAL DEBT AUTHORIZED, DECEMBER 31, 1993		Balance January 1, 1993	22,638.82
Welfare-Public Assistance		ISSUED AND UNISSUED		Transfer From Taxes	10,673.26
Hospital, Clinics, First Aid		School	950,000	Redeemed In 1993	
Animal, Insect, & Rodent Control		Self-Liquidating	2,805,879	Cancelled, Abated or Adjusted (1993)	
Other Welfare Services		Other	499,697	Transfer to Foreclosed Property	
RECREATION and CONSERVATION		Total	4,255,576	Balance December 31, 1993	33,312.08
Beaches and Boardwalks	6,686.22	ISSUED AND OUTSTANDING		PROPERTY ACQUIRED BY DEED OR	
Parks, Playgrounds, Shade Trees	1,022.00	School	948,000.00	FORECLOSURE	
Land Reclamation & Conservation	1,168.75	Self-Liquidating		Balance January 1, 1993	
Other Recreational Services		Other	308,630.00	Transfers From Taxes or Liens	
EDUCATION (excluding schools)		Total	1,256,630.00	Sale For Cash (1993)	
Libraries	495.75	EQUALIZED VALUATION BASIS		Cancelled, Abated or Adjusted (1993)	
Other Educational Services		FOR NET DEBT COMPUTATION	42,236.416	Balance December 31, 1993	
STATUTORY EXPENDITURES		REAL PROPERTY VALUATIONS		CURRENT FINANCES DECEMBER 31, 1993	
Pensions & F. I. C. A.	7,558.48	Code Class # of Parcels % VAL'N	ASSESSED VALUATION	ASSETS	
Employee Fringe Benefits	10,723.77	1 Vacant Land 4 .74	315,500.00	Cash Dec. 31, 1993	303,521.72
Other Statutory Expenditures	479.24	2 Residential 303 88.27	37,789,900.00	Taxes Receivable	75,701.01
CETA And Other Public Employment Programs		3 Farm 18 3.52	1,507,140.00	Tax Title Liens	33,312.08
MUNICIPAL FUNCTIONS		4a Commercial 6 2.92	1,248,700.00	Foreclosed Property	
CAPITAL IMPROVEMENTS	55,000.00	4b Industrial 3 1.64	702,500.00	Emergencies & Other Deferred Charges	
DEBT SERVICE		4c Apartments 1 2.91	1,247,400.00	State and Federal Aid Receivable	332,650.00
Principal Payments		Total 335	42,811,140.00	Other Receivables	115.00
Interest Payments				Total	745,299.31
DEFERRED CHARGES		Land Area 1.93 Sq. Miles		LIABILITIES, RESERVES, AND SURPLUS	
SCHOOL, COUNTY, SPECIAL DISTRICT TAXES	1,138,548.03	Net Valuation Taxable-Municipal	42,963,370	Cash Liabilities	472,319.97
RESERVE FOR UNCOLLECTED TAXES	105,000.00	Net Valuation Taxable-County	42,341,558	Reserves for Receivables	109,128.09
EXPENDITURES TOTAL	1,773,433.63	State Equalized Valuation	41,139,439	Surplus Dec. 31, 1993	163,851.95
		State Equalization Ratio	104.45	Total	745,299.31

0718

Population 1990 4,347
 Population 1993 5,001
 S & P Rating
 Moody Rating AAA

General Tax Rate Per \$100. 6.69
 State Equalized Tax Rate 1.80

ROSELAND BOROUGH - ESSEX COUNTY
Form of Government:
Borough Council
Number of Members on Governing Body - 6

PER CAPITA:
 Grass Debt 1,462.90
 Net Debt 1,359.05
 Debt Service 144.56
 Total Tax Levy 3,441.88
 Municipal Expenditures 1,312.68

PER CENT:
 Grass Debt .76
 Net Debt .71
 Tax Levy Collected 98.85
 Tax Levy Cancelled, Abated or Adjusted .33

EXPENDITURES		REVENUES-REALIZED		1993 PROPERTY TAX	
GENERAL GOVERNMENT				STATE EQUALIZED TAX RATE	
Governing Body & Public Baards		1993 Property Taxes Collected	17,040,373.57	Local District School Taxes	.25
Municipal Clerk	29,968.00	1993 Payments in Lieu of Taxes		Regional & Consolidated School Tax	.41
Financial Administration	373,805.03	Delinquent Tax & Lien Collections	135,042.27	School Taxes in Municipal Budget	
Assessment of Taxes	23,047.00	Business Personalty Replacement Taxes	162,787.00	County Taxes	.65
Collection of Taxes	118,074.00	Taxes From Public Utilities	845,250.00	County Library Taxes	
Planning, Housing & Development	52,916.00	Other Miscellaneous Tax Revenues		Local Municipal Purpose Taxes	.49
Human Resources	2,395.00	State Aid Revenues	226,772.30	Veteran & Senior Citizen Taxes	
Elections	1,224,897.00	Federal Aid Revenues		Total Taxes for Rate Computation	1.80
General Administration (other)				Special District Taxes	
JUDICIARY		Sale of Acquired Property		Bank Corp. Taxes	
Municipal Courts	86,957.00	Other Miscellaneous Revenues	505,869.89	Added and Omitted Taxes	
PUBLIC SAFETY				Total Taxes Levied - ABSTRACT	17,212,820.57
Fire Protection	125,494.00		18,916,095.03	Total Taxes Billed	17,238,178.86
Police Protection	1,367,082.29	Prior Years Surplus Appropriated	120,000.00	1993 TAXES COLLECTED	17,040,373.57
Civil Defense & Disaster Control	4,556.00	REVENUES	19,036,095.03	1993 Taxes Cancelled, Abated or Adjusted	56,351.01
Environmental Inspection & Control	115,910.00	Reserve For Uncollected Taxes	518,754.00	Transfer to Tax Title Liens or Foreclosed	31,851.09
Other Public Safety		CAPITAL OUTLAY	TOTAL	Balance Outstanding Dec. 31, 1993	109,603.19
PUBLIC WORKS			1,091,213.69	PRIOR YEARS TAXES OUTSTANDING	
Streets and Drainage	370,099.00	Public Enterprises	144,276.33	Balance January 1, 1993	147,520.30
Sewers and Sewage Processing	262,229.64	Recreation-Culture	2,743.73	Collected in 1993	114,124.23
Garbage and Trash Disposal	326,500.00	Public Works	162,538.30	Cancelled, Abated or Adjusted 1993	2,111.12
Public Buildings and Grounds	192,563.00	Buildings and Grounds	781,655.33	Transfers to Tax Title Liens or Foreclosed	29,225.04
Other Public Works	1,188.00	Library and Education		Balance December 31, 1993	2,059.91
HEALTH and WELFARE		Conservation		TAX TITLE LIENS OUTSTANDING	
Health Services Except Environmental	48,813.00	All Other		Balance January 1, 1993	27,855.95
Welfare-Public Assistance	1,201.00	CAPITAL DEBT AUTHORIZED, DECEMBER 31, 1993		Transfer From Taxes	66,145.06
Hospital, Clinics, First Aid		ISSUED AND UNISSUED	GROSS DEBT	Redeemed In 1993	20,918.04
Animal, Insect, & Rodent Control	4,300.00	School	112,288	Cancelled, Abated or Adjusted (1993)	
Other Welfare Services		Self-Liquidating	674,362	Transfer to Foreclosed Property	
RECREATION and CONSERVATION		Other	6,529,322	Balance December 31, 1993	73,082.97
Beaches and Boardwalks		Total	7,315,972	PROPERTY ACQUIRED BY DEED OR FORECLOSURE	
Parks, Playgrounds, Shade Trees	15,848.00	ISSUED AND OUTSTANDING		Balance January 1, 1993	247,200.00
Land Reclamation & Conservation	6,552.31	School	112,288.31	Transfers From Taxes or Liens	
Other Recreational Services	101,694.00	Self-Liquidating	564,617.00	Sale For Cash (1993)	
EDUCATION (excluding schools)		Other	5,772,460.37	Cancelled, Abated or Adjusted (1993)	
Libraries	307,825.00	Total	6,449,365.68	Balance December 31, 1993	247,200.00
Other Educational Services	17,820.00	EQUALIZED VALUATION BASIS		CURRENT FINANCES DECEMBER 31, 1993	
STATUTORY EXPENDITURES		FOR NET DEBT COMPUTATION	959,898,445	ASSETS	
Pensions & F. I. C. A.	138,891.00	REAL PROPERTY VALUATIONS		Cash Dec. 31, 1993	1,453,736.48
Employee Fringe Benefits		Code Class # of Parcels % VAL'N	ASSESSED VALUATION	Taxes Receivable	111,663.10
Other Statutory Expenditures	2,413.00	1 Vacant Land 89 2.51	6,429,100.00	Tax Title Liens	73,082.97
CETA And Other Public Employment Programs		2 Residential 1505 34.48	88,485,909.00	Foreclosed Property	247,200.00
MUNICIPAL FUNCTIONS		3 Farm 2 .02	64,500.00	Emergencies & Other Deferred Charges	
CAPITAL IMPROVEMENTS	*MEMO*	4a Commercial 67 54.52	139,909,300.00	State and Federal Aid Receivable	17,607.41
DEBT SERVICE		4b Industrial 25 5.49	14,091,400.00	Other Receivables	74,835.26
Principal Payments	424,181.96	4c Apartments 1 2.97	7,616,900.00	Total	1,978,125.22
Interest Payments	298,754.50	Total 1689	256,597,100.00	LIABILITIES, RESERVES, AND SURPLUS	
DEFERRED CHARGES		Land Area 3.58 Sq. Miles		Cash Liabilities	773,312.23
SCHOOL, COUNTY, SPECIAL DISTRICT TAXES	12,451,286.82	Net Valuation Taxable-Municipal	257,327,300	Reserves for Receivables	506,981.33
RESERVE FOR UNCOLLECTED TAXES	518,754.00	Net Valuation Taxable-County	936,027,375	Surplus Dec. 31, 1993	697,831.66
EXPENDITURES	TOTAL	State Equalized Valuation	956,399,601	Total	1,978,125.22
	19,016,015.52	State Equalization Ratio	26.85		

2014

Population 1990 20,314
 Population 1993 20,606
 S & P Rating
 Moody Rating AAA

General Tax Rate Per \$100. 3.55
 State Equalized Tax Rate 3.58

ROSELLE BOROUGH - UNION COUNTY

Form of Government:

Borough Council

Number of Members on Governing Body - 6

PER CAPITA:

Gross Debt 1,010.81
 Net Debt 985.34
 Debt Service 12.97
 Total Tax Levy 1,376.90
 Municipal Expenditures 914.85

PER CENT:

Gross Debt 2.57
 Net Debt 2.51
 Tax Levy Collected 92.73
 Tax Levy Cancelled, Abated or Adjusted .02

EXPENDITURES		REVENUES-REALIZED		1993 PROPERTY TAX	
GENERAL GOVERNMENT		1993 Property Taxes Collected		STATE EQUALIZED TAX RATE	
Governing Body & Public Boards		1993 Payments in Lieu of Taxes	12,247,497.69	Local District School Taxes 1.70	13,466,719.00
Municipal Clerk	127,000.00	Delinquent Tax & Lien Collections	629,277.13	Regional & Consolidated School Tax	
Financial Administration	85,000.00	Business Personalty Replacement Taxes		School Taxes in Municipal Budget	
Assessment of Taxes	130,000.00	Taxes From Public Utilities		County Taxes .47	3,721,567.32
Collection of Taxes	9,018.75	Other Miscellaneous Tax Revenues		County Library Taxes	
Planning, Housing & Development	1,500.00	State Aid Revenues	2,878.01	Local Municipal Purpose Taxes 1.41	11,184,100.05
Human Resources		Federal Aid Revenues		Veteron & Senior Citizen Taxes	211,850.00
Elections				Total Taxes for Rate Computation 3.58	28,584,236.37
General Administration (other)	1,527,500.00			Special District Taxes	
JUDICIARY				Bank Corp. Taxes	
Municipal Courts	89,000.00			Added and Omitted Taxes	
PUBLIC SAFETY				Total Taxes Levied - ABSTRACT	28,372,386.37
Fire Protection	1,150,000.00	Sale of Acquired Property	427,196.64	Total Taxes Billed	13,207,248.29
Police Protection	2,097,878.01	Other Miscellaneous Revenues	13,306,849.47	1993 TAXES COLLECTED	12,247,497.69
Civil Defense & Disaster Control	10,000.00	Prior Years Surplus Appropriated		1993 Taxes Cancelled, Abated or Adjusted	2,802.24
Environmental Inspection & Control	94,000.00	REVENUES TOTAL	13,306,849.47	Transfer to Tax Title Liens or Foreclosed	162,363.58
Other Public Safety		Reserve For Uncollected Taxes	2,213,727.35	Balance Outstanding Dec. 31, 1993	794,584.78
PUBLIC WORKS		CAPITAL OUTLAY TOTAL	14,906,718.35	PRIOR YEARS TAXES OUTSTANDING	
Streets and Drainage	1,077,000.00			Balance January 1, 1993	1,234,465.66
Sewers and Sewage Processing	1,180,500.00	Public Enterprises		Collected in 1993	497,132.25
Garbage and Trash Disposal	1,396,000.00	Recreation-Culture		Cancelled, Abated or Adjusted 1993	3,875.62
Public Buildings and Grounds	125,000.00	Public Works	444,672.17	Transfers to Tax Title Liens or Foreclosed	
Other Public Works	35,000.00	Buildings and Grounds	14,462,046.18	Balance December 31, 1993	733,457.79
HEALTH and WELFARE		Library and Education		TAX TITLE LIENS OUTSTANDING	
Health Services Except Environmental	130,000.00	Conservation		Balance January 1, 1993	847,850.54
Welfare-Public Assistance	31,532.85	All Other		Transfer From Taxes	162,363.58
Hospital, Clinics, First Aid				Redeemed in 1993	
Animal, Insect, & Rodent Control	10,000.00			Cancelled, Abated or Adjusted (1993)	1,581.33
Other Welfare Services				Transfer to Foreclosed Property	
RECREATION and CONSERVATION				Balance December 31, 1993	1,008,632.79
Beaches and Boardwalks	35,000.00			PROPERTY ACQUIRED BY DEED OR	
Parks, Playgrounds, Shade Trees				FORECLOSURE	
Land Reclamation & Conservation	74,000.00			Balance January 1, 1993	350,626.00
Other Recreational Services				Transfers From Taxes or Liens	
EDUCATION (excluding schools)				Sale For Cash (1993)	
Libraries	165,000.00			Cancelled, Abated or Adjusted (1993)	
Other Educational Services				Balance December 31, 1993	350,626.00
STATUTORY EXPENDITURES				CURRENT FINANCES DECEMBER 31, 1993	
Pensions & F.I.C.A.	770,000.00			ASSETS	
Employee Fringe Benefits	740,829.17			Cash Dec. 31, 1993	10,775,200.00
Other Statutory Expenditures				Taxes Receivable	1,528,042.57
CETA And Other Public Employment Programs				Tax Title Liens	1,008,632.79
MUNICIPAL FUNCTIONS				Foreclosed Property	350,626.00
CAPITAL IMPROVEMENTS *MEMO*	11,090,753.78			Emergencies & Other Deferred Charges	69,845.96
DEBT SERVICE				State and Federal Aid Receivable	113,698.89
Principal Payments	267,192.42			Other Receivables	866,163.75
Interest Payments				Total	14,712,209.96
DEFERRED CHARGES	5,279,723.90			LIABILITIES, RESERVES, AND SURPLUS	
SCHOOL, COUNTY, SPECIAL DISTRICT TAXES	17,188,236.32			Cash Liabilities	9,882,418.59
RESERVE FOR UNCOLLECTED TAXES	2,213,727.35			Reserves for Receivables	3,753,465.11
EXPENDITURES TOTAL	36,039,688.77			Surplus Dec. 31, 1993	1,076,326.26
				Total	14,712,209.96

2015

Population 1990 12,805
 Population 1993 12,824
 S & P Rating
 Moody Rating A

General Tax Rate Per \$100.

5.74

State Equalized Tax Rate

2.92

ROSELLE PARK BORO. - UNION CO.

Form of Government:

Borough Council

Number of Members on Governing Body - 6

PER CAPITA:

Gross Debt 525.97
 Net Debt 476.41
 Debt Service 78.04
 Total Tax Levy 1,326.34
 Municipal Expenditures 634.29

PER CENT:

Gross Debt 1.13
 Net Debt 1.32
 Tax Levy Collected 97.58
 Tax Levy Cancelled, Abated or Adjusted .73

EXPENDITURES	REVENUES-REALIZED	1993 PROPERTY TAX
GENERAL GOVERNMENT		STATE EQUALIZED TAX RATE 1.67
Governing Body & Public Boards	1993 Property Taxes Collected 16,607,250.05	Local District School Taxes 9,732,609.50
Municipal Clerk		Regional & Consolidated School Tax
Financial Administration 78,546.00	1993 Payments in Lieu of Taxes 268,470.32	School Taxes in Municipal Budget
Assessment of Taxes 39,907.50	Delinquent Tax & Lien Collections 115,096.12	County Taxes .45 2,590,478.12
Collection of Taxes 84,800.00	Business Personality Replacement Taxes 538,966.00	County Library Taxes
Planning, Housing & Development 10,954.00	Taxes From Public Utilities	Local Municipal Purpose Taxes .80 4,674,657.57
Human Resources 206,599.00	Other Miscellaneous Tax Revenues	Veteran & Senior Citizen Taxes 132,250.00
Elections	State Aid Revenues 1,646,964.08	Total Taxes for Rate Computation 2.92 17,129,995.19
General Administration (other) 795,699.50	Federal Aid Revenues	Special District Taxes
JUDICIARY		Bank Corp. Taxes
Municipal Courts 80,550.00	Sale of Acquired Property	Added and Omitted Taxes 11,296.86
PUBLIC SAFETY	Other Miscellaneous Revenues 630,081.93	Total Taxes Levied - ABSTRACT 17,009,042.05
Fire Protection 193,590.00	Total 19,806,828.50	Total Taxes Billed 17,019,919.41
Police Protection 1,674,280.55	Prior Years Surplus Appropriated 630,000.00	1993 TAXES COLLECTED 16,607,250.05
Civil Defense & Disaster Control 17,660.00	REVENUES TOTAL 20,436,828.50	1993 Taxes Cancelled, Abated or Adjusted 123,402.18
Environmental Inspection & Control 71,520.00	Reserve For Uncollected Taxes 474,000.00	Transfer to Tax Title Liens or Foreclosed 4,582.18
Other Public Safety	CAPITAL OUTLAY TOTAL 749,531.62	Balance Outstanding Dec. 31, 1993 284,685.00
PUBLIC WORKS		PRIOR YEARS TAXES OUTSTANDING
Streets and Drainage 736,595.00	Public Enterprises	Balance January 1, 1993 241,908.02
Sewers and Sewage Processing 162,200.00	Recreation-Culture 1,404.81	Collected in 1993 241,576.22
Garbage and Trash Disposal 1,007,600.00	Public Works 426,707.47	Cancelled, Abated or Adjusted 1993 331.80
Public Buildings and Grounds 118,524.68	Buildings and Grounds 300,977.15	Transfers to Tax Title Liens or Foreclosed
Other Public Works	Library and Education 20,442.19	Balance December 31, 1993
HEALTH and WELFARE	Conservation	TAX TITLE LIENS OUTSTANDING
Health Services Except Environmental 74,360.00	All Other	Balance January 1, 1993 32,028.04
Welfare-Public Assistance 8,800.00		Transfer From Taxes 4,582.18
Hospital, Clinics, First Aid	CAPITAL DEBT AUTHORIZED, DECEMBER 31, 1993	Redeemed in 1993 26,894.10
Animal, Insect, & Rodent Control 12,500.00	ISSUED AND UNISSUED GROSS DEBT NET DEBT	Cancelled, Abated or Adjusted (1993)
Other Welfare Services	School	Transfer to Foreclosed Property
RECREATION and CONSERVATION	Self-Liquidating	Balance December 31, 1993 9,716.12
Beaches and Boardwalks	Other 6,745,074 6,109,535	PROPERTY ACQUIRED BY DEED OR FORECLOSURE
Parks, Playgrounds, Shade Trees 42,090.30	Total 6,745,074 6,109,535	Balance January 1, 1993 163,650.00
Land Reclamation & Conservation	ISSUED AND OUTSTANDING	Transfers From Taxes or Liens
Other Recreational Services 33,000.00	School	Sale For Cash (1993)
EDUCATION (excluding schools)	Self-Liquidating	Cancelled, Abated or Adjusted (1993)
Libraries 272,495.00	Other 4,877,500.00 4,877,500.00	Balance December 31, 1993 163,650.00
Other Educational Services	Total 4,877,500.00	CURRENT FINANCES DECEMBER 31, 1993
STATUTORY EXPENDITURES	EQUALIZED VALUATION BASIS FOR NET DEBT COMPUTATION 599,236,929	ASSETS
Pensions & F. I. C. A. 399,060.00	REAL PROPERTY VALUATIONS	Cash Dec. 31, 1993 3,694,165.23
Employee Fringe Benefits 538,000.00	Code Class # of Parcels % VAL'N ASSESSED VALUATION	Taxes Receivable 284,685.00
Other Statutory Expenditures	1 Vacant Land 40 .21 614,000.00	Tax Title Liens 9,716.12
CETA And Other Public Employment Programs	2 Residential 3307 78.23 231,350,500.00	Foreclosed Property 163,650.00
MUNICIPAL FUNCTIONS TOTAL 6,659,331.53	3 Farm	Emergencies & Other Deferred Charges
CAPITAL IMPROVEMENTS *ME 40* 100.00	4a Commercial 178 8.71 25,760,800.00	State and Federal Aid Receivable 50,825.31
DEBT SERVICE	4b Industrial 25 2.48 7,321,700.00	Other Receivables 70,496.65
Principal Payments 710,000.00	4c Apartments 34 10.33 30,696,300.00	Total 4,273,538.31
Interest Payments 290,746.65	Total 3584 295,743,300.00	LIABILITIES, RESERVES, AND SURPLUS
DEFERRED CHARGES	Land Area 1.30 Sq. Miles	Cash Liabilities 2,737,735.65
SCHOOL, COUNTY, SPECIAL DISTRICT TAXES 12,323,037.62	Net Valuation Taxable-Municipal 296,317,466	Reserves for Receivables 528,547.77
RESERVE FOR UNCOLLECTED TAXES 474,000.00	Net Valuation Taxable-County 576,696,201	Surplus Dec. 31, 1993 1,007,254.89
EXPENDITURES TOTAL 20,457,165.90	State Equalized Valuation 581,032,066	Total 4,273,538.31
	State Equalization Ratio 50.95	

1436

Population 1990 20,429
 Population 1993 21,344
 S & P Rating
 Moody Rating AAA

General Tax Rate Per \$100. 4.31
 State Equalized Tax Rate 2.11

ROXBURY TOWNSHIP - MORRIS COUNTY
 Form of Government:
Council-Manager Plan F (OMCL 50)
 Number of Members on Governing Body - 5

PER CAPITA
 Gross Debt 2,738.53
 Net Debt 562.23
 Debt Service 37.07
 Total Tax Levy 1,432.07
 Municipal Expenditures 685.26

PER CENT:
 Gross Debt 4.21
 Net Debt .83
 Tax Levy Collected 96.53
 Tax Levy Cancelled, Abated or Adjusted .26

EXPENDITURES		REVENUES-REALIZED		1993 PROPERTY TAX	
GENERAL GOVERNMENT				STATE EQUALIZED TAX RATE 1.32	
Governing Body & Public Boards	45,778.78	1993 Property Taxes Collected		Local District School Taxes	18,993,904.00
Municipal Clerk	117,126.00	29,704,367.29		Regional & Consolidated School Tax	
Financial Administration	198,956.58			School Taxes in Municipal Budget	
Assessment of Taxes	98,837.00	Delinquent Tax & Lien Collections		County Taxes	* 4,235,657.71
Collection of Taxes	102,900.00	Business Personalty Replacement Taxes		County Library Taxes	
Planning, Housing & Development	85,961.00	Taxes From Public Utilities		Local Municipal Purpose Taxes	6,949,316.16
Human Resources	127,550.00	Other Miscellaneous Tax Revenues		Veteran & Senior Citizen Taxes	122,950.00
Elections	5,827.42	State Aid Revenues		Total Taxes for Rate Computation	30,301,827.87
General Administration (other)	1,935,001.00	Federal Aid Revenues		Special District Taxes	
JUDICIARY		Sale of Acquired Property		Bank Corp. Taxes	
Municipal Courts	171,019.00	Other Miscellaneous Revenues		Added and Omitted Taxes	387,322.33
PUBLIC SAFETY		Total		Total Taxes Levied - ABSTRACT	30,566,200.20
Fire Protection	284,096.90	Prior Years Surplus Appropriated		Total Taxes Billed	30,770,645.39
Police Protection	2,146,843.68	REVENUES		1993 TAXES COLLECTED	29,704,347.29
Civil Defense & Disaster Control	5,182.00	Reserve For Uncollected Taxes		1993 Taxes Cancelled, Abated or Adjusted	79,536.96
Environmental Inspection & Control	242,073.00	TOTAL		Transfer to Tax Title Liens or Foreclosed	124,980.88
Other Public Safety		CAPITAL OUTLAY		Balance Outstanding Dec. 31, 1993	861,780.26
PUBLIC WORKS		TOTAL		PRIOR YEARS TAXES OUTSTANDING	
Streets and Drainage	1,207,161.00	Public Enterprises		Balance January 1, 1993	1,423,751.42
Sewers and Sewage Processing	432,778.00	Recreation-Culture		Collected in 1993	1,352,340.67
Garbage and Trash Disposal	1,113,374.00	Public Works		Cancelled, Abated or Adjusted 1993	
Public Buildings and Grounds	155,126.22	Buildings and Grounds		Transfers to Tax Title Liens or Foreclosed	67,679.53
Other Public Works	116,895.00	Library and Education		Balance December 31, 1993	3,731.22
HEALTH and WELFARE		Conservation		TAX TITLE LIENS OUTSTANDING	
Health Services Except Environmental	280,159.00	All Other		Balance January 1, 1993	234,457.64
Welfare-Public Assistance	88,232.00	CAPITAL DEBT AUTHORIZED, DECEMBER 31, 1993		Transfer From Taxes	205,463.61
Hospital, Clinics, First Aid		ISSUED AND UNISSUED		Redeemed In 1993	34,831.64
Animal, Insect, & Rodent Control	35,000.00	GROSS DEBT		Cancelled, Abated or Adjusted (1993)	
Other Welfare Services		NET DEBT		Transfer to Foreclosed Property	
RECREATION and CONSERVATION		SCHOOL		Balance December 31, 1993	405,089.61
Beaches and Boardwalks	213,159.00	Self-Liquidating		PROPERTY ACQUIRED BY DEED OR FORECLOSURE	
Parks, Playgrounds, Shade Trees	235,037.18	Other		Balance January 1, 1993	371,960.65
Land Reclamation & Conservation	253,131.00	Total		Transfers From Taxes or Liens	
Other Recreational Services		ISSUED AND OUTSTANDING		Sale For Cash (1993)	
EDUCATION (excluding schools)		SCHOOL		Cancelled, Abated or Adjusted (1993)	
Libraries	595,980.00	Self-Liquidating		Balance December 31, 1993	371,960.65
Other Educational Services		Other		CURRENT FINANCES DECEMBER 31, 1993	
STATUTORY EXPENDITURES		Total		ASSETS	
Pensions & F. I. C. A.	573,542.00	EQUALIZED VALUATION BASIS		Cash Dec. 31, 1993	3,399,543.55
Employee Fringe Benefits	1,231,671.00	FOR NET DEBT COMPUTATION		Taxes Receivable	865,511.48
Other Statutory Expenditures	100.00	REAL PROPERTY VALUATIONS		Tax Title Liens	405,089.61
CETA And Other Public Employment Programs		Code Class # of Parcels % VALN		Transfered Property	371,960.65
MUNICIPAL FUNCTIONS		ASSESSED VALUATION		Emergencies & Other Deferred Charges	108,284.00
CAPITAL IMPROVEMENTS	30,000.00	1 Vacant Land 783 3.61		State and Federal Aid Receivable	26,304.54
DEBT SERVICE		2 Residential 6639 77.26		Other Receivables	66,278.51
Principal Payments	400,000.00	3 Farm 53 .30		Total	5,242,972.34
Interest Payments	391,205.90	4a Commercial 328 14.23		LIABILITIES, RESERVES, AND SURPLUS	
DEFERRED CHARGES		4b Industrial 39 4.43		Cash Liabilities	1,745,210.29
SCHOOL, COUNTY, SPECIAL DISTRICT TAXES	48,753.91	4c Apartments 9 .17		Reserves for Receivables	1,708,840.25
RESERVE FOR UNCOLLECTED TAXES	23,229,561.71	Total 7851		Surplus Dec. 31, 1993	1,788,921.90
EXPENDITURES	37,855,719.28	Land Area 21.46 Sq. Miles		Total	5,242,972.34
		Net Valuation Taxable-Municipal			
		Net Valuation Taxable-County			
		State Equalized Valuation			
		State Equalization Ratio			

1342

Population 1990 6,701
 Population 1993 6,826
 S & P Rating
 Moody Rating AA

General Tax Rate Per \$100. 1.93
 State Equalized Tax Rate 1.79

RUMSON BOROUGH - MONMOUTH CO.

Form of Government:
 Borough Council

Number of Members on Governing Body - 6

PER CAPITA:

Grass Debt 1,102.33
 Net Debt 874.34
 Debt Service 149.94
 Total Tax Levy 2,745.46
 Municipal Expenditures 1,177.96

PER CENT:

Grass Debt .70
 Net Debt .56
 Tax Levy Collected 94.32
 Tax Levy Cancelled, Abated or Adjusted .55

EXPENDITURES		REVENUES-REALIZED		1993 PROPERTY TAX	
GENERAL GOVERNMENT		1993 Property Taxes Collected		STATE EQUALIZED TAX RATE	
Governing Body & Public Boards		17,683,981.55		Local District School Taxes .50	
Municipal Clerk	54,114.80	1993 Payments in Lieu of Taxes		Regional & Consolidated School Tax .42	
Financial Administration	61,130.04	Delinquent Tax & Lien Collections		School Taxes in Municipal Budget	
Assessment of Taxes	95,536.00	Business Personalty Replacement Taxes		County Taxes .47	
Collection of Taxes	54,375.00	Taxes From Public Utilities		County Library Taxes .02	
Planning, Housing & Development	44,150.00	Other Miscellaneous Tax Revenues		Local Municipal Purpose Taxes .38	
Human Resources		State Aid Revenues		Veteran & Senior Citizen Taxes	
Elections		Federal Aid Revenues		Total Taxes for Rate Computation 1.79	
General Administration (other)	425,057.00	Sale of Acquired Property		Special District Taxes	
JUDICIARY		Other Miscellaneous Revenues		Bank Corp. Taxes	
Municipal Courts	68,423.00	Prior Years Surplus Appropriated		Added and Omitted Taxes	
PUBLIC SAFETY		REVENUES		Total Taxes Levied - ABSTRACT	
Fire Protection	134,075.70	Reserve For Uncollected Taxes		Total Taxes Billed	
Police Protection	1,058,442.44	CAPITAL OUTLAY		1993 TAXES COLLECTED	
Civil Defense & Disaster Control	6,000.00	TOTAL		1993 Taxes Cancelled, Abated or Adjusted	
Environmental Inspection & Control	114,820.37	TOTAL		Transfer to Tax Title Liens or Foreclosed	
Other Public Safety		TOTAL		Balance Outstanding Dec. 31, 1993	
PUBLIC WORKS		CAPITAL DEBT AUTHORIZED, DECEMBER 31, 1993		PRIOR YEARS TAXES OUTSTANDING	
Streets and Drainage	895,449.27	ISSUED AND UNISSUED		Balance January 1, 1993	
Sewers and Sewage Processing	1,254,486.37	GROSS DEBT		Collected in 1993	
Garbage and Trash Disposal	203,373.65	NET DEBT		Cancelled, Abated or Adjusted 1993	
Public Buildings and Grounds	50,145.00	SCHOOL		Transfers to Tax Title Liens or Foreclosed	
Other Public Works		Other		Balance December 31, 1993	
HEALTH and WELFARE		Total		395,052.75	
Health Services Except Environmental	23,390.63	ISSUED AND OUTSTANDING		TAX TITLE LIENS OUTSTANDING	
Welfare-Public Assistance	300.00	SCHOOL		Balance January 1, 1993	
Hospital, Clinics, First Aid	26,191.00	Self-Liquidating		Transfer From Taxes	
Animal, Insect, & Rodent Control		Other		Redeemed In 1993	
Other Welfare Services		Total		Cancelled, Abated or Adjusted (1993)	
RECREATION and CONSERVATION		EQUALIZED VALUATION BASIS		Transfer to Foreclosed Property	
Beaches and Boardwalks	48,240.00	FOR NET DEBT COMPUTATION		Balance December 31, 1993	
Parks, Playgrounds, Shade Trees	147,997.00	REAL PROPERTY VALUATIONS		PROPERTY ACQUIRED BY DEED OR	
Land Reclamation & Conservation	61,877.25	Code Class # of Parcels % VAL'N		FORECLOSURE	
Other Recreational Services		ASSESSED VALUATION		Balance January 1, 1993	
EDUCATION (excluding schools)		1 Vacant Land 67 1.12		Transfers From Taxes or Liens	
Libraries	39,000.00	2 Residential 2410 94.02		Sale For Cash (1993)	
Other Educational Services		3 Farm		Cancelled, Abated or Adjusted (1993)	
STATUTORY EXPENDITURES		4a Commercial 71 4.29		Balance December 31, 1993	
Pensions & F. I. C. A.	325,999.00	4b Industrial		5,800.00	
Employee Fringe Benefits	356,490.00	4c Apartments 6 .57		Transfers From Taxes or Liens	
Other Statutory Expenditures		Total 2554		Sale For Cash (1993)	
CETA And Other Public Employment Programs		Land Area 5.20 Sq. Miles		Cancelled, Abated or Adjusted (1993)	
MUNICIPAL FUNCTIONS	5,549,063.52	Net Valuation Taxable-Municipal		Balance December 31, 1993	
CAPITAL IMPROVEMENTS	50,000.00	Net Valuation Taxable-County		5,800.00	
DEBT SERVICE		State Equalized Valuation		Emergencies & Other Deferred Charges	
Principal Payments	705,293.00	State Equalization Ratio		160,062.26	
Interest Payments	318,211.28			State and Federal Aid Receivable	
DEFERRED CHARGES	86,275.79			1,700.00	
SCHOOL, COUNTY, SPECIAL DISTRICT TAXES	14,691,723.20			Other Receivables	
RESERVE FOR UNCOLLECTED TAXES	1,381,941.53			Total	
EXPENDITURES	22,732,508.32			9,179,677.81	
TOTAL				LIABILITIES, RESERVES, AND SURPLUS	
				CASH LIABILITIES	
				Reserves for Receivables	
				Surplus Dec. 31, 1993	
				Total	
				2,348,580.05	
				1,598,155.56	
				5,232,942.20	
				9,179,677.81	

*Includes County Health Services Taxes, County Vocational School Taxes, or County Open Space Tax. See Table 13.

0430

Population 1990 9,042
 Population 1993 8,963
 S & P Rating
 Moody Rating 3AA1

General Tax Rate Per \$100.

2.78

State Equalized Tax Rate

2.93

RUNNEMEDE BOROUGH - CAMDEN CO.

Form of Government:
 Borough Council

Number of Members on Governing Body - 6

PER CAPITA

Gross Debt 754.76

Net Debt 215.10

Debt Service 23.10

Total Tax Levy 1,015.33

Municipal Expenditures 460.23

PER CENT

Gross Debt 2.23

Net Debt .64

Tax Levy Collected 92.70

Tax Levy Cancelled, Abated

or Adjusted 1.92

EXPENDITURES		REVENUES-REALIZED		1993 PROPERTY TAX	
GENERAL GOVERNMENT		1993 Property Taxes Collected		STATE EQUALIZED TAX RATE	
Governing Body & Public Boards	27,298.16	1993 Payments in Lieu of Taxes		Local District School Taxes	1.13
Municipal Clerk		Delinquent Tax & Lien Collections		Regional & Consolidated School Tax	.40
Financial Administration	40,833.26	Business Personalty Replacement Taxes		School Taxes in Municipal Budget	
Assessment of Taxes	15,844.55	Taxes From Public Utilities		County Taxes	.79
Collection of Taxes	79,684.53	Other Miscellaneous Tax Revenues		County Library Taxes	
Planning, Housing & Development	13,306.79	State Aid Revenues		Local Municipal Purpose Taxes	.61
Human Resources	105,372.56	Federal Aid Revenues		Veteran & Senior Citizen Taxes	
Elections	6,079.19	Sale of Acquired Property		Total Taxes for Rate Computation	2.93
General Administration (other)	331,449.02	Other Miscellaneous Revenues		Special District Taxes	
JUDICIARY		Prior Years Surplus Appropriated		Bank Corp. Taxes	
Municipal Courts	46,252.00	REVENUES		Added and Omitted Taxes	22,701.97
PUBLIC SAFETY		Reserve For Uncollected Taxes		Total Taxes Levied - ABSTRACT	9,100,867.61
Fire Protection	108,998.35	CAPITAL OUTLAY		Total Taxes Billed	9,119,396.99
Police Protection	631,685.78	Public Enterprises		1993 TAXES COLLECTED	8,453,555.61
Civil Defense & Disaster Control		Recreation-Culture		1993 Taxes Cancelled, Abated or Adjusted	175,388.20
Environmental Inspection & Control	55,337.51	Public Works		Transfer to Tax Title Liens or Foreclosed	
Other Public Safety		Buildings and Grounds		Balance Outstanding Dec. 31, 1993	490,453.18
PUBLIC WORKS		Library and Education		PRIOR YEARS TAXES OUTSTANDING	
Streets and Drainage	351,916.37	Conservation		Balance January 1, 1993	553,508.61
Sewers and Sewage Processing		All Other		Collected in 1993	486,624.81
Garbage and Trash Disposal	570,000.00	CAPITAL DEBT AUTHORIZED, DECEMBER 31, 1993		Cancelled, Abated or Adjusted 1993	3,957.66
Public Buildings and Grounds		ISSUED AND UNISSUED		Transfers to Tax Title Liens or Foreclosed	46,151.56
Other Public Works		SCHOOL		Balance December 31, 1993	16,774.60
HEALTH and WELFARE		GROSS DEBT		TAX TITLE LIENS OUTSTANDING	
Health Services Except Environmental	5,310.46	NET DEBT		Balance January 1, 1993	49,982.70
Welfare-Public Assistance	5,307.42	SCHOOL		Transfer From Taxes	46,151.56
Hospital, Clinics, First Aid		Self-Liquidating		Redeemed In 1993	31,446.18
Animal, Insect, & Rodent Control		Other		Cancelled, Abated or Adjusted (1993)	
Other Welfare Services		Total		Transfer to Foreclosed Property	
RECREATION and CONSERVATION		ISSUED AND OUTSTANDING		Balance December 31, 1993	64,688.08
Beaches and Boardwalks		SCHOOL		PROPERTY ACQUIRED BY DEED OR	
Parks, Playgrounds, Shade Trees	5,000.00	Self-Liquidating		FORECLOSURE	
Land Reclamation & Conservation	39,136.78	Other		Balance January 1, 1993	23,817.50
Other Recreational Services		Total		Transfers From Taxes or Liens	
EDUCATION (excluding schools)		EQUALIZED VALUATION BASIS		Sale For Cash (1993)	
Libraries	97,520.00	FOR NET DEBT COMPUTATION		Cancelled, Abated or Adjusted (1993)	
Other Educational Services		REAL PROPERTY VALUATIONS		Balance December 31, 1993	23,817.50
STATUTORY EXPENDITURES		Code Class # of Parcels % VAL'N ASSESSED VALUATION		CURRENT FINANCES DECEMBER 31, 1993	
Pensions & F. I. C. A.	111,207.63	1 Vacant Land 102 1.34 4,323,100.00		ASSETS	
Employee Fringe Benefits	241,185.61	2 Residential 2487 75.95 245,425,600.00		Cash Dec. 31, 1993	1,616,902.54
Other Statutory Expenditures		3 Farm 36,714,800.00		Taxes Receivable	507,227.78
CETA And Other Public Employment Programs	2,888,725.97	4a Commercial 170 11.36 11,630,200.00		Tax Title Liens	64,688.08
MUNICIPAL FUNCTIONS		4b Industrial 12 7.75 25,055,600.00		Foreclosed Property	23,817.50
CAPITAL IMPROVEMENTS	80,000.00	4c Apartments 20 25,055,600.00		Emergencies & Other Deferred Charges	743,366.47
DEBT SERVICE		Total 2791 323,149,300.00		State and Federal Aid Receivable	108,587.50
Principal Payments	125,000.00	Land Area 2.00 Sq. Miles		Other Receivables	9,731.41
Interest Payments	125,874.08	Net Voluation Taxable-Municipal		Total	3,074,321.23
DEFERRED CHARGES	304,734.76	Net Voluation Taxable-County		LIABILITIES, RESERVES, AND SURPLUS	
SCHOOL, COUNTY, SPECIAL DISTRICT TAXES	7,172,699.64	State Equalized Voluation		Cash Liabilities	1,773,920.32
RESERVE FOR UNCOLLECTED TAXES	679,734.42	State Equalization Ratio		Reserves for Receivables	605,464.77
EXPENDITURES	11,304,768.87			Surplus Dec. 31, 1993	689,935.69
TOTAL				Total	3,074,321.28

0256

Population 1990 17,790
 Population 1993 17,738
 S & P Rating
 Moody Rating AAA

General Tax Rate Per \$100. 2.39
 State Equalized Tax Rate 2.32

RUTHERFORD BOROUGH - BERGEN CO.

Form of Government:

Borough Council

Number of Members on Governing Body - 6

PER CAPITA:

Gross Debt 512.59
 Net Debt 336.97
 Debt Service 63.47
 Total Tax Levy 1,707.14
 Municipal Expenditures 386.98

PER CENT:

Gross Debt .71
 Net Debt .47
 Tax Levy Collected 96.87
 Tax Levy Cancelled, Abated or Adjusted .40

EXPENDITURES		REVENUES-REALIZED		1993 PROPERTY TAX	
GENERAL GOVERNMENT		1993 Property Taxes Collected		STATE EQUALIZED TAX RATE 1.25	
Governing Body & Public Boards		1993 Payments in Lieu of Taxes	29,381,202.45	Local District School Taxes	16,332,062.50
Municipal Clerk	31,800.00	Delinquent Tax & Lien Collections	20,104.00	Regional & Consolidated School Tax	
Financial Administration	89,193.00	Business Personalty Replacement Taxes	773,211.24	School Taxes in Municipal Budget	
Assessment of Taxes	157,711.00	Taxes From Public Utilities	157,259.64	County Taxes	.27
Collection of Taxes	19,000.00	Other Miscellaneous Tax Revenues	975,992.82	County Library Taxes	
Planning, Housing & Development	88,497.00	State Aid Revenues	37,597.00	Local Municipal Purpose Taxes	.79
Human Resources		Federal Aid Revenues	1,828,185.37	Veteran & Senior Citizen Taxes	155,700.00
Elections			106,352.00	Total Taxes for Rate Computation	2.31
General Administration (other)	1,272,845.00			Special District Taxes	
JUDICIARY		Sale of Acquired Property	1,287,426.75	Bank Corp. Taxes	
Municipal Courts	157,199.00	Other Miscellaneous Revenues	34,567,331.27	Added and Omitted Taxes	7,217.59
PUBLIC SAFETY		Prior Years Surplus Appropriated	950,000.00	Total Taxes Levied - ABSTRACT	30,281,266.22
Fire Protection	348,785.00	REVENUES TOTAL	35,517,331.27	Total Taxes Billed	30,329,346.46
Police Protection	3,246,451.00	Reserve For Uncollected Taxes	1,228,000.00	1993 TAXES COLLECTED	29,381,202.45
Civil Defense & Disaster Control	1,730.00			1993 Taxes Cancelled, Abated or Adjusted	120,599.64
Environmental Inspection & Control	133,751.00			Transfer to Tax Title Liens or Foreclosed	5,207.81
Other Public Safety				Balance Outstanding Dec. 31, 1993	822,336.56
PUBLIC WORKS		CAPITAL OUTLAY TOTAL	1,131,451.96	PRIOR YEARS TAXES OUTSTANDING	
Streets and Drainage	859,600.00	Public Enterprises		Balance January 1, 1993	813,835.01
Sewers and Sewage Processing	1,412,236.00	Recreation-Culture	20,765.00	Collected in 1993	773,211.24
Garbage and Trash Disposal	1,621,000.00	Public Works	358,730.96	Cancelled, Abated or Adjusted 1993	1,144.68
Public Buildings and Grounds	193,360.00	Buildings and Grounds	742,681.00	Transfers to Tax Title Liens or Foreclosed	
Other Public Works	108,317.00	Library and Education	9,275.00	Balance December 31, 1993	39,479.09
HEALTH and WELFARE		Conservation		TAX TITLE LIENS OUTSTANDING	
Health Services Except Environmental	268,277.00	All Other		Balance January 1, 1993	24,164.53
Welfare-Public Assistance	39,398.00			Transfer From Taxes	5,207.81
Hospital, Clinics, First Aid		CAPITAL DEBT AUTHORIZED, DECEMBER 31, 1993		Redeemed in 1993	
Animal, Insect, & Rodent Control		ISSUED AND UNISSUED		Cancelled, Abated or Adjusted (1993)	
Other Welfare Services		School	3,115,000	Transfer to Foreclosed Property	
RECREATION and CONSERVATION		Self-Liquidating	5,977,240	Balance December 31, 1993	29,372.34
Beaches and Boardwalks	454,308.00	Other	9,092,240	PROPERTY ACQUIRED BY DEED OR	
Parks, Playgrounds, Shade Trees	125,474.00	Total	5,977,240	FORECLOSURE	
Land Reclamation & Conservation	371,866.00			Balance January 1, 1993	10,925.00
Other Recreational Services		ISSUED AND OUTSTANDING		Transfers From Taxes or Liens	
EDUCATION (excluding schools)		School	3,115,000.00	Sale For Cash (1993)	
Libraries	555,051.00	Self-Liquidating	5,818,322.00	Cancelled, Abated or Adjusted (1993)	
Other Educational Services	7,500.00	Other	8,933,322.00	Balance December 31, 1993	10,925.00
STATUTORY EXPENDITURES		Total		CURRENT FINANCES DECEMBER 31, 1993	
Pensions & F. I. C. A.	702,464.00	EQUALIZED VALUATION BASIS	1,284,312.845	ASSETS	
Employee Fringe Benefits	1,048,711.00	FOR NET DEBT COMPUTATION		Cash Dec. 31, 1993	3,872,851.73
Other Statutory Expenditures		REAL PROPERTY VALUATIONS		Taxes Receivable	861,815.65
CETA And Other Public Employment Programs		Code Class # of Parcels % VALN	ASSESSED VALUATION	Tax Title Liens	29,372.34
MUNICIPAL FUNCTIONS TOTAL	13,314,524.00	1 Vacant Land 112 1.38	17,177,200.00	Foreclosed Property	10,925.00
CAPITAL IMPROVEMENTS *MEMO*	395,092.00	2 Residential 4951 74.08	924,560,500.00	Emergencies & Other Deferred Charges	
DEBT SERVICE		3 Farm		State and Federal Aid Receivable	169,550.00
Principal Payments	690,596.00	4a Commercial 238 15.52	193,738,300.00	Other Receivables	
Interest Payments	435,211.68	4b Industrial 26 4.40	54,916,600.00	Total	4,944,314.72
DEFERRED CHARGES	65,000.00	4c Apartments 32 4.63	57,732,500.00	LIABILITIES, RESERVES, AND SURPLUS	
SCHOOL, COUNTY, SPECIAL DISTRICT TAXES	19,904,620.63	Total 5359	1,248,125,100.00	Cash Liabilities	3,454,803.78
RESERVE FOR UNCOLLECTED TAXES	1,228,000.00	Land Area 2.60 Sq. Miles		Reserves for Receivables	960,699.05
EXPENDITURES TOTAL	35,637,952.31	Net Valuation Taxable-Municipal	1,268,708,321	Surplus Dec. 31, 1993	529,011.89
		Net Valuation Taxable-County	1,290,684,096	Total	4,944,514.72
		State Equalized Valuation	1,306,779,739		
		State Equalization Ratio	97.04		

0257

Population 1990 **13,296**
 Population 1993 **13,270**
 S & P Rating
 Moody Rating **A1**

General Tax Rate Per \$100. **1.82**
 State Equalized Tax Rate **1.80**

SADDLE BROOK TWP. - BERGEN CO.

Form of Government:

Mayor-Council Plan B (OMCL 50)

Number of Members on Governing Body - 7

PER CAPITA
 Gross Debt **737.07**
 Net Debt **714.29**
 Debt Service **94.77**
 Total Tax Levy **1,600.36**
 Municipal Expenditures **802.53**

PER CENT:
 Gross Debt **.76**
 Net Debt **.74**
 Tax Levy Collected **95.43**
 Tax Levy Cancelled, Abated or Adjusted **.93**

EXPENDITURES		REVENUES-REALIZED		1993 PROPERTY TAX	
GENERAL GOVERNMENT				STATE EQUALIZED TAX RATE 1.80	
Governing Body & Public Boards	31,470.00	1993 Property Taxes Collected	20,327,998.00	Local District School Taxes	11,118,379.50
Municipal Clerk	97,265.00	1993 Payments in Lieu of Taxes		Regional & Consolidated School Tax	
Financial Administration	270,303.00	Delinquent Tax & Lien Collections	673,688.00	School Taxes in Municipal Budget	
Assessment of Taxes	27,054.00	Business Personalty Replacement Taxes	362,887.00	County Taxes	3,082,045.97
Collection of Taxes	74,296.00	Taxes From Public Utilities	1,117,816.00	County Library Taxes	
Planning, Housing & Development	9,382.00	Other Miscellaneous Tax Revenues	304,895.00	Local Municipal Purpose Taxes	6,990,620.00
Human Resources	136,578.00	State Aid Revenues	662,987.00	Veteran & Senior Citizen Taxes	195,000.00
Elections	9,714.00	Federal Aid Revenues		Total Taxes for Rate Computation	21,386,045.47
General Administration (other)	483,854.00			Special District Taxes	
JUDICIARY		Sale of Acquired Property		Bank Corp. Taxes	
Municipal Courts	160,794.00	Other Miscellaneous Revenues	742,439.00	Added and Omitted Taxes	52,345.00
PUBLIC SAFETY		Total	24,192,710.00	Total Taxes Levied - ABSTRACT	21,243,390.47
Fire Protection	203,569.00	Prior Years Surplus Appropriated	322,323.00	Total Taxes Billed	21,290,804.00
Police Protection	2,389,269.00	REVENUES TOTAL	24,515,033.00	1993 TAXES COLLECTED	20,327,998.00
Civil Defense & Disaster Control	11,850.00	Reserve For Uncollected Taxes	1,292,000.00	1993 Taxes Cancelled, Abated or Adjusted	208,094.00
Environmental Inspection & Control	77,537.00	CAPITAL OUTLAY TOTAL	1,457,055.00	Transfer to Tax Title Liens or Foreclosed	1,229.00
Other Public Safety				Balance Outstanding Dec. 31, 1993	742,483.00
PUBLIC WORKS		Public Enterprises		PRIOR YEARS TAXES OUTSTANDING	
Streets and Drainage	590,648.00	Recreation-Culture		Balance January 1, 1993	731,403.00
Sewers and Sewage Processing	576,850.00	Public Works	37,064.00	Collected in 1993	673,688.00
Garbage and Trash Disposal	948,467.00	Buildings and Grounds	1,419,012.00	Cancelled, Abated or Adjusted 1993	
Public Buildings and Grounds	45,407.00	Library and Education	979.00	Transfers to Tax Title Liens or Foreclosed	
Other Public Works	39,000.00	Conservation		Balance December 31, 1993	57,715.00
HEALTH and WELFARE		All Other		TAX TITLE LIENS OUTSTANDING	
Health Services Except Environmental	35,470.00	CAPITAL DEBT AUTHORIZED, DECEMBER 31, 1993		Balance January 1, 1993	43,279.00
Welfare-Public Assistance	8,498.00	ISSUED AND UNISSUED		Transfer From Taxes	12,229.00
Hospital, Clinics, First Aid		School		Redeemed In 1993	
Animal, Insect, & Rodent Control	15,800.00	Self-Liquidating	238,050	Cancelled, Abated or Adjusted (1993)	
Other Welfare Services		Other	9,542,841	Transfer to Foreclosed Property	
RECREATION and CONSERVATION		Total	9,780,891	Balance December 31, 1993	55,508.00
Beaches and Boardwalks		ISSUED AND OUTSTANDING		PROPERTY ACQUIRED BY DEED OR FORECLOSURE	
Parks, Playgrounds, Shade Trees	28,000.00	School		Balance January 1, 1993	163,649.00
Land Reclamation & Conservation	191,652.00	Self-Liquidating	137,500.00	Transfers From Taxes or Liens	
Other Recreational Services	94,046.00	Other	8,082,650.00	Sale For Cash (1993)	
EDUCATION (excluding schools)		Total	8,220,150.00	Cancelled, Abated or Adjusted (1993)	
Libraries	417,040.00	EQUALIZED VALUATION BASIS		Balance December 31, 1993	163,649.00
Other Educational Services		FOR NET DEBT COMPUTATION	1,231,842,001	CURRENT FINANCES DECEMBER 31, 1993	
STATUTORY EXPENDITURES		REAL PROPERTY VALUATIONS		ASSETS	
Pensions & F. I. C. A.	371,780.00	Code Class # of Parcels % VAL'N	ASSESSED VALUATION	Cash Dec. 31, 1993	2,043,636.00
Employee Fringe Benefits	695,928.00	1 Vocont Land 89 1.17	13,608,600.00	Taxes Receivable	800,198.00
Other Statutory Expenditures	10,000.00	2 Residential 3961 61.38	710,834,300.00	Tax Title Liens	55,508.00
CETA And Other Public Employment Programs		3 Form		Foreclosed Property ***	163,649.00
MUNICIPAL FUNCTIONS		4a Commercial 126 17.19	200,104,500.00	Emergencies & Other Deferred Charges	117,500.00
CAPITAL IMPROVEMENTS		4b Industrial 85 18.05	210,025,700.00	State and Federal Aid Receivable	
DEBT SERVICE		4c Apartments 6 2.51	29,256,000.00	Other Receivables	32,715.00
Principal Payments	790,000.00	Total 4267	1,163,829,100.00	Total	3,213,206.00
Interest Payments	467,569.00	Land Area 2.70 Sq. Miles		LIABILITIES, RESERVES, AND SURPLUS	
DEFERRED CHARGES		Net Valuation Taxable-Municipal	1,166,948,291	Cash Liabilities	984,706.00
SCHOOL, COUNTY, SPECIAL DISTRICT TAXES	14,200,425.47	Net Valuation Taxable-County	1,402,818,928	Reserves for Receivables	1,052,070.00
RESERVE FOR UNCOLLECTED TAXES	1,292,000.00	State Equalized Valuation	1,180,182,532	Surplus Dec. 31, 1993	1,176,432.00
EXPENDITURES TOTAL	24,850,015.47	State Equalization Ratio	98.88	Total	3,213,206.00

0258

Population 1990 2,950
 Population 1993 2,902
 S & P Rating
 Moody Rating

General Tax Rate Per \$100. .83
 State Equalized Tax Rate .79

SADDLE RIVER BOROUGH - BERGEN CO.

Form of Government:

Borough Council

Number of Members on Governing Body - 6

PER CAPITA:

Gross Debt 343.04
 Net Debt 348.04
 Debt Service 212.74
 Total Tax Levy 2,827.43
 Municipal Expenditures 1,533.90

PER CENT:

Gross Debt .10
 Net Debt .10
 Tax Levy Collected 97.07
 Tax Levy Cancelled, Abated or Adjusted .02

EXPENDITURES	REVENUES-REALIZED	1993 PROPERTY TAX
GENERAL GOVERNMENT		STATE EQUALIZED TAX RATE .29
Governing Body & Public Boards	1993 Property Taxes Collected 8,039,066.34	Local District School Taxes 2,985,188.00
Municipal Clerk	1993 Payments in Lieu of Taxes	Regional & Consolidated School Tax
Financial Administration 60,350.00	Delinquent Tax & Lien Collections 398,060.11	School Taxes in Municipal Budget
Assessment of Taxes 31,275.00	Business Personalty Replacement Taxes 4,954.92	County Taxes .28 2,936,530.75
Collection of Taxes 30,700.00	Taxes From Public Utilities 369,090.00	County Library Taxes
Planning, Housing & Development 45,900.00	Other Miscellaneous Tax Revenues	Local Municipal Purpose Taxes .22 2,252,966.17
Human Resources 48,397.00	State Aid Revenues 95,640.00	Veteran & Senior Citizen Taxes 9,350.00
Elections	Federal Aid Revenues	Total Taxes for Rate Computation .79 8,184,034.92
General Administration (other) 396,300.00		Special District Taxes
JUDICIARY	Sale of Acquired Property	Bank Corp. Taxes
Municipal Courts 68,404.18	Other Miscellaneous Revenues	Added and Omitted Taxes 30,506.16
PUBLIC SAFETY	Total 9,441,267.76	Total Taxes Levied - ABSTRACT 8,205,191.08
Fire Protection 64,147.80	Prior Years Surplus Appropriated 1,160,000.00	Total Taxes Billed 8,281,670.00
Police Protection 979,375.00	REVENUES TOTAL 10,601,267.76	1993 TAXES COLLECTED 8,039,066.34
Civil Defense & Disaster Control 8,500.00	Reserve For Uncollected Taxes 681,950.29	1993 Taxes Cancelled, Abated or Adjusted 1,837.62
Environmental Inspection & Control 123,000.00	CAPITAL OUTLAY TOTAL 45,714.74	Transfer to Tax Title Liens or Foreclosed
Other Public Safety	Public Enterprises	Balance Outstanding Dec. 31, 1993 240,766.04
PUBLIC WORKS	Recreation-Culture	PRIOR YEARS TAXES OUTSTANDING
Streets and Drainage 256,000.00	Public Works	Balance January 1, 1993 422,819.11
Sewers and Sewage Processing 13,000.00	Buildings and Grounds 45,714.74	Collected in 1993 398,060.11
Garbage and Trash Disposal 415,500.00	Library and Education	Cancelled, Abated or Adjusted 1993
Public Buildings and Grounds 140,000.00	Conservation	Transfers to Tax Title Liens or Foreclosed
Other Public Works 1,000.00	All Other	Balance December 31, 1993 24,759.00
HEALTH and WELFARE	CAPITAL DEBT AUTHORIZED, DECEMBER 31, 1993	TAX TITLE LIENS OUTSTANDING
Health Services Except Environmental 23,350.00	ISSUED AND UNISSUED GROSS DEBT NET DEBT	Balance January 1, 1993
Welfare-Public Assistance 2,500.00	School	Transfer From Taxes
Hospital, Clinics, First Aid 4,500.00	Self-Liquidating	Redeemed In 1993
Animal, Insect, & Rodent Control	Other 1,010,000 1,010,000	Cancelled, Abated or Adjusted (1993)
Other Welfare Services	Total 1,010,000 1,010,000	Transfer to Foreclosed Property
RECREATION and CONSERVATION	ISSUED AND OUTSTANDING	Balance December 31, 1993
Beaches and Boardwalks	School	PROPERTY ACQUIRED BY DEED OR
Parks, Playgrounds, Shode Trees 14,922.00	Self-Liquidating	FORECLOSURE
Land Reclamation & Conservation 30,639.82	Other 980,000.00 980,000.00	Balance January 1, 1993
Other Recreational Services 1,500.00	Total 980,000.00	Transfers From Taxes or Liens
EDUCATION (excluding schools)	EQUALIZED VALUATION BASIS	Sale For Cash (1993)
Libraries	FOR NET DEBT COMPUTATION 1,053,306.207	Cancelled, Abated or Adjusted (1993)
Other Educational Services 1,500.00	REAL PROPERTY VALUATIONS	Balance December 31, 1993
STATUTORY EXPENDITURES	Code Class # of Parcels % VALN ASSESSED VALUATION	CURRENT FINANCES DECEMBER 31, 1993
Pensions & F. I. C. A. 218,200.00	1 Vacant Land 161 5.96 59,122,900.00	ASSETS
Employee Fringe Benefits 161,300.00	2 Residential 1083 92.38 917,008,300.00	Cash Dec. 31, 1993 2,788,709.78
Other Statutory Expenditures	3 Farm 18 .55 5,460,900.00	Taxes Receivable 265,525.04
CETA And Other Public Employment Programs	4a Commercial 15 1.12 11,081,500.00	Tax Title Liens
MUNICIPAL FUNCTIONS TOTAL 3,145,260.80	4b Industrial	Foreclosed Property
CAPITAL IMPROVEMENTS *MEMO* 65,000.00	4c Apartments	Emergencies & Other Deferred Charges 21,300.00
DEBT SERVICE	Total 1277 992,673,600.00	State and Federal Aid Receivable
Principal Payments 561,000.00	Land Area 4.90 Sq. Miles	Other Receivables 181,077.16
Interest Payments 56,383.64	Net Valuation Taxable-Municipal 994,043,836	Total 3,256,611.96
DEFERRED CHARGES 21,300.00	Net Valuation Taxable-County 1,050,927,360	LIABILITIES, RESERVES, AND SURPLUS
SCHOOL, COUNTY, SPECIAL DISTRICT TAXES 5,921,718.75	State Equalized Valuation 1,033,321,662	Cash Liabilities 1,145,666.80
RESERVE FOR UNCOLLECTED TAXES 681,950.29	State Equalization Ratio 95.73	Reserves for Receivables 446,602.18
EXPENDITURES TOTAL 10,387,613.48		Surplus Dec. 31, 1993 1,664,362.98
		Total 3,256,611.96

1712

Population 1990 6,883
 Population 1993 6,950
 S & P Rating
 Moody Rating 3AA1

General Tax Rate Per \$100.

3.27

State Equalized Tax Rate

3.11

SALEM CITY - SALEM COUNTY

Form of Government:

Special Charter (P.L. 1858 c. 65)

Number of Members on Governing Body - 9

PER CAPITA:

Grass Debt 1,424.13
 Net Debt 283.54
 Debt Service 67.02
 Total Tax Levy 594.92
 Municipal Expenditures 676.79

PER CENT:

Grass Debt 3.04
 Net Debt 1.61
 Tax Levy Collected 86.79
 Tax Levy Cancelled, Abated or Adjusted 1.17

EXPENDITURES		REVENUES-REALIZED		1993 PROPERTY TAX	
GENERAL GOVERNMENT		1993 Property Taxes Collected		STATE EQUALIZED TAX RATE 1.43	
Governing Body & Public Boards		1993 Payments in Lieu of Taxes	3,505,422.24	Local District School Taxes	1,997,405.00
Municipal Clerk		Delinquent Tax & Lien Collections	450,127.84	Regional & Consolidated School Tax	
Financial Administration	115,500.00	Business Personality Replacement Taxes	237,464.80	School Taxes in Municipal Budget	.09 119,594.25
Assessment of Taxes	50,230.85	Taxes From Public Utilities	474,890.00	County Taxes	.80 1,060,420.03
Collection of Taxes	52,500.00	Other Miscellaneous Tax Revenues		County Library Taxes	
Planning, Housing & Development	9,753.43	State Aid Revenues	2,248,752.52	Local Municipal Purpose Taxes	.79 1,053,121.04
Human Resources	284,395.44	Federal Aid Revenues		Veteran & Senior Citizen Taxes	58,100.00
Elections				Total Taxes for Rate Computation	3.11 4,188,640.32
General Administration (other)	440,528.77			Special District Taxes	
JUDICIARY		Sale of Acquired Property		Bank Corp. Taxes	
Municipal Courts	109,820.00	Other Miscellaneous Revenues	340,565.14	Added and Omitted Taxes	4,130.36
PUBLIC SAFETY		Total	7,257,222.54	Total Taxes Levied - ABSTRACT	4,134,670.68
Fire Protection	119,543.00	Prior Years Surplus Appropriated	100,000.00	Total Taxes Billed	4,134,669.68
Police Protection	1,049,731.10	REVENUES TOTAL	7,357,222.54	1993 TAXES COLLECTED	3,505,422.24
Civil Defense & Disaster Control	6,120.00	Reserve For Uncollected Taxes	619,668.04	1993 Taxes Cancelled, Abated or Adjusted	48,487.69
Environmental Inspection & Control	39,138.20	CAPITAL OUTLAY TOTAL	185,462.09	Transfer to Tax Title Liens or Foreclosed	142,565.60
Other Public Safety				Balance Outstanding Dec. 31, 1993	438,194.15
PUBLIC WORKS				PRIOR YEARS TAXES OUTSTANDING	
Streets and Drainage	385,757.18	Public Enterprises	42,215.79	Balance January 1, 1993	372,371.97
Sewers and Sewage Processing		Recreation-Culture		Collected in 1993	369,090.99
Garbage and Trash Disposal	242,680.84	Public Works	132,479.92	Cancelled, Abated or Adjusted 1993	254.51
Public Buildings and Grounds	25,750.00	Buildings and Grounds	10,766.38	Transfers to Tax Title Liens or Foreclosed	3,010.39
Other Public Works		Library and Education		Balance December 31, 1993	16.08
HEALTH and WELFARE		Conservation		TAX TITLE LIENS OUTSTANDING	
Health Services Except Environmental	100.00	All Other		Balance January 1, 1993	354,309.30
Welfare-Public Assistance	37,950.00	CAPITAL DEBT AUTHORIZED, DECEMBER 31, 1993		Transfer From Taxes	146,436.94
Hospital, Clinics, First Aid		ISSUED AND UNISSUED		Redeemed In 1993	81,036.85
Animal, Insect, & Rodent Control	5,000.00	School	1,049,000	Cancelled, Abated or Adjusted (1993)	250.00
Other Welfare Services		Self-Liquidating	6,878,438	Transfer to Foreclosed Property	
RECREATION and CONSERVATION		Other	1,970,593	Balance December 31, 1993	419,457.39
Beaches and Boardwalks		Total	9,898,031	PROPERTY ACQUIRED BY DEED OR FORECLOSURE	
Parks, Playgrounds, Shade Trees	51,800.00	ISSUED AND OUTSTANDING		Balance January 1, 1993	76,800.00
Land Reclamation & Conservation		School	1,049,000.00	Transfers From Taxes or Liens	
Other Recreational Services	4,000.00	Self-Liquidating	6,878,438.73	Sale For Cash (1993)	
EDUCATION (excluding schools)		Other	1,105,700.00	Cancelled, Abated or Adjusted (1993)	
Libraries	85,000.00	Total	9,033,138.73	Balance December 31, 1993	76,800.00
Other Educational Services		EQUALIZED VALUATION BASIS		CURRENT FINANCES DECEMBER 31, 1993	
STATUTORY EXPENDITURES		FOR NET DEBT COMPUTATION	122,743,081	ASSETS	
Pensions & F. I. C. A.	163,337.46	REAL PROPERTY VALUATIONS		Cash Dec. 31, 1993	989,949.11
Employee Fringe Benefits	290,174.88	Code Class # of Parcels % VAL'N		Taxes Receivable	438,210.23
Other Statutory Expenditures	12,500.00	1 Vacant Land 220 1.56	1,894,300.00	Tax Title Liens	419,457.39
CETA And Other Public Employment Programs		2 Residential 1629 56.91	69,020,359.00	Foreclosed Property	76,800.00
MUNICIPAL FUNCTIONS TOTAL	3,581,311.15	3 Farm 14 .36	431,400.00	Emergencies & Other Deferred Charges	703.73
CAPITAL IMPROVEMENTS *MEMO*	100,000.00	4a Commercial 160 24.58	29,808,950.00	State and Federal Aid Receivable	19,924.34
DEBT SERVICE		4b Industrial 15 8.67	10,514,900.00	Other Receivables	440,253.07
Principal Payments	310,000.00	4c Apartments 11 7.92	9,610,700.00	Total	2,385,298.37
Interest Payments	155,801.42	Total 2049	121,280,609.00	LIABILITIES, RESERVES, AND SURPLUS	
TYPE I SCHL DEBT *MEMO	363,236.25	Land Area 2.70 Sq. Miles		Cash Liabilities	725,582.56
DEFERRED CHARGES	23,000.00	Net Valuation Taxable-Municipal	126,452,497	Reserves for Receivables	1,374,720.69
SCHOOL, COUNTY, SPECIAL DISTRICT TAXES	3,077,419.28	Net Valuation Taxable-County	139,031,574	Surplus Dec. 31, 1993	284,995.12
RESERVE FOR UNCOLLECTED TAXES	619,668.04	State Equalized Valuation	132,876,015	Total	2,385,298.37
EXPENDITURES TOTAL	7,767,199.89	State Equalization Ratio	94.97		

1917

Population 1990 1,732
 Population 1993 1,773
 S & P Rating
 Moody Rating

General Tax Rate Per \$100. 1.72
 State Equalized Tax Rate 1.68

SANDYSTON TOWNSHIP - SUSSEX CO.
 Form of Government:
Township Committee
 Number of Members on Governing Body - 3

PER CAPITA:

Gross Debt
 Net Debt
 Debt Service
 Total Tax Levy 1,178.77
 Municipal Expenditures 462.79

PER CENT:

Gross Debt
 Net Debt
 Tax Levy Collected 91.61
 Tax Levy Cancelled, Abated
 or Adjusted .09

EXPENDITURES		REVENUES-REALIZED		1993 PROPERTY TAX	
GENERAL GOVERNMENT				STATE EQUALIZED TAX RATE	
Governing Body & Public Boards				Local District School Taxes	
Municipal Clerk	23,000.00	1993 Property Taxes Collected	1,919,863.68	Regional & Consolidated School Tax 1.11	1,372,258.98
Financial Administration	37,400.00	1993 Payments in Lieu of Taxes		School Taxes in Municipal Budget	
Assessment of Taxes	20,950.00	Delinquent Tax & Lien Collections	207,032.43	County Taxes .44 *	548,276.34
Collection of Taxes	34,610.00	Business Personalty Replacement Taxes	14,602.84	County Library Taxes .03	41,042.82
Planning, Housing & Development	18,121.47	Taxes From Public Utilities	113,721.00	Local Municipal Purpose Taxes .10	120,900.00
Human Resources		Other Miscellaneous Tax Revenues		Veteran & Senior Citizen Taxes	23,750.00
Elections		State Aid Revenues	69,561.55	Total Taxes for Rate Computation 1.68	2,106,228.64
General Administration (other)	72,000.00	Federal Aid Revenues	2,934.00	Special District Taxes	
JUDICIARY				Bank Corp. Taxes	
Municipal Courts	37,500.00	Sale of Acquired Property		Added and Omitted Taxes	7,478.35
PUBLIC SAFETY		Other Miscellaneous Revenues	251,071.06	Total Taxes Levied - ABSTRACT	2,089,956.99
Fire Protection	31,969.00	Total	2,578,786.56	Total Taxes Billed	2,095,627.70
Police Protection	7,600.00	Prior Years Surplus Appropriated	36,000.00	1993 TAXES COLLECTED	1,919,863.69
Civil Defense & Disaster Control	3,349.00	REVENUES TOTAL	2,614,786.56	1993 Taxes Cancelled, Abated or Adjusted	1,757.84
Environmental Inspection & Control	23,200.00	Reserve For Uncollected Taxes	218,006.14	Transfer to Tax Title Liens or Foreclosed	19,742.16
Other Public Safety		CAPITAL OUTLAY TOTAL	8,826.70	Balance Outstanding Dec. 31, 1993	154,266.02
PUBLIC WORKS				PRIOR YEARS TAXES OUTSTANDING	
Streets and Drainage	101,500.00	Public Enterprises		Balance January 1, 1993	221,101.60
Sewers and Sewage Processing		Recreation-Culture		Collected in 1993	185,779.37
Garbage and Trash Disposal		Public Works	8,826.70	Cancelled, Abated or Adjusted 1993	3,134.50
Public Buildings and Grounds	11,400.00	Buildings and Grounds		Transfers to Tax Title Liens or Foreclosed	5,751.39
Other Public Works		Library and Education		Balance December 31, 1993	26,436.34
HEALTH and WELFARE		Conservation		TAX TITLE LIENS OUTSTANDING	
Health Services Except Environmental	1,525.00	All Other		Balance January 1, 1993	78,464.27
Welfare-Public Assistance	905.00			Transfer From Taxes	26,061.70
Hospital, Clinics, First Aid	2,700.00	CAPITAL DEBT AUTHORIZED, DECEMBER 31, 1993		Redeemed In 1993	21,253.06
Animal, Insect, & Rodent Control	4,699.10	ISSUED AND UNISSUED GROSS DEBT		Cancelled, Abated or Adjusted (1993)	
Other Welfare Services		School		Transfer to Foreclosed Property	
RECREATION and CONSERVATION		Self-Liquidating		Balance December 31, 1993	83,272.91
Beaches and Boardwalks		Other		PROPERTY ACQUIRED BY DEED OR	
Parks, Playgrounds, Shade Trees		Total		FORECLOSURE	
Land Reclamation & Conservation				Balance January 1, 1993	50,600.00
Other Recreational Services	2,100.00	ISSUED AND OUTSTANDING		Transfers From Taxes or Liens	
EDUCATION (excluding schools)		School		Sale For Cash (1993)	
Libraries		Self-Liquidating		Cancelled, Abated or Adjusted (1993)	
Other Educational Services		Other		Balance December 31, 1993	50,600.00
STATUTORY EXPENDITURES		Total		CURRENT FINANCES DECEMBER 31, 1993	
Pensions & F. I. C. A.	25,000.00	EQUALIZED VALUATION BASIS		ASSETS	
Employee Fringe Benefits		FOR NET DEBT COMPUTATION	123,515,812	Cash Dec. 31, 1993	382,589.62
Other Statutory Expenditures		REAL PROPERTY VALUATIONS		Taxes Receivable	180,700.36
CETA And Other Public Employment Programs		Code Class # of Parcels % VAL'N	ASSESSED VALUATION	Tax Title Liens	83,272.91
MUNICIPAL FUNCTIONS		1 Vacant Land 252 8.34	10,052,300.00	Foreclosed Property	50,600.00
CAPITAL IMPROVEMENTS		2 Residential 779 75.37	90,887,200.00	Emergencies & Other Deferred Charges	33,999.00
DEBT SERVICE		3 Farm 216 7.73	9,322,400.00	State and Federal Aid Receivable	
Principal Payments		4a Commercial 46 7.43	8,955,300.00	Other Receivables	13,496.43
Interest Payments		4b Industrial 5 1.14	1,372,800.00	Total	744,658.32
		4c Apartments		LIABILITIES, RESERVES, AND SURPLUS	
		Total 1298	120,590,000.00	Cash Liabilities	173,574.22
DEFERRED CHARGES	107,530.86	Land Area 41.40 Sq. Miles		Reserves for Receivables	328,069.70
SCHOOL, COUNTY, SPECIAL DISTRICT TAXES	1,961,578.64	Net Valuation Taxable-Municipal	121,404,032	Surplus Dec. 31, 1993	243,014.40
RESERVE FOR UNCOLLECTED TAXES	218,006.14	Net Valuation Taxable-County	126,415,800	Total	744,658.32
EXPENDITURES TOTAL	2,746,644.21	State Equalized Valuation	124,041,091		
		State Equalization Ratio	97.86		

Population 1990 34,986
 Population 1993 35,342
 S & P Rating
 Moody Rating AA

General Tax Rate Per \$100.

1.86

State Equalized Tax Rate

1.75

SAYREVILLE BOROUGH - MIDDLESEX CO.

Form of Government:

Borough Council

Number of Members on Governing Body - 6

PER CAPITA:

Gross Debt 1,233.27
 Net Debt 1,012.99
 Debt Service 105.95
 Total Tax Levy 1,052.51
 Municipal Expenditures 785.83

PER CENT:

Gross Debt 2.33
 Net Debt 1.57
 Tax Levy Collected 97.22
 Tax Levy Cancelled, Abated or Adjusted .41

EXPENDITURES		REVENUES-REALIZED		1993 PROPERTY TAX	
GENERAL GOVERNMENT				STATE EQUALIZED TAX RATE	
Governing Body & Public Boards		1993 Property Taxes Collected	37,125,951.76	Local District School Taxes	1.07
Municipal Clerk		1993 Payments in Lieu of Taxes	650,000.00	Regional & Consolidated School Tax	
Financial Administration	334,500.00	Delinquent Tax & Lien Collections	992,614.16	School Taxes in Municipal Budget	
Assessment of Taxes	226,050.00	Business Personality Replacement Taxes	1,448,303.30	County Taxes	.44
Collection of Taxes	134,400.00	Taxes From Public Utilities	9,235,187.00	County Library Taxes	
Planning, Housing & Development	141,250.00	Other Miscellaneous Tax Revenues		Local Municipal Purpose Taxes	.23
Human Resources	501,157.00	State Aid Revenues	1,470,520.61	Veteran & Senior Citizen Taxes	
Elections	21,103.00	Federal Aid Revenues		Total Taxes for Rate Computation	1.74
General Administration (other)	2,453,346.00			Special District Taxes	
JUDICIARY		Sale of Acquired Property		Bank Corp. Taxes	
Municipal Courts	343,687.00	Other Miscellaneous Revenues	4,173,047.22	Added and Omitted Taxes	
PUBLIC SAFETY		Total	55,095,624.05	Total Taxes Levied - ABSTRACT	
Fire Protection	349,590.00	Prior Years Surplus Appropriated	5,700,000.00	Total Taxes Billed	
Police Protection	6,239,279.00	REVENUES	60,795,624.05	1993 TAXES COLLECTED	
Civil Defense & Disaster Control	17,000.00	Reserve For Uncollected Taxes	2,374,588.00	1993 Taxes Cancelled, Abated or Adjusted	
Environmental Inspection & Control	206,750.00			Transfer to Tax Title Liens or Foreclosed	
Other Public Safety		CAPITAL OUTLAY	3,291,769.00	Balance Outstanding Dec. 31, 1993	
PUBLIC WORKS		TOTAL			
Streets and Drainage	1,017,900.00	Public Enterprises		PRIOR YEARS TAXES OUTSTANDING	
Sewers and Sewage Processing	2,119,250.54	Recreation-Culture	826,008.12	Balance January 1, 1993	
Garbage and Trash Disposal	2,084,000.00	Public Works	1,556,751.02	Collected in 1993	
Public Buildings and Grounds	935,300.00	Buildings and Grounds	583,692.61	Cancelled, Abated or Adjusted 1993	
Other Public Works	150,000.00	Library and Education	325,317.25	Transfers to Tax Title Liens or Foreclosed	
HEALTH and WELFARE		Conservation		Balance December 31, 1993	
Health Services Except Environmental	116,100.00	All Other		TAX TITLE LIENS OUTSTANDING	
Welfare-Public Assistance	35,900.00			Balance January 1, 1993	
Hospital, Clinics, First Aid		CAPITAL DEBT AUTHORIZED, DECEMBER 31, 1993		Transfer From Taxes	
Animal, Insect, & Rodent Control	9,000.00	ISSUED AND UNISSUED		Redeemed in 1993	
Other Welfare Services	11,000.00	School		Cancelled, Abated or Adjusted (1993)	
RECREATION and CONSERVATION		Self-Liquidating	8,802,810	Transfer to Foreclosed Property	
Beaches and Boardwalks		Other	35,400,000	Balance December 31, 1993	
Parks, Playgrounds, Shade Trees	865,600.00	Total	44,202,810	PROPERTY ACQUIRED BY DEED OR	
Land Reclamation & Conservation	44,129.00			FORECLOSURE	
Other Recreational Services	15,300.00	ISSUED AND OUTSTANDING		Balance January 1, 1993	
EDUCATION (excluding schools)		School		Transfers From Taxes or Liens	
Libraries	737,100.00	Self-Liquidating	3,285,000.00	Sale For Cash (1993)	
Other Educational Services	6,300.00	Other	25,844,000.00	Cancelled, Abated or Adjusted (1993)	
STATUTORY EXPENDITURES		Total	29,129,000.00	Balance December 31, 1993	
Pensions & F. I. C. A.	1,202,389.00	EQUALIZED VALUATION BASIS		CURRENT FINANCES DECEMBER 31, 1993	
Employee Fringe Benefits	1,509,800.00	FOR NET DEBT COMPUTATION	2,178,957.638	ASSETS	
Other Statutory Expenditures	100.00	REAL PROPERTY VALUATIONS		Cash Dec. 31, 1993	
CETA And Other Public Employment Programs		Code Class # of Parcels % VAL'N		Taxes Receivable	
MUNICIPAL FUNCTIONS		1 Vacant Land 935 4.97	1,133,260,900.00	Tax Title Liens	
CAPITAL IMPROVEMENTS	*MEMO*	2 Residential 10144 67.57	1,363,995,800.00	Foreclosed Property	
DEBT SERVICE		3 Farm 4 .02	486,200.00	Emergencies & Other Deferred Charges	
Principal Payments	2,290,000.00	4a Commercial 387 9.66	194,946,500.00	State and Federal Aid Receivable	
Interest Payments	1,507,545.00	4b Industrial 37 11.55	233,199,300.00	Other Receivables	
DEFERRED CHARGES		4c Apartments 21 6.23	125,656,400.00	Total	
SCHOOL, COUNTY, SPECIAL DISTRICT TAXES		Total 11528	2,018,545,100.00	LIABILITIES, RESERVES, AND SURPLUS	
RESERVE FOR UNCOLLECTED TAXES		Land Area 16.30 Sq. Miles		Cash Liabilities	
EXPENDITURES		Net Valuation Taxable-Municipal	2,046,922,106	Reserves for Receivables	
TOTAL		Net Valuation Taxable-County	2,194,292,970	Surplus Dec. 31, 1993	
		State Equalized Valuation	2,175,993,880	Total	
		State Equalization Ratio	93.99		

2016

Population 1990 21,160
 Population 1993 22,192
 S & P Rating
 Moody Rating AA

General Tax Rate Per \$100. 4.49
 State Equalized Tax Rate 2.39

SCOTCH PLAINS TOWNSHIP - UNION CO.

Form of Government:

Council-Manager Plan E (OMCL 50)

Number of Members on Governing Body - 5

PER CAPITA:

Gross Debt 600.19
 Net Debt 421.48
 Debt Service 23.95
 Total Tax Levy 1,807.24
 Municipal Expenditures 575.84

PER CENT:

Gross Debt .80
 Net Debt .56
 Tax Levy Collected 97.80
 Tax Levy Cancelled, Abated or Adjusted .12

EXPENDITURES		REVENUES-REALIZED		1993 PROPERTY TAX	
GENERAL GOVERNMENT		1993 Property Taxes Collected		STATE EQUALIZED TAX RATE	
Governing Body & Public Boards		1993 Payments in Lieu of Taxes	39,240,677.29	Local District School Taxes	
Municipal Clerk		Delinquent Tax & Lien Collections	877,091.76	Regional & Consolidated School Tax	1.55 25,824,777.54
Financial Administration	151,900.00	Business Personalty Replacement Taxes	134,129.92	School Taxes in Municipal Budget	
Assessment of Taxes	73,925.00	Taxes From Public Utilities	1,700,370.00	County Taxes	.44 7,291,500.68
Collection of Taxes	102,125.00	Other Miscellaneous Tax Revenues	1,185,285.02	County Library Taxes	
Planning, Housing & Development	125,775.00	State Aid Revenues		Local Municipal Purpose Taxes	.40 6,640,309.60
Human Resources	138,107.12	Federal Aid Revenues		Veteran & Senior Citizen Taxes	148,800.00
Elections	5,750.00			Total Taxes for Rate Computation	2.39 39,905,387.82
General Administration (other)	1,352,350.00			Special District Taxes	
JUDICIARY				Bank Corp. Taxes	
Municipal Courts	98,000.00	Sale of Acquired Property	1,434,726.00	Added and Omitted Taxes	349,724.05
PUBLIC SAFETY		Other Miscellaneous Revenues	44,572,279.99	Total Taxes Levied - ABSTRACT	40,106,311.87
Fire Protection	405,849.00			Total Taxes Billed	40,123,876.16
Police Protection	2,648,500.00	Prior Years Surplus Appropriated	1,475,000.00	1993 TAXES COLLECTED	39,240,677.29
Civil Defense & Disaster Control	11,100.00	REVENUES	46,047,279.99	1993 Taxes Cancelled, Abated or Adjusted	48,697.64
Environmental Inspection & Control	213,925.00	Reserve For Uncollected Taxes	1,247,000.00	Transfer to Tax Title Liens or Foreclosed	51,039.33
Other Public Safety		CAPITAL OUTLAY	1,739,751.75	Balance Outstanding Dec. 31, 1993	783,461.90
PUBLIC WORKS				PRIOR YEARS TAXES OUTSTANDING	
Streets and Drainage	1,917,261.00	Public Enterprises		Balance January 1, 1993	853,633.79
Sewers and Sewage Processing	836,950.00	Recreation-Culture		Collected in 1993	769,145.78
Gorbage and Trsh Disposal		Public Works	125,504.28	Cancelled, Abated or Adjusted 1993	3,417.74
Public Buildings and Grounds	161,800.00	Buildings and Grounds	1,614,247.47	Transfers to Tax Title Liens or Foreclosed	50,932.25
Other Public Works	60,000.00	Library and Education		Balance December 31, 1993	30,136.02
HEALTH and WELFARE		Conservation		TAX TITLE LIENS OUTSTANDING	
Health Services Except Environmental	50,950.00	All Other		Balance January 1, 1993	218,079.31
Welfare-Public Assistance	18,790.00			Transfer From Taxes	111,497.29
Hospital, Clinics, First Aid	2,000.00			Redeemed In 1993	107,945.98
Animal, Insect, & Radent Control				Cancelled, Abated or Adjusted (1993)	5,719.53
Other Welfare Services				Transfer to Foreclosed Property	
RECREATION and CONSERVATION				Balance December 31, 1993	215,911.09
Beaches and Boardwalks				PROPERTY ACQUIRED BY DEED OR	
Parks, Playgrounds, Shade Trees	269,330.00			FORECLOSURE	
Land Reclamation & Conservation	4,000.00			Balance January 1, 1993	261,924.00
Other Recreational Services	237,700.00			Transfers From Taxes or Liens	
EDUCATION (excluding schools)				Sale For Cash (1993)	
Libraries	582,000.00			Cancelled, Abated or Adjusted (1993)	
Other Educational Services				Balance December 31, 1993	261,924.00
STATUTORY EXPENDITURES				CURRENT FINANCES DECEMBER 31, 1993	
Pensions & F. I. C. A.	622,235.00			ASSETS	
Employee Fringe Benefits	792,000.00			Cash Dec. 31, 1993	6,366,320.53
Other Statutory Expenditures				Taxes Receivable	813,597.92
CETA And Other Public Employment Programs				Tax Title Liens	215,911.09
MUNICIPAL FUNCTIONS				Foreclosed Property	261,924.00
CAPITAL IMPROVEMENTS	85,000.00			Emergencies & Other Deferred Charges	
DEBT SERVICE				State and Federal Aid Receivable	9,309.36
Principal Payments	285,000.00			Other Receivables	326,987.22
Interest Payments	244,275.43			Total	7,993,050.12
DEFERRED CHARGES				LIABILITIES, RESERVES, AND SURPLUS	
SCHOOL, COUNTY, SPECIAL DISTRICT TAXES	115,447.42			Cash Liabilities	4,249,440.68
RESERVE FOR UNCOLLECTED TAXES	33,116,278.22			Reserves for Receivables	1,618,420.23
EXPENDITURES	45,895,323.19			Surplus Dec. 31, 1993	2,125,189.21
				Total	7,993,050.12

1343

Population 1990 1,693
 Population 1993 1,703
 S & P Rating
 Moody Rating 3AA1

General Tax Rate Per \$100. 1.94
 State Equalized Tax Rate 1.96

SEA BRIGHT BOROUGH - MONMOUTH CO.

Form of Government:

Borough Council

Number of Members on Governing Body - 6

PER CAPITA.

Gross Debt 2,330.86
 Net Debt 2,330.86
 Debt Service 158.00
 Total Tax Levy 2,267.79
 Municipal Expenditures 2,003.85

PER CENT:

Gross Debt 2.02
 Net Debt 2.02
 Tax Levy Collected 94.40
 Tax Levy Cancelled, Abated or Adjusted

EXPENDITURES	REVENUES-REALIZED	1993 PROPERTY TAX
GENERAL GOVERNMENT		STATE EQUALIZED TAX RATE 1.16
Governing Body & Public Boards	1993 Property Taxes Collected 3,656,486.24	Local District School Taxes .16 320,080.30
Municipal Clerk	1993 Payments in Lieu of Taxes	Regional & Consolidated School Tax .31 618,590.73
Financial Administration 30,975.00	Delinquent Tax & Lien Collections 246,650.97	School Taxes in Municipal Budget *
Assessment of Taxes 18,559.00	Business Personalty Replacement Taxes 34,871.76	County Taxes .45 892,231.44
Collection of Taxes 30,580.00	Taxes From Public Utilities 155,931.52	County Library Taxes .02 36,586.89
Planning, Housing & Development 9,500.00	Other Miscellaneous Tax Revenues	Local Municipal Purpose Taxes 1.01 2,004,332.00
Human Resources 55,095.58	State Aid Revenues 379,362.82	Veteran & Senior Citizen Taxes 11,600.00
Elections	Federal Aid Revenues 147,362.00	Total Taxes for Rate Computation 1.95 3,883,421.06
General Administration (other) 329,617.00		Special District Taxes
JUDICIARY		Bank Corp. Taxes
Municipal Courts 122,000.00	Sale of Acquired Property	Added and Omitted Taxes 1,566.79
PUBLIC SAFETY	Other Miscellaneous Revenues 461,245.20	Total Taxes Levied - ABSTRACT 3,873,387.85
Fire Protection 53,239.00	Total 5,081,910.51	Total Taxes Billed 3,873,387.85
Police Protection 666,702.23	Prior Years Surplus Appropriated 130,000.00	1993 TAXES COLLECTED 3,656,486.24
Civil Defense & Disaster Control 79,506.49	REVENUES TOTAL 5,211,910.51	1993 Taxes Cancelled, Abated or Adjusted
Environmental Inspection & Control 20,065.00	Reserve For Uncollected Taxes 232,484.76	Transfer to Tax Title Liens or Foreclosed
Other Public Safety	CAPITAL OUTLAY TOTAL 1,345,656.99	Balance Outstanding Dec. 31, 1993 216,901.61
PUBLIC WORKS		PRIOR YEARS TAXES OUTSTANDING
Streets and Drainage 209,993.51	Public Enterprises	Balance January 1, 1993 246,454.85
Sewers and Sewage Processing 278,232.03	Recreation-Culture 26,429.74	Collected in 1993 246,650.97
Garbage and Trash Disposal 261,700.00	Public Works 60,297.51	Cancelled, Abated or Adjusted 1993
Public Buildings and Grounds 15,000.00	Buildings and Grounds 1,258,929.74	Transfers to Tax Title Liens or Foreclosed
Other Public Works 9,050.00	Library and Education	Balance December 31, 1993 -196.12
HEALTH and WELFARE	Conservation	TAX TITLE LIENS OUTSTANDING
Health Services Except Environmental	All Other	Balance January 1, 1993 1,718.06
Welfare-Public Assistance 2,284.00		Transfer From Taxes
Hospital, Clinics, First Aid	CAPITAL DEBT AUTHORIZED, DECEMBER 31, 1993	Redeemed In 1993
Animal, Insect, & Rodent Control	ISSUED AND UNISSUED GROSS DEBT NET DEBT	Cancelled, Abated or Adjusted (1993)
Other Welfare Services	School	Transfer to Foreclosed Property
RECREATION and CONSERVATION	Self-Liquidating	Balance December 31, 1993 1,718.06
Beaches and Boardwalks 86,245.00	Other 3,981,103	PROPERTY ACQUIRED BY DEED OR
Parks, Playgrounds, Shade Trees 16,700.00	Total 3,981,103	FORECLOSURE
Land Reclamation & Conservation 43,000.00		Balance January 1, 1993 6,600.00
Other Recreational Services	ISSUED AND OUTSTANDING	Transfers From Taxes or Liens
EDUCATION (excluding schools)	School	Sale For Cash (1993)
Libraries 20,000.00	Self-Liquidating	Cancelled, Abated or Adjusted (1993)
Other Educational Services	Other	Balance December 31, 1993 6,600.00
STATUTORY EXPENDITURES	Total 2,335,000.00	CURRENT FINANCES DECEMBER 31, 1993
Pensions & F. I. C. A. 120,616.39	EQUALIZED VALUATION BASIS	ASSETS
Employee Fringe Benefits 213,653.29	FOR NET DEBT COMPUTATION 196,799,145	Cash Dec. 31, 1993 376,896.70
Other Statutory Expenditures	REAL PROPERTY VALUATIONS	Taxes Receivable 216,705.49
CETA And Other Public Employment Programs	Code Class # of Parcels % VAL'N ASSESSED VALUATION	Tax Title Liens 1,718.06
MUNICIPAL FUNCTIONS TOTAL 2,692,313.52	1 Vacant Land 145 .88 1,758,800.00	Foreclosed Property 6,600.00
CAPITAL IMPROVEMENTS *MEMO* 17,300.42	2 Residential 1020 75.06 149,724,200.00	Emergencies & Other Deferred Charges 80,300.42
DEBT SERVICE	3 Farm 44,054,600.00	State and Federal Aid Receivable 100,100.00
Principal Payments 200,000.00	4a Commercial 74 22.09	Other Receivables 27,795.01
Interest Payments 69,861.00	4b Industrial 3,929,600.00	Total 810,115.69
	4c Apartments 8 1.97	LIABILITIES, RESERVES, AND SURPLUS
	Total 1247 199,467,200.00	Cash Liabilities 454,149.16
DEFERRED CHARGES	Land Area .60 Sq. Miles	Reserves for Receivables 252,818.54
SCHOOL, COUNTY, SPECIAL DISTRICT TAXES 1,867,489.06	Net Valuation Taxable-Municipal 200,154,227	Surplus Dec. 31, 1993 103,147.96
RESERVE FOR UNCOLLECTED TAXES 232,484.76	Net Valuation Taxable-County 195,192,982	Total 810,115.68
EXPENDITURES TOTAL 5,290,053.37	State Equalized Valuation 198,218,419	
	State Equalization Ratio 100.98	

*Includes County Health Services Taxes, County Vocational School Taxes, or County Open Space Tax. See Table 13

1346

Population 1990 2,099
 Population 1993 2,062
 S & P Rating
 Moody Rating A

General Tax Rate Per \$100. 1.04
 State Equalized Tax Rate 1.18

SEA GIRT BOROUGH - MONMOUTH CO.

Form of Government:

Borough Council

Number of Members on Governing Body - 6

PER CAPITA:

Gross Debt 1,952.03
 Net Debt 1,559.61
 Debt Service 180.53
 Total Tax Levy 2,841.63
 Municipal Expenditures 1,421.64

PER CENT:

Gross Debt .80
 Net Debt .64
 Tax Levy Collected 97.31
 Tax Levy Cancelled, Abated or Adjusted .37

EXPENDITURES		REVENUES-REALIZED		1993 PROPERTY TAX	
GENERAL GOVERNMENT		1993 Property Taxes Collected		STATE EQUALIZED TAX RATE	
Governing Body & Public Boards		5,704,776.30		Local District School Taxes .39	1,928,509.00
Municipal Clerk				Regional & Consolidated School Tax	
Financial Administration	6,500.00	1993 Payments in Lieu of Taxes		School Taxes in Municipal Budget	
Assessment of Taxes	9,978.00	Delinquent Tax & Lien Collections		County Taxes .47	* 2,306,077.05
Collection of Taxes	35,900.00	Business Personalty Replacement Taxes		County Library Taxes .02	94,569.91
Planning, Housing & Development	10,513.00	Taxes From Public Utilities		Local Municipal Purpose Taxes .31	1,521,087.00
Human Resources	45,593.00	Other Miscellaneous Tax Revenues		Veteran & Senior Citizen Taxes	14,000.00
Elections		State Aid Revenues		Total Taxes for Rate Computation 1.19	5,864,242.96
General Administration (other)	245,325.00	Federal Aid Revenues		Special District Taxes	
JUDICIARY		Sale of Acquired Property		Bank Corp. Taxes	
Municipal Courts	53,399.85	Other Miscellaneous Revenues		Added and Omitted Taxes	9,191.86
PUBLIC SAFETY		293,404.72		Total Taxes Levied - ABSTRACT	5,859,434.82
Fire Protection	28,786.50	Total		Total Taxes Billed	5,862,396.44
Police Protection	695,361.93	Prior Years Surplus Appropriated		1993 TAXES COLLECTED	5,704,776.30
Civil Defense & Disaster Control	2,892.00	REVENUES TOTAL		1993 Taxes Cancelled, Abated or Adjusted	21,885.11
Environmental Inspection & Control	14,523.00	Reserve For Uncollected Taxes		Transfer to Tax Title Liens or Foreclosed	
Other Public Safety		CAPITAL OUTLAY TOTAL		Balance Outstanding Dec. 31, 1993	135,735.03
PUBLIC WORKS		865,770.58		PRIOR YEARS TAXES OUTSTANDING	
Streets and Drainage	425,995.00	Public Enterprises		Balance January 1, 1993	181,415.74
Sewers and Sewage Processing	11,203.30	Recreation-Culture		Collected in 1993	169,906.08
Garbage and Trash Disposal	264,600.00	Public Works		Cancelled, Abated or Adjusted 1993	1,133.05
Public Buildings and Grounds	41,705.00	Buildings and Grounds		Transfers to Tax Title Liens or Foreclosed	
Other Public Works		Library and Education		Balance December 31, 1993	10,376.61
HEALTH and WELFARE		Conservation		TAX TITLE LIENS OUTSTANDING	
Health Services Except Environmental	10,800.00	All Other		Balance January 1, 1993	
Welfare-Public Assistance	2,683.00	CAPITAL DEBT AUTHORIZED, DECEMBER 31, 1993		Transfer From Taxes	
Hospital, Clinics, First Aid	6,490.00	ISSUED AND UNISSUED GROSS DEBT NET DEBT		Redeemed In 1993	
Animal, Insect, & Rodent Control		School		Cancelled, Abated or Adjusted (1993)	
Other Welfare Services		Self-Liquidating 1,025,165 216,007		Transfer to Foreclosed Property	
RECREATION and CONSERVATION		Other 2,999,915 2,999,915		Balance December 31, 1993	
Beaches and Boardwalks		Total 4,025,080 3,215,922		PROPERTY ACQUIRED BY DEED OR	
Parks, Playgrounds, Shade Trees		ISSUED AND OUTSTANDING		FORECLOSURE	
Land Reclamation & Conservation		School		Balance January 1, 1993	3,200.00
Other Recreational Services		Self-Liquidating 761,000.00		Transfers From Taxes or Liens	
EDUCATION (excluding schools)		Other 2,815,000.00		Sale For Cash (1993)	
Libraries		Total 3,576,000.00		Cancelled, Abated or Adjusted (1993)	
Other Educational Services		EQUALIZED VALUATION BASIS		Balance December 31, 1993	3,200.00
STATUTORY EXPENDITURES		FOR NET DEBT COMPUTATION		CURRENT FINANCES DECEMBER 31, 1993	
Pensions & F. I. C. A.		REAL PROPERTY VALUATIONS		ASSETS	
Employee Fringe Benefits		Code Class # of Parcels % VAL'N ASSESSED VALUATION		Cash Dec. 31, 1993	822,657.78
Other Statutory Expenditures		1 1 36 2.04 11,456,700.00		Taxes Receivable	146,111.64
CETA And Other Public Employment Programs		2 Residential 1188 93.81 526,442,400.00		Tax Title Liens	
MUNICIPAL FUNCTIONS		3 Farm 47 4.15 23,294,100.00		Foreclosed Property	3,200.00
CAPITAL IMPROVEMENTS		4a Commercial 47 4.15 23,294,100.00		Emergencies & Other Deferred Charges	4,000.00
DEBT SERVICE		4b Industrial		State and Federal Aid Receivable	175,000.00
Principal Payments		4c Apartments		Other Receivables	3,452.68
Interest Payments		Total 1271 561,193,200.00		Total	1,154,422.10
DEFERRED CHARGES		Land Area 1.05 Sq. Miles		LIABILITIES, RESERVES, AND SURPLUS	
SCHOOL, COUNTY, SPECIAL DISTRICT TAXES		Net Valuation Taxable-Municipal		Cash Liabilities	329,111.77
RESERVE FOR UNCOLLECTED TAXES		Net Valuation Taxable-County		Reserves for Receivables	334,077.67
EXPENDITURES TOTAL		State Equalized Valuation		Surplus Dec. 31, 1993	491,232.66
		State Equalization Ratio		Total	1,154,422.10

0509

Population 1990 2,692
 Population 1993 2,523
 S & P Rating
 Moody Rating AAA

General Tax Rate Per \$100. 1.62
 State Equalized Tax Rate 1.36

SEA ISLE CITY CITY - CAPE MAY COUNTY

Form of Government:

Commission (1911)

Number of Members on Governing Body - 3

PER CAPITA:

Gross Debt 8,173.75
 Net Debt 6,937.81
 Debt Service 776.11
 Total Tax Levy 4,929.47
 Municipal Expenditures 3,804.12

PER CENT:

Gross Debt 2.23
 Net Debt 1.93
 Tax Levy Collected 94.69
 Tax Levy Cancelled, Abated or Adjusted .09

EXPENDITURES		REVENUES-REALIZED		1993 PROPERTY TAX	
GENERAL GOVERNMENT				STATE EQUALIZED TAX RATE	
Governing Body & Public Boards		1993 Property Taxes Collected	12,280,729.50	Local District School Taxes	.25
Municipal Clerk		1993 Payments in Lieu of Taxes		Regional & Consolidated School Tax	
Financial Administration	300,550.00	Delinquent Tax & Lien Collections	663,053.48	School Taxes in Municipal Budget	
Assessment of Taxes	96,500.00	Business Personalty Replacement Taxes	18,816.52	County Taxes	.41
Collection of Taxes	120,544.00	Taxes From Public Utilities	300,138.00	County Library Taxes	.03
Planning, Hausing & Development	23,971.90	Other Miscellaneous Tax Revenues		Local Municipal Purpose Taxes	.67
Human Resources	53,127.00	State Aid Revenues	110,908.24	Veteran & Senior Citizen Taxes	
Elections	10,000.00	Federal Aid Revenues		Total Taxes for Rate Computation	1.36
General Administration (other)	1,088,338.00			Special District Taxes	
JUDICIARY				Bank Corp. Taxes	
Municipal Courts	109,000.00	Sale of Acquired Property		Added and Omitted Taxes	
PUBLIC SAFETY		Other Miscellaneous Revenues	1,893,482.73	Total Taxes Levied - ABSTRACT	12,929,997.23
Fire Protection	33,835.70	Total	15,267,128.47	Total Taxes Billed	12,969,036.02
Police Protection	1,580,346.34	Prior Years Surplus Appropriated	1,173,600.19	1993 TAXES COLLECTED	12,280,729.50
Civil Defense & Disaster Control	24,000.00	REVENUES	16,440,728.66	1993 Taxes Cancelled, Abated or Adjusted	11,903.27
Environmental Inspection & Control	180,987.00	Reserve For Uncollected Taxes	736,288.11	Transfer to Tax Title Liens or Foreclosed	11,888.88
Other Public Safety		CAPITAL OUTLAY	2,131,847.47	Balance Outstanding Dec. 31, 1993	664,514.37
PUBLIC WORKS		TOTAL		PRIOR YEARS TAXES OUTSTANDING	
Streets and Drainage	365,745.00	Public Enterprises	360,048.44	Balance January 1, 1993	640,802.03
Sewers and Sewage Processing	257,530.00	Recreation-Culture	28,097.09	Collected in 1993	634,629.71
Garbage and Trash Disposal	539,846.00	Public Works	232,115.22	Cancelled, Abated or Adjusted 1993	
Public Buildings and Grounds	193,387.00	Buildings and Grounds	1,511,586.72	Transfers to Tax Title Liens or Foreclosed	5,472.39
Other Public Works	120,696.00	Library and Education		Balance December 31, 1993	699.93
HEALTH and WELFARE		Conservation		TAX TITLE LIENS OUTSTANDING	
Health Services Except Environmental	5,000.00	All Other		Balance January 1, 1993	55,227.09
Welfare-Public Assistance	14,352.00			Transfer From Taxes	18,572.02
Hospital, Clinics, First Aid		CAPITAL DEBT AUTHORIZED, DECEMBER 31, 1993		Redeemed In 1993	28,423.77
Animal, Insect, & Rodent Control		ISSUED AND UNISSUED		Cancelled, Abated or Adjusted (1993)	
Other Welfare Services		School		Transfer to Foreclosed Property	29,939.64
RECREATION and CONSERVATION		Self-Liquidating	5,922,000	Balance December 31, 1993	15,435.70
Beaches and Boardwalks	481,471.00	Other	15,530,859	PROPERTY ACQUIRED BY DEED OR	
Parks, Playgrounds, Shade Trees	3,000.00	Total	21,452,859	FORECLOSURE	
Land Reclamation & Conservation	8,875.00			Balance January 1, 1993	41,233.00
Other Recreational Services	206,950.00	ISSUED AND OUTSTANDING		Transfers From Taxes or Liens	
EDUCATION (excluding schools)		School		Sale For Cash (1993)	
Libraries	3,000.00	Self-Liquidating	5,121,000.00	Cancelled, Abated or Adjusted (1993)	1,739.64
Other Educational Services	8,000.00	Other	13,915,000.00	Balance December 31, 1993	39,493.36
STATUTORY EXPENDITURES		Total	19,036,000.00	CURRENT FINANCES DECEMBER 31, 1993	
Pensions & F. I. C. A.	517,099.00	EQUALIZED VALUATION BASIS	942,436,881	ASSETS	
Employee Fringe Benefits	832,896.00	FOR NET DEBT COMPUTATION		Cash Dec. 31, 1993	2,373,522.57
Other Statutory Expenditures	20,000.00	REAL PROPERTY VALUATIONS		Taxes Receivable	665,214.30
CETA And Other Public Employment Programs		Code Class # of Parcels % VALN	ASSESSED VALUATION	Tax Title Liens	15,435.70
MUNICIPAL FUNCTIONS	7,199,016.94	1 Vacant Land 479 2.32	18,441,800.00	Foreclosed Property	39,493.36
CAPITAL IMPROVEMENTS	25,000.00	2 Residential 4947 92.14	732,207,700.00	Emergencies & Other Deferred Charges	37,710.00
DEBT SERVICE		3 Farm		State and Federal Aid Receivable	1,692.22
Principal Payments	1,249,334.26	4a Commercial 165 5.48	43,511,300.00	Other Receivables	320,686.46
Interest Payments	736,390.85	4b Industrial		Total	3,453,754.61
TYPE I SCHL DEBT *MEMO	16,230.00	4c Apartments 2 .06	500,400.00	LIABILITIES, RESERVES, AND SURPLUS	
DEFERRED CHARGES	7,170.00	Total 5593	774,661,200.00	Cash Liabilities	1,035,917.31
SCHOOL, COUNTY, SPECIAL DISTRICT TAXES	6,485,752.01	Land Area 2.39 Sq. Miles	797,182,880	Reserves for Receivables	1,040,829.32
RESERVE FOR UNCOLLECTED TAXES	736,288.11	Net Valuation Taxable-Municipal	952,556,186	Surplus Dec. 31, 1993	1,377,007.48
EXPENDITURES	16,464,952.17	Net Valuation Taxable-County	946,860,599	Total	3,453,754.61
		State Equalized Valuation	86.15		
		State Equalization Ratio			

1987 / 2000

* ABOVE DEBT SERVICE INCLUDES TYPE I SCHOOL DEBT

521

*Includes County Health Services Taxes, County Vocational School Taxes, or County Open Space Tax. See Table 13.

1526

Population 1990 2,366
 Population 1993 2,299
 S & P Rating
 Moody Rating BAA

General Tax Rate Per \$100. 2.38
 State Equalized Tax Rate 2.47

SEASIDE HEIGHTS BOROUGH - OCEAN CO.

Form of Government:

Borough Council

Number of Members on Governing Body - 6

PER CAPITA:

Gross Debt 4,050.58
 Net Debt 3,101.72
 Debt Service 320.02
 Total Tax Levy 2,739.58
 Municipal Expenditures 3,245.08

PER CENT:

Gross Debt 3.42
 Net Debt 2.52
 Tax Levy Collected 87.20
 Tax Levy Cancelled, Abated or Adjusted 1.07

EXPENDITURES	REVENUES-REALIZED	1993 PROPERTY TAX
GENERAL GOVERNMENT		STATE EQUALIZED TAX RATE
Governing Body & Public Boards	1993 Property Taxes Collected 5,493,861.88	Local District School Taxes .52 1,324,641.00
Municipal Clerk	1993 Payments in Lieu of Taxes	Regional & Consolidated School Tax .40 1,026,054.43
Financial Administration 92,226.29	Delinquent Tax & Lien Collections 850,422.66	School Taxes in Municipal Budget
Assessment of Taxes 24,915.00	Business Personalty Replacement Taxes 47,688.60	County Taxes .45 * 1,137,224.62
Collection of Taxes 43,974.00	Taxes From Public Utilities 153,165.24	County Library Taxes .04 96,515.25
Planning, Housing & Development 7,300.00	Other Miscellaneous Tax Revenues	Local Municipal Purpose Taxes 1.06 2,712,806.88
Human Resources 91,420.95	State Aid Revenues 167,518.95	Veteran & Senior Citizen Taxes 24,450.00
Elections	Federal Aid Revenues 182,393.00	Total Taxes for Rate Computation 2.47 6,321,692.18
General Administration (other) 866,605.00		Special District Taxes
JUDICIARY		Bank Corp. Taxes
Municipal Courts 230,000.00	Sale of Acquired Property	Added and Omitted Taxes 1,056.78
PUBLIC SAFETY	Other Miscellaneous Revenues 3,650,194.50	Total Taxes Levied - ABSTRACT 6,298,298.96
Fire Protection 28,322.00	Total 10,545,244.83	Total Taxes Billed 6,300,128.99
Police Protection 2,075,219.13	Prior Years Surplus Appropriated 50,000.00	1993 TAXES COLLECTED 5,493,861.88
Civil Defense & Disaster Control 35.00	REVENUES TOTAL 10,595,244.83	1993 Taxes Cancelled, Abated or Adjusted 67,616.12
Environmental Inspection & Control 21,600.00	Reserve For Uncollected Taxes 962,280.90	Transfer to Tax Title Liens or Foreclosed
Other Public Safety	CAPITAL OUTLAY TOTAL 419,573.28	Balance Outstanding Dec. 31, 1993 738,650.97
PUBLIC WORKS		PRIOR YEARS TAXES OUTSTANDING
Streets and Drainage 87,111.00	Public Enterprises 38,952.49	Balance January 1, 1993 773,424.39
Sewers and Sewage Processing	Recreation-Culture	Collected in 1993 585,392.74
Garbage and Trash Disposal 407,200.00	Public Works 8,261.50	Cancelled, Abated or Adjusted 1993 29,800.88
Public Buildings and Grounds 99,908.60	Buildings and Grounds 372,359.29	Transfers to Tax Title Liens or Foreclosed 20,256.35
Other Public Works 71,000.00	Library and Education	Balance December 31, 1993 137,974.42
HEALTH and WELFARE	Conservation	TAX TITLE LIENS OUTSTANDING
Health Services Except Environmental 42,049.00	All Other	Balance January 1, 1993 252,652.43
Welfare-Public Assistance 19,100.00		Transfer From Taxes 24,512.79
Hospital, Clinics, First Aid	CAPITAL DEBT AUTHORIZED, DECEMBER 31, 1993	Redeemed In 1993 265,029.92
Animal, Insect, & Rodent Control 13,340.00	ISSUED AND UNISSUED GROSS DEBT NET DEBT	Cancelled, Abated or Adjusted (1993)
Other Welfare Services	School 2,121,430	Transfer to Foreclosed Property
RECREATION and CONSERVATION	Self-Liquidating 3,293,450 3,233,450	Balance December 31, 1993 12,135.30
Beaches and Boardwalks 415,289.00	Other 3,897,400 3,897,400	PROPERTY ACQUIRED BY DEED OR
Parks, Playgrounds, Shade Trees 4,240.00	Total 9,312,280 7,130,850	FORECLOSURE
Land Reclamation & Conservation	ISSUED AND OUTSTANDING	Balance January 1, 1993
Other Recreational Services 3,000.00	School 2,121,430.41	Transfers From Taxes or Liens
EDUCATION (excluding schools)	Self-Liquidating 3,258,000.00	Sale For Cash (1993)
Libraries	Other 3,519,000.00	Cancelled, Abated or Adjusted (1993)
Other Educational Services	Total 8,898,430.41	Balance December 31, 1993
STATUTORY EXPENDITURES	EQUALIZED VALUATION BASIS	CURRENT FINANCES DECEMBER 31, 1993
Pensions & F. I. C. A. 273,920.00	FOR NET DEBT COMPUTATION 272,398,323	ASSETS
Employee Fringe Benefits 516,475.00	REAL PROPERTY VALUATIONS	Cash Dec. 31, 1993 2,367,794.74
Other Statutory Expenditures 21,000.00	Code Class # of Parcels % VAL'N ASSESSED VALUATION	Taxes Receivable 876,625.39
CETA And Other Public Employment Programs 5,455,249.97	1 Vacant Land 82 3.16 9,340,100.00	Tax Title Liens 12,135.30
MUNICIPAL FUNCTIONS TOTAL 40,000.00	2 Residential 1582 56.87 150,328,100.00	Foreclosed Property
CAPITAL IMPROVEMENTS	3 Farm 29.44 77,833,740.00	Emergencies & Other Deferred Charges 324,908.83
DEBT SERVICE	4a Commercial 187 29.44 77,833,740.00	State and Federal Aid Receivable 1,000.00
Principal Payments 456,000.00	4b Industrial 81 10.53 27,834,700.00	Other Receivables 618,956.01
Interest Payments 279,731.29	4c Apartments 1932 264,336,640.00	Total 4,201,420.27
DEFERRED CHARGES 307,185.93	Total Land Area = 35 Sq. Miles	LIABILITIES, RESERVES, AND SURPLUS
SCHOOL, COUNTY, SPECIAL DISTRICT TAXES 3,584,435.30	Net Valuation Taxable-Municipal 265,000,889	Cash Liabilities 2,099,399.78
RESERVE FOR UNCOLLECTED TAXES 962,280.90	Net Valuation Taxable-County 258,854,291	Reserves for Receivables 1,507,716.70
EXPENDITURES TOTAL 11,044,883.39	State Equalized Valuation 255,544,820	Surplus Dec. 31, 1993 594,303.79
	State Equalization Ratio 103.71	Total 4,201,420.27

1527

Population 1990 1,871
 Population 1993 2,004
 S & P Rating
 Moody Rating

General Tax Rate Per \$100. 1.89
 State Equalized Tax Rate 1.63

SEASIDE PARK BOROUGH - OCEAN CO.

Form of Government:

Borough Council

Number of Members on Governing Body - 6

PER CAPITA
 Gross Debt 2,364.97
 Net Debt 2,309.29
 Debt Service 112.74
 Total Tax Levy 3,421.22
 Municipal Expenditures 2,488.86

PER CENT:
 Gross Debt 1.16
 Net Debt 1.13
 Tax Levy Collected 91.69
 Tax Levy Cancelled, Abated or Adjusted .42

EXPENDITURES		REVENUES-REALIZED		1993 PROPERTY TAX	
GENERAL GOVERNMENT				STATE EQUALIZED TAX RATE	
Governing Body & Public Boards		1993 Property Taxes Collected	6,286,846.24	Local District School Taxes .27	1,083,136.00
Municipal Clerk		1993 Payments in Lieu of Taxes		Regional & Consolidated School Tax .39	1,586,863.20
Financial Administration	71,993.00	Delinquent Tax & Lien Collections	414,413.95	School Taxes in Municipal Budget	
Assessment of Taxes	1,850.00	Business Personalty Replacement Taxes	19,667.28	County Taxes .38	* 1,566,408.90
Collection of Taxes	50,120.00	Taxes From Public Utilities	220,969.00	County Library Taxes .03	133,390.10
Planning, Hausing & Development	21,050.00	Other Miscellaneous Tax Revenues		Local Municipal Purpose Taxes .61	2,476,924.10
Human Resources	46,427.00	State Aid Revenues	86,693.21	Veteran & Senior Citizen Taxes	25,350.00
Elections		Federal Aid Revenues	104,466.00	Total Taxes for Rate Computation 1.68	6,872,072.30
General Administration (ather)	691,744.00			Special District Taxes	
JUDICIARY		Sale of Acquired Property		Bank Corp. Taxes	
Municipal Courts	144,000.00	Other Miscellaneous Revenues	1,571,929.79	Added and Omitted Taxes	9,401.96
PUBLIC SAFETY				Total Taxes Levied - ABSTRACT	6,856,124.26
Fire Protection	43,952.00			Total Taxes Billed	6,856,643.71
Police Protection	889,764.21	Prior Years Surplus Appropriated	295,000.00	1993 TAXES COLLECTED	6,286,846.24
Civil Defense & Disaster Control	5,895.00	REVENUES TOTAL	8,999,983.47	1993 Taxes Cancelled, Abated or Adjusted	29,088.77
Environmental Inspection & Control	62,500.00	Reserve For Uncollected Taxes	718,115.65	Transfer to Tax Title Liens or Foreclosed	9,069.09
Other Public Safety		CAPITAL OUTLAY TOTAL	998,929.50	Balance Outstanding Dec. 31, 1993	531,639.61
PUBLIC WORKS				PRIOR YEARS TAXES OUTSTANDING	
Streets and Drainage	104,700.00	Public Enterprises	128,096.32	Balance January 1, 1993	452,098.70
Sewers and Sewage Processing		Recreation-Culture		Collected in 1993	410,298.39
Garbage and Trash Disposal	320,750.00	Public Works	446,820.74	Cancelled, Abated or Adjusted 1993	91.67
Public Buildings and Grounds	43,100.00	Buildings and Grounds	424,012.44	Transfers to Tax Title Liens or Foreclosed	
Other Public Works	464,125.00	Library and Education		Balance December 31, 1993	41,708.64
HEALTH and WELFARE		Conservation		TAX TITLE LIENS OUTSTANDING	
Health Services Except Environmental		All Other		Balance January 1, 1993	29,957.57
Welfare-Public Assistance	4,425.00			Transfer From Taxes	9,069.09
Hospital, Clinics, First Aid	900.00	CAPITAL DEBT AUTHORIZED, DECEMBER 31, 1993		Redeemed in 1993	4,768.30
Animal, Insect, & Rodent Control	3,200.00	ISSUED AND UNISSUED		Cancelled, Abated or Adjusted (1993)	
Other Welfare Services	1,500.00	School	111,583	Transfer to Foreclosed Property	
RECREATION and CONSERVATION		Self-Liquidating	1,550,860	Balance December 31, 1993	34,258.36
Beaches and Boardwalks	270,200.00	Other	3,076,965	PROPERTY ACQUIRED BY DEED OR	
Parks, Playgrounds, Shade Trees		Total	4,739,409	FORECLOSURE	
Land Reclamation & Conservation	62,394.02			Balance January 1, 1993	15,000.00
Other Recreational Services	23,745.00	ISSUED AND OUTSTANDING		Transfers From Taxes or Liens	
EDUCATION (excluding schools)		School	54,000.00	Sale For Cash (1993)	
Libraries		Self-Liquidating	1,549,088.10	Cancelled, Abated or Adjusted (1993)	
Other Educational Services	900.00	Other	2,969,781.43	Balance December 31, 1993	15,000.00
STATUTORY EXPENDITURES		Total	4,572,869.53	CURRENT FINANCES DECEMBER 31, 1993	
Pensions & F. I. C. A.	185,400.00	EQUALIZED VALUATION BASIS		ASSETS	
Employee Fringe Benefits	514,000.00	FOR NET DEBT COMPUTATION	408,155,525	Cash Dec. 31, 1993	803,625.83
Other Statutory Expenditures		REAL PROPERTY VALUATIONS		Taxes Receivable	573,348.25
CETA And Other Public Employment Programs		Code Class # of Parcels % VAL'N	ASSESSED VALUATION	Tax Title Liens	34,258.36
MUNICIPAL FUNCTIONS TOTAL	4,029,631.23	1 Vacant Land 75 2.13	7,887,000.00	Foreclosed Property	15,000.00
CAPITAL IMPROVEMENTS *MEMO*	275,000.00	2 Residential 1823 85.24	308,147,100.00	Emergencies & Other Deferred Charges	131,000.00
DEBT SERVICE		3 Farm		State and Federal Aid Receivable	575.97
Principal Payments	117,436.64	4a Commercial 96 9.54	34,483,400.00	Other Receivables	15,649.29
Interest Payments	108,490.40	4b Industrial		Total	1,573,457.70
		4c Apartments 27 3.03	10,970,800.00	LIABILITIES, RESERVES, AND SURPLUS	
DEFERRED CHARGES	15,000.00	Total 2021	361,488,300.00	Cash Liabilities	641,379.22
SCHOOL, COUNTY, SPECIAL DISTRICT TAXES	4,369,798.20	Land Area .60 Sq. Miles		Reserves for Receivables	638,255.90
RESERVE FOR UNCOLLECTED TAXES	718,115.65	Net Valuation Taxable-Municipal	362,477,656	Surplus Dec. 31, 1993	293,822.58
EXPENDITURES TOTAL	9,357,472.12	Net Valuation Taxable-County	379,015,872	Total	1,573,457.70
		State Equalized Valuation	406,884,349		
		State Equalization Ratio	89.06		

*Includes County Health Services Taxes, County Vocational School Taxes, or County Open Space Tax. See Table 13.

0909

Population 1990 14,061
 Population 1993 14,385
 S & P Rating AA-
 Moody Rating AA

General Tax Rate Per \$100. 1.90
 State Equalized Tax Rate 2.00

SECAUCUS TOWN - HUDSON COUNTY

Form of Government:

Town Council

Number of Members on Governing Body - 7

PER CAPITA:

Gross Debt 833.97
 Net Debt 784.21
 Debt Service 120.52
 Total Tax Levy 3,207.39
 Municipal Expenditures 1,789.36

PER CENT:

Gross Debt .51
 Net Debt .43
 Tax Levy Collected 96.85
 Tax Levy Cancelled, Abated or Adjusted .20

EXPENDITURES		REVENUES-REALIZED		1993 PROPERTY TAX	
GENERAL GOVERNMENT				STATE EQUALIZED TAX RATE	
Governing Body & Public Boards	32,200.00	1993 Property Taxes Collected		Local District School Taxes	12,509,775.50
Municipal Clerk		1993 Payments in Lieu of Taxes		Regional & Consolidated School Tax	
Financial Administration	251,378.85	Delinquent Tax & Lien Collections		School Taxes in Municipal Budget	38,950.00
Assessment of Taxes	2,898,992.00	Business Personalty Replacement Taxes		County Taxes	15,221,023.47
Collection of Taxes	97,617.00	Taxes From Public Utilities		County Library Taxes	
Planning, Housing & Development	119,550.00	Other Miscellaneous Tax Revenues		Local Municipal Purpose Taxes	19,941,088.70
Human Resources	270,850.74	State Aid Revenues		Veteran & Senior Citizen Taxes	120,450.00
Elections	9,400.00	Federal Aid Revenues		Total Taxes for Rate Computation	47,831,287.67
General Administration (other)	1,638,611.00	Sale of Acquired Property		Special District Taxes	
JUDICIARY		Other Miscellaneous Revenues		Bank Corp. Taxes	
Municipal Courts	415,930.00	Prior Years Surplus Appropriated		Added and Omitted Taxes	31,161.97
PUBLIC SAFETY		REVENUES		Total Taxes Levied - ABSTRACT	47,741,999.64
Fire Protection	334,213.80	Reserve For Uncollected Taxes		Total Taxes Billed	47,727,819.50
Police Protection	4,604,745.93	CAPITAL OUTLAY		1993 TAXES COLLECTED	46,222,675.22
Civil Defense & Disaster Control	18,729.00	TOTAL		1993 Taxes Cancelled, Abated or Adjusted	94,073.99
Environmental Inspection & Control	180,776.00	Public Enterprises		Transfer to Tax Title Liens or Foreclosed	150,437.54
Other Public Safety		Recreation-Culture		Balance Outstanding Dec. 31, 1993	1,260,632.75
PUBLIC WORKS		Public Works		PRIOR YEARS TAXES OUTSTANDING	
Streets and Drainage	1,461,022.00	Buildings and Grounds		Balance January 1, 1993	1,696,694.43
Sewers and Sewage Processing	4,695,015.00	Library and Education		Collected in 1993	1,070,746.68
Garbage and Trash Disposal	707,000.00	Conservation		Cancelled, Abated or Adjusted 1993	424,131.75
Public Buildings and Grounds	674,438.00	All Other		Transfers to Tax Title Liens or Foreclosed	55,502.76
Other Public Works		CAPITAL DEBT AUTHORIZED, DECEMBER 31, 1993		Balance December 31, 1993	146,263.24
HEALTH and WELFARE		ISSUED AND UNISSUED		TAX TITLE LIENS OUTSTANDING	
Health Services Except Environmental	287,970.00	GROSS DEBT		Balance January 1, 1993	722,231.61
Welfare-Public Assistance		NET DEBT		Transfer From Taxes	225,918.54
Hospital, Clinics, First Aid	8,625.00	SCHOOL		Redeemed In 1993	542,502.80
Animal, Insect, & Rodent Control	145,663.00	Self-Liquidating		Cancelled, Abated or Adjusted (1993)	12,924.50
Other Welfare Services		Other		Transfer to Foreclosed Property	
RECREATION and CONSERVATION		Total		Balance December 31, 1993	392,772.85
Beaches and Boardwalks	330,738.00	ISSUED AND OUTSTANDING		PROPERTY ACQUIRED BY DEED OR	
Parks, Playgrounds, Shade Trees	13,211.50	SCHOOL		FORECLOSURE	
Land Reclamation & Conservation	163,890.00	Self-Liquidating		Balance January 1, 1993	
Other Recreational Services		Other		Transfers From Taxes or Liens	
EDUCATION (excluding schools)		Total		Sale For Cash (1993)	
Libraries	835,232.00	EQUALIZED VALUATION BASIS		Cancelled, Abated or Adjusted (1993)	
Other Educational Services		FOR NET DEBT COMPUTATION		Balance December 31, 1993	
STATUTORY EXPENDITURES		REAL PROPERTY VALUATIONS		CURRENT FINANCES DECEMBER 31, 1993	
Pensions & F. I. C. A.	977,517.80	Code Class # of Parcels % VAL'N		ASSETS	
Employee Fringe Benefits	1,542,492.00	1 Vacant Land 245 5.47		Cash Dec. 31, 1993	7,678,226.17
Other Statutory Expenditures		2 Residential 4339 26.91		Taxes Receivable	1,406,895.99
CETA And Other Public Employment Programs		3 Farm		Tax Title Liens	392,772.85
MUNICIPAL FUNCTIONS		4a Commercial 222 28.39		Foreclosed Property	
CAPITAL IMPROVEMENTS		4b Industrial 158 38.81		Emergencies & Other Deferred Charges	
DEBT SERVICE		4c Apartments 12 .71		State and Federal Aid Receivable	57,019.60
Principal Payments	1,025,000.00	Total 4976		Other Receivables	147,549.06
Interest Payments	769,002.41	Land Area 5.80 Sq. Miles		Total	9,682,463.67
TYPE I SCHL DEBT *MEMO	38,950.00	Net Valuation Taxable-Municipal		LIABILITIES, RESERVES, AND SURPLUS	
DEFERRED CHARGES	85,844.88	Net Valuation Taxable-County		Cash Liabilities	4,434,711.81
SCHOOL, COUNTY, SPECIAL DISTRICT TAXES	27,769,748.97	State Equalized Valuation		Reserves for Receivables	1,947,217.90
RESERVE FOR UNCOLLECTED TAXES	2,039,000.00	State Equalization Ratio		Surplus Dec. 31, 1993	3,300,533.94
EXPENDITURES	54,404,404.88			Total	9,682,463.67

1997 1000

* ABOVE DEBT SERVICE INCLUDES TYPE I SCHOOL DEBT

0332

Population 1990 **5,765**
 Population 1993 **6,327**
 S & P Rating
 Maady Rating

General Tax Rate Per \$100. **1.88**
 State Equalized Tax Rate **1.97**

SHAMONG TOWNSHIP - BURLINGTON CO.

Form of Government:

Township Committee

Number of Members on Governing Body - 3

PER CAPITA:

Gross Debt **1,172.00**
 Net Debt **77.37**
 Debt Service **11.46**
 Total Tax Levy **921.76**
 Municipal Expenditures **247.92**

PER CENT

Gross Debt **2.55**
 Net Debt **.17**
 Tax Levy Collected **95.64**
 Tax Levy Cancelled, Abated or Adjusted **.52**

EXPENDITURES		REVENUES-REALIZED		1993 PROPERTY TAX	
GENERAL GOVERNMENT				STATE EQUALIZED TAX RATE	
Governing Body & Public Boards		1993 Property Taxes Collected	5,578,376.00	Local District School Taxes	1.06
Municipal Clerk		1993 Payments in Lieu of Taxes		Regional & Consolidated School Tax	.35
Financial Administration	29,815.00	Delinquent Tax & Lien Collections	313,376.00	School Taxes in Municipal Budget	
Assessment of Taxes	26,290.00	Business Personalty Replacement Taxes	12,908.00	County Taxes	.54
Collection of Taxes	52,885.00	Taxes From Public Utilities	240,478.00	County Library Taxes	.03
Planning, Housing & Development	13,819.00	Other Miscellaneous Tax Revenues		Local Municipal Purpose Taxes	
Human Resources	22,756.00	State Aid Revenues	349,456.00	Veteran & Senior Citizen Taxes	
Elections		Federal Aid Revenues		Total Taxes for Rate Computation	1.98
General Administration (other)	277,906.00			Special District Taxes	
JUDICIARY		Sale of Acquired Property		Bank Corp. Taxes	
Municipal Courts	39,804.00	Other Miscellaneous Revenues	478,726.00	Added and Omitted Taxes	
PUBLIC SAFETY		Total	6,973,320.00	Total Taxes Levied - ABSTRACT	5,831,948.94
Fire Protection	41,719.00	Prior Years Surplus Appropriated	685,000.00	Total Taxes Billed	5,832,807.00
Police Protection	35,000.00	REVENUES	7,658,320.00	1993 TAXES COLLECTED	5,578,376.00
Civil Defense & Disaster Control	6,265.00	Reserve For Uncollected Taxes	413,777.00	1993 Taxes Cancelled, Abated or Adjusted	30,047.00
Environmental Inspection & Control	32,792.00			Transfer to Tax Title Liens or Foreclosed	10,042.00
Other Public Safety		CAPITAL OUTLAY	13,574.00	Balance Outstanding Dec. 31, 1993	214,431.00
PUBLIC WORKS		TOTAL		PRIOR YEARS TAXES OUTSTANDING	
Streets and Drainage	375,500.00	Public Enterprises		Balance January 1, 1993	342,724.00
Sewers and Sewage Processing		Recreation-Culture		Collected in 1993	307,025.00
Garbage and Trash Disposal	49,000.00	Public Works	13,574.00	Cancelled, Abated or Adjusted 1993	25,657.00
Public Buildings and Grounds		Buildings and Grounds		Transfers to Tax Title Liens or Foreclosed	10,042.00
Other Public Works		Library and Education		Balance December 31, 1993	
HEALTH and WELFARE		Conservation		TAX TITLE LIENS OUTSTANDING	
Health Services Except Environmental	2,580.00	All Other		Balance January 1, 1993	145,895.00
Welfare-Public Assistance	2,735.00			Transfer From Taxes	
Hospital, Clinics, First Aid		CAPITAL DEBT AUTHORIZED, DECEMBER 31, 1993		Redeemed In 1993	6,251.00
Animal, Insect, & Rodent Control	5,000.00	ISSUED AND UNISSUED		Cancelled, Abated or Adjusted (1993)	9,861.00
Other Welfare Services	200.00	School	6,925,715	Transfer to Foreclosed Property	8,563.00
RECREATION and CONSERVATION		Self-Liquidating		Balance December 31, 1993	121,220.00
Beaches and Boardwalks		Other	489,530	PROPERTY ACQUIRED BY DEED OR FORECLOSURE	
Parks, Playgrounds, Shade Trees	25,000.00	Total	7,415,245	Balance January 1, 1993	481,962.00
Land Reclamation & Conservation	3,500.00	ISSUED AND OUTSTANDING		Transfers From Taxes or Liens	8,563.00
Other Recreational Services	5,000.00	School	6,925,715.60	Sale For Cash (1993)	
EDUCATION (excluding schools)		Self-Liquidating		Cancelled, Abated or Adjusted (1993)	
Libraries		Other	215,999.00	Balance December 31, 1993	490,525.00
Other Educational Services		Total	7,141,714.60	CURRENT FINANCES DECEMBER 31, 1993	
STATUTORY EXPENDITURES		EQUALIZED VALUATION BASIS		ASSETS	
Pensions & F. I. C. A.	29,000.00	FOR NET DEBT COMPUTATION	289,198,684	Cash Dec. 31, 1993	2,497,356.00
Employee Fringe Benefits		REAL PROPERTY VALUATIONS		Taxes Receivable	214,431.00
Other Statutory Expenditures	750.00	Code Class # of Parcels % VAL'N		Tax Title Liens	121,220.00
CETA And Other Public Employment Programs		1 Vacant Land 392 4.24	12,857,500.00	Foreclosed Property	490,525.00
MUNICIPAL FUNCTIONS	1,082,306.00	2 Residential 1610 89.51	271,265,050.00	Emergencies & Other Deferred Charges	
CAPITAL IMPROVEMENTS	50,000.00	3 Farm 238 2.71	8,814,350.00	State and Federal Aid Receivable	113,802.00
DEBT SERVICE		4a Commercial 46 2.82	8,546,050.00	Other Receivables	237,792.00
Principal Payments	72,500.00	4b Industrial 6 .52	1,586,700.00	Total	3,675,126.00
Interest Payments		4c Apartments		LIABILITIES, RESERVES, AND SURPLUS	
DEFERRED CHARGES		Total 2292	303,069,650.00	Cash Liabilities	1,208,973.00
SCHOOL, COUNTY, SPECIAL DISTRICT TAXES	5,757,318.94	Land Area 46.61 Sq. Miles		Reserves for Receivables	1,063,968.00
RESERVE FOR UNCOLLECTED TAXES	413,777.00	Net Valuation Taxable-Municipal	305,662,279	Surplus Dec. 31, 1993	1,402,185.00
EXPENDITURES	7,326,401.94	Net Valuation Taxable-County	296,965,257	Total	3,675,126.00
		State Equalized Valuation	291,340,390		
		State Equalization Ratio	104.96		

0611

Population 1990 408
Population 1993 405
S & P Rating
Moody Rating

General Tax Rate Per \$100. 3.52
State Equalized Tax Rate 2.76

SHILOH BOROUGH - CUMBERLAND CO.

Form of Government:
Borough Council

Number of Members on Governing Body - 6

PER CAPITA:

Gross Debt 231.14
Net Debt
Debt Service
Total Tax Levy 974.80
Municipal Expenditures 365.56

PER CENT:

Gross Debt .63
Net Debt
Tax Levy Collected 97.29
Tax Levy Cancelled, Abated
or Adjusted

EXPENDITURES		REVENUES-REALIZED		1993 PROPERTY TAX	
GENERAL GOVERNMENT		1993 Property Taxes Collected 344,912.01		STATE EQUALIZED TAX RATE	
Governing Body & Public Boards		1993 Payments in Lieu of Taxes		Local District School Taxes	1.06
Municipal Clerk		Delinquent Tax & Lien Collections	41,464.87	Regional & Consolidated School Tax	.30
Financial Administration	4,525.00	Business Personalty Replacement Taxes	4,575.06	School Taxes in Municipal Budget	
Assessment of Taxes	2,000.00	Taxes From Public Utilities	20,881.00	County Taxes	1.16
Collection of Taxes	2,150.00	Other Miscellaneous Tax Revenues		County Library Taxes	
Planning, Housing & Development	1,000.00	State Aid Revenues	17,649.00	Local Municipal Purpose Taxes	.24
Human Resources		Federal Aid Revenues		Veteran & Senior Citizen Taxes	
Elections				Total Taxes for Rate Computation	2.76
General Administration (other)	26,869.45			Special District Taxes	
JUDICIARY				Bank Corp. Taxes	
Municipal Courts	1,350.00			Added and Omitted Taxes	
PUBLIC SAFETY				Total Taxes Levied - ABSTRACT	394,793.96
Fire Protection	2,727.80			Total Taxes Billed	395,141.30
Police Protection				1993 TAXES COLLECTED	344,912.01
Civil Defense & Disaster Control	200.00			1993 Taxes Cancelled, Abated or Adjusted	
Environmental Inspection & Control	750.00			Transfer to Tax Title Liens or Foreclosed	5,026.95
Other Public Safety				Balance Outstanding Dec. 31, 1993	45,202.36
PUBLIC WORKS				PRIOR YEARS TAXES OUTSTANDING	
Streets and Drainage	7,700.00			Balance January 1, 1993	46,106.73
Sewers and Sewage Processing	7,016.29			Collected in 1993	41,465.37
Garbage and Trash Disposal	35,411.35			Cancelled, Abated or Adjusted 1993	
Public Buildings and Grounds	2,910.02			Transfers to Tax Title Liens or Foreclosed	4,641.36
Other Public Works				Balance December 31, 1993	
HEALTH and WELFARE				TAX TITLE LIENS OUTSTANDING	
Health Services Except Environmental	200.00			Balance January 1, 1993	
Welfare-Public Assistance	500.00			Transfer From Taxes	10,468.98
Hospital, Clinics, First Aid				Redeemed In 1993	
Animal, Insect, & Rodent Control	550.00			Cancelled, Abated or Adjusted (1993)	
Other Welfare Services				Transfer to Foreclosed Property	
RECREATION and CONSERVATION				Balance December 31, 1993	10,468.98
Beaches and Boardwalks				PROPERTY ACQUIRED BY DEED OR	
Parks, Playgrounds, Shade Trees				FORECLOSURE	
Land Reclamation & Conservation				Balance January 1, 1993	
Other Recreational Services				Transfers From Taxes or Liens	
EDUCATION (excluding schools)				Sale For Cash (1993)	
Libraries				Cancelled, Abated or Adjusted (1993)	
Other Educational Services				Balance December 31, 1993	
STATUTORY EXPENDITURES				CURRENT FINANCES DECEMBER 31, 1993	
Pensions & F. I. C. A.	500.00			ASSETS	
Employee Fringe Benefits				Cash Dec. 31, 1993	61,931.93
Other Statutory Expenditures	100.00			Taxes Receivable	45,202.36
CETA And Other Public Employment Programs				Tax Title Liens	10,468.98
MUNICIPAL FUNCTIONS	96,459.91			Foreclosed Property	
CAPITAL IMPROVEMENTS	18,000.00			Emergencies & Other Deferred Charges	750.76
DEBT SERVICE				State and Federal Aid Receivable	21,098.12
Principal Payments				Other Receivables	100.20
Interest Payments				Total	139,552.33
DEFERRED CHARGES	687.50			LIABILITIES, RESERVES, AND SURPLUS	
SCHOOL, COUNTY, SPECIAL DISTRICT TAXES	360,391.41			Cash Liabilities	20,540.27
RESERVE FOR UNCOLLECTED TAXES	50,902.74			Reserves for Receivables	76,293.44
EXPENDITURES	508,441.56			Surplus Dec. 31, 1993	42,728.62
				Total	139,552.33

1528

Population 1990 1,352
 Population 1993 1,266
 S & P Rating
 Moody Rating

General Tax Rate Per \$100. 1.33
 State Equalized Tax Rate 1.36

SHIP BOTTOM BOROUGH - OCEAN COUNTY

Form of Government:

Borough Council

Number of Members on Governing Body - 6

PER CAPITA:

Gross Debt 1,615.19
 Net Debt 1,358.90
 Debt Service 159.84
 Total Tax Levy 3,906.03
 Municipal Expenditures 2,927.39

PER CENT:

Gross Debt .57
 Net Debt .48
 Tax Levy Collected 95.04
 Tax Levy Cancelled, Abated or Adjusted

EXPENDITURES	REVENUES-REALIZED	1993 PROPERTY TAX
GENERAL GOVERNMENT		STATE EQUALIZED TAX RATE →
Governing Body & Public Boards	1993 Property Taxes Collected 4,699,866.04	Local District School Taxes
Municipal Clerk	1993 Payments in Lieu of Taxes	Regional & Consolidated School Tax .28 999,855.11
Financial Administration 48,400.00	Delinquent Tax & Lien Collections 297,620.60	School Taxes in Municipal Budget .10 377,855.85
Assessment of Taxes 46,500.00	Business Personalty Replacement Taxes 23,691.80	County Taxes .43 1,545,971.50
Collection of Taxes 53,000.00	Taxes From Public Utilities 265,370.00	County Library Taxes .04 134,859.50
Planning, Hausing & Development 59,200.00	Other Miscellaneous Tax Revenues	Local Municipal Purpose Taxes .51 1,861,200.00
Human Resources 33,890.27	State Aid Revenues 66,464.45	Veteran & Senior Citizen Taxes 31,000.00
Elections	Federal Aid Revenues	Total Taxes for Rate Computation 1.36 4,950,741.96
General Administration (other) 371,133.40	Sale of Acquired Property	Special District Taxes
JUDICIARY	Other Miscellaneous Revenues	Bank Corp. Taxes
Municipal Courts 52,500.00	Total 721,494.45	Added and Omitted Taxes 25,286.24
PUBLIC SAFETY	Prior Years Surplus Appropriated 999,500.00	Total Taxes Levied - ABSTRACT 4,945,028.20
Fire Protection 45,707.60	REVENUES TOTAL 7,074,005.34	Total Taxes Billed 4,945,028.20
Police Protection 730,427.18	Reserve For Uncollected Taxes 339,690.00	1993 TAXES COLLECTED 4,699,866.04
Civil Defense & Disaster Control 4,500.00	CAPITAL OUTLAY TOTAL 77,004.42	1993 Taxes Cancelled, Abated or Adjusted
Environmental Inspection & Control 34,900.00	Public Enterprises	Transfer to Tax Title Liens or Foreclosed
Other Public Safety	Recreation-Culture	Balance Outstanding Dec. 31, 1993 245,144.16
PUBLIC WORKS	Public Works 29,389.27	PRIOR YEARS TAXES OUTSTANDING
Streets and Drainage 199,000.00	Buildings and Grounds 47,615.15	Balance January 1, 1993 300,473.42
Sewers and Sewage Processing 68,200.00	Library and Education	Collected in 1993 293,062.56
Garbage and Trash Disposal 366,900.00	Conservation	Cancelled, Abated or Adjusted 1993
Public Buildings and Grounds 45,600.00	All Other	Transfers to Tax Title Liens or Foreclosed
Other Public Works		Balance December 31, 1993 7,410.85
HEALTH and WELFARE		TAX TITLE LIENS OUTSTANDING
Health Services Except Environmental 33,800.00		Balance January 1, 1993 62,827.50
Welfare-Public Assistance 2,100.00		Transfer From Taxes
Hospital, Clinics, First Aid 3,500.00		Redeemed in 1993 4,553.04
Animal, Insect, & Rodent Control 12,000.00		Cancelled, Abated or Adjusted (1993)
Other Welfare Services		Transfer to Foreclosed Property
RECREATION and CONSERVATION		Balance December 31, 1993 58,269.46
Beaches and Boardwalks 259,500.00		PROPERTY ACQUIRED BY DEED OR
Parks, Playgrounds, Shade Trees		FORECLOSURE
Land Reclamation & Conservation		Balance January 1, 1993 20,010.00
Other Recreational Services 24,000.00		Transfers From Taxes or Liens
EDUCATION (excluding schools)		Sale For Cash (1993)
Libraries		Cancelled, Abated or Adjusted (1993)
Other Educational Services 300.00		Balance December 31, 1993 20,010.00
STATUTORY EXPENDITURES		CURRENT FINANCES DECEMBER 31, 1993
Pensions & F. I. C. A. 213,000.00		ASSETS
Employee Fringe Benefits 270,000.00		Cash Dec. 31, 1993 2,229,655.95
Other Statutory Expenditures 4,000.00		Taxes Receivable 252,575.02
CETA And Other Public Employment Programs		Tax Title Liens 58,269.46
MUNICIPAL FUNCTIONS TOTAL 2,982,058.45		Foreclosed Property 20,010.00
CAPITAL IMPROVEMENTS *ME40* 88,000.00		Emergencies & Other Deferred Charges 68,541.00
DEBT SERVICE		State and Federal Aid Receivable
Principal Payments 103,719.59		Other Receivables 94,703.80
Interest Payments 98,640.62		Total 2,723,755.23
DEFERRED CHARGES 181,962.00		LIABILITIES, RESERVES, AND SURPLUS
SCHOOL, COUNTY, SPECIAL DISTRICT TAXES 3,058,541.96		Cash Liabilities 1,355,559.14
RESERVE FOR UNCOLLECTED TAXES 339,690.00		Reserves for Receivables 425,553.28
EXPENDITURES TOTAL 6,764,612.62		Surplus Dec. 31, 1993 942,637.81
		Total 2,723,755.23

1345

Population 1990 3,096
 Population 1993 3,235
 S & P Rating
 Moody Rating A

General Tax Rate Per \$100. 1.98
 State Equalized Tax Rate 2.14

SHREWSBURY BORO. - MONMOUTH CO.

Form of Government:

Borough Council

Number of Members on Governing Body - 6

PER CAPITA
 Gross Debt 1,467.35
 Net Debt 984.40
 Debt Service 250.39
 Total Tax Levy 2,662.65
 Municipal Expenditures 1,341.05

PER CENT:
 Gross Debt 1.18
 Net Debt .79
 Tax Levy Collected 95.83
 Tax Levy Cancelled, Abated or Adjusted

EXPENDITURES	REVENUES-REALIZED	1993 PROPERTY TAX
GENERAL GOVERNMENT		STATE EQUALIZED TAX RATE
Governing Body & Public Boards		Local District School Taxes .70
Municipal Clerk		Regional & Consolidated School Tax .40
Financial Administration 20,120.00	1993 Property Taxes Collected 8,254,756.13	School Taxes in Municipal Budget *
Assessment of Taxes 29,465.00	1993 Payments in Lieu of Taxes	County Taxes .46
Collection of Taxes 91,920.00	Delinquent Tax & Lien Collections 244,072.86	County Library Taxes .02
Planning, Housing & Development 29,300.00	Business Personalty Replacement Taxes 88,329.76	Local Municipal Purpose Taxes .56
Human Resources 47,100.00	Taxes From Public Utilities 367,122.00	Veteran & Senior Citizen Taxes 20,350.00
Elections	Other Miscellaneous Tax Revenues	Total Taxes for Rate Computation 2.14
General Administration (other) 373,750.00	State Aid Revenues 125,056.10	Special District Taxes
JUDICIARY	Federal Aid Revenues	Bank Corp. Taxes
Municipal Courts 77,740.80		Added and Omitted Taxes 10,583.60
PUBLIC SAFETY	Sale of Acquired Property	Total Taxes Levied - ABSTRACT 8,613,671.29
Fire Protection 90,095.38	Other Miscellaneous Revenues	Total Taxes Billed 8,613,671.29
Police Protection 997,063.05		1993 TAXES COLLECTED 8,254,756.13
Civil Defense & Disaster Control 24,900.00	Prior Years Surplus Appropriated 1,000,000.00	1993 Taxes Cancelled, Abated or Adjusted
Environmental Inspection & Control 32,895.00	REVENUES TOTAL 10,523,058.09	Transfer to Tax Title Liens or Foreclosed
Other Public Safety	Reserve For Uncollected Taxes 349,827.07	Balance Outstanding Dec. 31, 1993 358,915.16
PUBUC WORKS	CAPITAL OUTLAY TOTAL 484,134.23	PRIOR YEARS TAXES OUTSTANDING
Streets and Drainage 343,384.00	Public Enterprises	Balance January 1, 1993 278,416.62
Sewers and Sewage Processing 99,850.00	Recreation-Culture 70,390.05	Collected in 1993 244,072.86
Garbage and Trash Disposal 222,629.00	Public Works 356,883.98	Cancelled, Abated or Adjusted 1993
Public Buildings and Grounds 14,350.00	Buildings and Grounds 56,860.20	Transfers to Tax Title Liens or Foreclosed
Other Public Works 33,000.00	Library and Education	Balance December 31, 1993 34,343.76
HEALTH and WELFARE	Conservation	TAX TITLE LIENS OUTSTANDING
Health Services Except Environmental 24,035.00	All Other	Balance January 1, 1993 324.95
Welfare-Public Assistance 3,150.00		Transfer From Taxes
Hospital, Clinics, First Aid	CAPITAL DEBT AUTHORIZED, DECEMBER 31, 1993	Redeemed In 1993
Animal, Insect, & Rodent Control	ISSUED AND UNISSUED GROSS DEBT NET DEBT	Cancelled, Abated or Adjusted (1993)
Other Welfare Services	School 1,562,345	Transfer to Foreclosed Property
RECREATION and CONSERVATION	Self-Liquidating 3,184,530	Balance December 31, 1993 324.95
Beaches and Boardwalks	Other 4,746,875	PROPERTY ACQUIRED BY DEED OR
Parks, Playgrounds, Shade Trees 41,250.00	Total 4,746,875	FORECLOSURE
Land Reclamation & Conservation 600.00	ISSUED AND OUTSTANDING	Balance January 1, 1993
Other Recreational Services 1,000.00	School 1,562,345.94	Transfers From Taxes or Liens
EDUCATION (excluding schools)	Self-Liquidating	Sale For Cash (1993)
Libraries	Other 2,979,000.00	Cancelled, Abated or Adjusted (1993)
Other Educational Services	Total 4,541,345.94	Balance December 31, 1993
STATUTORY EXPENDITURES	EQUALIZED VALUATION BASIS	CURRENT FINANCES DECEMBER 31, 1993
Pensions & F. I. C. A. 171,614.00	FOR NET DEBT COMPUTATION 401,426,676	ASSETS
Employee Fringe Benefits 380,500.00	REAL PROPERTY VALUATIONS	Cash Dec. 31, 1993 1,805,124.07
Other Statutory Expenditures	Code Class # of Parcels % VALN ASSESSED VALUATION	Taxes Receivable 393,258.92
CETA And Other Public Employment Programs 3,149,711.23	1 Vacant Land 58 2.63 11,337,700.00	Tax Title Liens 324.95
MUNICIPAL FUNCTIONS TOTAL *MEMO* 20,000.00	2 Residential 1130 57.13 246,107,200.00	Foreclosed Property
CAPITAL IMPROVEMENTS	3 Farm 2 .10 420,600.00	Emergencies & Other Deferred Charges 61,520.00
DEBT SERVICE	4a Commercial 166 40.14 172,918,800.00	State and Federal Aid Receivable
Principal Payments 645,000.00	4b Industrial	Other Receivables 23,473.18
Interest Payments 166,622.50	4c Apartments	Total 2,283,701.12
DEFERRED CHARGES 27,130.00	Total 1356 430,784,300.00	LIABILITIES, RESERVES, AND SURPLUS
SCHOOL, COUNTY, SPECIAL DISTRICT TAXES 6,376,134.14	Land Area 2.30 Sq. Miles	Cash Liabilities 805,969.14
RESERVE FOR UNCOLLECTED TAXES 349,827.07	Net Valuation Taxable-Municipal 434,284,074	Reserves for Receivables 417,057.05
EXPENDITURES TOTAL 10,714,424.94	Net Valuation Taxable-County 407,422,111	Surplus Dec. 31, 1993 1,060,674.93
	State Equalized Valuation 401,195,767	Total 2,283,701.12
	State Equalization Ratio 108.32	

1346

Population 1990 1,098
 Population 1993 1,281
 S & P Rating
 Moody Rating

General Tax Rate Per \$100.

3.47

State Equalized Tax Rate

3.29

SHREWSBURY TWP. - MONMOUTH CO.

Form of Government

Township Committee

Number of Members on Governing Body - 3

PER CAPITA:

Grass Debt 146.87
 Net Debt 146.87
 Debt Service 19.37
 Total Tax Levy 739.86
 Municipal Expenditures 438.25

PER CENT:

Grass Debt .62
 Net Debt .62
 Tax Levy Collected 99.28
 Tax Levy Cancelled, Abated
 or Adjusted

EXPENDITURES		REVENUES-REALIZED		1993 PROPERTY TAX	
GENERAL GOVERNMENT				STATE EQUALIZED TAX RATE 1.29	
Governing Body & Public Boards		1993 Property Taxes Collected	940,904.35	Local District School Taxes	372,685.65
Municipal Clerk		1993 Payments in Lieu of Taxes		Regional & Consolidated School Tax	128,273.18
Financial Administration	15,942.00	Delinquent Tax & Lien Collections	3,303.49	School Taxes in Municipal Budget	*
Assessment of Taxes	5,411.00	Business Personalty Replacement Taxes	749.00	County Taxes	132,014.07
Collection of Taxes	4,741.00	Taxes From Public Utilities	41,598.00	County Library Taxes	5,428.33
Planning, Housing & Development		Other Miscellaneous Tax Revenues		Local Municipal Purpose Taxes	309,355.00
Human Resources	4,126.00	State Aid Revenues	104,773.19	Veteran & Senior Citizen Taxes	6,850.00
Elections	1,113.00	Federal Aid Revenues	4,592.00	Total Taxes for Rate Computation	954,606.23
General Administration (other)	137,952.00			Special District Taxes	
JUDICIARY		Sale of Acquired Property		Bank Corp. Taxes	
Municipal Courts	7,600.00	Other Miscellaneous Revenues	18,340.76	Added and Omitted Taxes	
PUBLIC SAFETY		Total	1,114,260.79	Total Taxes Levied - ABSTRACT	947,756.23
Fire Protection	6,863.00	Prior Years Surplus Appropriated	78,000.00	Total Taxes Billed	947,756.23
Police Protection	4,550.00	REVENUES TOTAL	1,192,260.79	1993 TAXES COLLECTED	940,904.35
Civil Defense & Disaster Control	3,500.00	Reserve For Uncollected Taxes	4,533.74	1993 Taxes Cancelled, Abated or Adjusted	
Environmental Inspection & Control	6,888.00			Transfer to Tax Title Liens or Foreclosed	
Other Public Safety		CAPITAL OUTLAY TOTAL		Balance Outstanding Dec. 31, 1993	6,851.88
PUBLIC WORKS				PRIOR YEARS TAXES OUTSTANDING	
Streets and Drainage	62,823.00	Public Enterprises		Balance January 1, 1993	3,303.49
Sewers and Sewage Processing	83,245.00	Recreation-Culture		Collected in 1993	3,303.49
Garbage and Trash Disposal	95,200.00	Public Works		Cancelled, Abated or Adjusted 1993	
Public Buildings and Grounds	28,100.00	Buildings and Grounds		Transfers to Tax Title Liens or Foreclosed	
Other Public Works		Library and Education		Balance December 31, 1993	
HEALTH and WELFARE		Conservation		TAX TITLE LIENS OUTSTANDING	
Health Services Except Environmental	11,120.00	All Other		Balance January 1, 1993	
Welfare-Public Assistance				Transfer From Taxes	
Hospital, Clinics, First Aid	1,000.00	CAPITAL DEBT AUTHORIZED, DECEMBER 31, 1993		Redeemed In 1993	
Animal, Insect, & Rodent Control		ISSUED AND UNISSUED GROSS DEBT NET DEBT		Cancelled, Abated or Adjusted (1993)	
Other Welfare Services		School		Transfer to Foreclosed Property	
RECREATION and CONSERVATION		Self-Liquidating		Balance December 31, 1993	
Beaches and Boardwalks	9,290.00	Other	188,142	PROPERTY ACQUIRED BY DEED OR	
Parks, Playgrounds, Shade Trees	16,387.59	Total	188,142	FORECLOSURE	
Land Reclamation & Conservation	1,300.00	ISSUED AND OUTSTANDING		Balance January 1, 1993	
Other Recreational Services		School		Transfers From Taxes or Liens	
EDUCATION (excluding schools)		Self-Liquidating		Sale For Cash (1993)	
Libraries		Other	88,157.00	Cancelled, Abated or Adjusted (1993)	
Other Educational Services		Total	88,157.00	Balance December 31, 1993	
STATUTORY EXPENDITURES		EQUALIZED VALUATION BASIS		CURRENT FINANCES DECEMBER 31, 1993	
Pensions & F. I. C. A.	13,500.00	FOR NET DEBT COMPUTATION	30,438,422	ASSETS	
Employee Fringe Benefits	9,300.00	REAL PROPERTY VALUATIONS		Cash Dec. 31, 1993	129,395.55
Other Statutory Expenditures		Code Class # of Parcels % VAL'N ASSESSED VALUATION		Taxes Receivable	6,851.83
CETA And Other Public Employment Programs		1 Vacant Land		Tax Title Liens	
MUNICIPAL FUNCTIONS TOTAL	529,951.59	2 Residential 122 33.42	9,103,800.00	Foreclosed Property	
CAPITAL IMPROVEMENTS *MEMO*	100.00	3 Farm		Emergencies & Other Deferred Charges	15,431.00
DEBT SERVICE		4a Commercial		State and Federal Aid Receivable	
Principal Payments	20,996.76	4b Industrial		Other Receivables	697.23
Interest Payments	3,816.50	4c Apartments 269 66.58	18,138,400.00	Total	152,375.66
		Total 391	27,242,200.00	LIABILITIES, RESERVES, AND SURPLUS	
DEFERRED CHARGES	2,100.00	Land Area .09 Sq. Miles		Cash Liabilities	67,906.62
SCHOOL, COUNTY, SPECIAL DISTRICT TAXES	638,401.23	Net Valuation Taxable-Municipal	27,306,192	Reserves for Receivables	7,549.11
RESERVE FOR UNCOLLECTED TAXES	4,533.74	Net Valuation Taxable-County	30,354,522	Surplus Dec. 31, 1993	76,919.93
EXPENDITURES TOTAL	1,199,799.82	State Equalized Valuation	28,836,911	Total	152,375.66
		State Equalization Ratio	94.68		

0431

Population 1990

5,440

Population 1993

5,389

S & P Rating

Moody Rating

BAA

General Tax Rate Per \$100.

4.46

State Equalized Tax Rate

2.94

SOMERDALE BOROUGH - CAMDEN CO.

Form of Government:

Borough Council

Number of Members on Governing Body - 6

PER CAPITA:

Gross Debt

634.77

Net Debt

464.27

Debt Service

74.40

Total Tax Levy

1,118.69

Municipal Expenditures

562.56

PER CENT:

Gross Debt

1.81

Net Debt

1.23

Tax Levy Collected

93.20

Tax Levy Cancelled, Abated

or Adjusted

1.17

EXPENDITURES		REVENUES-REALIZED		1993 PROPERTY TAX	
GENERAL GOVERNMENT				STATE EQUALIZED TAX RATE	
Governing Body & Public Boards		1993 Property Taxes Collected	5,621,376.59	Local District School Taxes	.86
Municipal Clerk		1993 Payments in Lieu of Taxes		Regional & Consolidated School Tax	.54
Financial Administration	69,721.00	Delinquent Tax & Lien Collections	390,685.88	School Taxes in Municipal Budget	
Assessment of Taxes	11,278.00	Business Personalty Replacement Taxes	41,001.80	County Taxes	.82
Collection of Taxes	63,193.00	Taxes From Public Utilities	350,743.00	County Library Taxes	.03
Planning, Housing & Development	23,008.00	Other Miscellaneous Tax Revenues		Local Municipal Purpose Taxes	.69
Human Resources	40,340.14	State Aid Revenues	404,296.88	Veteran & Senior Citizen Taxes	
Elections	5,000.00	Federal Aid Revenues		Total Taxes for Rate Computation	2.94
General Administration (other)	258,220.10			Special District Taxes	
JUDICIARY				Bank Corp. Taxes	
Municipal Courts	84,236.62	Sale of Acquired Property		Added and Omitted Taxes	
PUBLIC SAFETY		Other Miscellaneous Revenues	303,912.61	Total Taxes Levied - ABSTRACT	6,028,600.07
Fire Protection	87,746.34		7,112,016.76	Total Taxes Billed	6,031,607.18
Police Protection	462,631.88	Prior Years Surplus Appropriated	350,000.00	1993 TAXES COLLECTED	5,621,376.59
Civil Defense & Disaster Control	1,700.00	REVENUES	7,462,016.76	1993 Taxes Cancelled, Abated or Adjusted	70,304.02
Environmental Inspection & Control	65,785.00	Reserve For Uncollected Taxes	508,935.16	Transfer to Tax Title Liens or Foreclosed	7,493.01
Other Public Safety		CAPITAL OUTLAY	526,192.17	Balance Outstanding Dec. 31, 1993	332,433.56
PUBLIC WORKS		TOTAL		PRIOR YEARS TAXES OUTSTANDING	
Streets and Drainage	95,635.00	Public Enterprises		Balance January 1, 1993	407,049.63
Sewers and Sewage Processing		Recreation-Culture		Collected in 1993	370,454.62
Garbage and Trash Disposal	455,494.67	Public Works		Cancelled, Abated or Adjusted 1993	53.55
Public Buildings and Grounds	57,170.00	Buildings and Grounds	526,192.17	Transfers to Tax Title Liens or Foreclosed	
Other Public Works		Library and Education		Balance December 31, 1993	36,541.46
HEALTH and WELFARE		Conservation		TAX TITLE LIENS OUTSTANDING	
Health Services Except Environmental	3,400.00	All Other		Balance January 1, 1993	76,485.66
Welfare-Public Assistance	6,663.00			Transfer From Taxes	7,493.01
Hospital, Clinics, First Aid		CAPITAL DEBT AUTHORIZED, DECEMBER 31, 1993		Redeemed In 1993	20,231.26
Animal, Insect, & Rodent Control	4,000.00	ISSUED AND UNISSUED		Cancelled, Abated or Adjusted (1993)	13,424.20
Other Welfare Services		School	1,120,719	Transfer to Foreclosed Property	
RECREATION and CONSERVATION		Self-Liquidating	40,000	Balance December 31, 1993	50,323.21
Beaches and Boardwalks		Other	2,529,500	PROPERTY ACQUIRED BY DEED OR	
Parks, Playgrounds, Shade Trees		Total	3,690,219	FORECLOSURE	
Land Reclamation & Conservation	1,000.00	ISSUED AND OUTSTANDING		Balance January 1, 1993	19,880.00
Other Recreational Services	14,600.00	School	1,120,719.02	Transfers From Taxes or Liens	
EDUCATION (excluding schools)		Self-Liquidating	40,000.00	Sale For Cash (1993)	
Libraries	6,000.00	Other	1,679,000.00	Cancelled, Abated or Adjusted (1993)	
Other Educational Services		Total	2,839,719.02	Balance December 31, 1993	19,880.00
STATUTORY EXPENDITURES		EQUALIZED VALUATION BASIS		CURRENT FINANCES DECEMBER 31, 1993	
Pensions & F. I. C. A.	102,039.92	FOR NET DEBT COMPUTATION	204,097.816	ASSETS	
Employee Fringe Benefits	195,821.00	REAL PROPERTY VALUATIONS		Cash Dec. 31, 1993	961,012.56
Other Statutory Expenditures	2,457.66	Code Class # of Parcels % VAL'N	ASSESSED VALUATION	Taxes Receivable	368,975.02
CETA And Other Public Employment Programs		1 Vacant Land 160 1.84	2,461,200.00	Tax Title Liens	50,323.21
MUNICIPAL FUNCTIONS		2 Residential 1660 68.82	92,257,150.00	Foreclosed Property	19,880.00
CAPITAL IMPROVEMENTS	2,117,141.33	3 Farm		Emergencies & Other Deferred Charges	10,000.00
DEBT SERVICE	16,033.83	4a Commercial 122 19.62	26,301,300.00	State and Federal Aid Receivable	
Principal Payments	255,000.00	4b Industrial 41 6.02	8,068,350.00	Other Receivables	602,125.12
Interest Payments	145,916.47	4c Apartments 7 3.70	4,962,200.00	Total	2,012,315.91
		Total 1990	134,050,200.00	LIABILITIES, RESERVES, AND SURPLUS	
DEFERRED CHARGES	4,669.24	Land Area 1.36 Sq. Miles		Cash Liabilities	501,925.36
SCHOOL, COUNTY, SPECIAL DISTRICT TAXES	4,596,802.22	Net Valuation Taxable-Municipal	134,679,948	Reserves for Receivables	1,041,303.35
RESERVE FOR UNCOLLECTED TAXES	508,935.16	Net Valuation Taxable-County	210,452,790	Surplus Dec. 31, 1993	469,047.20
EXPENDITURES	7,628,464.42	State Equalized Valuation	204,322,500	Total	2,012,315.91
TOTAL		State Equalization Ratio	65.81		

0121

Population 1990 11,215
 Population 1993 11,362
 S & P Rating A
 Moody Rating

General Tax Rate Per \$100. 3.05
 State Equalized Tax Rate 2.40

SOMERS POINT CITY - ATLANTIC COUNTY

Form of Government:

City Charter Act (P.L. 1897 c. 30)
 Number of Members on Governing Body - 7

PER CAPITA.

Gross Debt 559.76
 Net Debt 383.42
 Debt Service 77.91
 Total Tax Levy 1,278.41
 Municipal Expenditures 614.20

PER CENT.

Gross Debt 1.04
 Net Debt .71
 Tax Levy Collected 95.02
 Tax Levy Cancelled, Abated or Adjusted .43

EXPENDITURES		REVENUES-REALIZED		1993 PROPERTY TAX	
GENERAL GOVERNMENT		1993 Property Taxes Collected		STATE EQUALIZED TAX RATE	
Governing Body & Public Baards	122,976.00	1993 Payments in Lieu of Taxes	13,803,004.81	Local District School Taxes	.79
Municipal Clerk	65,573.59	Delinquent Tax & Lien Collections	326.70	Regional & Consolidated School Tax	.46
Financial Administration	34,825.00	Business Personalty Replacement Taxes	912,478.01	School Taxes in Municipal Budget	
Assessment of Taxes	66,543.47	Taxes From Public Utilities	82,525.38	County Taxes	.50
Collection of Taxes	56,741.44	Other Miscellaneous Tax Revenues	639,921.02	County Library Taxes	.03
Planning, Housing & Development	93,487.00	State Aid Revenues	780,177.37	Local Municipal Purpose Taxes	.62
Human Resources		Federal Aid Revenues		Veteran & Senior Citizen Taxes	
Elections				Total Taxes for Rate Computation	2.40
General Administration (other)	590,110.20			Special District Taxes	
JUDICIARY		Sale of Acquired Property		Bank Corp. Taxes	
Municipal Courts	86,994.00	Other Miscellaneous Revenues	696,017.98	Added and Omitted Taxes	
PUBLIC SAFETY				Total Taxes Levied - ABSTRACT	14,699,748.88
Fire Protection	186,837.32			Total Taxes Billed	14,525,793.59
Police Protection	1,412,354.91	Prior Years Surplus Appropriated	175,000.00	1993 TAXES COLLECTED	13,803,004.81
Civil Defense & Disaster Control	3,417.27	REVENUES TOTAL	17,089,451.27	1993 Taxes Cancelled, Abated or Adjusted	62,994.18
Environmental Inspection & Control	49,475.00	Reserve For Uncollected Taxes	1,186,582.94	Transfer to Tax Title Liens or Foreclosed	2,241.03
Other Public Safety		CAPITAL OUTLAY TOTAL	791,860.78	Balance Outstanding Dec. 31, 1993	657,553.57
PUBLIC WORKS				PRIOR YEARS TAXES OUTSTANDING	
Streets and Drainage	252,695.00	Public Enterprises		Balance January 1, 1993	1,205,241.96
Sewers and Sewage Processing	712,290.22	Recreation-Culture	544,654.28	Collected in 1993	912,478.01
Garbage and Trash Disposal		Public Works	153,543.26	Cancelled, Abated or Adjusted 1993	22,168.10
Public Buildings and Grounds	41,629.60	Buildings and Grounds	93,663.24	Transfers to Tax Title Liens or Foreclosed	11,094.54
Other Public Works	331,246.00	Library and Education		Balance December 31, 1993	259,501.31
HEALTH and WELFARE		Conservation		TAX TITLE LIENS OUTSTANDING	
Health Services Except Environmental		All Other		Balance January 1, 1993	23,331.04
Welfare-Public Assistance	7,222.96	CAPITAL DEBT AUTHORIZED, DECEMBER 31, 1993		Transfer From Taxes	13,335.57
Hospital, Clinics, First Aid		ISSUED AND UNISSUED		Redeemed In 1993	
Animal, Insect, & Rodent Control	5,333.28	School		Cancelled, Abated or Adjusted (1993)	
Other Welfare Services		Self-Liquidating		Transfer to Foreclosed Property	
RECREATION and CONSERVATION		Other	6,348,804	Balance December 31, 1993	36,666.61
Beaches and Boardwalks		Total	6,348,804	PROPERTY ACQUIRED BY DEED OR FORECLOSURE	
Parks, Playgrounds, Shade Trees	52,068.00			Balance January 1, 1993	13,412.50
Land Reclamation & Conservation	398.00	ISSUED AND OUTSTANDING		Transfers From Taxes or Liens	
Other Recreational Services		School		Sale For Cash (1993)	
EDUCATION (excluding schools)		Self-Liquidating		Cancelled, Abated or Adjusted (1993)	
Libraries		Other	6,367,034.14	Balance December 31, 1993	13,412.50
Other Educational Services		Total	6,367,034.14	CURRENT FINANCES DECEMBER 31, 1993	
STATUTORY EXPENDITURES		EQUALIZED VALUATION BASIS FOR NET DEBT COMPUTATION	610,183,367	ASSETS	
Pensions & F. I. C. A.	199,021.26	REAL PROPERTY VALUATIONS		Cash Dec. 31, 1993	1,070,388.98
Employee Fringe Benefits	442,000.00	Code Class # of Parcels % VAL'N ASSESSED VALUATION		Taxes Receivable	917,054.88
Other Statutory Expenditures		1 Vacant Land 327 3.11	16,575,700.00	Tax Title Liens	36,666.61
CETA And Other Public Employment Programs		2 Residential 3717 68.81	322,511,700.00	Foreclosed Property	13,412.50
MUNICIPAL FUNCTIONS TOTAL	4,809,239.52	3 Farm		Emergencies & Other Deferred Charges	
CAPITAL IMPROVEMENTS *ME#10*	12,500.00	4a Commercial 224 20.83	97,645,000.00	State and Federal Aid Receivable	273,211.15
DEBT SERVICE		4b Industrial		Other Receivables	202,581.61
Principal Payments	613,758.84	4c Apartments 29 7.24	33,951,300.00	Total	2,513,315.73
Interest Payments	269,858.00	Total 4297	468,684,200.00	LIABILITIES, RESERVES, AND SURPLUS	
DEFERRED CHARGES	86,852.21	Land Area 4.08 Sq. Miles		Cash Liabilities	961,244.62
SCHOOL, COUNTY, SPECIAL DISTRICT TAXES	10,715,712.36	Net Valuation Taxable-Municipal	474,869,074	Reserves for Receivables	1,169,715.60
RESERVE FOR UNCOLLECTED TAXES	1,186,582.94	Net Valuation Taxable-County	616,362,589	Surplus Dec. 31, 1993	382,355.51
EXPENDITURES TOTAL	17,682,003.87	State Equalized Valuation	601,263,848	Total	2,513,315.73
		State Equalization Ratio	78.76		

*Includes County Health Services Taxes, County Vocational School Taxes, or County Open Space Tax. See Table 13.

1818

Population 1990 11,632
 Population 1993 12,064
 S & P Rating
 Moody Rating A1

General Tax Rate Per \$100.
3.83
 State Equalized Tax Rate
2.79

SOMERVILLE BOROUGH - SOMERSET CO.

Form of Government:

Borough Council

Number of Members on Governing Body - 6

PER CAPITA:

Gross Debt 1,032.31
 Net Debt 769.21
 Debt Service 51.38
 Total Tax Levy 1,517.78
 Municipal Expenditures 796.44

PER CENT:

Gross Debt 1.91
 Net Debt 1.42
 Tax Levy Collected 94.14
 Tax Levy Cancelled, Abated or Adjusted .29

EXPENDITURES		REVENUES-REALIZED		1993 PROPERTY TAX	
GENERAL GOVERNMENT				STATE EQUALIZED TAX RATE	
Governing Body & Public Boards		1993 Property Taxes Collected	17,269,895.09	Local District School Taxes	1.57
Municipal Clerk		1993 Payments in Lieu of Taxes	135,731.13	Regional & Consolidated School Tax	
Financial Administration	88,585.39	Delinquent Tax & Lien Collections	929,342.55	School Taxes in Municipal Budget	
Assessment of Taxes	51,544.21	Business Personalty Replacement Taxes	252,385.28	County Taxes	.42
Collection of Taxes	48,758.17	Taxes From Public Utilities	1,070,809.00	County Library Taxes	
Planning, Housing & Development	60,919.96	Other Miscellaneous Tax Revenues		Local Municipal Purpose Taxes	.79
Human Resources	107,534.00	State Aid Revenues	630,785.34	Veteran & Senior Citizen Taxes	
Elections	5,930.45	Federal Aid Revenues		Total Taxes for Rate Computation	2.78
General Administration (other)	1,096,290.08			Special District Taxes	
JUDICIARY				Bank Corp. Taxes	
Municipal Courts	156,038.99	Sale of Acquired Property		Added and Omitted Taxes	
PUBLIC SAFETY		Other Miscellaneous Revenues	1,405,831.35	Total Taxes Levied - ABSTRACT	18,310,456.08
Fire Protection	238,339.65			Total Taxes Billed	18,344,862.20
Police Protection	2,376,663.84	Prior Years Surplus Appropriated	800,000.00	1993 TAXES COLLECTED	17,269,895.09
Civil Defense & Disaster Control	2,327.00	REVENUES	22,494,779.74	1993 Taxes Cancelled, Abated or Adjusted	51,851.41
Environmental Inspection & Control	129,560.48	Reserve For Uncollected Taxes	1,197,637.00	Transfer to Tax Title Liens or Foreclosed	52,088.00
Other Public Safety		CAPITAL OUTLAY	TOTAL	Balance Outstanding Dec. 31, 1993	971,027.70
PUBLIC WORKS			1,876,290.88	PRIOR YEARS TAXES OUTSTANDING	
Streets and Drainage	765,089.22	Public Enterprises	41,550.36	Balance January 1, 1993	988,308.59
Sewers and Sewage Processing	85,966.67	Recreation-Culture		Collected in 1993	920,282.11
Garbage and Trash Disposal	661,002.45	Public Works	472,958.48	Cancelled, Abated or Adjusted 1993	4,277.40
Public Buildings and Grounds	188,889.31	Buildings and Grounds	1,361,782.04	Transfers to Tax Title Liens or Foreclosed	13,125.00
Other Public Works		Library and Education		Balance December 31, 1993	50,624.08
HEALTH and WELFARE		Conservation		TAX TITLE LIENS OUTSTANDING	
Health Services Except Environmental	194,487.98	All Other		Balance January 1, 1993	117,778.25
Welfare-Public Assistance	55,116.00			Transfer From Taxes	68,554.50
Hospital, Clinics, First Aid		CAPITAL DEBT AUTHORIZED, DECEMBER 31, 1993		Redeemed In 1993	9,060.44
Animal, Insect, & Rodent Control	28,523.20	ISSUED AND UNISSUED	GROSS DEBT	Cancelled, Abated or Adjusted (1993)	
Other Welfare Services		School	2,439,000	Transfer to Foreclosed Property	
RECREATION and CONSERVATION		Self-Liquidating	741,092	Balance December 31, 1993	177,272.31
Beaches and Boardwalks		Other	9,279,696	PROPERTY ACQUIRED BY DEED OR FORECLOSURE	
Parks, Playgrounds, Shade Trees	26,658.00	Total	12,459,788	Balance January 1, 1993	4,800.00
Land Reclamation & Conservation				Transfers From Taxes or Liens	
Other Recreational Services	131,651.95	ISSUED AND OUTSTANDING		Sale For Cash (1993)	
EDUCATION (excluding schools)		School	2,439,000.00	Cancelled, Abated or Adjusted (1993)	
Libraries	245,087.00	Self-Liquidating	320,000.00	Balance December 31, 1993	4,800.00
Other Educational Services		Other	5,612,000.00	CURRENT FINANCES DECEMBER 31, 1993	
STATUTORY EXPENDITURES		Total	8,371,000.00	ASSETS	
Pensions & F. I. C. A.	507,765.41	EQUALIZED VALUATION BASIS		Cash Dec. 31, 1993	1,974,108.65
Employee Fringe Benefits	530,539.54	FOR NET DEBT COMPUTATION	652,506,628	Taxes Receivable	1,021,651.78
Other Statutory Expenditures		REAL PROPERTY VALUATIONS		Tax Title Liens	177,272.31
CETA And Other Public Employment Programs		Code Class # of Parcels % VAL'N	ASSESSED VALUATION	Foreclosed Property	4,800.00
MUNICIPAL FUNCTIONS		1 Vacant Land 90 .98	4,531,470.00	Emergencies & Other Deferred Charges	
CAPITAL IMPROVEMENTS		2 Residential 2647 61.58	285,194,597.00	State and Federal Aid Receivable	10,095.42
DEBT SERVICE		3 Farm 415 27.59	127,758,950.00	Other Receivables	32,482.54
Principal Payments	355,000.00	4a Commercial 18 3.24	14,989,900.00	Total	3,220,410.70
Interest Payments	264,854.36	4b Industrial 32 6.61	30,626,700.00	LIABILITIES, RESERVES, AND SURPLUS	
		4c Apartments 3202	463,101,617.00	Cash Liabilities	842,425.52
DEFERRED CHARGES		Total		Reserves for Receivables	1,236,206.63
SCHOOL, COUNTY, SPECIAL DISTRICT TAXES	7,500.00	Land Area 2.30 Sq. Miles		Surplus Dec. 31, 1993	1,141,778.55
RESERVE FOR UNCOLLECTED TAXES	13,116,972.93	Net Valuation Taxable-Municipal	474,750,223	Total	3,220,410.70
EXPENDITURES	1,197,637.00	Net Valuation Taxable-County	657,852,372		
TOTAL	22,725,233.24	State Equalized Valuation	667,864,593		
		State Equalization Ratio	72.79		

1220

Population 1990 7,363
 Population 1993 7,845
 S & P Rating AAA
 Moody Rating AAA

General Tax Rate Per \$100. 4.19
 State Equalized Tax Rate 2.13

SOUTH AMBOY CITY - MIDD. COUNTY
 Form of Government
Mayor-Council Plan D (OMCL 50)
 Number of Members on Governing Body - 5

PER CAPITA:
 Gross Debt 3,157.93
 Net Debt 1,362.43
 Debt Service 96.96
 Total Tax Levy 949.47
 Municipal Expenditures 1,092.52

PER CENT:
 Gross Debt 7.05
 Net Debt 3.04
 Tax Levy Collected 93.05
 Tax Levy Cancelled, Abated or Adjusted

EXPENDITURES		REVENUES-REALIZED		1993 PROPERTY TAX	
GENERAL GOVERNMENT				STATE EQUALIZED TAX RATE 1.37	
Governing Body & Public Boards		1993 Property Taxes Collected	5,870,486.49	Local District School Taxes	4,801,427.00
Municipal Clerk		1993 Payments in Lieu of Taxes		Regional & Consolidated School Tax	
Financial Administration	149,278.12	Delinquent Tax & Lien Collections	379,058.38	School Taxes in Municipal Budget	
Assessment of Taxes	18,995.21	Business Personality Replacement Taxes	57,453.24	County Taxes	1,529,078.52
Collection of Taxes	46,295.45	Taxes From Public Utilities	3,634,353.00	County Library Taxes	
Planning, Housing & Development	49,822.81	Other Miscellaneous Tax Revenues		Local Municipal Purpose Taxes	1,097,531.67
Human Resources	74,797.37	State Aid Revenues	1,922,807.27	Veteran & Senior Citizen Taxes	104,650.00
Elections	5,000.00	Federal Aid Revenues		Total Taxes for Rate Computation	7,532,687.19
General Administration (other)	1,526,113.51			Special District Taxes	
JUDICIARY		Sale of Acquired Property		Bank Corp. Taxes	
Municipal Courts	101,600.00	Other Miscellaneous Revenues	1,675,089.02	Added and Omitted Taxes	20,541.19
PUBLIC SAFETY		Total	14,539,247.40	Total Taxes Levied - ABSTRACT	7,448,578.38
Fire Protection	140,292.86	Prior Years Surplus Appropriated	239,000.00	Total Taxes Billed	7,383,695.62
Police Protection	1,837,570.92	REVENUES TOTAL	14,778,247.40	1993 TAXES COLLECTED	6,870,486.49
Civil Defense & Disaster Control	3,005.44	Reserve For Uncollected Taxes	427,786.56	1993 Taxes Cancelled, Abated or Adjusted	
Environmental Inspection & Control	26,943.26	CAPITAL OUTLAY TOTAL	1,081,520.68	Transfer to Tax Title Liens or Foreclosed	
Other Public Safety				Balance Outstanding Dec. 31, 1993	513,209.13
PUBLIC WORKS		Public Enterprises	48,970.17	PRIOR YEARS TAXES OUTSTANDING	
Streets and Drainage	750,430.16	Recreation-Culture	1,023.99	Balance January 1, 1993	419,422.64
Sewers and Sewage Processing	630,675.53	Public Works	668,627.63	Collected in 1993	307,462.37
Garbage and Trash Disposal	437,557.00	Buildings and Grounds	362,898.89	Cancelled, Abated or Adjusted 1993	
Public Buildings and Grounds	373,224.37	Library and Education		Transfers to Tax Title Liens or Foreclosed	
Other Public Works		Conservation		Balance December 31, 1993	111,960.27
HEALTH and WELFARE		All Other		TAX TITLE LIENS OUTSTANDING	
Health Services Except Environmental	101,892.39			Balance January 1, 1993	228,062.30
Welfare-Public Assistance	19,463.10			Transfer From Taxes	
Hospital, Clinics, First Aid				Redeemed In 1993	71,596.01
Animal, Insect, & Rodent Control	9,750.00			Cancelled, Abated or Adjusted (1993)	
Other Welfare Services	2,000.00			Transfer to Foreclosed Property	
RECREATION and CONSERVATION				Balance December 31, 1993	156,466.29
Beaches and Boardwalks				PROPERTY ACQUIRED BY DEED OR	
Parks, Playgrounds, Shade Trees	12,600.00			FORECLOSURE	
Land Reclamation & Conservation				Balance January 1, 1993	370,000.00
Other Recreational Services	233,614.01			Transfers From Taxes or Liens	
EDUCATION (excluding schools)				Sale For Cash (1993)	
Libraries	194,000.00			Cancelled, Abated or Adjusted (1993)	
Other Educational Services				Balance December 31, 1993	370,000.00
STATUTORY EXPENDITURES				CURRENT FINANCES DECEMBER 31, 1993	
Pensions & F. I. C. A.	426,709.69			ASSETS	
Employee Fringe Benefits				Cash Dec. 31, 1993	1,775,283.34
Other Statutory Expenditures				Taxes Receivable	625,169.40
CETA And Other Public Employment Programs				Tax Title Liens	156,466.29
MUNICIPAL FUNCTIONS				Foreclosed Property	370,000.00
CAPITAL IMPROVEMENTS	35,000.00			Emergencies & Other Deferred Charges	50,000.00
DEBT SERVICE				State and Federal Aid Receivable	77,476.04
Principal Payments	130,000.00			Other Receivables	707,173.43
Interest Payments	614,932.43			Total	3,761,574.00
				LIABILITIES, RESERVES, AND SURPLUS	
DEFERRED CHARGES	221,431.86			Cash Liabilities	1,271,096.99
SCHOOL, COUNTY, SPECIAL DISTRICT TAXES	6,330,505.52			Reserves for Receivables	1,858,814.12
RESERVE FOR UNCOLLECTED TAXES	427,786.56			Surplus Dec. 31, 1993	631,662.39
EXPENDITURES TOTAL	14,901,337.57			Total	3,761,574.00

1347

Population 1990

1,482

Population 1993

1,583

S & P Rating

Moody Rating

General Tax Rate Per \$100.

1.92

State Equalized Tax Rate

2.21

SOUTH BELMAR BORO. - MONMOUTH CO.

Form of Government:

Borough Council

Number of Members on Governing Body - 6

PER CAPITA:

Gross Debt

654.06

Net Debt

642.77

Debt Service

35.05

Total Tax Levy

1,480.72

Municipal Expenditures

1,075.85

PER CENT:

Gross Debt

.98

Net Debt

.96

Tax Levy Collected

91.64

Tax Levy Cancelled, Abated

or Adjusted

1.53

EXPENDITURES		REVENUES-REALIZED		1993 PROPERTY TAX	
GENERAL GOVERNMENT				STATE EQUALIZED TAX RATE	
Governing Body & Public Boards				Local District School Taxes	1.12
Municipal Clerk				Regional & Consolidated School Tax	1,187,536.00
Financial Administration	74,623.72	1993 Property Taxes Collected		School Taxes in Municipal Budget	
Assessment of Taxes	6,296.00	1993 Payments in Lieu of Taxes		County Taxes	.44
Collection of Taxes	16,189.00	Delinquent Tax & Lien Collections		County Library Taxes	.02
Planning, Housing & Development	4,500.00	Business Personalty Replacement Taxes		Local Municipal Purpose Taxes	.63
Human Resources	62,560.70	Taxes From Public Utilities		Veteran & Senior Citizen Taxes	
Elections	550.00	Other Miscellaneous Tax Revenues		Total Taxes far Rate Computation	2.21
General Administration (other)	125,961.00	State Aid Revenues		Special District Taxes	
JUDICIARY		Federal Aid Revenues		Bank Corp. Taxes	
Municipal Courts	77,143.00	Sale of Acquired Property		Added and Omitted Taxes	
PUBLIC SAFETY		Other Miscellaneous Revenues		Total Taxes Levied - ABSTRACT	2,343,985.37
Fire Protection	19,332.00	Prior Years Surplus Appropriated		Total Taxes Billed	2,350,883.53
Police Protection	518,929.49	REVENUES		1993 TAXES COLLECTED	2,154,252.15
Civil Defense & Disaster Control	800.00	Reserve For Uncollected Taxes		1993 Taxes Cancelled, Abated or Adjusted	36,034.01
Environmental Inspection & Control	39,333.00	CAPITAL OUTLAY		Transfer to Tax Title Liens or Foreclosed	
Other Public Safety		TOTAL		Balance Outstanding Dec. 31, 1993	160,597.37
PUBLIC WORKS				PRIOR YEARS TAXES OUTSTANDING	
Streets and Drainage	45,752.00	Public Enterprises		Balance January 1, 1993	98,328.85
Sewers and Sewage Processing	466.17	Recreation-Culture		Collected in 1993	95,902.48
Garbage and Trash Disposal	141,665.00	Public Works		Cancelled, Abated or Adjusted 1993	
Public Buildings and Grounds	28,000.00	Buildings and Grounds		Transfers to Tax Title Liens or Foreclosed	
Other Public Works		Library and Education		Balance December 31, 1993	2,426.37
HEALTH and WELFARE		Conservation		TAX TITLE LIENS OUTSTANDING	
Health Services Except Environmental	1,229.00	All Other		Balance January 1, 1993	5,600.02
Welfare-Public Assistance	2,531.00	CAPITAL DEBT AUTHORIZED, DECEMBER 31, 1993		Transfer From Taxes	
Hospital, Clinics, First Aid		ISSUED AND UNISSUED		Redeemed in 1993	2,141.35
Animal, Insect, & Rodent Control		GROSS DEBT		Cancelled, Abated or Adjusted (1993)	
Other Welfare Services		NET DEBT		Transfer to Foreclosed Property	
RECREATION and CONSERVATION				Balance December 31, 1993	3,458.67
Beaches and Boardwalks		SCHOOL		PROPERTY ACQUIRED BY DEED OR	
Parks, Playgrounds, Shade Trees		Self-Liquidating		FORECLOSURE	
Land Reclamation & Conservation	65,175.78	Other		Balance January 1, 1993	61,300.00
Other Recreational Services	150.00	Total		Transfers From Taxes or Liens	
EDUCATION (excluding schools)				Sale For Cash (1993)	
Libraries		ISSUED AND OUTSTANDING		Cancelled, Abated or Adjusted (1993)	
Other Educational Services		SCHOOL		Balance December 31, 1993	61,300.00
STATUTORY EXPENDITURES		Self-Liquidating		CURRENT FINANCES DECEMBER 31, 1993	
Pensions & F. I. C. A.	95,636.00	Other		ASSETS	
Employee Fringe Benefits	125,000.00	Total		Cash Dec. 31, 1993	454,498.05
Other Statutory Expenditures	2,000.00			Taxes Receivable	163,023.74
CETA And Other Public Employment Programs		EQUALIZED VALUATION BASIS		Tax Title Liens	3,458.67
MUNICIPAL FUNCTIONS		FOR NET DEBT COMPUTATION		Foreclosed Property	61,300.00
CAPITAL IMPROVEMENTS		REAL PROPERTY VALUATIONS		Emergencies & Other Deferred Charges	531.09
DEBT SERVICE				State and Federal Aid Receivable	4,514.56
Principal Payments	24,467.91	Code Class # of Parcels % VAL'N		Other Receivables	56,500.62
Interest Payments	31,017.01	ASSESSED VALUATION		Total	743,826.73
DEFERRED CHARGES				LIABILITIES, RESERVES, AND SURPLUS	
SCHOOL, COUNTY, SPECIAL DISTRICT TAXES	22,759.87	Land Area 20 Sq. Miles		Cash Liabilities	228,112.51
RESERVE FOR UNCOLLECTED TAXES	1,675,305.32	Net Valuation Taxable-Municipal		Reserves for Receivables	284,283.03
EXPENDITURES		Net Valuation Taxable-County		Surplus Dec. 31, 1993	231,431.19
TOTAL	3,379,373.47	State Equalized Valuation		Total	743,826.73
		State Equalization Ratio			

1819

Population 1990 4,185
 Population 1993 4,179
 S & P Rating
 Moody Rating A3

General Tax Rate Per \$100. 3.20
 State Equalized Tax Rate 3.22

SOUTH BOUND BROOK BORO. - SOM. CO.

Form of Government:

Borough Council

Number of Members on Governing Body - 6

PER CAPITA:

Gross Debt 288.72
 Net Debt 288.72
 Debt Service 46.44
 Total Tax Levy 1,283.07
 Municipal Expenditures 632.01

PER CENT

Gross Debt .70
 Net Debt .70
 Tax Levy Collected 97.35
 Tax Levy Cancelled, Abated or Adjusted .11

EXPENDITURES	REVENUES-REALIZED	1993 PROPERTY TAX
GENERAL GOVERNMENT	1993 Property Taxes Collected 5,232,454.47	STATE EQUALIZED TAX RATE 1.84
Governing Body & Public Boards	1993 Payments in Lieu of Taxes	Local District School Taxes 3,074,948.00
Municipal Clerk	Delinquent Tax & Lien Collections 133,000.11	Regional & Consolidated School Tax
Financial Administration 44,937.00	Business Personalty Replacement Taxes 77,440.32	School Taxes in Municipal Budget
Assessment of Taxes 6,507.00	Taxes From Public Utilities 253,241.00	County Taxes .43 *
Collection of Taxes 42,226.89	Other Miscellaneous Tax Revenues 270,375.36	County Library Taxes
Planning, Housing & Development 6,464.37	State Aid Revenues	Local Municipal Purpose Taxes .93
Human Resources 63,117.87	Federal Aid Revenues	Veteran & Senior Citizen Taxes 40,600.00
Elections 1,004.54		Total Taxes for Rate Computation 3.20 5,394,171.95
General Administration (other) 142,100.00		Special District Taxes
JUDICIARY		Bank Corp. Taxes
Municipal Courts 53,789.00		Added and Omitted Taxes 8,360.68
PUBLIC SAFETY		Total Taxes Levied - ABSTRACT 5,361,932.64
Fire Protection 68,612.00		Total Taxes Billed 5,374,785.32
Police Protection 690,885.26		1993 TAXES COLLECTED 5,232,454.47
Civil Defense & Disaster Control 945.00		1993 Taxes Cancelled, Abated or Adjusted 5,969.06
Environmental Inspection & Control 19,632.00		Transfer to Tax Title Liens or Foreclosed 7,345.76
Other Public Safety		Balance Outstanding Dec. 31, 1993 129,016.03
PUBLIC WORKS		PRIOR YEARS TAXES OUTSTANDING
Streets and Drainage 38,800.00		Balance January 1, 1993 119,465.50
Sewers and Sewage Processing 185,030.44		Collected in 1993 119,465.50
Gorbage and Trash Disposol 292,622.46		Cancelled, Abated or Adjusted 1993
Public Buildings and Grounds 7,350.00		Transfers to Tax Title Liens or Foreclosed
Other Public Works 101,731.00		Balance December 31, 1993
HEALTH and WELFARE		TAX TITLE LIENS OUTSTANDING
Health Services Except Environmental 31,030.00		Balance January 1, 1993 30,857.44
Welfare-Public Assistance 5,575.00		Transfer From Taxes 7,345.76
Hospital, Clinics, First Aid		Redeemed In 1993 13,534.61
Animal, Insect, & Rodent Control 4,000.00		Cancelled, Abated or Adjusted (1993) 37.50
Other Welfare Services		Transfer to Foreclosed Property
RECREATION and CONSERVATION		Balance December 31, 1993 24,631.09
Beaches and Boardwalks 3,370.00		PROPERTY ACQUIRED BY DEED OR
Parks, Playgrounds, Shade Trees		FORECLOSURE
Land Reclamation & Conservation 9,505.00		Balance January 1, 1993 12,735.00
Other Recreational Services		Transfers From Taxes or Liens
EDUCATION (excluding schools)		Sale For Cash (1993)
Libraries 64,364.00		Cancelled, Abated or Adjusted (1993)
Other Educational Services		Balance December 31, 1993 12,735.00
STATUTORY EXPENDITURES		CURRENT FINANCES DECEMBER 31, 1993
Pensions & F. I. C. A. 212,756.00		ASSETS
Employee Fringe Benefits 113,508.30		Cash Dec. 31, 1993 601,051.38
Other Statutory Expenditures 3,500.00		Taxes Receivable 129,016.03
CETA And Other Public Employment Programs 2,213,363.13		Tax Title Liens 24,631.09
MUNICIPAL FUNCTIONS TOTAL 66,000.00		Foreclosed Property 12,735.00
CAPITAL IMPROVEMENTS *MEMO*		Emergencies & Other Deferred Charges 62,500.00
DEBT SERVICE		State and Federal Aid Receivable 4,219.00
Principal Payments 130,000.00		Other Receivables 212.11
Interest Payments 64,056.51		Total 834,365.11
DEFERRED CHARGES 16,000.00		LIABILITIES, RESERVES, AND SURPLUS
SCHOOL, COUNTY, SPECIAL DISTRICT TAXES 3,799,498.01		Cash Liabilities 408,739.01
RESERVE FOR UNCOLLECTED TAXES 247,000.00		Reserves for Receivables 166,594.23
EXPENDITURES TOTAL 6,469,917.65		Surplus Dec. 31, 1993 259,032.87
		Total 834,365.11

1221

Population 1990 25,792
 Population 1993 29,703
 S & P Rating
 Moody Rating AAA

General Tax Rate Per \$100 1.88
 State Equalized Tax Rate 1.99

SOUTH BRUNSWICK TWP. - MIDD. CO.
Form of Government:
Township Committee
Number of Members on Governing Body - 5

PER CAPITA:
 Gross Debt 2,392.49
 Net Debt 1,754.94
 Debt Service 109.99
 Total Tax Levy 1,953.52
 Municipal Expenditures 728.25

PER CENT:
 Gross Debt 2.43
 Net Debt 1.82
 Tax Levy Collected 97.73
 Tax Levy Cancelled, Abated or Adjusted .04

EXPENDITURES		REVENUES-REALIZED		1993 PROPERTY TAX	
GENERAL GOVERNMENT		1993 Property Taxes Collected		STATE EQUALIZED TAX RATE	
Governing Body & Public Boards				Local District School Taxes	1.26
Municipal Clerk	78,173.00	1993 Payments in Lieu of Taxes	20,041.16	Regional & Consolidated School Tax	
Financial Administration	386,673.00	Delinquent Tax & Lien Collections	1,696,467.28	School Taxes in Municipal Budget	
Assessment of Taxes	134,263.00	Business Personality Replacement Taxes	607,979.16	County Taxes	.44
Collection of Taxes	337,948.00	Taxes From Public Utilities	5,007,770.04	County Library Taxes	
Planning, Housing & Development	136,730.00	Other Miscellaneous Tax Revenues	1,184,809.17	Local Municipal Purpose Taxes	.29
Human Resources	11,500.00	State Aid Revenues	34,903.00	Veteran & Senior Citizen Taxes	
Elections	2,073,004.00	Federal Aid Revenues		Total Taxes for Rate Computation	1.99
General Administration (other)				Special District Taxes	
JUDICIARY				Bank Corp. Taxes	
Municipal Courts	332,531.00	Sale of Acquired Property	6,000.00	Added and Omitted Taxes	
PUBLIC SAFETY		Other Miscellaneous Revenues	3,458,121.28	Total Taxes Levied - ABSTRACT	
Fire Protection	267,070.00		68,733,914.79	Total Taxes Billed	
Police Protection	4,399,792.17	Prior Years Surplus Appropriated	2,274,591.92	1993 TAXES COLLECTED	56,717,823.70
Civil Defense & Disaster Control	25,480.00	REVENUES TOTAL	71,008,506.71	1993 Taxes Cancelled, Abated or Adjusted	21,197.93
Environmental Inspection & Control	770,877.00	Reserve For Uncollected Taxes	1,900,000.00	Transfer to Tax Title Liens or Foreclosed	49,653.68
Other Public Safety		CAPITAL OUTLAY TOTAL	5,640,043.24	Balance Outstanding Dec. 31, 1993	1,244,296.94
PUBLIC WORKS				PRIOR YEARS TAXES OUTSTANDING	
Streets and Drainage	625,959.00	Public Enterprises	4,539,830.43	Balance January 1, 1993	1,882,983.76
Sewers and Sewage Processing		Recreation-Culture	49,315.33	Collected in 1993	1,692,093.38
Garbage and Trash Disposal	1,394,000.00	Public Works	159,800.90	Cancelled, Abated or Adjusted 1993	111,653.59
Public Buildings and Grounds	305,427.00	Buildings and Grounds	891,096.58	Transfers to Tax Title Liens or Foreclosed	9.25
Other Public Works	261,058.00	Library and Education		Balance December 31, 1993	79,227.54
HEALTH and WELFARE		Conservation		TAX TITLE LIENS OUTSTANDING	
Health Services Except Environmental	240,229.00	All Other		Balance January 1, 1993	165,912.22
Welfare-Public Assistance	29,680.00			Transfer From Taxes	49,677.93
Hospital, Clinics, First Aid		CAPITAL DEBT AUTHORIZED, DECEMBER 31, 1993		Redeemed In 1993	4,373.90
Animal, Insect, & Rodent Control	54,114.00	ISSUED AND UNISSUED		Cancelled, Abated or Adjusted (1993)	
Other Welfare Services		School	18,937,140	Transfer to Foreclosed Property	
RECREATION and CONSERVATION		Self-Liquidating	26,201,311	Balance December 31, 1993	211,216.25
Beaches and Boardwalks		Other	25,925,628	PROPERTY ACQUIRED BY DEED OR FORECLOSURE	
Parks, Playgrounds, Shade Trees	3,535.00	Total	71,064,080	Balance January 1, 1993	203,150.00
Land Reclamation & Conservation	301,456.00	ISSUED AND OUTSTANDING		Transfers From Taxes or Liens	
Other Recreational Services	663,396.00	School	18,591,000.00	Sale For Cash (1993)	6,000.00
EDUCATION (excluding schools)		Self-Liquidating	22,214,000.00	Cancelled, Abated or Adjusted (1993)	
Libraries	1,384,389.00	Other	20,602,000.00	Balance December 31, 1993	197,150.00
Other Educational Services		Total	61,407,000.00	CURRENT FINANCES DECEMBER 31, 1993	
STATUTORY EXPENDITURES		EQUALIZED VALUATION BASIS FOR NET DEBT COMPUTATION	2,867,022.656	ASSETS	
Pensions & F. I. C. A.	1,168,766.00	REAL PROPERTY VALUATIONS		Cash Dec. 31, 1993	9,860,777.13
Employee Fringe Benefits	1,051,691.00	Code Class # of Parcels % VAL'N	ASSESSED VALUATION	Taxes Receivable	1,323,524.48
Other Statutory Expenditures	500.00	1 Vacant Land 1404 5.73	170,001,800.00	Tax Title Liens	211,216.25
CETA And Other Public Employment Programs		2 Residential 8284 45.54	1,351,297,325.00	Foreclosed Property	197,150.00
MUNICIPAL FUNCTIONS		3 Farm 420 1.12	33,365,600.00	Emergencies & Other Deferred Charges	
CAPITAL IMPROVEMENTS		4a Commercial 265 9.34	277,054,600.00	State and Federal Aid Receivable	30,680.00
DEBT SERVICE		4b Industrial 169 35.96	1,066,908,000.00	Other Receivables	156,538.34
Principal Payments	1,605,000.00	4c Apartments 16 2.32	68,697,200.00	Total	11,779,886.20
Interest Payments	1,662,019.99	Total 10558	2,967,324,525.00	LIABILITIES, RESERVES, AND SURPLUS	
DEFERRED CHARGES		Land Area 41.00 Sq. Miles		Cash Liabilities	7,843,984.05
SCHOOL, COUNTY, SPECIAL DISTRICT TAXES	48,889,838.40	Net Valuation Taxable-Municipal	2,987,873,780	Reserves for Receivables	1,919,109.07
RESERVE FOR UNCOLLECTED TAXES	1,900,000.00	Net Valuation Taxable-County	2,848,622,206	Surplus Dec. 31, 1993	2,016,793.08
EXPENDITURES TOTAL	70,521,099.56	State Equalized Valuation	2,820,709,511	Total	11,779,886.20
		State Equalization Ratio	105.97		

General Tax Rate Per \$100.	1.97
State Equalized Tax Rate	1.89

Number of Members on Governing Body - 5

Grass Debt	1,037.64
Net Debt	1,037.64
Debt Service	153.02
Total Tax Levy	3,379.05
Municipal Expenditures	2,442.92

Gross Debt	.58
Net Debt	.58
Tax Levy Collected	94.44
Tax Levy Cancelled, Abated or Adjusted	

1247 / 3000

0816

Population 1990 1,919
 Population 1993 2,160
 S & P Rating
 Moody Rating

General Tax Rate Per \$100. 3.04
 State Equalized Tax Rate 1.94

SOUTH HARRISON TWP. - GLOUCESTER CO.

Form of Government:

Township Committee

Number of Members on Governing Body - 3

PER CAPITA:

Gross Debt 237.68
 Net Debt 124.44
 Debt Service 64.54
 Total Tax Levy 850.48
 Municipal Expenditures 617.41

PER CENT:

Gross Debt .58
 Net Debt .31
 Tax Levy Collected 90.58
 Tax Levy Cancelled, Abated or Adjusted .12

EXPENDITURES	REVENUES-REALIZED	1993 PROPERTY TAX	
GENERAL GOVERNMENT		STATE EQUALIZED TAX RATE .81	
Governing Body & Public Boards	1993 Property Taxes Collected 1,643,147.26	Local District School Taxes .81	743,079.00
Municipal Clerk	1993 Payments in Lieu of Taxes	Regional & Consolidated School Tax .50	453,071.14
Financial Administration 20,925.00	Delinquent Tax & Lien Collections 188,360.26	School Taxes in Municipal Budget	
Assessment of Taxes 47,100.00	Business Personalty Replacement Taxes 20,756.92	County Taxes .63	575,089.47
Collection of Taxes 12,000.00	Taxes From Public Utilities 66,057.00	County Library Taxes .03	26,948.17
Planning, Housing & Development 10,000.00	Other Miscellaneous Tax Revenues 590.00	Local Municipal Purpose Taxes	
Human Resources 13,490.49	State Aid Revenues 210,378.99	Veteran & Senior Citizen Taxes	12,400.00
Elections 1,400.00	Federal Aid Revenues	Total Taxes for Rate Computation 1.97	1,810,587.78
General Administration (other) 157,111.00		Special District Taxes	
JUDICIARY		Bank Corp. Taxes	
Municipal Courts 15,000.00	Sale of Acquired Property	Added and Omitted Taxes	38,848.64
PUBLIC SAFETY	Other Miscellaneous Revenues 607,358.57	Total Taxes Levied - ABSTRACT	1,837,036.42
Fire Protection 28,403.40	Total 2,736,649.00	Total Taxes Billed	1,814,096.46
Police Protection 185,565.00	Prior Years Surplus Appropriated 521,625.98	1993 TAXES COLLECTED	1,643,147.26
Civil Defense & Disaster Control 1,200.00	REVENUES TOTAL 3,258,274.98	1993 Taxes Cancelled, Abated or Adjusted	2,222.24
Environmental Inspection & Control 34,400.00	Reserve For Uncollected Taxes 218,460.00	Transfer to Tax Title Liens or Foreclosed	7,159.20
Other Public Safety		Balance Outstanding Dec. 31, 1993	166,012.24
PUBLIC WORKS	CAPITAL OUTLAY TOTAL	PRIOR YEARS TAXES OUTSTANDING	
Streets and Drainage 201,398.00	Public Enterprises	Balance January 1, 1993	331,621.20
Sewers and Sewage Processing	Recreation-Culture	Collected in 1993	178,517.03
Garbage and Trash Disposal 128,118.60	Public Works	Cancelled, Abated or Adjusted 1993	6,990.37
Public Buildings and Grounds 5,000.00	Buildings and Grounds	Transfers to Tax Title Liens or Foreclosed	831.76
Other Public Works	Library and Education	Balance December 31, 1993	145,282.04
HEALTH and WELFARE	Conservation	TAX TITLE LIENS OUTSTANDING	
Health Services Except Environmental 300.00	All Other	Balance January 1, 1993	49,761.76
Welfare-Public Assistance 1,900.00		Transfer From Taxes	8,091.13
Hospital, Clinics, First Aid	CAPITAL DEBT AUTHORIZED, DECEMBER 31, 1993	Redeemed in 1993	9,843.23
Animal, Insect, & Rodent Control 100.00	ISSUED AND UNISSUED GROSS DEBT NET DEBT	Cancelled, Abated or Adjusted (1993)	3,410.14
Other Welfare Services	School 244,597	Transfer to Foreclosed Property	
RECREATION and CONSERVATION	Self-Liquidating	Balance December 31, 1993	44,599.52
Beaches and Boardwalks	Other 268,800	PROPERTY ACQUIRED BY DEED OR FORECLOSURE	
Parks, Playgrounds, Shade Trees 14,000.00	Total 513,397	Balance January 1, 1993	
Land Reclamation & Conservation 8,066.00		Transfers From Taxes or Liens	
Other Recreational Services	ISSUED AND OUTSTANDING	Sale For Cash (1993)	
EDUCATION (excluding schools)	School 196,238.32	Cancelled, Abated or Adjusted (1993)	
Libraries	Self-Liquidating	Balance December 31, 1993	
Other Educational Services	Other 268,800.00	CURRENT FINANCES DECEMBER 31, 1993	
STATUTORY EXPENDITURES	Total 465,038.32	ASSETS	
Pensions & F. I. C. A. 26,200.00	EQUALIZED VALUATION BASIS FOR NET DEBT COMPUTATION 87,829,353	Cash Dec. 31, 1993	1,106,870.95
Employee Fringe Benefits 28,730.00	REAL PROPERTY VALUATIONS	Taxes Receivable	311,294.28
Other Statutory Expenditures 200.00	Code Class # of Parcels % VAL'N	Tax Title Liens	44,599.52
CETA And Other Public Employment Programs 940,607.49	1 Vacant Land 73 2.95	Foreclosed Property	
MUNICIPAL FUNCTIONS TOTAL 10,000.00	2 Residential 459 69.15	Emergencies & Other Deferred Charges	
CAPITAL IMPROVEMENTS *ME 40*	3 Farm 385 25.58	State and Federal Aid Receivable	
DEBT SERVICE	4a Commercial 12 2.07	Other Receivables	2,093.82
Principal Payments 126,400.00	4b Industrial	Total 1,464,858.57	
Interest Payments 13,004.00	4c Apartments 1 .26	LIABILITIES, RESERVES, AND SURPLUS	
	Total 930	Cash Liabilities	339,717.41
DEFERRED CHARGES	Land Area 15.63 Sq. Miles	Reserves for Receivables	357,987.62
SCHOOL, COUNTY, SPECIAL DISTRICT TAXES 1,798,187.73	Net Valuation Taxable-Municipal 58,396,310	Surplus Dec. 31, 1993	767,153.54
RESERVE FOR UNCOLLECTED TAXES 218,460.00	Net Valuation Taxable-County 93,300,339	Total 1,464,858.57	
EXPENDITURES TOTAL 3,131,774.27	State Equalized Valuation 91,076,069		
	State Equalization Ratio 63.95		

0719

Population 1990 16,390
 Population 1993 16,227
 S & P Rating
 Moody Rating AA

General Tax Rate Per \$100. 3.30
 State Equalized Tax Rate 3.17

SOUTH ORANGE VILLAGE TWP. - ESSEX CO.,
Form of Government:
Special Charter (P.L. 1977 c. 183)
Number of Members on Governing Body - 7

PER CAPITA
 Gross Debt 1,232.33
 Net Debt 434.46
 Debt Service 67.37
 Total Tax Levy 2,143.96
 Municipal Expenditures 1,047.25

PER CENT.
 Gross Debt 1.45
 Net Debt .51
 Tax Levy Collected 94.30
 Tax Levy Cancelled, Abated or Adjusted .74

EXPENDITURES		REVENUES-REALIZED		1993 PROPERTY TAX	
GENERAL GOVERNMENT				STATE EQUALIZED TAX RATE 3.30	
Governing Body & Public Boards		1993 Property Taxes Collected	32,821,841.41	Local District School Taxes	16,448,631.51
Municipal Clerk		1993 Payments in Lieu of Taxes	80,716.00	Regional & Consolidated School Tax	
Financial Administration	372,907.00	Delinquent Tax & Lien Collections	1,369,497.67	School Taxes in Municipal Budget	
Assessment of Taxes	300,000.00	Business Personalty Replacement Taxes	164,009.54	County Taxes	7,371,324.86
Collection of Taxes		Taxes From Public Utilities	1,247,203.53	County Library Taxes	
Planning, Housing & Development	27,800.00	Other Miscellaneous Tax Revenues		Local Municipal Purpose Taxes	10,953,076.91
Human Resources	202,006.00	State Aid Revenues	1,038,955.67	Veteran & Senior Citizen Taxes	52,100.00
Elections		Federal Aid Revenues	37,466.00	Total Taxes for Rate Computation	34,825,133.28
General Administration (other)	2,439,767.00			Special District Taxes	
JUDICIARY				Bank Corp. Taxes	
Municipal Courts	152,119.00	Sale of Acquired Property	3,412,021.53	Added and Omitted Taxes	16,961.47
PUBLIC SAFETY		Other Miscellaneous Revenues	40,171,711.35	Total Taxes Levied - ABSTRACT	34,789,994.75
Fire Protection	1,758,873.00	Total	550,000.00	Total Taxes Billed	32,821,841.41
Police Protection	3,330,852.32	Prior Years Surplus Appropriated	550,000.00	1993 TAXES COLLECTED	
Civil Defense & Disaster Control	9,700.00	REVENUES	40,721,711.35	1993 Taxes Cancelled, Abated or Adjusted	258,232.19
Environmental Inspection & Control	138,457.00	Reserve For Uncollected Taxes	2,085,102.50	Transfer to Tax Title Liens or Foreclosed	30,059.70
Other Public Safety		CAPITAL OUTLAY	1,615,996.98	Balance Outstanding Dec. 31, 1993	1,693,989.37
PUBLIC WORKS				PRIOR YEARS TAXES OUTSTANDING	
Streets and Drainage	1,701,026.00	Public Enterprises	985,543.71	Balance January 1, 1993	1,516,328.97
Sewers and Sewage Processing	740,894.00	Recreation-Culture	136,586.29	Collected in 1993	1,369,497.67
Garbage and Trash Disposal	76,000.00	Public Works	268,417.21	Cancelled, Abated or Adjusted 1993	21,939.76
Public Buildings and Grounds	92,500.00	Buildings and Grounds	219,560.67	Transfers to Tax Title Liens or Foreclosed	19,331.50
Other Public Works		Library and Education	5,889.10	Balance December 31, 1993	105,560.04
HEALTH and WELFARE		Conservation		TAX TITLE LIENS OUTSTANDING	
Health Services Except Environmental	114,742.00	All Other		Balance January 1, 1993	13,178.49
Welfare-Public Assistance	12,900.00			Transfer From Taxes	53,675.66
Hospital, Clinics, First Aid		CAPITAL DEBT AUTHORIZED, DECEMBER 31, 1993		Redeemed in 1993	
Animal, Insect, & Rodent Control		ISSUED AND UNISSUED	GROSS DEBT	Cancelled, Abated or Adjusted (1993)	
Other Welfare Services		School	8,851,338	Transfer to Foreclosed Property	
RECREATION and CONSERVATION		Self-Liquidating	3,713,822	Balance December 31, 1993	66,854.15
Beaches and Boardwalks		Other	7,545,827	PROPERTY ACQUIRED BY DEED OR	
Parks, Playgrounds, Shade Trees	388,640.00	Total	20,110,987	FORECLOSURE	
Land Reclamation & Conservation				Balance January 1, 1993	56,900.00
Other Recreational Services	15,000.00			Transfers From Taxes or Liens	
EDUCATION (excluding schools)				Sale For Cash (1993)	
Libraries	700,726.00	ISSUED AND OUTSTANDING		Cancelled, Abated or Adjusted (1993)	
Other Educational Services		School	7,483,729.81	Balance December 31, 1993	56,900.00
STATUTORY EXPENDITURES		Self-Liquidating	1,540,000.00	CURRENT FINANCES DECEMBER 31, 1993	
Pensions & F. I. C. A.	1,020,000.00	Other	7,027,765.70	ASSETS	
Employee Fringe Benefits		Total	16,051,495.51	Cash Dec. 31, 1993	5,581,158.91
Other Statutory Expenditures		EQUALIZED VALUATION BASIS	1,389,019,215	Taxes Receivable	1,799,549.41
CETA And Other Public Employment Programs		FOR NET DEBT COMPUTATION		Tax Title Liens	66,854.15
MUNICIPAL FUNCTIONS		REAL PROPERTY VALUATIONS		Foreclosed Property	56,900.00
CAPITAL IMPROVEMENTS	25,000.00	Code Class # of Parcels % VAL'N	ASSESSED VALUATION	Emergencies & Other Deferred Charges	
DEBT SERVICE		1 Vacant Land 81 .62	6,481,100.00	State and Federal Aid Receivable	28,102.32
Principal Payments	803,566.37	2 Residential 4325 87.41	912,939,100.00	Other Receivables	244,255.77
Interest Payments	239,573.81	3 Farm		Total	7,776,820.56
		4a Commercial 193 8.37	92,633,100.00	LIABILITIES, RESERVES, AND SURPLUS	
		4b Industrial 14 .54	5,645,200.00	Cash Liabilities	3,349,424.91
		4c Apartments 24 2.56	26,739,200.00	Reserves for Receivables	2,167,559.33
		Total 4637	1,044,437,700.00	Surplus Dec. 31, 1993	2,259,836.32
		Land Area 2.70 Sq. Miles		Total	7,776,820.56
DEFERRED CHARGES	220,533.09	Net Valuation Taxable-Municipal	1,054,156,400		
SCHOOL, COUNTY, SPECIAL DISTRICT TAXES	23,819,956.37	Net Valuation Taxable-County	1,097,188,233		
RESERVE FOR UNCOLLECTED TAXES	2,085,102.50	State Equalized Valuation	1,096,615,069		
EXPENDITURES	40,813,641.46	State Equalization Ratio	96.10		

1222

Population 1990 20,489
 Population 1993 20,818
 S & P Rating A+
 Moody Rating AAA

General Tax Rate Per \$100. 2.86
 State Equalized Tax Rate 2.23

SOUTH PLAINFIELD BORO. - MIDDLESEX CO.

Form of Government:

Borough Council

Number of Members on Governing Body - 6

PER CAPITA:

Gross Debt 1,290.59
 Net Debt 1,151.71
 Debt Service 35.53
 Total Tax Levy 1,895.82
 Municipal Expenditures 647.32

PER CENT:

Gross Debt 1.45
 Net Debt 1.30
 Tax Levy Collected 95.15
 Tax Levy Cancelled, Abated or Adjusted .64

EXPENDITURES		REVENUES-REALIZED		1993 PROPERTY TAX	
GENERAL GOVERNMENT		1993 Property Taxes Collected		STATE EQUALIZED TAX RATE 1.41	
Governing Body & Public Boards		1993 Payments in Lieu of Taxes	37,553,305.57	Local District School Taxes	24,958,873.00
Municipal Clerk	133,400.00	Delinquent Tax & Lien Collections	1,215,946.90	Regional & Consolidated School Tax	
Financial Administration	1,982,800.00	Business Personalty Replacement Taxes		School Taxes in Municipal Budget	
Assessment of Taxes	37,400.00	Taxes From Public Utilities		County Taxes	7,830,642.14
Collection of Taxes	9,825.00	Other Miscellaneous Tax Revenues		County Library Taxes	
Planning, Housing & Development	102,400.00	State Aid Revenues	33,562.54	Local Municipal Purpose Taxes	6,597,452.00
Human Resources		Federal Aid Revenues	1,691.85	Veteran & Senior Citizen Taxes	228,250.00
Elections				Total Taxes for Rate Computation	39,615,222.14
General Administration (other)	1,171,060.00			Special District Taxes	
JUDICIARY				Bank Corp. Taxes	
Municipal Courts	124,900.00			Added and Omitted Taxes	80,129.51
PUBLIC SAFETY				Total Taxes Levied - ABSTRACT	39,467,101.65
Fire Protection	365,460.00			Total Taxes Billed	39,467,594.50
Police Protection	2,182,212.54			1993 TAXES COLLECTED	37,553,305.57
Civil Defense & Disaster Control	31,341.85			1993 Taxes Cancelled, Abated or Adjusted	252,932.12
Environmental Inspection & Control	207,100.00			Transfer to Tax Title Liens or Foreclosed	329,646.65
Other Public Safety				Balance Outstanding Dec. 31, 1993	1,331,710.16
PUBLIC WORKS					
Streets and Drainage	1,140,550.00			PRIOR YEARS TAXES OUTSTANDING	
Sewers and Sewage Processing	239,900.00			Balance January 1, 1993	867,181.32
Gorbage and Trash Disposal	417,300.00			Collected in 1993	761,789.51
Public Buildings and Grounds	254,200.00			Cancelled, Abated or Adjusted 1993	
Other Public Works				Transfers to Tax Title Liens or Foreclosed	103,645.48
HEALTH and WELFARE				Balance December 31, 1993	1,746.33
Health Services Except Environmental	125,200.00			TAX TITLE LIENS OUTSTANDING	
Welfare-Public Assistance	330,722.00			Balance January 1, 1993	1,219,784.54
Hospital, Clinics, First Aid				Transfer From Taxes	447,701.00
Animal, Insect, & Rodent Control				Redeemed in 1993	593,418.18
Other Welfare Services				Cancelled, Abated or Adjusted (1993)	59,466.72
RECREATION and CONSERVATION				Transfer to Foreclosed Property	
Beaches and Boardwalks	9,000.00			Balance December 31, 1993	1,014,602.64
Parks, Playgrounds, Shade Trees	60,000.00			PROPERTY ACQUIRED BY DEED OR FORECLOSURE	
Land Reclamation & Conservation	181,400.00			Balance January 1, 1993	5,674,280.00
Other Recreational Services				Transfers From Taxes or Liens	
EDUCATION (excluding schools)				Sale For Cash (1993)	
Libraries	8,650.00			Cancelled, Abated or Adjusted (1993)	
Other Educational Services				Balance December 31, 1993	5,674,280.00
STATUTORY EXPENDITURES				CURRENT FINANCES DECEMBER 31, 1993	
Pensions & F. I. C. A.	658,499.96			ASSETS	
Employee Fringe Benefits	850,000.00			Cash Dec. 31, 1993	1,643,659.26
Other Statutory Expenditures				Taxes Receivable	1,333,456.49
CETA And Other Public Employment Programs				Tax Title Liens	1,014,602.64
MUNICIPAL FUNCTIONS TOTAL	10,673,320.35			Foreclosed Property	5,674,280.00
CAPITAL IMPROVEMENTS *MEMO*	500,000.00			Emergencies & Other Deferred Charges	
DEBT SERVICE				State and Federal Aid Receivable	110,938.12
Principal Payments	200,000.00			Other Receivables	10,863,448.96
Interest Payments	539,580.87			Total	20,640,385.47
DEFERRED CHARGES	520,919.25			LIABILITIES, RESERVES, AND SURPLUS	
SCHOOL, COUNTY, SPECIAL DISTRICT TAXES	32,789,520.14			Cash Liabilities	9,814,388.00
RESERVE FOR UNCOLLECTED TAXES	1,542,032.21			Reserves for Receivables	8,595,428.09
EXPENDITURES TOTAL	46,265,372.82			Surplus Dec. 31, 1993	2,240,569.39
				Total	20,640,385.47

1223

Population 1990 13,692
 Population 1993 13,675
 S & P Rating
 Moody Rating AAA

General Tax Rate Per \$100. 4.69
 State Equalized Tax Rate 2.84

SOUTH RIVER BOROUGH - MIDDLESEX CO.

Form of Government:

Borough Council

Number of Members on Governing Body - 6

PER CAPITA.

Gross Debt 601.35
 Net Debt 482.45
 Debt Service 50.11
 Total Tax Levy 1,237.45
 Municipal Expenditures 537.12

PER CENT.

Gross Debt 1.31
 Net Debt 1.05
 Tax Levy Collected 96.31
 Tax Levy Cancelled, Abated or Adjusted .53

EXPENDITURES		REVENUES-REALIZED		1993 PROPERTY TAX	
GENERAL GOVERNMENT		1993 Property Taxes Collected		STATE EQUALIZED TAX RATE 2.84	
Governing Body & Public Boards	14,450.00	1993 Payments in Lieu of Taxes		Local District School Taxes	10,095,710.00
Municipal Clerk	79,825.00	Delinquent Tax & Lien Collections		Regional & Consolidated School Tax	
Financial Administration	104,000.00	Business Personalty Replacement Taxes		School Taxes in Municipal Budget	
Assessment of Taxes	58,900.00	Taxes From Public Utilities		County Taxes	2,546,124.41
Collection of Taxes	62,095.00	Other Miscellaneous Tax Revenues		County Library Taxes	
Planning, Housing & Development	40,190.00	State Aid Revenues		Local Municipal Purpose Taxes	4,208,795.86
Human Resources	96,414.00	Federal Aid Revenues		Veteran & Senior Citizen Taxes	212,750.00
Elections		Federal Aid Revenues		Total Taxes for Rate Computation	17,063,380.27
General Administration (other)	399,633.00	Sale of Acquired Property		Special District Taxes	
JUDICIARY		Other Miscellaneous Revenues		Bank Corp. Taxes	
Municipal Courts	78,310.00	Prior Years Surplus Appropriated		Added and Omitted Taxes	71,475.14
PUBLIC SAFETY		REVENUES TOTAL		Total Taxes Levied - ABSTRACT	16,922,105.41
Fire Protection	125,997.00	Reserve For Uncollected Taxes		Total Taxes Billed	16,955,128.46
Police Protection	1,716,426.00	CAPITAL OUTLAY TOTAL		1993 TAXES COLLECTED	16,414,866.91
Civil Defense & Disaster Control	12,200.00	Public Enterprises		1993 Taxes Cancelled, Abated or Adjusted	89,876.52
Environmental Inspection & Control	105,871.00	Recreation-Culture		Transfer to Tax Title Liens or Foreclosed	24,798.98
Other Public Safety		Public Works		Balance Outstanding Dec. 31, 1993	425,586.05
PUBLIC WORKS		Buildings and Grounds		PRIOR YEARS TAXES OUTSTANDING	
Streets and Drainage	317,087.00	Library and Education		Balance January 1, 1993	445,864.89
Sewers and Sewage Processing	729,722.68	Conservation		Collected in 1993	391,380.42
Garbage and Trash Disposal	1,041,750.00	All Other		Cancelled, Abated or Adjusted 1993	
Public Buildings and Grounds	61,033.00	CAPITAL DEBT AUTHORIZED, DECEMBER 31, 1993		Transfers to Tax Title Liens or Foreclosed	1,262.94
Other Public Works	60,000.00	ISSUED AND UNISSUED		Balance December 31, 1993	53,221.53
HEALTH and WELFARE		SCHOOL		TAX TITLE LIENS OUTSTANDING	
Health Services Except Environmental	112,938.00	Self-Liquidating		Balance January 1, 1993	105,893.68
Welfare-Public Assistance	46,375.00	Other		Transfer From Taxes	26,297.43
Hospital, Clinics, First Aid		Total		Redeemed In 1993	44,260.28
Animal, Insect, & Rodent Control	18,125.00	ISSUED AND OUTSTANDING		Cancelled, Abated or Adjusted (1993)	
Other Welfare Services		SCHOOL		Transfer to Foreclosed Property	
RECREATION and CONSERVATION		Self-Liquidating		Balance December 31, 1993	87,930.83
Beaches and Boardwalks		Other		PROPERTY ACQUIRED BY DEED OR	
Parks, Playgrounds, Shade Trees	85,930.00	Total		FORECLOSURE	
Land Reclamation & Conservation	16,540.97	EQUALIZED VALUATION BASIS		Balance January 1, 1993	30,220.00
Other Recreational Services	64,661.00	FOR NET DEBT COMPUTATION		Transfers From Taxes or Liens	
EDUCATION (excluding schools)		REAL PROPERTY VALUATIONS		Sale For Cash (1993)	
Libraries	209,000.00	Code Class # of Parcels % VAL'N		Cancelled, Abated or Adjusted (1993)	
Other Educational Services	6,680.00	ASSESSED VALUATION		Balance December 31, 1993	30,220.00
STATUTORY EXPENDITURES		1 Vacant Land 316 1.71		CURRENT FINANCES DECEMBER 31, 1993	
Pensions & F. I. C. A.	190,979.00	2 Residential 4030 86.09		ASSETS	
Employee Fringe Benefits	243,000.00	3 Farm 1		Cash Dec. 31, 1993	2,449,605.49
Other Statutory Expenditures	8,926.00	4a Commercial 203 7.26		Taxes Receivable	478,807.58
CETA And Other Public Employment Programs		4b Industrial 30 2.22		Tax Title Liens	87,930.83
MUNICIPAL FUNCTIONS TOTAL	6,107,058.65	4c Apartments 11 2.71		Foreclosed Property	30,220.00
CAPITAL IMPROVEMENTS	27,100.00	Total 4591		Emergencies & Other Deferred Charges	2,800.00
DEBT SERVICE		Land Area 2.80 Sq. Miles		State and Federal Aid Receivable	
Principal Payments	427,200.00	Net Valuation Taxable-Municipal		Other Receivables	29,568.01
Interest Payments	257,992.50	Net Valuation Taxable-County		Total	3,078,931.91
DEFERRED CHARGES	858.99	State Equalized Valuation		LIABILITIES, RESERVES, AND SURPLUS	
SCHOOL, COUNTY, SPECIAL DISTRICT TAXES	12,641,334.41	State Equalization Rate		Cash Liabilities	1,097,150.05
RESERVE FOR UNCOLLECTED TAXES	552,000.00			Reserves for Receivables	626,526.42
EXPENDITURES TOTAL	19,986,944.55			Surplus Dec. 31, 1993	1,355,255.44
				Total	3,078,931.91

1529

Population 1990 3,869
 Population 1993 3,781
 S & P Rating
 Moody Rating

General Tax Rate Per \$100. 2.59
 State Equalized Tax Rate 2.44

SOUTH TOMS RIVER BORO. - OCEAN CO.

Form of Government:

Borough Council

Number of Members on Governing Body - 6

PER CAPITA:

Grass Debt 298.13
 Net Debt 213.07
 Debt Service 48.85
 Total Tax Levy 647.01
 Municipal Expenditures 491.71

PER CENT:

Grass Debt 1.10
 Net Debt .78
 Tax Levy Collected 89.29
 Tax Levy Cancelled, Abated or Adjusted

EXPENDITURES		REVENUES-REALIZED		1993 PROPERTY TAX	
GENERAL GOVERNMENT				STATE EQUALIZED TAX RATE →	
Governing Body & Public Boards	11,099.00	1993 Property Taxes Collected		Local District School Taxes	
Municipal Clerk	57,360.00	1993 Payments in Lieu of Taxes		Regional & Consolidated School Tax	1.14
Financial Administration	44,925.00	Delinquent Tax & Lien Collections		School Taxes in Municipal Budget	
Assessment of Taxes	10,860.00	Business Personalty Replacement Taxes		County Taxes	.46 *
Collection of Taxes	23,099.00	Taxes From Public Utilities		County Library Taxes	.04
Planning, Housing & Development	79,950.00	Other Miscellaneous Tax Revenues		Local Municipal Purpose Taxes	.79
Human Resources	56,441.64	State Aid Revenues		Veteran & Senior Citizen Taxes	
Elections		Federal Aid Revenues		Total Taxes for Rate Computation	2.43
General Administration (other)	215,218.00	Sale of Acquired Property		Special District Taxes	
JUDICIARY		Other Miscellaneous Revenues		Bank Corp. Taxes	
Municipal Courts	42,038.00	Prior Years Surplus Appropriated		Added and Omitted Taxes	545.85
PUBLIC SAFETY		REVENUES TOTAL		Total Taxes Levied - ABSTRACT	2,446,354.87
Fire Protection	43,069.00	Reserve For Uncollected Taxes		Total Taxes Billed	2,447,074.06
Police Protection	288,110.49	CAPITAL OUTLAY TOTAL		1993 TAXES COLLECTED	2,185,039.79
Civil Defense & Disaster Control	801.00	Public Enterprises		1993 Taxes Cancelled, Abated or Adjusted	
Environmental Inspection & Control	6,402.00	Recreation-Culture		Transfer to Tax Title Liens or Foreclosed	22,759.38
Other Public Safety		Public Works		Balance Outstanding Dec. 31, 1993	239,274.89
PUBLIC WORKS		Buildings and Grounds		PRIOR YEARS TAXES OUTSTANDING	
Streets and Drainage	110,120.00	Library and Education		Balance January 1, 1993	225,620.45
Sewers and Sewage Processing	26,494.00	Conservation		Collected in 1993	212,813.52
Garbage and Trash Disposal	210,340.00	All Other		Cancelled, Abated or Adjusted 1993	25.33
Public Buildings and Grounds	15,975.00	CAPITAL DEBT AUTHORIZED, DECEMBER 31, 1993		Transfers to Tax Title Liens or Foreclosed	
Other Public Works	16,300.00	ISSUED AND UNISSUED		Balance December 31, 1993	12,781.60
HEALTH and WELFARE		GROSS DEBT		TAX TITLE LIENS OUTSTANDING	
Health Services Except Environmental	26,000.00	NET DEBT		Balance January 1, 1993	159,330.09
Welfare-Public Assistance	23,095.00	SCHOOL		Transfer From Taxes	22,759.38
Hospital, Clinics, First Aid		Self-Liquidating		Redeemed in 1993	44,049.52
Animal, Insect, & Rodent Control		Other		Cancelled, Abated or Adjusted (1993)	
Other Welfare Services		Total		Transfer to Foreclosed Property	
RECREATION and CONSERVATION		ISSUED AND OUTSTANDING		Balance December 31, 1993	138,039.95
Beaches and Boardwalks	8,000.00	SCHOOL		PROPERTY ACQUIRED BY DEED OR FORECLOSURE	
Parks, Playgrounds, Shade Trees	4,886.19	Self-Liquidating		Balance January 1, 1993	617,400.00
Land Reclamation & Conservation	2,725.00	Other		Transfers From Taxes or Liens	
Other Recreational Services		Total		Sale For Cash (1993)	
EDUCATION (excluding schools)		EQUALIZED VALUATION BASIS		Cancelled, Abated or Adjusted (1993)	
Libraries		FOR NET DEBT COMPUTATION		Balance December 31, 1993	617,400.00
Other Educational Services		REAL PROPERTY VALUATIONS		CURRENT FINANCES DECEMBER 31, 1993	
STATUTORY EXPENDITURES		Code Class # of Parcels % VAL'N ASSESSED VALUATION		ASSETS	
Pensions & F. I. C. A.	55,509.13	1 Vacant Land 74 2.19 2,058,200.00		Cash Dec. 31, 1993	749,100.81
Employee Fringe Benefits	1,350.00	2 Residential 1072 82.72 77,699,500.00		Taxes Receivable	252,056.49
Other Statutory Expenditures		3 Farm 46 14.32 13,450,700.00		Tax Title Liens	138,039.95
CETA And Other Public Employment Programs		4a Commercial 2 77 725,300.00		Foreclosed Property	617,400.00
MUNICIPAL FUNCTIONS TOTAL	1,378,167.45	4c Apartments 1194 93,933,700.00		Emergencies & Other Deferred Charges	19,360.00
CAPITAL IMPROVEMENTS *ME40*	14,000.00	Total 1194 93,933,700.00		State and Federal Aid Receivable	
DEBT SERVICE		Land Area 1.20 Sq. Miles		Other Receivables	37,225.90
Principal Payments	163,250.00	Net Valuation Taxable-Municipal		Total	1,813,183.15
Interest Payments	21,468.44	Net Valuation Taxable-County		LIABILITIES, RESERVES, AND SURPLUS	
DEFERRED CHARGES		State Equalized Valuation		Cash Liabilities	334,857.17
SCHOOL, COUNTY, SPECIAL DISTRICT TAXES	20,282.23	State Equalization Ratio		Reserves for Receivables	1,044,722.34
RESERVE FOR UNCOLLECTED TAXES	1,649,246.02			Surplus Dec. 31, 1993	433,603.64
EXPENDITURES TOTAL	3,508,414.14			Total	1,813,183.15

*Includes County Health Services Taxes, County Vocational School Taxes, or County Open Space Tax. See Table 13.

0333

Population 1990 10,202
 Population 1993 10,700
 S & P Rating
 Moody Rating AAA

General Tax Rate Per \$100. 1.82
 State Equalized Tax Rate 1.69

SOUTHAMPTON TWP. - BURLINGTON CO.

Form of Government
Township Committee

Number of Members on Governing Body - 5

PER CAPITA

Gross Debt 310.93
 Net Debt 186.54
 Debt Service 2.84
 Total Tax Levy 805.04
 Municipal Expenditures 248.89

PER CENT.

Gross Debt .68
 Net Debt .41
 Tax Levy Collected 94.93
 Tax Levy Cancelled, Abated or Adjusted .40

EXPENDITURES		REVENUES-REALIZED		1993 PROPERTY TAX	
GENERAL GOVERNMENT		1993 Property Taxes Collected		STATE EQUALIZED TAX RATE .79	
Governing Body & Public Boards		8,130,331.00		Local District School Taxes .33	
Municipal Clerk		1993 Payments in Lieu of Taxes		Regional & Consolidated School Tax .33	
Financial Administration	35,242.00	Delinquent Tax & Lien Collections		School Taxes in Municipal Budget	
Assessment of Taxes	42,800.00	426,951.00		County Taxes .51	
Collection of Taxes	44,056.00	Business Personalty Replacement Taxes		County Library Taxes .03	
Planning, Housing & Development	26,299.00	Taxes From Public Utilities		Local Municipal Purpose Taxes .02	
Human Resources	16,207.00	Other Miscellaneous Tax Revenues		Veteran & Senior Citizen Taxes	
Elections	4,800.00	State Aid Revenues		Total Taxes for Rate Computation 1.68	
General Administration (other)	307,070.00	Federal Aid Revenues		Special District Taxes	
JUDICIARY		Sale of Acquired Property		Bank Corp. Taxes	
Municipal Courts	76,219.00	Other Miscellaneous Revenues		Added and Omitted Taxes	
PUBLIC SAFETY		Total		Total Taxes Levied - ABSTRACT	
Fire Protection	82,219.00	Prior Years Surplus Appropriated		Total Taxes Billed	
Police Protection	30,000.00	REVENUES TOTAL		1993 TAXES COLLECTED	
Civil Defense & Disaster Control	1,900.00	Reserve For Uncollected Taxes		1993 Taxes Cancelled, Abated or Adjusted	
Environmental Inspection & Control	69,705.00	CAPITAL OUTLAY TOTAL		Transfer to Tax Title Liens or Foreclosed	
Other Public Safety		Public Enterprises		Balance Outstanding Dec. 31, 1993	
PUBLIC WORKS		Recreation-Culture		PRIOR YEARS TAXES OUTSTANDING	
Streets and Drainage	662,975.00	Public Works		Balance January 1, 1993	
Sewers and Sewage Processing	8,050.00	Buildings and Grounds		Collected in 1993	
Garbage and Trash Disposal	305,200.00	Library and Education		Cancelled, Abated or Adjusted 1993	
Public Buildings and Grounds	28,500.00	Conservation		Transfers to Tax Title Liens or Foreclosed	
Other Public Works		All Other		Balance December 31, 1993	
HEALTH and WELFARE		CAPITAL DEBT AUTHORIZED, DECEMBER 31, 1993		TAX TITLE LIENS OUTSTANDING	
Health Services Except Environmental	11,065.00	ISSUED AND UNISSUED GROSS DEBT NET DEBT		Balance January 1, 1993	
Welfare-Public Assistance	6,220.00	School 1,330,998		Transfer From Taxes	
Hospital, Clinics, First Aid		Self-Liquidating		Redeemed in 1993	
Animal, Insect, & Rodent Control	3,460.00	Other 1,995,978		Cancelled, Abated or Adjusted (1993)	
Other Welfare Services		Total 3,326,976		Transfer to Foreclosed Property	
RECREATION and CONSERVATION		ISSUED AND OUTSTANDING		Balance December 31, 1993	
Beaches and Boardwalks	12,900.00	School 1,330,998.76		PROPERTY ACQUIRED BY DEED OR	
Parks, Playgrounds, Shade Trees	6,977.00	Self-Liquidating		FORECLOSURE	
Land Reclamation & Conservation	27,000.00	Other 591,011.00		Balance January 1, 1993	
Other Recreational Services		Total 1,922,009.76		Transfers From Taxes or Liens	
EDUCATION (excluding schools)		EQUALIZED VALUATION BASIS		Sale For Cash (1993)	
Libraries	40,000.00	FOR NET DEBT COMPUTATION		Cancelled, Abated or Adjusted (1993)	
Other Educational Services		REAL PROPERTY VALUATIONS		Balance December 31, 1993	
STATUTORY EXPENDITURES		Code Class # of Parcels % VAL'N ASSESSED VALUATION		CURRENT FINANCES DECEMBER 31, 1993	
Pensions & F. I. C. A.	100,000.00	1 Vacant Land 848 4.32 20,062,600.00		ASSETS	
Employee Fringe Benefits	175,000.00	2 Residential 3841 82.75 384,329,050.00		Cash Dec. 31, 1993	
Other Statutory Expenditures	4,360.00	3 Farm 476 5.45 25,305,900.00		Taxes Receivable	
CETA And Other Public Employment Programs		4a Commercial 135 5.62 26,115,700.00		Tax Title Liens	
MUNICIPAL FUNCTIONS TOTAL *ME 40*	2,128,224.00	4b Industrial 27 1.85 8,609,650.00		Foreclosed Property	
CAPITAL IMPROVEMENTS		4c Apartments		Emergencies & Other Deferred Charges	
DEBT SERVICE		Total 5327 464,422,900.00		State and Federal Aid Receivable	
Principal Payments	3,008.00	Land Area 43.31 Sq. Miles		Other Receivables	
Interest Payments	27,366.00	Net Valuation Taxable-Municipal		Total	
DEFERRED CHARGES		Net Valuation Taxable-County		LIABILITIES, RESERVES, AND SURPLUS	
SCHOOL, COUNTY, SPECIAL DISTRICT TAXES	12,400.00	State Equalized Valuation		Cash Liabilities	
RESERVE FOR UNCOLLECTED TAXES	8,401,346.41	State Equalization Ratio 92.77		Reserves for Receivables	
EXPENDITURES TOTAL	11,064,514.41			Surplus Dec. 31, 1993	
				Total	

1918

Population 1990 15,157
 Population 1993 15,950
 S & P Rating A+
 Maady Rating A1

General Tax Rate Per \$100. 2.95
 State Equalized Tax Rate 2.29

SPARTA TOWNSHIP - SUSSEX COUNTY

Form of Government:

Council-Manager Plan B (OMCL 50)

Number of Members on Governing Body - 5

PER CAPITA:

Gross Debt 754.67
 Net Debt 287.30
 Debt Service 37.95
 Total Tax Levy 1,778.40
 Municipal Expenditures 653.21

PER CENT:

Gross Debt .96
 Net Debt .37
 Tax Levy Collected 95.72
 Tax Levy Cancelled, Abated or Adjusted .43

EXPENDITURES	REVENUES-REALIZED	1993 PROPERTY TAX
GENERAL GOVERNMENT		STATE EQUALIZED TAX RATE 1.75
Governing Body & Public Baards 20,730.00	1993 Property Taxes Collected 27,173,872.48	Local District School Taxes 17,751,780.00
Municipal Clerk 56,195.00	1993 Payments in Lieu of Taxes 80,396.30	Regional & Consolidated School Tax
Financial Administration	Delinquent Tax & Lien Collections 1,215,122.47	School Taxes in Municipal Budget
Assessment of Taxes 97,430.00	Business Personal Replacement Taxes 122,245.44	County Taxes .40 4,880,905.04
Collection of Taxes 232,030.00	Taxes From Public Utilities 794,125.00	County Library Taxes
Planning, Housing & Development 118,195.00	Other Miscellaneous Tax Revenues 785,949.50	Local Municipal Purpose Taxes .44 5,340,379.41
Human Resources 104,363.00	State Aid Revenues 9,000.00	Veteran & Senior Citizen Taxes 63,400.00
Elections 16,500.00	Federal Aid Revenues	Total Taxes for Rate Computation 2.29 28,036,464.45
General Administration (other) 480,265.00		Special District Taxes
JUDICIARY	Sale of Acquired Property	Bank Corp. Taxes
Municipal Courts 99,072.18	Other Miscellaneous Revenues	Added and Omitted Taxes 392,373.80
PUBLIC SAFETY	Total 1,225,304.58	Total Taxes Levied - ABSTRACT 28,365,438.25
Fire Protection 107,507.00	Prior Years Surplus Appropriated 1,400,000.00	Total Taxes Billed 28,390,036.69
Police Protection 2,195,601.02	REVENUES TOTAL 32,806,015.77	1993 TAXES COLLECTED 27,173,872.48
Civil Defense & Disaster Control 250.00	Reserve For Uncollected Taxes 1,955,581.56	1993 Taxes Cancelled, Abated or Adjusted 121,808.66
Environmental Inspection & Control 211,512.36	CAPITAL OUTLAY TOTAL 2,117,552.04	Transfer to Tax Title Liens or Foreclosed 89,890.45
Other Public Safety		Balance Outstanding Dec. 31, 1993 1,004,465.10
PUBLIC WORKS	Public Enterprises 968,935.52	PRIOR YEARS TAXES OUTSTANDING
Streets and Drainage 1,312,985.00	Recreation-Culture	Balance January 1, 1993 1,373,888.37
Sewers and Sewage Processing 162,060.00	Public Works 732,288.53	Collected in 1993 1,172,818.67
Garbage and Trash Disposal	Buildings and Grounds 415,327.99	Cancelled, Abated or Adjusted 1993 117,667.97
Public Buildings and Grounds 66,350.00	Library and Education	Transfers to Tax Title Liens or Foreclosed 38,689.91
Other Public Works	Conservation	Balance December 31, 1993 44,911.82
HEALTH and WELFARE	All Other	TAX TITLE LIENS OUTSTANDING
Health Services Except Environmental 287,018.06		Balance January 1, 1993 232,716.39
Welfare-Public Assistance 57,755.00	CAPITAL DEBT AUTHORIZED, DECEMBER 31, 1993	Transfer From Taxes 129,403.29
Hospital, Clinics, First Aid	ISSUED AND UNISSUED GROSS DEBT NET DEBT	Redeemed In 1993 42,303.80
Animal, Insect, & Rodent Control 27,905.70	School 266,871	Cancelled, Abated or Adjusted (1993)
Other Welfare Services	Self-Liquidating 7,163,173	Transfer to Foreclosed Property
RECREATION and CONSERVATION	Other 4,606,907	Balance December 31, 1993 319,815.88
Beaches and Boardwalks	Total 12,036,951	PROPERTY ACQUIRED BY DEED OR
Parks, Playgrounds, Shade Trees		FORECLOSURE
Land Reclamation & Conservation 3,850.00	ISSUED AND OUTSTANDING	Balance January 1, 1993 219,505.00
Other Recreational Services 296,305.00	School 204,500.00	Transfers From Taxes or Liens
EDUCATION (excluding schools)	Self-Liquidating 5,833,173.12	Sale For Cash (1993)
Libraries 457,960.00	Other 4,421,832.00	Cancelled, Abated or Adjusted (1993)
Other Educational Services	Total 10,459,505.12	Balance December 31, 1993 219,505.00
STATUTORY EXPENDITURES	EQUALIZED VALUATION BASIS	CURRENT FINANCES DECEMBER 31, 1993
Pensions & F. I. C. A. 571,587.32	FOR NET DEBT COMPUTATION 1,250,492,765	ASSETS
Employee Fringe Benefits 718,575.00	REAL PROPERTY VALUATIONS	Cash Dec. 31, 1993 3,961,040.28
Other Statutory Expenditures	Code Class # of Parcels % VAL'N ASSESSED VALUATION	Taxes Receivable 1,049,376.92
CETA And Other Public Employment Programs	1 Vacant Land 1531 6.43 60,733,000.00	Tax Title Liens 319,815.88
MUNICIPAL FUNCTIONS TOTAL 7,713,311.70	2 Residential 5406 83.96 793,513,200.00	Foreclosed Property 219,505.00
CAPITAL IMPROVEMENTS *MEMO* 53,625.00	3 Farm 259 1.35 12,743,250.00	Emergencies & Other Deferred Charges
DEBT SERVICE	4a Commercial 177 5.99 56,657,300.00	State and Federal Aid Receivable 54,263.70
Principal Payments 428,299.03	4b Industrial 36 2.15 20,310,900.00	Other Receivables 92,787.20
Interest Payments 177,044.18	4c Apartments 2 .12 1,143,200.00	Total 5,696,788.98
	Total 7411 945,100,850.00	LIABILITIES, RESERVES, AND SURPLUS
DEFERRED CHARGES 144,490.00	Land Area 38.50 Sq. Miles	Cash Liabilities 1,470,302.87
SCHOOL, COUNTY, SPECIAL DISTRICT TAXES 22,632,685.04	Net Valuation Taxable-Municipal 949,073,303	Reserves for Receivables 1,604,094.32
RESERVE FOR UNCOLLECTED TAXES 1,955,581.56	Net Valuation Taxable-County 1,228,348,471	Surplus Dec. 31, 1993 2,622,391.79
EXPENDITURES TOTAL 33,051,411.51	State Equalized Valuation 1,222,514,034	Total 5,696,788.98
	State Equalization Ratio 77.56	

1224

Population 1990 7,983
 Population 1993 8,091
 S & P Rating
 Moody Rating AAA

General Tax Rate Per \$100. 4.85
 State Equalized Tax Rate 2.62

SPOTSWOOD BOROUGH - MIDDLESEX CO.

Form of Government:

Mayor-Council Plan B (OMCL 50)

Number of Members on Governing Body - 5

PER CAPITA		PER CENT
Gross Debt	822.12	Gross Debt 1.37
Net Debt	394.50	Net Debt .70
Debt Service	35.28	Tax Levy Collected 96.94
Total Tax Levy	1,155.93	Tax Levy Cancelled, Abated
Municipal Expenditures	501.68	or Adjusted 1.19

EXPENDITURES		REVENUES-REALIZED		1993 PROPERTY TAX	
GENERAL GOVERNMENT				STATE EQUALIZED TAX RATE 2.62	
Governing Body & Public Boards	3,300.00	1993 Property Taxes Collected	9,072,807.98	Local District School Taxes	5,729,287.50
Municipal Clerk	59,660.00	1993 Payments in Lieu of Taxes		Regional & Consolidated School Tax	
Financial Administration	146,780.00	Delinquent Tax & Lien Collections	231,022.53	School Taxes in Municipal Budget	
Assessment of Taxes	12,250.00	Business Personalty Replacement Taxes	236,686.84	County Taxes	1,514,453.39
Collection of Taxes		Taxes From Public Utilities	426,543.00	County Library Taxes	
Planning, Housing & Development	43,025.00	Other Miscellaneous Tax Revenues		Local Municipal Purpose Taxes	2,035,427.60
Human Resources	68,743.00	State Aid Revenues	574,818.89	Veteran & Senior Citizen Taxes	57,150.00
Elections	4,300.00	Federal Aid Revenues		Total Taxes for Rate Computation	9,336,318.49
General Administration (other)	230,950.00			Special District Taxes	
JUDICIARY		Sale of Acquired Property		Bank Corp. Taxes	
Municipal Courts	71,788.24	Other Miscellaneous Revenues	533,134.90	Added and Omitted Taxes	72,640.49
PUBLIC SAFETY		Total	11,075,014.14	Total Taxes Levied - ABSTRACT	9,351,808.98
Fire Protection	47,554.00	Prior Years Surplus Appropriated	175,000.00	Total Taxes Billed	9,359,308.50
Police Protection	1,090,009.12	REVENUES TOTAL	11,250,014.14	1993 TAXES COLLECTED	9,072,807.98
Civil Defense & Disaster Control	700.00	Reserve For Uncollected Taxes	267,645.37	1993 Taxes Cancelled, Abated or Adjusted	17,426.05
Environmental Inspection & Control	102,195.00			Transfer to Tax Title Liens or Foreclosed	19,539.85
Other Public Safety		CAPITAL OUTLAY TOTAL	1,500,080.91	Balance Outstanding Dec. 31, 1993	249,534.62
PUBLIC WORKS				PRIOR YEARS TAXES OUTSTANDING	
Streets and Drainage	430,975.00	Public Enterprises	133,065.72	Balance January 1, 1993	237,129.86
Sewers and Sewage Processing	65,335.00	Recreation-Culture		Collected in 1993	227,385.72
Garbage and Trash Disposal	216,500.00	Public Works	563,573.54	Cancelled, Abated or Adjusted 1993	
Public Buildings and Grounds	52,751.00	Buildings and Grounds	803,441.65	Transfers to Tax Title Liens or Foreclosed	2,157.68
Other Public Works	28,000.00	Library and Education		Balance December 31, 1993	7,586.46
HEALTH and WELFARE		Conservation		TAX TITLE LIENS OUTSTANDING	
Health Services Except Environmental	51,273.00	All Other		Balance January 1, 1993	85,129.14
Welfare-Public Assistance	39,600.00			Transfer From Taxes	21,997.17
Hospital, Clinics, First Aid		CAPITAL DEBT AUTHORIZED, DECEMBER 31, 1993		Redeemed In 1993	3,636.81
Animal, Insect, & Rodent Control	3,100.00	ISSUED AND UNISSUED		Cancelled, Abated or Adjusted (1993)	
Other Welfare Services	4,775.00	School	2,018,000	Transfer to Foreclosed Property	
RECREATION and CONSERVATION		Self-Liquidating	991,000	Balance December 31, 1993	103,489.50
Beaches and Boardwalks		Other	3,642,737	PROPERTY ACQUIRED BY DEED OR FORECLOSURE	
Parks, Playgrounds, Shade Trees		Total	6,651,737	Balance January 1, 1993	69,800.00
Land Reclamation & Conservation	12,045.09	ISSUED AND OUTSTANDING		Transfers From Taxes or Liens	
Other Recreational Services	27,165.00	School	2,018,000.00	Sale For Cash (1993)	
EDUCATION (excluding schools)		Self-Liquidating	970,000.00	Cancelled, Abated or Adjusted (1993)	
Libraries	122,148.00	Other	3,513,800.00	Balance December 31, 1993	69,800.00
Other Educational Services		Total	6,501,800.00	CURRENT FINANCES DECEMBER 31, 1993	
STATUTORY EXPENDITURES		EQUALIZED VALUATION BASIS		ASSETS	
Pensions & F. I. C. A.	256,750.00	FOR NET DEBT COMPUTATION	355,471,104	Cash Dec. 31, 1993	604,698.76
Employee Fringe Benefits	310,350.00	REAL PROPERTY VALUATIONS		Taxes Receivable	257,121.08
Other Statutory Expenditures		Code Class # of Parcels % VAL'N	ASSESSED VALUATION	Tax Title Liens	103,489.50
CETA And Other Public Employment Programs		1 Vacant Land 412 1.66	3,133,300.00	Foreclosed Property	69,800.00
MUNICIPAL FUNCTIONS TOTAL	3,502,021.45	2 Residential 2317 84.52	159,761,600.00	Emergencies & Other Deferred Charges	28,400.00
CAPITAL IMPROVEMENTS *MEMO*	52,200.00	3 Farm 1	4,000.00	State and Federal Aid Receivable	
DEBT SERVICE		4a Commercial 55 6.95	13,144,000.00	Other Receivables	58.00
Principal Payments	119,135.30	4b Industrial 6 5.63	10,644,300.00	Total	1,063,567.34
Interest Payments	166,291.49	4c Apartments 3 1.24	2,339,400.00	LIABILITIES, RESERVES, AND SURPLUS	
		Total 2794	189,026,600.00	Cash Liabilities	379,788.92
DEFERRED CHARGES	4,037.04	Land Area 2.15 Sq. Miles		Reserves for Receivables	430,468.58
SCHOOL, COUNTY, SPECIAL DISTRICT TAXES	7,243,740.89	Net Valuation Taxable-Municipal	191,477,691	Surplus Dec. 31, 1993	253,309.94
RESERVE FOR UNCOLLECTED TAXES	267,645.37	Net Valuation Taxable-County	345,368,618		
EXPENDITURES TOTAL	11,302,871.54	State Equalized Valuation	352,242,370		
		State Equalization Ratio	54.07		

1348

Population 1990 3,499
 Population 1993 3,615
 S & P Rating A
 Moody Rating

General Tax Rate Per \$100. 1.13
 State Equalized Tax Rate 1.15

SPRING LAKE BOROUGH - MONMOUTH CO.

Form of Government:

Borough Council

Number of Members on Governing Body - 6

PER CAPITA:

Gross Debt 2,301.98
 Net Debt 2,161.01
 Debt Service 218.32
 Total Tax Levy 2,467.19
 Municipal Expenditures 1,397.58

PER CENT:

Gross Debt 1.09
 Net Debt 1.02
 Tax Levy Collected 97.07
 Tax Levy Cancelled, Abated or Adjusted .12

EXPENDITURES		REVENUES-REALIZED		1993 PROPERTY TAX	
GENERAL GOVERNMENT				STATE EQUALIZED TAX RATE	
Governing Body & Public Boards		1993 Property Taxes Collected		Local District School Taxes	2,316,738.50
Municipal Clerk	190,300.00	1993 Payments in Lieu of Taxes		Regional & Consolidated School Tax	
Financial Administration	16,001.25	Delinquent Tax & Lien Collections		School Taxes in Municipal Budget	
Assessment of Taxes	59,825.75	Business Personalty Replacement Taxes		County Taxes	* 3,212,686.49
Collection of Taxes	24,920.00	Taxes From Public Utilities		County Library Taxes	
Planning, Housing & Development	61,660.00	Other Miscellaneous Tax Revenues		Local Municipal Purpose Taxes	3,336,560.00
Human Resources		State Aid Revenues		Veteran & Senior Citizen Taxes	24,700.00
Elections		Federal Aid Revenues		Total Taxes for Rate Computation	8,890,684.99
General Administration (other)	424,601.96	Sale of Acquired Property		Special District Taxes	
JUDICIARY		Other Miscellaneous Revenues		Bank Corp. Taxes	
Municipal Courts	37,100.00	Prior Years Surplus Appropriated		Added and Omitted Taxes	52,913.47
PUBLIC SAFETY		REVENUES TOTAL		Total Taxes Levied - ABSTRACT	8,918,898.46
Fire Protection	42,524.60	CAPITAL OUTLAY TOTAL		Total Taxes Billed	8,924,308.13
Police Protection	840,106.58	Public Enterprises		1993 TAXES COLLECTED	8,662,425.34
Civil Defense & Disaster Control	2,500.00	Recreation-Culture		1993 Taxes Cancelled, Abated or Adjusted	10,479.78
Environmental Inspection & Control	52,568.56	Public Works		Transfer to Tax Title Liens or Foreclosed	
Other Public Safety		Buildings and Grounds		Balance Outstanding Dec. 31, 1993	251,402.81
PUBLIC WORKS		Library and Education		PRIOR YEARS TAXES OUTSTANDING	
Streets and Drainage	254,150.00	Conservation		Balance January 1, 1993	396,164.30
Sewers and Sewage Processing		All Other		Collected in 1993	317,158.54
Garbage and Trash Disposal	181,100.00	CAPITAL DEBT AUTHORIZED, DECEMBER 31, 1993		Cancelled, Abated or Adjusted 1993	45,215.93
Public Buildings and Grounds	71,675.00	ISSUED AND UNISSUED		Transfers to Tax Title Liens or Foreclosed	
Other Public Works	750,035.00	SCHOOL		Balance December 31, 1993	33,789.83
HEALTH and WELFARE		GROSS DEBT		TAX TITLE LIENS OUTSTANDING	
Health Services Except Environmental	24,082.00	NET DEBT		Balance January 1, 1993	31,193.41
Welfare-Public Assistance	3,953.00	School		Transfer From Taxes	
Hospital, Clinics, First Aid		Self-Liquidating		Redeemed in 1993	31,193.41
Animal, Insect, & Rodent Control	100.00	Other		Cancelled, Abated or Adjusted (1993)	
Other Welfare Services		Total		Transfer to Foreclosed Property	
RECREATION and CONSERVATION		ISSUED AND OUTSTANDING		Balance December 31, 1993	
Beaches and Boardwalks		SCHOOL		PROPERTY ACQUIRED BY DEED OR	
Parks, Playgrounds, Shade Trees	26,850.00	Self-Liquidating		FORECLOSURE	
Land Reclamation & Conservation		Other		Balance January 1, 1993	7,700.00
Other Recreational Services	110,593.00	Total		Transfers From Taxes or Liens	
EDUCATION (excluding schools)		EQUALIZED VALUATION BASIS		Sale For Cash (1993)	
Libraries	146,687.00	FOR NET DEBT COMPUTATION		Cancelled, Abated or Adjusted (1993)	
Other Educational Services		REAL PROPERTY VALUATIONS		Balance December 31, 1993	7,700.00
STATUTORY EXPENDITURES		Code Class # of Parcels % VAL'N		CURRENT FINANCES DECEMBER 31, 1993	
Pensions & F. I. C. A.	246,814.46	ASSESSED VALUATION		ASSETS	
Employee Fringe Benefits	291,100.00	1 Vacant Land 84 2.45		Cash Dec. 31, 1993	1,281,409.34
Other Statutory Expenditures		2 Residential 1652 88.82		Taxes Receivable	285,192.64
CETA And Other Public Employment Programs		3 Farm		Tax Title Liens	
MUNICIPAL FUNCTIONS		4a Commercial 101 8.60		Foreclosed Property	7,700.00
CAPITAL IMPROVEMENTS		4b Industrial		Emergencies & Other Deferred Charges	
DEBT SERVICE		4c Apartments 1 .14		State and Federal Aid Receivable	152,500.00
Principal Payments	434,804.64	Total		Other Receivables	10,770.58
Interest Payments	354,438.19	Land Area 1.30 Sq. Miles		Total	1,737,572.56
DEFERRED CHARGES		Net Valuation Taxable-Municipal		LIABILITIES, RESERVES, AND SURPLUS	
SCHOOL, COUNTY, SPECIAL DISTRICT TAXES	5,529,424.99	Net Valuation Taxable-County		Cash Liabilities	606,370.11
RESERVE FOR UNCOLLECTED TAXES	403,743.00	State Equalized Valuation		Reserves for Receivables	456,163.22
EXPENDITURES TOTAL	10,581,058.98	State Equalization Ratio		Surplus Dec. 31, 1993	675,039.23
				Total	1,737,572.56

*Includes County Health Services Taxes, County Vocational School Taxes, or County Open Space Tax. See Table 13

1349

Population 1990 5,341
 Population 1993 5,356
 S & P Rating
 Moody Rating A

General Tax Rate Per \$100.

1.89

State Equalized Tax Rate

1.73

SPRING LAKE HEIGHTS - MONMOUTH CO.

Form of Government:

Borough Council

Number of Members on Governing Body - 6

PER CAPITA:

Gross Debt 480.29
 Net Debt 366.27
 Debt Service 62.80
 Total Tax Levy 1,320.78
 Municipal Expenditures 654.39

PER CENT:

Gross Debt .64
 Net Debt .49
 Tax Levy Collected 96.34
 Tax Levy Cancelled, Abated
 or Adjusted .22

EXPENDITURES		REVENUES-REALIZED		1993 PROPERTY TAX	
GENERAL GOVERNMENT				STATE EQUALIZED TAX RATE	
Governing Body & Public Boards		1993 Property Taxes Collected		Local District School Taxes	3,094,338.00
Municipal Clerk		1993 Payments in Lieu of Taxes		Regional & Consolidated School Tax	
Financial Administration	26,872.50	Delinquent Tax & Lien Collections		School Taxes in Municipal Budget	
Assessment of Taxes	20,092.34	Business Personalty Replacement Taxes		County Taxes	1,835,238.21
Collection of Taxes	37,067.13	Taxes From Public Utilities		County Library Taxes	75,284.12
Planning, Housing & Development	20,310.97	Other Miscellaneous Tax Revenues		Local Municipal Purpose Taxes	1,904,677.41
Human Resources	7,145.00	State Aid Revenues		Veteran & Senior Citizen Taxes	43,250.00
Elections	2,936.07	Federal Aid Revenues		Total Taxes for Rate Computation	6,952,787.74
General Administration (other)	544,532.57			Special District Taxes	147,910.00
JUDICIARY		Sale of Acquired Property		Bank Corp. Taxes	
Municipal Courts	113,531.09	Other Miscellaneous Revenues		Added and Omitted Taxes	16,673.26
PUBLIC SAFETY		Total		Total Taxes Levied - ABSTRACT	7,074,121.00
Fire Protection	18,880.40	Prior Years Surplus Appropriated		Total Taxes Billed	7,085,185.98
Police Protection	858,211.85	REVENUES TOTAL		1993 TAXES COLLECTED	6,825,661.23
Civil Defense & Disaster Control	29,414.50	Reserve For Uncollected Taxes		1993 Taxes Cancelled, Abated or Adjusted	15,833.73
Environmental Inspection & Control	34,394.96	CAPITAL OUTLAY TOTAL		Transfer to Tax Title Liens or Foreclosed	10,336.64
Other Public Safety				Balance Outstanding Dec. 31, 1993	233,354.38
PUBLIC WORKS		Public Enterprises		PRIOR YEARS TAXES OUTSTANDING	
Streets and Drainage	230,877.04	Recreation-Culture		Balance January 1, 1993	223,205.17
Sewers and Sewage Processing		Public Works		Collected in 1993	218,413.75
Garbage and Trash Disposal	449,153.75	Buildings and Grounds		Cancelled, Abated or Adjusted 1993	
Public Buildings and Grounds	39,252.55	Library and Education		Transfers to Tax Title Liens or Foreclosed	4,787.99
Other Public Works	27,534.40	Conservation		Balance December 31, 1993	3.43
HEALTH and WELFARE		All Other		TAX TITLE LIENS OUTSTANDING	
Health Services Except Environmental	28,269.76	CAPITAL DEBT AUTHORIZED, DECEMBER 31, 1993		Balance January 1, 1993	5,691.66
Welfare-Public Assistance	4,100.00	ISSUED AND UNISSUED		Transfer From Taxes	15,124.63
Hospital, Clinics, First Aid		GROSS DEBT		Redeemed In 1993	570.57
Animal, Insect, & Rodent Control	25.00	NET DEBT		Cancelled, Abated or Adjusted (1993)	
Other Welfare Services		SCHOOL		Transfer to Foreclosed Property	
RECREATION and CONSERVATION		Self-Liquidating		Balance December 31, 1993	20,245.72
Beaches and Boardwalks		Other		PROPERTY ACQUIRED BY DEED OR	
Parks, Playgrounds, Shade Trees	18,816.18	Total		FORECLOSURE	
Land Reclamation & Conservation		ISSUED AND OUTSTANDING		Balance January 1, 1993	158,700.00
Other Recreational Services		SCHOOL		Transfers From Taxes or Liens	
EDUCATION (excluding schools)		Self-Liquidating		Sale For Cash (1993)	
Libraries		Other		Cancelled, Abated or Adjusted (1993)	
Other Educational Services		Total		Balance December 31, 1993	158,700.00
STATUTORY EXPENDITURES		EQUALIZED VALUATION BASIS		CURRENT FINANCES DECEMBER 31, 1993	
Pensions & F. I. C. A.	204,471.31	FOR NET DEBT COMPUTATION		ASSETS	
Employee Fringe Benefits	73,470.00	REAL PROPERTY VALUATIONS		Cash Dec. 31, 1993	1,394,661.87
Other Statutory Expenditures	200.00	Code Class # of Parcels % VAL'N ASSESSED VALUATION		Taxes Receivable	233,357.81
CETA And Other Public Employment Programs		1 Vacant Land 66 1.13 4,131,800.00		Tax Title Liens	20,245.72
MUNICIPAL FUNCTIONS		2 Residential 2055 82.04 299,351,300.00		Foreclosed Property	158,700.00
CAPITAL IMPROVEMENTS	50,000.00	3 Farm		Emergencies & Other Deferred Charges	75,156.07
DEBT SERVICE		4a Commercial 78 11.05 40,328,400.00		State and Federal Aid Receivable	
Principal Payments	250,000.00	4b Industrial		Other Receivables	12,156.40
Interest Payments	86,344.34	4c Apartments 8 5.78 21,092,500.00		Total	1,894,277.87
DEFERRED CHARGES	30,493.61	Total 2207 364,904,000.00		LIABILITIES, RESERVES, AND SURPLUS	
SCHOOL, COUNTY, SPECIAL DISTRICT TAXES	5,152,770.33	Land Area 1.30 Sq. Miles		Cash Liabilities	649,517.25
RESERVE FOR UNCOLLECTED TAXES	348,489.00	Net Valuation Taxable-Municipal		Reserves for Receivables	424,459.93
EXPENDITURES TOTAL	8,657,656.65	Net Valuation Taxable-County		Surplus Dec. 31, 1993	820,300.69
		State Equalized Valuation		Total	1,894,277.87
		State Equalization Ratio			

*Includes County Health Services Taxes, County Vocational School Taxes, or County Open Space Tax. See Table 13.

0334

Population 1990 **3,023**
 Population 1993 **2,996**
 S & P Rating
 Moody Rating **A**

General Tax Rate Per \$100. **2.18**
 State Equalized Tax Rate **2.13**

SPRINGFIELD TWP. - BURLINGTON CO.
 Form of Government:
Township Committee
 Number of Members on Governing Body - 3

PER CAPITA:
 Gross Debt **1,381.84**
 Net Debt **547.73**
 Debt Service **33.53**
 Total Tax Levy **1,347.21**
 Municipal Expenditures **599.24**

PER CENT:
 Gross Debt **2.23**
 Net Debt **.88**
 Tax Levy Collected **92.52**
 Tax Levy Cancelled, Abated or Adjusted **.30**

EXPENDITURES		REVENUES-REALIZED		1993 PROPERTY TAX	
GENERAL GOVERNMENT				STATE EQUALIZED TAX RATE	
Governing Body & Public Boards		1993 Property Taxes Collected	3,734,774.00	Local District School Taxes	1,206,193.16
Municipal Clerk		1993 Payments in Lieu of Taxes		Regional & Consolidated School Tax	1,363,547.00
Financial Administration	14,500.00	Delinquent Tax & Lien Collections	365,100.00	School Taxes in Municipal Budget	
Assessment of Taxes	22,877.00	Business Personalty Replacement Taxes	40,016.00	County Taxes	1,048,799.79
Collection of Taxes	28,650.00	Taxes From Public Utilities	341,420.00	County Library Taxes	66,652.56
Planning, Hausing & Development	40,920.00	Other Miscellaneous Tax Revenues		Local Municipal Purpose Taxes	315,089.00
Human Resources	44,824.00	State Aid Revenues	299,807.00	Veteran & Senior Citizen Taxes	21,600.00
Elections		Federal Aid Revenues		Total Taxes for Rate Computation	4,021,881.51
General Administration (other)	227,500.00			Special District Taxes	
JUDICIARY		Sale of Acquired Property		Bank Corp. Taxes	
Municipal Courts	63,000.00	Other Miscellaneous Revenues	255,853.00	Added and Omitted Taxes	35,961.00
PUBLIC SAFETY		Total	5,036,970.00	Total Taxes Levied - ABSTRACT	4,036,242.51
Fire Protection	90,041.00	Prior Years Surplus Appropriated	570,000.00	Total Taxes Billed	4,036,593.00
Police Protection	78,288.00	REVENUES TOTAL	5,606,970.00	1993 TAXES COLLECTED	3,734,774.00
Civil Defense & Disaster Control	2,720.00	Reserve For Uncollected Taxes	467,136.00	1993 Taxes Cancelled, Abated or Adjusted	11,912.00
Environmental Inspection & Control	51,975.00	CAPITAL OUTLAY TOTAL	400,371.00	Transfer to Tax Title Liens or Foreclosed	4,748.00
Other Public Safety				Balance Outstanding Dec. 31, 1993	285,159.00
PUBLIC WORKS		Public Enterprises		PRIOR YEARS TAXES OUTSTANDING	
Streets and Drainage	295,087.00	Recreation-Culture		Balance January 1, 1993	383,324.00
Sewers and Sewage Processing	7,300.00	Public Works	9,525.00	Collected in 1993	358,540.00
Garbage and Trash Disposal	116,000.00	Buildings and Grounds	390,846.00	Cancelled, Abated or Adjusted 1993	9,709.00
Public Buildings and Grounds	39,000.00	Library and Education		Transfers to Tax Title Liens or Foreclosed	3,844.00
Other Public Works		Conservation		Balance December 31, 1993	11,231.00
HEALTH and WELFARE		All Other		TAX TITLE LIENS OUTSTANDING	
Health Services Except Environmental				Balance January 1, 1993	8,644.00
Welfare-Public Assistance	2,567.00			Transfer From Taxes	9,246.00
Hospital, Clinics, First Aid		CAPITAL DEBT AUTHORIZED, DECEMBER 31, 1993		Redeemed In 1993	6,559.00
Animal, Insect, & Rodent Control		ISSUED AND UNISSUED		Cancelled, Abated or Adjusted (1993)	
Other Welfare Services		School	2,499,000	Transfer to Foreclosed Property	
RECREATION and CONSERVATION		Self-Liquidating	1,640,988	Balance December 31, 1993	11,331.00
Beaches and Boardwalks	20,000.00	Other	1,640,988	PROPERTY ACQUIRED BY DEED OR	
Parks, Playgrounds, Shade Trees	19,297.00	Total	4,139,988	FORECLOSURE	
Land Reclamation & Conservation		ISSUED AND OUTSTANDING		Balance January 1, 1993	32,915.00
Other Recreational Services	500.00	School	2,499,000.00	Transfers From Taxes or Liens	
EDUCATION (excluding schools)		Self-Liquidating	1,047,425.00	Sale For Cash (1993)	
Libraries		Other	3,546,425.00	Cancelled, Abated or Adjusted (1993)	
Other Educational Services		Total	3,546,425.00	Balance December 31, 1993	32,915.00
STATUTORY EXPENDITURES		EQUALIZED VALUATION BASIS		CURRENT FINANCES DECEMBER 31, 1993	
Pensions & F. I. C. A.	24,500.00	FOR NET DEBT COMPUTATION	185,815,403	ASSETS	
Employee Fringe Benefits	32,500.00	REAL PROPERTY VALUATIONS		Cash Dec. 31, 1993	1,286,784.00
Other Statutory Expenditures	1,300.00	Code Class # of Parcels % VAL'N	ASSESSED VALUATION	Taxes Receivable	296,390.00
CETA and Other Public Employment Programs		1 Vacant Land 193 4.56	8,491,231.00	Tax Title Liens	11,331.00
MUNICIPAL FUNCTIONS		2 Residential 821 66.98	121,999,550.00	Foreclosed Property	32,915.00
TOTAL	1,223,346.00	3 Farm 474 17.89	32,586,812.00	Emergencies & Other Deferred Charges	8,800.00
CAPITAL IMPROVEMENTS		4a Commercial 73 10.29	18,745,900.00	State and Federal Aid Receivable	4,474.00
MEMO	100,000.00	4b Industrial 1 .17	318,600.00	Other Receivables	137,811.00
DEBT SERVICE		4c Apartments		Total	1,778,505.00
Principal Payments	33,000.00	Total 1562	182,141,993.00	LIABILITIES, RESERVES, AND SURPLUS	
Interest Payments	57,452.00	Land Area 29.34 Sq. Miles		Cash Liabilities	663,383.00
DEFERRED CHARGES		Net Valuation Taxable-Municipal	183,852,570	Reserves for Receivables	478,447.00
SCHOOL, COUNTY, SPECIAL DISTRICT TAXES	3,685,192.51	Net Valuation Taxable-County	199,146,310	Surplus Dec. 31, 1993	636,675.00
RESERVE FOR UNCOLLECTED TAXES	467,136.00	State Equalized Valuation	187,930,793	Total	1,779,505.00
EXPENDITURES TOTAL	5,430,526.51	State Equalization Ratio	97.81		

2017

Population 1990 13,420
 Population 1993 13,835
 S & P Rating
 Moody Rating AA

General Tax Rate Per \$100. 2.68
 State Equalized Tax Rate 2.11

SPRINGFIELD TWP. - UNION CO.
Form of Government:
Town Council
Number of Members on Governing Body - 5

PER CAPITA:

Gross Debt 470.94
 Net Debt 463.73
 Debt Service 67.90
 Total Tax Levy 2,065.83
 Municipal Expenditures 1,031.35

PER CENT:

Gross Debt .48
 Net Debt .46
 Tax Levy Collected 96.73
 Tax Levy Cancelled, Abated or Adjusted 1.07

EXPENDITURES		REVENUES-REALIZED		1993 PROPERTY TAX	
GENERAL GOVERNMENT				STATE EQUALIZED TAX RATE	
Governing Body & Public Boards		1993 Property Taxes Collected	27,697,692.61	Local District School Taxes	.66 8,852,279.00
Municipal Clerk		1993 Payments in Lieu of Taxes	96,365.03	Regional & Consolidated School Tax	.46 6,186,167.50
Financial Administration	127,425.41	Delinquent Tax & Lien Collections	759,073.71	School Taxes in Municipal Budget	
Assessment of Taxes	198,700.00	Business Personalty Replacement Taxes	450,545.88	County Taxes	.45 6,095,343.86
Collection of Taxes		Taxes From Public Utilities	1,285,397.00	County Library Taxes	
Planning, Housing & Development	81,239.04	Other Miscellaneous Tax Revenues	875,788.21	Local Municipal Purpose Taxes	.54 7,234,470.12
Human Resources	201,275.40	State Aid Revenues		Veteran & Senior Citizen Taxes	110,000.00
Elections		Federal Aid Revenues		Total Taxes for Rate Computation	2.11 28,478,260.48
General Administration (other)	1,011,115.04			Special District Taxes	
JUDICIARY		Sale of Acquired Property		Bank Corp. Taxes	
Municipal Courts	135,900.00	Other Miscellaneous Revenues	1,097,165.84	Added and Omitted Taxes	213,163.18
PUBLIC SAFETY		Total	32,262,028.28	Total Taxes Levied - ABSTRACT	28,581,423.66
Fire Protection	1,436,747.00	Prior Years Surplus Appropriated	3,100,000.00	Total Taxes Billed	28,632,594.43
Police Protection	2,947,189.65	REVENUES TOTAL	35,362,028.28	1993 TAXES COLLECTED	27,697,692.61
Civil Defense & Disaster Control	42,300.00	Reserve For Uncollected Taxes	1,080,000.00	1993 Taxes Cancelled, Abated or Adjusted	305,144.17
Environmental Inspection & Control	113,238.00	CAPITAL OUTLAY TOTAL	545,311.85	Transfer to Tax Title Liens or Foreclosed	9,806.12
Other Public Safety				Balance Outstanding Dec. 31, 1993	619,951.53
PUBLIC WORKS		Public Enterprises	10,852.36	PRIOR YEARS TAXES OUTSTANDING	
Streets and Drainage	630,700.00	Recreation-Culture		Balance January 1, 1993	828,104.21
Sewers and Sewage Processing	725,347.86	Public Works	9,723.50	Collected in 1993	759,073.71
Garbage and Trash Disposal	1,257,174.98	Buildings and Grounds	524,735.99	Cancelled, Abated or Adjusted 1993	20,378.77
Public Buildings and Grounds	175,500.00	Library and Education		Transfers to Tax Title Liens or Foreclosed	2,438.08
Other Public Works	85,400.00	Conservation		Balance December 31, 1993	46,213.65
HEALTH AND WELFARE		All Other		TAX TITLE LIENS OUTSTANDING	
Health Services Except Environmental	279,476.53	CAPITAL DEBT AUTHORIZED, DECEMBER 31, 1993		Balance January 1, 1993	54,078.87
Welfare-Public Assistance	12,000.00	ISSUED AND UNISSUED		Transfer From Taxes	12,549.12
Hospital, Clinics, First Aid		GROSS DEBT		Redeemed In 1993	
Animal, Insect, & Rodent Control	13,000.00	School	223,640	Cancelled, Abated or Adjusted (1993)	
Other Welfare Services		Self-Liquidating	312,000	Transfer to Foreclosed Property	
RECREATION and CONSERVATION		Other	6,104,350	Balance December 31, 1993	66,627.99
Beaches and Boardwalks		Total	6,639,990	PROPERTY ACQUIRED BY DEED OR FORECLOSURE	
Parks, Playgrounds, Shade Trees	176,500.00	ISSUED AND OUTSTANDING		Balance January 1, 1993	36,910.00
Land Reclamation & Conservation	21,514.61	School	223,640.48	Transfers From Taxes or Liens	
Other Recreational Services	40,100.00	Self-Liquidating	255,000.00	Sale For Cash (1993)	
EDUCATION (excluding schools)		Other	5,904,000.00	Cancelled, Abated or Adjusted (1993)	
Libraries	548,600.00	Total	6,382,640.48	Balance December 31, 1993	36,910.00
Other Educational Services		EQUALIZED VALUATION BASIS		CURRENT FINANCES DECEMBER 31, 1993	
STATUTORY EXPENDITURES		FOR NET DEBT COMPUTATION	1,395,096,400	ASSETS	
Pensions & F. I. C. A.	606,274.59	REAL PROPERTY VALUATIONS		Cash Dec. 31, 1993	5,147,387.75
Employee Fringe Benefits	1,315,745.55	Code Class # of Parcels % VAL'N	ASSESSED VALUATION	Taxes Receivable	666,165.18
Other Statutory Expenditures		1 Vacant Land 221 1.28	13,495,300.00	Tax Title Liens	66,627.99
CETA And Other Public Employment Programs		2 Residential 4631 66.83	707,030,000.00	Foreclosed Property	36,910.00
MUNICIPAL FUNCTIONS		3 Farm 7 .03	399,600.00	Emergencies & Other Deferred Charges	80,300.00
CAPITAL IMPROVEMENTS	100.00	4a Commercial 241 21.30	225,314,900.00	State and Federal Aid Receivable	67,855.00
DEBT SERVICE		4b Industrial 71 5.69	70,809,600.00	Other Receivables	300,203.78
Principal Payments	533,000.00	4c Apartments 13 3.87	40,971,500.00	Total	6,365,949.70
Interest Payments	409,335.00	Total	1,053,020,903.00	LIABILITIES, RESERVES, AND SURPLUS	
DEFERRED CHARGES		Land Area 5.20 Sq. Miles		Cash Liabilities	1,141,444.32
SCHOOL, COUNTY, SPECIAL DISTRICT TAXES	21,133,790.36	Net Valuation Taxable-Municipal	1,060,426,539	Reserves for Receivables	1,069,905.95
RESERVE FOR UNCOLLECTED TAXES	1,080,000.00	Net Valuation Taxable-County	1,357,605,264	Surplus Dec. 31, 1993	4,154,598.43
EXPENDITURES TOTAL	35,402,584.14	State Equalized Valuation	1,344,050,199	Total	6,365,949.70
		State Equalization Ratio	78.86		

1530

Population 1990 **13,325**
 Population 1993 **14,887**
 S & P Rating
 Moody Rating

General Tax Rate Per \$100. **2.02**
 State Equalized Tax Rate **1.96**

STAFFORD TOWNSHIP - OCEAN COUNTY
 Form of Government:
Small Municipality Plan A (OMCL 50)
 Number of Members on Governing Body - 3

PER CAPITA:
 Gross Debt **1,591.37**
 Net Debt **807.09**
 Debt Service **72.08**
 Total Tax Levy **1,696.85**
 Municipal Expenditures **862.09**

PER CENT:
 Gross Debt **1.36**
 Net Debt **.94**
 Tax Levy Collected **94.82**
 Tax Levy Cancelled, Abated or Adjusted **.23**

EXPENDITURES		REVENUES-REALIZED		1993 PROPERTY TAX	
GENERAL GOVERNMENT				STATE EQUALIZED TAX RATE	
Governing Body & Public Boards	239,548.00	1993 Property Taxes Collected	23,956,442.61	Local District School Taxes	.68 8,551,529.00
Municipal Clerk		1993 Payments in Lieu of Taxes		Regional & Consolidated School Tax	.28 3,579,160.76
Financial Administration	187,540.00	Delinquent Tax & Lien Collections	1,343,079.06	School Taxes in Municipal Budget	
Assessment of Taxes	142,805.00	Business Personalty Replacement Taxes	32,873.08	County Taxes	.45 * 5,730,282.45
Collection of Taxes	173,821.04	Taxes From Public Utilities	2,406,436.00	County Library Taxes	.04 486,159.91
Planning, Housing & Development	293,822.14	Other Miscellaneous Tax Revenues	67,944.25	Local Municipal Purpose Taxes	.50 6,357,344.14
Human Resources	175,207.29	State Aid Revenues	964,528.60	Veteran & Senior Citizen Taxes	
Elections		Federal Aid Revenues	37,610.19	Total Taxes for Rate Computation	1.95 24,920,926.26
General Administration (other)	1,266,417.89			Special District Taxes	
JUDICIARY		Sale of Acquired Property	900.00	Bank Corp. Taxes	
Municipal Courts	275,292.88	Other Miscellaneous Revenues	1,257,276.37	Added and Omitted Taxes	556,050.51
PUBLIC SAFETY		Total	30,067,090.16	Total Taxes Levied - ABSTRACT	25,261,026.77
Fire Protection	82,580.40	Prior Years Surplus Appropriated	1,550,000.00	Total Taxes Billed	25,264,607.63
Police Protection	2,803,589.66	REVENUES TOTAL	31,617,090.16	1993 TAXES COLLECTED	23,956,442.61
Civil Defense & Disaster Control	6,161.19	Reserve For Uncollected Taxes	1,395,793.42	1993 Taxes Cancelled, Abated or Adjusted	57,063.11
Environmental Inspection & Control	89,250.09			Transfer to Tax Title Liens or Foreclosed	76,004.05
Other Public Safety		CAPITAL OUTLAY TOTAL	3,381,339.84	Balance Outstanding Dec. 31, 1993	1,175,097.86
PUBLIC WORKS				PRIOR YEARS TAXES OUTSTANDING	
Streets and Drainage	391,718.00	Public Enterprises	555,491.43	Balance January 1, 1993	1,204,346.56
Sewers and Sewage Processing		Recreation-Culture	2,444,146.01	Collected in 1993	1,091,840.47
Garbage and Trash Disposal	660,348.46	Public Works	381,702.40	Cancelled, Abated or Adjusted 1993	2,266.54
Public Buildings and Grounds	134,926.50	Buildings and Grounds		Transfers to Tax Title Liens or Foreclosed	99,862.25
Other Public Works	1,405,186.00	Library and Education		Balance December 31, 1993	10,377.30
HEALTH and WELFARE		Conservation		TAX TITLE LIENS OUTSTANDING	
Health Services Except Environmental	35,386.97	All Other		Balance January 1, 1993	253,581.16
Welfare-Public Assistance	22,442.00			Transfer From Taxes	181,123.66
Hospital, Clinics, First Aid		CAPITAL DEBT AUTHORIZED, DECEMBER 31, 1993		Redeemed In 1993	251,238.59
Animal, Insect, & Radent Control	110,834.00	ISSUED AND UNISSUED		Cancelled, Abated or Adjusted (1993)	14.98
Other Welfare Services		School	11,683,063	Transfer to Foreclosed Property	18,126.56
RECREATION and CONSERVATION		Self-Liquidating		Balance December 31, 1993	165,324.69
Beaches and Boardwalks		Other	12,015,117	PROPERTY ACQUIRED BY DEED OR FORECLOSURE	
Parks, Playgrounds, Shade Trees	172,657.00	Total	23,698,180	Balance January 1, 1993	2,703,420.00
Land Reclamation & Conservation	353,179.96	ISSUED AND OUTSTANDING		Transfers From Taxes or Liens	26,943.28
Other Recreational Services	12,180.00	School	11,683,063.12	Sale For Cash (1993)	229,747.86
EDUCATION (excluding schools)		Self-Liquidating		Cancelled, Abated or Adjusted (1993)	44,635.44
Libraries		Other	9,739,659.00	Balance December 31, 1993	2,455,979.98
Other Educational Services	1,075.00	Total	21,422,722.12	CURRENT FINANCES DECEMBER 31, 1993	
STATUTORY EXPENDITURES		EQUALIZED VALUATION BASIS FOR NET DEBT COMPUTATION	1,274,790,974	ASSETS	
Pensions & F. I. C. A.	293,184.57	REAL PROPERTY VALUATIONS		Cash Dec. 31, 1993	2,274,112.93
Employee Fringe Benefits	983,690.71	Code Class # of Parcels % VAL'N	ASSESSED VALUATION	Taxes Receivable	1,185,475.16
Other Statutory Expenditures		1 Vacant Land 5664 9.71	117,944,600.00	Tax Title Liens	165,324.69
CETA And Other Public Employment Programs		2 Residential 8237 79.43	965,128,500.00	Foreclosed Property	2,455,979.98
MUNICIPAL FUNCTIONS TOTAL	10,282,844.75	3 Farm 29 .14	1,626,100.00	Emergencies & Other Deferred Charges	94,458.68
CAPITAL IMPROVEMENTS *MEMO*	64,750.00	4a Commercial 279 10.50	127,575,853.00	State and Federal Aid Receivable	6,846.36
DEBT SERVICE		4b Industrial		Other Receivables	1,162,636.19
Principal Payments	600,000.00	4c Apartments 2 .23	2,750,300.00	Total	7,344,883.99
Interest Payments	473,064.72	Total	1,215,025,353.00	LIABILITIES, RESERVES, AND SURPLUS	
DEFERRED CHARGES		Land Area 47.05 Sq. Miles		Cash Liabilities	1,691,381.24
SCHOOL, COUNTY, SPECIAL DISTRICT TAXES	18,347,132.12	Net Valuation Taxable-Municipal	1,225,015,031	Reserves for Receivables	4,969,466.02
RESERVE FOR UNCOLLECTED TAXES	1,395,793.42	Net Valuation Taxable-County	1,295,965,544	Surplus Dec. 31, 1993	684,036.73
EXPENDITURES TOTAL	31,181,076.00	State Equalized Valuation	1,264,403,629	Total	7,344,883.99
		State Equalization Ratio	96.86		

1919

Population 1990 3,393
 Population 1993 3,568
 S & P Rating
 Moody Rating AAA

General Tax Rate Per \$100. 3.01
 State Equalized Tax Rate 2.79

STANHOPE BOROUGH - SUSSEX COUNTY

Form of Government:

Borough Council

Number of Members on Governing Body - 6

PER CAPITA:

Gross Debt 992.08
 Net Debt 593.29
 Debt Service 61.54
 Total Tax Levy 1,332.15
 Municipal Expenditures 621.72

PER CENT:

Gross Debt 2.05
 Net Debt 1.23
 Tax Levy Collected 25.72
 Tax Levy Cancelled, Abated or Adjusted .74

EXPENDITURES		REVENUES-REALIZED		1993 PROPERTY TAX	
GENERAL GOVERNMENT		1993 Property Taxes Collected		STATE EQUALIZED TAX RATE 1.07	
Governing Body & Public Boards		1993 Payments in Lieu of Taxes	4,562,264.33	Local District School Taxes	1,818,899.17
Municipal Clerk		Delinquent Tax & Lien Collections	159,442.80	Regional & Consolidated School Tax	829,946.45
Financial Administration	47,480.00	Business Personality Replacement Taxes	40,217.28	School Taxes in Municipal Budget	
Assessment of Taxes	21,190.00	Taxes From Public Utilities	104,783.00	County Taxes	690,356.24
Collection of Taxes	30,615.00	Other Miscellaneous Tax Revenues		County Library Taxes	56,028.57
Planning, Housing & Development	33,739.00	State Aid Revenues	170,525.09	Local Municipal Purpose Taxes	1,349,541.00
Human Resources	4,000.00	Federal Aid Revenues		Veteran & Senior Citizen Taxes	21,800.00
Elections				Total Taxes for Rate Computation	4,766,571.43
General Administration (other)	219,760.00			Special District Taxes	
JUDICIARY		Sale of Acquired Property		Bank Corp. Taxes	
Municipal Courts	35,910.00	Other Miscellaneous Revenues	148,881.45	Added and Omitted Taxes	8,340.12
PUBLIC SAFETY		Total	5,186,113.95	Total Taxes Levied - ABSTRACT	4,753,111.55
Fire Protection	44,188.00	Prior Years Surplus Appropriated	282,000.00	Total Taxes Billed	4,766,144.57
Police Protection	412,239.00	REVENUES TOTAL	5,468,113.95	1993 TAXES COLLECTED	4,562,264.33
Civil Defense & Disaster Control		Reserve For Uncollected Taxes	311,043.00	1993 Taxes Cancelled, Abated or Adjusted	35,328.79
Environmental Inspection & Control	22,795.00			Transfer to Tax Title Liens or Foreclosed	6,862.80
Other Public Safety		CAPITAL OUTLAY TOTAL	96,771.53	Balance Outstanding Dec. 31, 1993	161,688.65
PUBLIC WORKS				PRIOR YEARS TAXES OUTSTANDING	
Streets and Drainage	33,000.00	Public Enterprises	1,165.10	Balance January 1, 1993	147,801.03
Sewers and Sewage Processing	73,285.00	Recreation-Culture		Collected in 1993	124,996.65
Garbage and Trash Disposal	267,239.00	Public Works	91,752.60	Cancelled, Abated or Adjusted 1993	115.66
Public Buildings and Grounds	28,150.00	Buildings and Grounds	3,853.83	Transfers to Tax Title Liens or Foreclosed	423.62
Other Public Works	135,230.00	Library and Education		Balance December 31, 1993	22,265.10
HEALTH and WELFARE		Conservation		TAX TITLE LIENS OUTSTANDING	
Health Services Except Environmental	42,183.00	All Other		Balance January 1, 1993	57,213.21
Welfare-Public Assistance	7,723.00			Transfer From Taxes	7,325.33
Hospital, Clinics, First Aid		CAPITAL DEBT AUTHORIZED, DECEMBER 31, 1993		Redeemed In 1993	34,446.15
Animal, Insect, & Rodent Control	5,190.00	ISSUED AND UNISSUED		Cancelled, Abated or Adjusted (1993)	6,015.31
Other Welfare Services		School	190,662	Transfer to Foreclosed Property	
RECREATION and CONSERVATION		Self-Liquidating	2,232,087	Balance December 31, 1993	24,076.58
Beaches and Boardwalks		Other	1,116,985	PROPERTY ACQUIRED BY DEED OR FORECLOSURE	
Parks, Playgrounds, Shade Trees	3,415.00	Total	3,539,735	Balance January 1, 1993	334,800.00
Land Reclamation & Conservation	2,560.00			Transfers From Taxes or Liens	
Other Recreational Services	11,475.00	ISSUED AND OUTSTANDING		Sale For Cash (1993)	
EDUCATION (excluding schools)		School	190,662.44	Cancelled, Abated or Adjusted (1993)	
Libraries		Self-Liquidating	1,667,087.89	Balance December 31, 1993	334,800.00
Other Educational Services		Other	874,225.00	CURRENT FINANCES DECEMBER 31, 1993	
STATUTORY EXPENDITURES		Total	2,731,975.33	ASSETS	
Pensions & F. I. C. A.	77,775.00	EQUALIZED VALUATION BASIS		Cash Dec. 31, 1993	760,022.92
Employee Fringe Benefits	168,100.00	FOR NET DEBT COMPUTATION	172,392,062	Taxes Receivable	183,953.75
Other Statutory Expenditures	2,000.00	REAL PROPERTY VALUATIONS		Tax Title Liens	24,076.58
CETA And Other Public Employment Programs		Code Class # of Parcels % VAL'N ASSESSED VALUATION		Foreclosed Property	334,800.00
MUNICIPAL FUNCTIONS TOTAL	1,729,241.00	1 Vacant Land 257 2.22 3,490,900.00		Emergencies & Other Deferred Charges	92,200.00
CAPITAL IMPROVEMENTS *MEMO*	10,000.00	2 Residential 1268 87.23 137,211,000.00		State and Federal Aid Receivable	430.49
DEBT SERVICE		3 Farm 46 6.06 9,538,600.00		Other Receivables	517.35
Principal Payments	98,375.00	4a Commercial 5 3.56 5,594,300.00		Total	1,396,001.09
Interest Payments	49,839.28	4c Apartments 6 .93 1,462,600.00		LIABILITIES, RESERVES, AND SURPLUS	
		Total 1582 157,297,400.00		Cash Liabilities	256,788.51
DEFERRED CHARGES	29,800.00	Land Area 1.70 Sq. Miles		Reserves for Receivables	543,347.68
SCHOOL, COUNTY, SPECIAL DISTRICT TAXES	3,395,230.43	Net Valuation Taxable-Municipal	158,066,593	Surplus Dec. 31, 1993	585,866.90
RESERVE FOR UNCOLLECTED TAXES	311,043.00	Net Valuation Taxable-County	172,651,433	Total	1,396,001.09
EXPENDITURES TOTAL	5,613,528.71	State Equalized Valuation	170,691,846		
		State Equalization Ratio	92.57		

1920

Population 1990 4,253
 Population 1993 4,383
 S & P Rating
 Moody Rating

General Tax Rate Per \$100. 2.16
 State Equalized Tax Rate 2.06

STILLWATER TOWNSHIP - SUSSEX CO.

Form of Government:

Township Committee

Number of Members on Governing Body - 5

PER CAPITA:

Gross Debt 527.63
 Net Debt 242.24
 Debt Service
 Total Tax Levy 1,163.92
 Municipal Expenditures 472.47

PER CENT:

Gross Debt .94
 Net Debt .43
 Tax Levy Collected 92.28
 Tax Levy Cancelled, Abated or Adjusted .10

EXPENDITURES		REVENUES-REALIZED		1993 PROPERTY TAX	
GENERAL GOVERNMENT		1993 Property Taxes Collected		STATE EQUALIZED TAX RATE	
Governing Body & Public Boards		1993 Payments in Lieu of Taxes		Local District School Taxes	1,639,611.00
Municipal Clerk		Delinquent Tax & Lien Collections		Regional & Consolidated School Tax	1,373,918.39
Financial Administration	55,076.00	Business Personalty Replacement Taxes		School Taxes in Municipal Budget	
Assessment of Taxes	49,217.00	Taxes From Public Utilities		County Taxes	* 1,080,696.21
Collection of Taxes	40,177.00	Other Miscellaneous Tax Revenues		County Library Taxes	80,899.27
Planning, Housing & Development	31,753.00	State Aid Revenues		Local Municipal Purpose Taxes	850,157.93
Human Resources	56,239.39	Federal Aid Revenues		Veteran & Senior Citizen Taxes	33,450.00
Elections		Sale of Acquired Property		Total Taxes for Rate Computation	5,058,733.39
General Administration (other)	293,816.00	Other Miscellaneous Revenues		Special District Taxes	49,500.60
JUDICIARY		Prior Years Surplus Appropriated		Bank Corp. Taxes	
Municipal Courts	55,610.00	Reserve For Uncollected Taxes		Added and Omitted Taxes	26,657.13
PUBLIC SAFETY		TOTAL		Total Taxes Levied - ABSTRACT	5,101,441.03
Fire Protection	75,747.90	CAPITAL OUTLAY		Total Taxes Billed	5,121,276.68
Police Protection	132,375.00	Public Enterprises		1993 TAXES COLLECTED	4,725,732.11
Civil Defense & Disaster Control	5,125.00	Recreation-Culture		1993 Taxes Cancelled, Abated or Adjusted	4,992.54
Environmental Inspection & Control	55,180.00	Public Works		Transfer to Tax Title Liens or Foreclosed	18,574.23
Other Public Safety		Buildings and Grounds		Balance Outstanding Dec. 31, 1993	371,992.80
PUBLIC WORKS		Library and Education		PRIOR YEARS TAXES OUTSTANDING	
Streets and Drainage	444,560.00	Conservation		Balance January 1, 1993	348,225.84
Sewers and Sewage Processing		All Other		Collected in 1993	325,527.36
Garbage and Trash Disposal	50,410.00	CAPITAL DEBT AUTHORIZED, DECEMBER 31, 1993		Cancelled, Abated or Adjusted 1993	2,932.77
Public Buildings and Grounds	28,500.00	ISSUED AND UNISSUED		Transfers to Tax Title Liens or Foreclosed	2,542.18
Other Public Works		SCHOOL		Balance December 31, 1993	17,223.53
HEALTH and WELFARE		Self-Liquidating		TAX TITLE LIENS OUTSTANDING	
Health Services Except Environmental	7,173.00	Other		Balance January 1, 1993	55,856.18
Welfare-Public Assistance	2,500.00	Total		Transfer From Taxes	21,295.43
Hospital, Clinics, First Aid		GROSS DEBT		Redeemed in 1993	11,312.90
Animal, Insect, & Rodent Control	500.00	NET DEBT		Cancelled, Abated or Adjusted (1993)	
Other Welfare Services		ISSUED AND OUTSTANDING		Transfer to Foreclosed Property	25,586.70
RECREATION and CONSERVATION		SCHOOL		Balance December 31, 1993	40,252.01
Beaches and Boardwalks		Self-Liquidating		PROPERTY ACQUIRED BY DEED OR	
Parks, Playgrounds, Shade Trees	18,469.00	Other		FORECLOSURE	
Land Reclamation & Conservation	11,844.00	Total		Balance January 1, 1993	1,258,679.28
Other Recreational Services		EQUALIZED VALUATION BASIS		Transfers From Taxes or Liens	25,860.36
EDUCATION (excluding schools)		FOR NET DEBT COMPUTATION		Sale For Cash (1993)	9,156.00
Libraries		REAL PROPERTY VALUATIONS		Cancelled, Abated or Adjusted (1993)	194,983.64
Other Educational Services		Code Class # of Parcels % VAL'N		Balance December 31, 1993	1,080,400.00
STATUTORY EXPENDITURES		ASSESSED VALUATION		CURRENT FINANCES DECEMBER 31, 1993	
Pensions & F. I. C. A.	48,340.79	1 Vacant Land 652 5.18 12,051,700.00		ASSETS	
Employee Fringe Benefits	3,200.00	2 Residential 1625 80.37 186,893,200.00		Cash Dec. 31, 1993	926,188.13
Other Statutory Expenditures		3 Farm 375 10.34 24,042,600.00		Taxes Receivable	389,216.33
CETA And Other Public Employment Programs	1,465,813.08	4a Commercial 46 4.11 9,550,300.00		Tax Title Liens	40,252.01
MUNICIPAL FUNCTIONS		4b Industrial		Foreclosed Property	1,080,400.00
CAPITAL IMPROVEMENTS	40,000.00	4c Apartments		Emergencies & Other Deferred Charges	9,000.00
DEBT SERVICE		Total 2698 232,537,800.00		State and Federal Aid Receivable	61,296.81
Principal Payments		Land Area 27.35 Sq. Miles		Other Receivables	99,135.21
Interest Payments		Net Valuation Taxable-Municipal		Total	2,605,488.49
DEFERRED CHARGES	95,000.00	Net Valuation Taxable-County		LIABILITIES, RESERVES, AND SURPLUS	
SCHOOL, COUNTY, SPECIAL DISTRICT TAXES	4,224,625.97	State Equalized Valuation		Cash Liabilities	442,513.28
RESERVE FOR UNCOLLECTED TAXES	510,015.79	State Equalization Ratio		Reserves for Receivables	1,639,003.55
EXPENDITURES	6,295,454.34			Surplus Dec. 31, 1993	523,971.66
				Total	2,605,488.49

*Includes County Health Services Taxes, County Vocational School Taxes, or County Open Space Tax. See Table 13.

Population 1990 629
 Population 1993 576
 S & P Rating
 Moody Rating

General Tax Rate Per \$100. 2.01
 State Equalized Tax Rate 2.03

STOCKTON BOROUGH - HUNTERDON CO.

Form of Government:

Borough Council

Number of Members on Governing Body - 6

PER CAPITA

Gross Debt 964.03
 Net Debt 65.83
 Debt Service 40.32
 Total Tax Levy 1,205.70
 Municipal Expenditures 466.36

PER CENT:

Gross Debt 1.63
 Net Debt .11
 Tax Levy Collected 93.01
 Tax Levy Cancelled, Abated or Adjusted .23

EXPENDITURES		REVENUES-REALIZED		1993 PROPERTY TAX	
GENERAL GOVERNMENT		1993 Property Taxes Collected 759,144.07		STATE EQUALIZED TAX RATE →	
Governing Body & Public Boards	5,520.00	1993 Payments in Lieu of Taxes		Local District School Taxes .75	303,081.50
Municipal Clerk	5,315.00	Delinquent Tax & Lien Collections	50,287.66	Regional & Consolidated School Tax .60	241,868.19
Financial Administration	9,459.00	Business Personalty Replacement Taxes	5,690.00	School Taxes in Municipal Budget	
Assessment of Taxes	3,440.00	Taxes From Public Utilities	35,925.00	County Taxes .29	118,287.23
Collection of Taxes	6,109.00	Other Miscellaneous Tax Revenues		County Library Taxes .03	10,297.97
Planning, Housing & Development	5,710.00	State Aid Revenues	20,661.00	Local Municipal Purpose Taxes .35	141,299.00
Human Resources		Federal Aid Revenues		Veteran & Senior Citizen Taxes	7,550.00
Elections	865.00			Total Taxes for Rate Computation 2.02	822,393.89
General Administration (other)	33,800.00			Special District Taxes	
JUDICIARY		Sale of Acquired Property		Bank Corp. Taxes	
Municipal Courts	8,115.00	Other Miscellaneous Revenues	30,097.20	Added and Omitted Taxes	218.09
PUBLIC SAFETY		Total	901,804.93	Total Taxes Levied - ABSTRACT	815,051.98
Fire Protection	14,829.00	Prior Years Surplus Appropriated	55,000.00	Total Taxes Billed	816,214.92
Police Protection	3,085.00	REVENUES TOTAL	956,804.93	1993 TAXES COLLECTED	759,144.07
Civil Defense & Disaster Control	25.00	Reserve For Uncollected Taxes	61,404.70	1993 Taxes Cancelled, Abated or Adjusted	1,839.19
Environmental Inspection & Control	5,010.00	CAPITAL OUTLAY TOTAL	24,298.85	Transfer to Tax Title Liens or Foreclosed	
Other Public Safety		Public Enterprises	19,600.00	Balance Outstanding Dec. 31, 1993	55,231.66
PUBLIC WORKS		Recreation-Culture	4,698.85	PRIOR YEARS TAXES OUTSTANDING	
Streets and Drainage	23,000.00	Public Works		Balance January 1, 1993	50,318.05
Sewers and Sewage Processing	77,200.00	Buildings and Grounds		Collected in 1993	50,287.66
Garbage and Trash Disposal	6,180.00	Library and Education		Cancelled, Abated or Adjusted 1993	11.02
Public Buildings and Grounds		Conservation		Transfers to Tax Title Liens or Foreclosed	
Other Public Works		All Other		Balance December 31, 1993	19.37
HEALTH and WELFARE		CAPITAL DEBT AUTHORIZED, DECEMBER 31, 1993		TAX TITLE LIENS OUTSTANDING	
Health Services Except Environmental	480.00	ISSUED AND UNISSUED		Balance January 1, 1993	
Welfare-Public Assistance	180.00	School	103,487	Transfer From Taxes	
Hospital, Clinics, First Aid		Self-Liquidating	503,694	Redeemed In 1993	
Animal, Insect, & Rodent Control	381.00	Other	44,500	Cancelled, Abated or Adjusted (1993)	
Other Welfare Services		Total	651,682	Transfer to Foreclosed Property	
RECREATION and CONSERVATION		ISSUED AND OUTSTANDING		Balance December 31, 1993	
Beaches and Boardwalks		School	103,487.76	PROPERTY ACQUIRED BY DEED OR	
Parks, Playgrounds, Shade Trees		Self-Liquidating	503,694.59	FORECLOSURE	
Land Reclamation & Conservation	4,845.00	Other	44,500.00	Balance January 1, 1993	
Other Recreational Services	4,500.00	Total	651,682.35	Transfers From Taxes or Liens	
EDUCATION (excluding schools)		EQUALIZED VALUATION BASIS		Sole For Cash (1993)	
Libraries		FOR NET DEBT COMPUTATION	39,901,056	Cancelled, Abated or Adjusted (1993)	
Other Educational Services		REAL PROPERTY VALUATIONS		Balance December 31, 1993	
STATUTORY EXPENDITURES		Code Class # of Parcels % VAL'N ASSESSED VALUATION		CURRENT FINANCES DECEMBER 31, 1993	
Pensions & F. I. C. A.	4,200.00	1 Vacant Land 20 2.67	1,078,600.00	ASSETS	
Employee Fringe Benefits	25.00	2 Residential 200 79.09	31,969,400.00	Cash Dec. 31, 1993	110,836.72
Other Statutory Expenditures		3 Farm 10 1.10	445,700.00	Taxes Receivable	55,251.03
CETA And Other Public Employment Programs		4a Commercial 26 15.37	6,212,600.00	Tax Title Liens	
MUNICIPAL FUNCTIONS TOTAL	222,255.00	4b Industrial 1 .39	158,200.00	Foreclosed Property	
CAPITAL IMPROVEMENTS *MEMO*	5,000.00	4c Apartments 2 1.37	554,800.00	Emergencies & Other Deferred Charges	
DEBT SERVICE		Total 259	40,419,300.00	State and Federal Aid Receivable	
Principal Payments	22,250.00	Land Area .55 Sq. Miles		Other Receivables	2,544.45
Interest Payments	5,006.25	Net Valuation Taxable-Municipal	40,596,857	Total	168,632.20
DEFERRED CHARGES		Net Valuation Taxable-County	39,205,419	LIABILITIES, RESERVES, AND SURPLUS	
SCHOOL, COUNTY, SPECIAL DISTRICT TAXES	673,534.89	State Equalized Valuation	40,268,114	Cash Liabilities	39,706.41
RESERVE FOR UNCOLLECTED TAXES	61,404.70	State Equalization Ratio	100.82	Reserves for Receivables	57,795.43
EXPENDITURES TOTAL	988,791.14			Surplus Dec. 31, 1993	71,130.31
				Total	168,632.20

0510

Population 1990 1,025
 Population 1993 969
 S & P Rating
 Moody Rating A

General Tax Rate Per \$100. 1.16
 State Equalized Tax Rate 1.00

STONE HARBOR BORO. - CAPE MAY CO.

Form of Government:

Borough Council

Number of Members on Governing Body - 6

PER CAPITA:

Gross Debt 7,767.95
 Net Debt 5,849.95
 Debt Service 1,277.97
 Total Tax Levy 396.43
 Municipal Expenditures 7,166.45

PER CENT:

Gross Debt .74
 Net Debt .66
 Tax Levy Collected 96.92
 Tax Levy Cancelled, Abated or Adjusted .19

EXPENDITURES		REVENUES-REALIZED		1993 PROPERTY TAX	
GENERAL GOVERNMENT		1993 Property Taxes Collected		STATE EQUALIZED TAX RATE	1,093,930.00
Governing Body & Public Boards		1993 Payments in Lieu of Taxes	9,830,986.53	Local District School Taxes .11	
Municipal Clerk		Delinquent Tax & Lien Collections	340,509.43	Regional & Consolidated School Tax	
Financial Administration	18,800.00	Business Personalty Replacement Taxes	20,603.92	School Taxes in Municipal Budget	
Assessment of Taxes	31,550.00	Taxes From Public Utilities	225,788.00	County Taxes .41	* 4,110,560.18
Collection of Taxes	39,985.00	Other Miscellaneous Tax Revenues	55,277.43	County Library Taxes .03	256,444.77
Planning, Housing & Development	19,140.00	State Aid Revenues	45,846.00	Local Municipal Purpose Taxes .45	4,587,313.05
Human Resources	98,482.00	Federal Aid Revenues		Veteran & Senior Citizen Taxes	19,400.00
Elections	1,500.00			Total Taxes for Rate Computation 1.00	10,067,648.00
General Administration (other)	981,684.00			Special District Taxes	
JUDICIARY		Sale of Acquired Property	1,215,359.64	Bank Corp. Taxes	25,895.97
Municipal Courts	78,656.62	Other Miscellaneous Revenues	11,734,370.95	Added and Omitted Taxes	
PUBLIC SAFETY		Total	12,334,370.95	Total Taxes Levied - ABSTRACT	10,074,143.97
Fire Protection	84,274.20	Prior Years Surplus Appropriated	600,000.00	Total Taxes Billed	10,143,881.97
Police Protection	1,161,600.81	REVENUES	441,201.77	1993 TAXES COLLECTED	9,830,986.53
Civil Defense & Disaster Control	5,475.00	Reserve For Uncollected Taxes	474,450.04	1993 Taxes Cancelled, Abated or Adjusted	18,776.92
Environmental Inspection & Control	88,725.00	CAPITAL OUTLAY		Transfer to Tax Title Liens or Foreclosed	
Other Public Safety		TOTAL		Balance Outstanding Dec. 31, 1993	294,118.52
PUBLIC WORKS				PRIOR YEARS TAXES OUTSTANDING	
Streets and Drainage	120,350.00	Public Enterprises	70,449.00	Balance January 1, 1993	384,757.26
Sewers and Sewage Processing	170,075.00	Recreation-Culture	220,443.98	Collected in 1993	340,509.43
Gorbage and Trash Disposal	516,650.00	Public Works	39,946.26	Cancelled, Abated or Adjusted 1993	39.91
Public Buildings and Grounds	342,975.00	Buildings and Grounds	143,610.90	Transfers to Tax Title Liens or Foreclosed	
Other Public Works	147,750.00	Library and Education		Balance December 31, 1993	44,207.92
HEALTH and WELFARE		Conservation		TAX TITLE LIENS OUTSTANDING	
Health Services Except Environmental	7,800.00	All Other		Balance January 1, 1993	
Welfare-Public Assistance	950.00			Transfer From Taxes	
Hospital, Clinics, First Aid		CAPITAL DEBT AUTHORIZED, DECEMBER 31, 1993		Redeemed In 1993	
Animal, Insect, & Rodent Control	1,650.00	ISSUED AND UNISSUED		Cancelled, Abated or Adjusted (1993)	
Other Welfare Services		GROSS DEBT		Transfer to Foreclosed Property	
RECREATION and CONSERVATION		NET DEBT		Balance December 31, 1993	
Beaches and Boardwalks	346,350.00	School	886,500	PROPERTY ACQUIRED BY DEED OR	
Parks, Playgrounds, Shade Trees	75,165.00	Self-Liquidating	6,640,642	FORECLOSURE	
Land Reclamation & Conservation		Other	7,527,142	Balance January 1, 1993	121,521.00
Other Recreational Services	14,550.00	Total	6,637,602	Transfers From Taxes or Liens	
EDUCATION (excluding schools)				Sale For Cash (1993)	
Libraries		ISSUED AND OUTSTANDING		Cancelled, Abated or Adjusted (1993)	
Other Educational Services		School	884,200.00	Balance December 31, 1993	121,521.00
STATUTORY EXPENDITURES		Self-Liquidating	6,634,800.00	CURRENT FINANCES DECEMBER 31, 1993	
Pensions & F. I. C. A.	382,000.00	Other	7,519,000.00	ASSETS	
Employee Fringe Benefits	516,100.00	Total		Cash Dec. 31, 1993	2,455,005.29
Other Statutory Expenditures	12,500.00	EQUALIZED VALUATION BASIS	1,012,413,815	Taxes Receivable	338,326.44
CETA And Other Public Employment Programs		FOR NET DEBT COMPUTATION		Tox Title Liens	
MUNICIPAL FUNCTIONS		REAL PROPERTY VALUATIONS		Foreclosed Property	121,521.00
CAPITAL IMPROVEMENTS	50,000.00	Code Class # of Parcels % VAIN		Emergencies & Other Deferred Charges	
DEBT SERVICE		1 Vacant Land 69 1.35	16,121,800.00	State and Federal Aid Receivable	
Principal Payments	850,000.00	2 Residential 2800 89.04	775,940,500.00	Other Receivables	239.40
Interest Payments	388,350.00	3 Farm	79,431,000.00	Total	2,915,092.13
DEFERRED CHARGES		4a Commercial 189 9.11		LIABILITIES, RESERVES, AND SURPLUS	
SCHOOL, COUNTY, SPECIAL DISTRICT TAXES	5,460,934.95	4b Industrial		Cash Liabilities	1,128,339.43
RESERVE FOR UNCOLLECTED TAXES	441,201.77	4c Apartments		Reserves for Receivables	460,086.84
EXPENDITURES		Total 3058	371,493,300.00	Surplus Dec. 31, 1993	1,326,665.36
TOTAL	12,405,224.35	Land Area 1.24 Sq. Miles		Total	2,915,092.13
		Net Valuation Taxable-Municipal	872,208,339		
		Net Valuation Taxable-County	1,020,115,406		
		State Equalized Valuation	1,008,338,232		
		State Equalization Ratio	86.49		

*Includes County Health Services Taxes, County Vocational School Taxes, or County Open Space Tax. See Table 13.

0612

Population 1990 1,437
 Population 1993 1,443
 S & P Rating
 Moody Rating

General Tax Rate Per \$100.

2.53
 State Equalized Tax Rate
 2.19

STOW CREEK TWP. - CUMBERLAND CO.

Form of Government:

Township Committee

Number of Members on Governing Body - 3

PER CAPITA:

Gross Debt 217.29
 Net Debt
 Debt Service
 Total Tax Levy 792.09
 Municipal Expenditures 365.23

PER CENT:

Gross Debt .63
 Net Debt
 Tax Levy Collected 88.93
 Tax Levy Cancelled, Abated
 or Adjusted .02

EXPENDITURES		REVENUES-REALIZED		1993 PROPERTY TAX	
GENERAL GOVERNMENT		1993 Property Taxes Collected		STATE EQUALIZED TAX RATE	
Governing Body & Public Boards		997,698.00		Local District School Taxes .77	
Municipal Clerk				Regional & Consolidated School Tax .41	
Financial Administration	16,830.00	121,790.00		School Taxes in Municipal Budget	
Assessment of Taxes	9,240.00	20,760.00		County Taxes 1.04 *	
Collection of Taxes	7,890.00	75,523.00		County Library Taxes	
Planning, Housing & Development	9,120.00	86,834.00		Local Municipal Purpose Taxes	
Human Resources	4,126.00			Veteran & Senior Citizen Taxes	
Elections				Total Taxes for Rate Computation 2.22	
General Administration (other)	79,100.00	Sale of Acquired Property		Special District Taxes	
JUDICIARY		Other Miscellaneous Revenues		Bank Corp. Taxes	
Municipal Courts	9,045.00	53,104.00		Added and Omitted Taxes	
PUBLIC SAFETY		Total 1,355,709.00		Total Taxes Levied - ABSTRACT	
Fire Protection	29,158.00	272,218.00		Total Taxes Billed	
Police Protection	4,250.00	1,627,927.00		1993 TAXES COLLECTED	
Civil Defense & Disaster Control	4,400.00	154,700.00		1993 Taxes Cancelled, Abated or Adjusted	
Environmental Inspection & Control	10,580.00			Transfer to Tax Title Liens or Foreclosed	
Other Public Safety				Balance Outstanding Dec. 31, 1993	
PUBLIC WORKS		CAPITAL OUTLAY TOTAL		PRIOR YEARS TAXES OUTSTANDING	
Streets and Drainage	42,830.00			Balance January 1, 1993	
Sewers and Sewage Processing				Collected in 1993	
Garbage and Trash Disposal	103,200.00			Cancelled, Abated or Adjusted 1993	
Public Buildings and Grounds	22,800.00			Transfers to Tax Title Liens or Foreclosed	
Other Public Works				Balance December 31, 1993	
HEALTH and WELFARE				TAX TITLE LIENS OUTSTANDING	
Health Services Except Environmental	240.00			Balance January 1, 1993	
Welfare-Public Assistance	3,460.00			Transfer From Taxes	
Hospital, Clinics, First Aid	200.00			Redeemed in 1993	
Animal, Insect, & Rodent Control	3,060.00			Cancelled, Abated or Adjusted (1993)	
Other Welfare Services				Transfer to Foreclosed Property	
RECREATION and CONSERVATION				Balance December 31, 1993	
Beaches and Boardwalks				PROPERTY ACQUIRED BY DEED OR FORECLOSURE	
Parks, Playgrounds, Shade Trees				Balance January 1, 1993	
Land Reclamation & Conservation				Transfers From Taxes or Liens	
Other Recreational Services				Sale For Cash (1993)	
EDUCATION (excluding schools)				Cancelled, Abated or Adjusted (1993)	
Libraries				Balance December 31, 1993	
Other Educational Services				CURRENT FINANCES DECEMBER 31, 1993	
STATUTORY EXPENDITURES				ASSETS	
Pensions & F. I. C. A.	10,000.00			Cash Dec. 31, 1993	
Employee Fringe Benefits				Taxes Receivable	
Other Statutory Expenditures	100.00			Tax Title Liens	
CETA And Other Public Employment Programs				Foreclosed Property	
MUNICIPAL FUNCTIONS TOTAL	369,629.00			Emergencies & Other Deferred Charges	
CAPITAL IMPROVEMENTS *ME 40*	25,000.00			State and Federal Aid Receivable	
DEBT SERVICE				Other Receivables	
Principal Payments				Total	
Interest Payments				LIABILITIES, RESERVES, AND SURPLUS	
DEFERRED CHARGES	2,700.00			Cash Liabilities	
SCHOOL, COUNTY, SPECIAL DISTRICT TAXES	1,134,492.95			Reserves for Receivables	
RESERVE FOR UNCOLLECTED TAXES	154,700.00			Surplus Dec. 31, 1993	
EXPENDITURES TOTAL	1,661,521.95			Total	

0432

Population 1990 7,614
 Population 1993 7,553
 S & P Rating
 Moody Rating 9AA1

General Tax Rate Per \$100. 2.57
 State Equalized Tax Rate 2.78

STRATFORD BOROUGH - CAMDEN COUNTY

Form of Government:
 Borough Council

Number of Members on Governing Body - 6

PER CAPITA:

Gross Debt 606.43
 Net Debt 179.53
 Debt Service 28.70
 Total Tax Levy 1,014.39
 Municipal Expenditures 388.52

PER CENT:

Gross Debt 1.64
 Net Debt .49
 Tax Levy Collected 96.52
 Tax Levy Cancelled, Abated or Adjusted .11

EXPENDITURES		REVENUES-REALIZED		1993 PROPERTY TAX	
GENERAL GOVERNMENT				STATE EQUALIZED TAX RATE	
Governing Body & Public Boards		1993 Property Taxes Collected	7,396,944.68	Local District School Taxes	1.05
Municipal Clerk		1993 Payments in Lieu of Taxes		Regional & Consolidated School Tax	.50
Financial Administration	37,772.05	Delinquent Tax & Lien Collections	201,793.55	School Taxes in Municipal Budget	
Assessment of Taxes	11,244.92	Business Personalty Replacement Taxes	59,597.72	County Taxes	.81
Collection of Taxes	16,644.00	Taxes From Public Utilities	541,039.92	County Library Taxes	
Planning, Housing & Development	8,190.00	Other Miscellaneous Tax Revenues		Local Municipal Purpose Taxes	.42
Human Resources	230,120.71	State Aid Revenues	529,868.93	Veteran & Senior Citizen Taxes	
Elections	5,667.50	Federal Aid Revenues		Total Taxes for Rate Computation	2.78
General Administration (other)	284,389.80			Special District Taxes	
JUDICIARY		Sale of Acquired Property		Bank Corp. Taxes	
Municipal Courts	58,375.54	Other Miscellaneous Revenues	247,853.43	Added and Omitted Taxes	35,360.76
PUBLIC SAFETY		Total	8,975,098.23	Total Taxes Levied - ABSTRACT	7,661,682.81
Fire Protection	94,608.19	Prior Years Surplus Appropriated	454,000.00	Total Taxes Billed	7,661,682.81
Police Protection	517,909.44	REVENUES TOTAL	9,429,098.23	1993 TAXES COLLECTED	7,394,944.68
Civil Defense & Disaster Control	1,365.28	Reserve For Uncollected Taxes	350,145.89	1993 Taxes Cancelled, Abated or Adjusted	8,098.26
Environmental Inspection & Control		CAPITAL OUTLAY TOTAL	283,078.13	Transfer to Tax Title Liens or Foreclosed	13,298.02
Other Public Safety				Balance Outstanding Dec. 31, 1993	245,351.85
PUBLIC WORKS				PRIOR YEARS TAXES OUTSTANDING	
Streets and Drainage	231,352.01	Public Enterprises		Balance January 1, 1993	214,342.28
Sewers and Sewage Processing		Recreation-Culture		Collected in 1993	177,837.88
Garbage and Trash Disposal	376,723.33	Public Works		Cancelled, Abated or Adjusted 1993	
Public Buildings and Grounds	43,350.19	Buildings and Grounds	283,078.13	Transfers to Tax Title Liens or Foreclosed	
Other Public Works	16,000.00	Library and Education		Balance December 31, 1993	36,504.40
HEALTH and WELFARE		Conservation		TAX TITLE LIENS OUTSTANDING	
Health Services Except Environmental	3,500.00	All Other		Balance January 1, 1993	80,031.17
Welfare-Public Assistance	2,525.90	CAPITAL DEBT AUTHORIZED, DECEMBER 31, 1993		Transfer From Taxes	13,298.02
Hospital, Clinics, First Aid		ISSUED AND UNISSUED		Redeemed In 1993	23,955.67
Animal, Insect, & Rodent Control	10.00	School	3,224,334	Cancelled, Abated or Adjusted (1993)	
Other Welfare Services		Self-Liquidating		Transfer to Foreclosed Property	
RECREATION and CONSERVATION		Other	1,356,000	Balance December 31, 1993	69,373.52
Beaches and Boardwalks		Total	4,580,334	PROPERTY ACQUIRED BY DEED OR FORECLOSURE	
Parks, Playgrounds, Shade Trees	25,982.79	ISSUED AND OUTSTANDING		Balance January 1, 1993	12,863.00
Land Reclamation & Conservation	5,472.34	School	3,224,334.00	Transfers From Taxes or Liens	
Other Recreational Services	4,569.62	Self-Liquidating		Sale For Cash (1993)	
EDUCATION (excluding schools)		Other	880,000.00	Cancelled, Abated or Adjusted (1993)	
Libraries	94,127.00	Total	4,104,334.00	Balance December 31, 1993	12,863.00
Other Educational Services		EQUALIZED VALUATION BASIS		CURRENT FINANCES DECEMBER 31, 1993	
STATUTORY EXPENDITURES		FOR NET DEBT COMPUTATION	279,323,472	ASSETS	
Pensions & F. I. C. A.	74,061.80	REAL PROPERTY VALUATIONS		Cash Dec. 31, 1993	1,017,970.79
Employee Fringe Benefits	199,717.06	Code Class # of Parcels % VAL'N	ASSESSED VALUATION	Taxes Receivable	281,456.25
Other Statutory Expenditures	4,273.02	1 Vacant Land 55 .57	1,683,700.00	Tax Title Liens	69,373.52
CETA And Other Public Employment Programs		2 Residential 2091 74.45	219,195,300.00	Foreclosed Property	12,863.00
MUNICIPAL FUNCTIONS TOTAL	2,347,952.49	3 Form		Emergencies & Other Deferred Charges	
CAPITAL IMPROVEMENTS *MEMO*	20,000.00	4a Commercial 118 20.35	59,910,502.00	State and Federal Aid Receivable	
DEBT SERVICE		4b Industrial		Other Receivables	691,329.30
Principal Payments	150,000.00	4c Apartments 11 4.63	13,622,900.00	Total	2,073,392.86
Interest Payments	66,750.00	Total 2275	294,412,402.00	LIABILITIES, RESERVES, AND SURPLUS	
DEFERRED CHARGES	19,640.40	Land Area 1.59 Sq. Miles		Cash Liabilities	362,852.76
SCHOOL, COUNTY, SPECIAL DISTRICT TAXES	6,484,962.30	Net Valuation Taxable-Municipal	296,501,843	Reserves for Receivables	1,055,422.07
RESERVE FOR UNCOLLECTED TAXES	350,145.89	Net Valuation Taxable-County	283,865,898	Surplus Dec. 31, 1993	655,118.03
EXPENDITURES TOTAL	9,419,451.08	State Equalized Valuation	274,038,824	Total	2,073,392.86
		State Equalization Ratio	108.26		

2018

Population 1990 19,757
 Population 1993 20,044
 S & P Rating AAA
 Moody Rating AAA

General Tax Rate Per \$100.

3.89

State Equalized Tax Rate

1.68

SUMMIT CITY - UNION COUNTY

Form of Government:

City Charter Act (P.L. 1899 c. 52)

Number of Members on Governing Body - 7

PER CAPITA:

Gross Debt 1,441.51

Net Debt 1,203.50

Debt Service 169.68

Total Tax Levy 2,280.06

Municipal Expenditures 1,207.89

PER CENT:

Gross Debt 1.09

Net Debt .91

Tax Levy Collected 99.77

Tax Levy Cancelled, Abated

or Adjusted .08

EXPENDITURES		REVENUES-REALIZED		1993 PROPERTY TAX	
GENERAL GOVERNMENT				STATE EQUALIZED TAX RATE	
Governing Body & Public Boards		1993 Property Taxes Collected		Local District School Taxes	20,516,114.50
Municipal Clerk	309,813.00	1993 Payments in Lieu of Taxes		Regional & Consolidated School Tax	
Financial Administration	192,211.00	Delinquent Tax & Lien Collections		School Taxes in Municipal Budget	841,326.50
Assessment of Taxes	103,537.00	Business Personalty Replacement Taxes		County Taxes	12,010,804.09
Collection of Taxes	97,732.00	Taxes From Public Utilities		County Library Taxes	
Planning, Housing & Development	68,617.00	Other Miscellaneous Tax Revenues		Local Municipal Purpose Taxes	12,076,290.18
Human Resources	122,454.25	State Aid Revenues		Veteran & Senior Citizen Taxes	103,200.00
Elections		Federal Aid Revenues		Total Taxes for Rate Computation	45,547,735.27
General Administration (other)	2,230,736.00	Sale of Acquired Property		Special District Taxes	
JUDICIARY		Other Miscellaneous Revenues		Bank Corp. Taxes	
Municipal Courts	220,501.00	Total		Added and Omitted Taxes	256,557.26
PUBLIC SAFETY		Prior Years Surplus Appropriated		Total Taxes Levied - ABSTRACT	45,701,092.53
Fire Protection	2,199,812.00	REVENUES		Total Taxes Billed	45,815,344.15
Police Protection	3,206,574.76	Reserve For Uncollected Taxes		1993 TAXES COLLECTED	45,252,256.29
Civil Defense & Disaster Control	14,619.00	CAPITAL OUTLAY		1993 Taxes Cancelled, Abated or Adjusted	38,449.79
Environmental Inspection & Control	349,321.00	TOTAL		Transfer to Tax Title Liens or Foreclosed	15,902.32
Other Public Safety		Public Enterprises		Balance Outstanding Dec. 31, 1993	508,735.76
PUBLIC WORKS		Recreation-Culture		PRIOR YEARS TAXES OUTSTANDING	
Streets and Drainage	793,566.00	Public Works		Balance January 1, 1993	539,530.72
Sewers and Sewage Processing	1,373,223.00	Buildings and Grounds		Collected in 1993	496,878.16
Garbage and Trash Disposal	551,960.00	Library and Education		Cancelled, Abated or Adjusted 1993	
Public Buildings and Grounds	389,280.00	Conservation		Transfers to Tax Title Liens or Foreclosed	
Other Public Works	185,514.00	All Other		Balance December 31, 1993	42,652.56
HEALTH and WELFARE		CAPITAL DEBT AUTHORIZED, DECEMBER 31, 1993		TAX TITLE LIENS OUTSTANDING	
Health Services Except Environmental	325,366.00	ISSUED AND UNISSUED		Balance January 1, 1993	63,748.72
Welfare-Public Assistance	26,301.00	SCHOOL		Transfer From Taxes	15,902.32
Hospital, Clinics, First Aid		Self-Liquidating		Redeemed In 1993	22,696.73
Animal, Insect, & Rodent Control	25,670.00	Other		Cancelled, Abated or Adjusted (1993)	
Other Welfare Services		Total		Transfer to Foreclosed Property	
RECREATION and CONSERVATION		ISSUED AND OUTSTANDING		Balance December 31, 1993	56,954.31
Beaches and Boardwalks	307,195.00	SCHOOL		PROPERTY ACQUIRED BY DEED OR	
Parks, Playgrounds, Shade Trees	20,329.21	Self-Liquidating		FORECLOSURE	
Land Reclamation & Conservation	701,617.00	Other		Balance January 1, 1993	4,800.00
Other Recreational Services		Total		Transfers From Taxes or Liens	
EDUCATION (excluding schools)		EQUALIZED VALUATION BASIS		Sale For Cash (1993)	
Libraries	985,543.00	FOR NET DEBT COMPUTATION		Cancelled, Abated or Adjusted (1993)	
Other Educational Services		REAL PROPERTY VALUATIONS		Balance December 31, 1993	4,800.00
STATUTORY EXPENDITURES		Code Class # of Parcels % VAL'N ASSESSED VALUATION		CURRENT FINANCES DECEMBER 31, 1993	
Pensions & F. I. C. A.	1,167,910.00	1 Vacant Land 134 .51 5,962,800.00		ASSETS	
Employee Fringe Benefits	1,143,915.00	2 Residential 5950 76.21 888,744,400.00		Cash Dec. 31, 1993	8,824,250.91
Other Statutory Expenditures		3 Farm 6445 12.02 140,150,200.00		Taxes Receivable	551,388.32
CETA And Other Public Employment Programs		4a Commercial 301 9.30 96,748,500.00		Tax Title Liens	56,954.31
MUNICIPAL FUNCTIONS		4b Industrial 45 2.96 34,541,100.00		Foreclosed Property	4,800.00
CAPITAL IMPROVEMENTS	300,000.00	Total 6445 1,166,147,000.00		Emergencies & Other Deferred Charges	213,000.00
DEBT SERVICE		Land Area 5.00 Sq. Miles		State and Federal Aid Receivable	
Principal Payments	1,990,000.00	Net Valuation Taxable-Municipal		Other Receivables	21,874.09
Interest Payments	1,411,101.65	Net Valuation Taxable-County		Total	9,672,267.63
TYPE I SCHL DEBT *MEMO	735,326.50	State Equalized Valuation		LIABILITIES, RESERVES, AND SURPLUS	
DEFERRED CHARGES	163,000.00	State Equalization Ratio		Cash Liabilities	3,296,861.66
SCHOOL, COUNTY, SPECIAL DISTRICT TAXES	33,368,245.09			Reserves for Receivables	635,016.72
RESERVE FOR UNCOLLECTED TAXES	3,522,572.53			Surplus Dec. 31, 1993	5,740,389.25
EXPENDITURES	57,579,236.49			Total	9,672,267.63

General Tax Rate Per \$100.	1.25
State Equalized Tax Rate	1.24

Number of Members on Governing Body - 6

Gross Debt	.87
Net Debt	.46
Tax Levy Collected	94.89
Tax Levy Cancelled, Abated or Adjusted	

1282 3100

1921

Population 1990 **2,201**
 Population 1993 **2,313**
 S & P Rating
 Moody Rating

General Tax Rate Per \$100. **3.03**
 State Equalized Tax Rate **2.15**

SUSSEX BOROUGH - SUSSEX COUNTY

Form of Government:
Borough Council

Number of Members on Governing Body - 6

PER CAPITA:

Gross Debt **5,361.46**
 Net Debt **383.90**
 Debt Service **14.32**
 Total Tax Levy **766.52**
 Municipal Expenditures **687.55**

PER CENT:

Gross Debt **14.60**
 Net Debt **1.05**
 Tax Levy Collected **92.44**
 Tax Levy Cancelled, Abated
 or Adjusted **1.76**

EXPENDITURES		REVENUES-REALIZED		1993 PROPERTY TAX	
GENERAL GOVERNMENT				STATE EQUALIZED TAX RATE →	
Governing Body & Public Boards		1993 Property Taxes Collected	1,643,316.74	Local District School Taxes	
Municipal Clerk		1993 Payments in Lieu of Taxes		Regional & Consolidated School Tax	1.53
Financial Administration	33,565.00	Delinquent Tax & Lien Collections	113,808.40	School Taxes in Municipal Budget	
Assessment of Taxes	17,540.00	Business Personalty Replacement Taxes	38,013.20	County Taxes	.43
Collection of Taxes	16,855.00	Taxes From Public Utilities	128,116.00	County Library Taxes	.03
Planning, Housing & Development	716,277.00	Other Miscellaneous Tax Revenues		Local Municipal Purpose Taxes	.15
Human Resources	4,126.00	State Aid Revenues	1,011,356.07	Veteron & Senior Citizen Taxes	
Elections	1,100.00	Federal Aid Revenues		Total Taxes for Rate Computation	2.14
General Administration (other)	224,186.00			Special District Taxes	
JUDICIARY				Bank Corp. Taxes	
Municipal Courts	24,688.00	Sale of Acquired Property		Added and Omitted Taxes	995.36
PUBLIC SAFETY		Other Miscellaneous Revenues	125,408.58	Total Taxes Levied - ABSTRACT	1,772,963.66
Fire Protection	23,077.00	Total	3,060,518.99	Total Taxes Billed	1,778,309.55
Police Protection	65,021.00	Prior Years Surplus Appropriated	160,000.00	1993 TAXES COLLECTED	1,643,816.74
Civil Defense & Disaster Control	655.00	REVENUES TOTAL	3,220,518.99	1993 Taxes Cancelled, Abated or Adjusted	31,254.45
Environmental Inspection & Control	25,465.00	Reserve For Uncollected Taxes	155,786.00	Transfer to Tax Title Liens or Foreclosed	12,266.67
Other Public Safety		CAPITAL OUTLAY TOTAL	697,600.67	Balance Outstanding Dec. 31, 1993	90,971.69
PUBLIC WORKS				PRIOR YEARS TAXES OUTSTANDING	
Streets and Drainage	117,432.00	Public Enterprises	563,212.25	Balance January 1, 1993	127,537.48
Sewers and Sewage Processing	5,685.00	Recreation-Culture	228.00	Collected in 1993	106,600.53
Garbage and Trash Disposol	8,945.00	Public Works		Cancelled, Abated or Adjusted 1993	
Public Buildings and Grounds	28,355.00	Buildings and Grounds	134,160.42	Transfers to Tax Title Liens or Foreclosed	1,179.92
Other Public Works		Library and Education		Balance December 31, 1993	19,756.98
HEALTH and WELFARE		Conservation		TAX TITLE LIENS OUTSTANDING	
Health Services Except Environmental	4,100.00	All Other		Balance January 1, 1993	33,474.25
Welfare-Public Assistance	7,905.00	CAPITAL DEBT AUTHORIZED, DECEMBER 31, 1993		Transfer From Taxes	13,591.63
Hospital, Clinics, First Aid		ISSUED AND UNISSUED		Redeemed in 1993	7,207.82
Animal, Insect, & Rodent Control	3,374.00	School	794,338	Cancelled, Abated or Adjusted (1993)	
Other Welfare Services		Self-Liquidating	10,718,748	Transfer to Foreclosed Property	
RECREATION and CONSERVATION		Other	887,959	Balance December 31, 1993	39,858.06
Beaches and Boardwalks		Total	12,401,046	PROPERTY ACQUIRED BY DEED OR FORECLOSURE	
Parks, Playgrounds, Shade Trees				Balance January 1, 1993	729,200.00
Land Reclamation & Conservation	618.00	ISSUED AND OUTSTANDING		Transfers From Taxes or Liens	
Other Recreational Services	8,300.00	School	794,338.63	Sale For Cash (1993)	
EDUCATION (excluding schools)		Self-Liquidating	6,218,226.65	Cancelled, Abated or Adjusted (1993)	
Libraries	1,713.00	Other	653,426.00	Balance December 31, 1993	729,200.00
Other Educational Services		Total	7,665,991.28	CURRENT FINANCES DECEMBER 31, 1993	
STATUTORY EXPENDITURES		EQUAUZED VALUATION BASIS		ASSETS	
Pensions & F. I. C. A.	20,926.00	FOR NET DEBT COMPUTATION	84,937,481	Cash Dec. 31, 1993	297,399.31
Employee Fringe Benefits	30,000.00	REAL PROPERTY VALUATIONS		Taxes Receivable	110,728.67
Other Statutory Expenditures	1,500.00	Code Class # of Parcels % VAL'N		Tax Title Liens	39,858.06
CETA And Other Public Employment Programs		1 Vacant Land 62 1.67	961,800.00	Foreclosed Property	729,200.00
MUNICIPAL FUNCTIONS	1,391,408.00	2 Residential 433 61.12	35,111,900.00	Emergencies & Other Deferred Charges	
CAPITAL IMPROVEMENTS	7,500.00	3 Form 5 .38	220,500.00	State and Federal Aid Receivable	621,016.05
DEBT SERVICE		4a Commercial 79 25.70	14,765,100.00	Other Receivables	10,889.51
Principal Payments	10,412.56	4b Industrial 3 .57	328,800.00	Total	1,809,091.60
Interest Payments	22,704.20	4c Apartments 5 10.55	6,061,900.00	LIABILITIES, RESERVES, AND SURPLUS	
		Total 587	57,450,000.00	Cash Liabilities	768,232.74
DEFERRED CHARGES	10,000.00	Land Area .75 Sq. Miles		Reserves for Receivables	390,676.24
SCHOOL, COUNTY, SPECIAL DISTRICT TAXES	1,644,518.30	Net Valuation Taxable-Municipal	58,657,234	Surplus Dec. 31, 1993	150,182.62
RESERVE FOR UNCOLLECTED TAXES	155,786.00	Net Valuation Taxable-County	88,096,073	Total	1,309,091.60
EXPENDITURES TOTAL	3,234,829.06	State Equalized Valuation	82,088,552		
		State Equalization Ratio	71.03		

*Includes County Health Services Taxes, County Vocational School Taxes, or County Open Space Tax. See Table 13.

0817

Population 1990 2,024
 Population 1993 2,078
 S & P Rating
 Moody Rating BAA

General Tax Rate Per \$100. 2.33
 State Equalized Tax Rate 2.24

SWEDESBORO BORO. - GLOUCESTER CO.

Form of Government:

Borough Council

Number of Members on Governing Body - 6

PER CAPITA:

Gross Debt 1,151.18
 Net Debt 87.10
 Debt Service 19.34
 Total Tax Levy 888.21
 Municipal Expenditures 512.56

PER CENT:

Gross Debt 3.48
 Net Debt .26
 Tax Levy Collected 83.38
 Tax Levy Cancelled, Abated or Adjusted .87

EXPENDITURES		REVENUES-REALIZED		1993 PROPERTY TAX	
GENERAL GOVERNMENT				STATE EQUALIZED TAX RATE	
Governing Body & Public Boards	7,150.00	1993 Property Taxes Collected		Local District School Taxes	456,477.69
Municipal Clerk	29,200.00	1993 Payments in Lieu of Taxes		Regional & Consolidated School Tax	316,050.73
Financial Administration	21,200.00	Delinquent Tax & Lien Collections		School Taxes in Municipal Budget	
Assessment of Taxes	10,650.00	Business Personalty Replacement Taxes		County Taxes	492,353.28
Collection of Taxes	10,000.00	Taxes From Public Utilities		County Library Taxes	23,089.49
Planning, Housing & Development	6,500.00	Other Miscellaneous Tax Revenues		Local Municipal Purpose Taxes	391,174.45
Human Resources	64,179.00	State Aid Revenues		Veteran & Senior Citizen Taxes	19,650.00
Elections	750.00	Federal Aid Revenues		Total Taxes for Rate Computation	1,698,795.64
General Administration (other)	115,560.00	Sale of Acquired Property		Special District Taxes	162,720.68
JUDICIARY		Other Miscellaneous Revenues		Bank Corp. Taxes	
Municipal Courts	28,000.00	Total		Added and Omitted Taxes	3,831.72
PUBLIC SAFETY		Prior Years Surplus Appropriated		Total Taxes Levied - ABSTRACT	1,845,698.04
Fire Protection	36,039.00	REVENUES		Total Taxes Billed	1,849,651.27
Police Protection	169,120.88	Reserve For Uncollected Taxes		1993 TAXES COLLECTED	1,542,181.57
Civil Defense & Disaster Control	700.00	CAPITAL OUTLAY		1993 Taxes Cancelled, Abated or Adjusted	16,152.49
Environmental Inspection & Control	18,000.00	TOTAL		Transfer to Tax Title Liens or Foreclosed	61,130.67
Other Public Safety		104,970.20		Balance Outstanding Dec. 31, 1993	230,186.54
PUBLIC WORKS		Public Enterprises		PRIOR YEARS TAXES OUTSTANDING	
Streets and Drainage	65,700.00	Recreation-Culture		Balance January 1, 1993	178,936.62
Sewers and Sewage Processing		Public Works		Collected in 1993	168,269.41
Garbage and Trash Disposal	18,126.00	Buildings and Grounds		Cancelled, Abated or Adjusted 1993	286.07
Public Buildings and Grounds	4,000.00	Library and Education		Transfers to Tax Title Liens or Foreclosed	4,714.92
Other Public Works		Conservation		Balance December 31, 1993	5,666.22
HEALTH and WELFARE		All Other		TAX TITLE LIENS OUTSTANDING	
Health Services Except Environmental	1,950.00	CAPITAL DEBT AUTHORIZED, DECEMBER 31, 1993		Balance January 1, 1993	312,277.62
Welfare-Public Assistance	4,200.00	ISSUED AND UNISSUED		Transfer From Taxes	65,845.59
Hospital, Clinics, First Aid		GROSS DEBT		Redeemed In 1993	109,923.56
Animal, Insect, & Rodent Control	300.00	NET DEBT		Cancelled, Abated or Adjusted (1993)	
Other Welfare Services		180,995		Transfer to Foreclosed Property	
RECREATION and CONSERVATION		180,995		Balance December 31, 1993	268,199.65
Beaches and Boardwalks		2,392,147		PROPERTY ACQUIRED BY DEED OR FORECLOSURE	
Parks, Playgrounds, Shade Trees	7,000.00	ISSUED AND OUTSTANDING		Balance January 1, 1993	3,450.00
Land Reclamation & Conservation	200.00	School		Transfers From Taxes or Liens	
Other Recreational Services	3,200.00	Self-Liquidating		Sale For Cash (1993)	
EDUCATION (excluding schools)		Other		Cancelled, Abated or Adjusted (1993)	
Libraries	6,500.00	Total		Balance December 31, 1993	3,450.00
Other Educational Services		EQUALIZED VALUATION BASIS		CURRENT FINANCES DECEMBER 31, 1993	
STATUTORY EXPENDITURES		FOR NET DEBT COMPUTATION		ASSETS	
Pensions & F. I. C. A.	33,350.00	REAL PROPERTY VALUATIONS		Cash Dec. 31, 1993	465,016.47
Employee Fringe Benefits	48,120.11	Code Class # of Parcels % VAL'N		Taxes Receivable	235,852.76
Other Statutory Expenditures		ASSESSED VALUATION		Tax Title Liens	268,199.65
CETA And Other Public Employment Programs	709,694.99	1 Vacant Land 75 2.10		Foreclosed Property	3,450.00
MUNICIPAL FUNCTIONS		2 Residential 592 74.94		Emergencies & Other Deferred Charges	37,832.47
CAPITAL IMPROVEMENTS	2,000.00	3 Farm 10 .60		State and Federal Aid Receivable	5,359.51
DEBT SERVICE		4a Commercial 77 19.31		Other Receivables	33,165.18
Principal Payments	27,690.00	4b Industrial 3 1.08		Total	1,048,876.04
Interest Payments	12,499.86	4c Apartments 8 1.48		LIABILITIES, RESERVES, AND SURPLUS	
DEFERRED CHARGES	35,638.64	Total 765		Cash Liabilities	382,379.24
SCHOOL, COUNTY, SPECIAL DISTRICT TAXES	1,450,691.87	Land Area .77 Sq. Miles		Reserves for Receivables	540,667.59
RESERVE FOR UNCOLLECTED TAXES	279,584.67	Net Valuation Taxable-Municipal		Surplus Dec. 31, 1993	125,829.21
EXPENDITURES	2,515,800.03	Net Valuation Taxable-County		Total	1,048,876.04
TOTAL		State Equalized Valuation			
		State Equalization Ratio			

0335

Population 1990 7,360
 Population 1993 7,789
 S & P Rating
 Moody Rating A

General Tax Rate Per \$100. 1.92
 State Equalized Tax Rate 1.97

TABERNACLE TWP. - BURLINGTON CO.
 Form of Government
Township Committee
 Number of Members on Governing Body - 3

PER CAPITA.
 Gross Debt 663.39
 Net Debt 399.71
 Debt Service 83.26
 Total Tax Levy 900.13
 Municipal Expenditures 340.35

PER CENT:
 Gross Debt 1.52
 Net Debt .91
 Tax Levy Collected 93.24
 Tax Levy Cancelled, Abated or Adjusted .74

EXPENDITURES		REVENUES-REALIZED		1993 PROPERTY TAX	
GENERAL GOVERNMENT				STATE EQUALIZED TAX RATE <u>1.96</u>	
Governing Body & Public Boards		1993 Property Taxes Collected	5,537,845.00	Local District School Taxes	3,313,881.00
Municipal Clerk	41,800.00	1993 Payments in Lieu of Taxes		Regional & Consolidated School Tax	1,295,884.47
Financial Administration	28,100.00	Delinquent Tax & Lien Collections	412,729.00	School Taxes in Municipal Budget	
Assessment of Taxes	28,300.00	Business Personalty Replacement Taxes	14,853.00	County Taxes	1,810,175.68
Collection of Taxes	35,300.00	Taxes From Public Utilities	458,287.00	County Library Taxes	115,029.42
Planning, Housing & Development	24,037.00	Other Miscellaneous Tax Revenues	255,581.00	Local Municipal Purpose Taxes	244,993.00
Human Resources		State Aid Revenues		Veteran & Senior Citizen Taxes	34,150.00
Elections		Federal Aid Revenues		Total Taxes for Rate Computation	6,814,113.57
General Administration (other)	299,600.00			Special District Taxes	159,010.00
JUDICIARY				Bank Corp. Taxes	
Municipal Courts	28,700.00	Sale of Acquired Property	352,417.94	Added and Omitted Taxes	72,175.00
PUBLIC SAFETY		Other Miscellaneous Revenues	8,031,712.94	Total Taxes Levied - ABSTRACT	7,011,148.57
Fire Protection	45,000.00	Prior Years Surplus Appropriated	1,244,700.00	Total Taxes Billed	7,012,098.00
Police Protection	17,105.00	REVENUES TOTAL	9,276,412.94	1993 TAXES COLLECTED	6,537,845.00
Civil Defense & Disaster Control	54,200.00	Reserve For Uncollected Taxes	547,439.00	1993 Taxes Cancelled, Abated or Adjusted	51,669.00
Environmental Inspection & Control		CAPITAL OUTLAY TOTAL	453,525.00	Transfer to Tax Title Liens or Foreclosed	25,586.00
Other Public Safety				Balance Outstanding Dec. 31, 1993	396,998.00
PUBLIC WORKS				PRIOR YEARS TAXES OUTSTANDING	
Streets and Drainage	18,000.00	Public Enterprises		Balance January 1, 1993	420,309.00
Sewers and Sewage Processing	7,500.00	Recreation-Culture		Collected in 1993	374,649.00
Garbage and Trash Disposal	297,000.00	Public Works	452,875.00	Cancelled, Abated or Adjusted 1993	525.00
Public Buildings and Grounds	100,000.00	Buildings and Grounds	650.00	Transfers to Tax Title Liens or Foreclosed	2,407.00
Other Public Works	306,000.00	Library and Education		Balance December 31, 1993	42,728.00
HEALTH and WELFARE		Conservation		TAX TITLE LIENS OUTSTANDING	
Health Services Except Environmental	1,300.00	All Other		Balance January 1, 1993	131,645.00
Welfare-Public Assistance	2,400.00			Transfer From Taxes	28,238.00
Hospital, Clinics, First Aid				Redeemed In 1993	38,079.00
Animal, Insect, & Rodent Control	1,000.00			Cancelled, Abated or Adjusted (1993)	
Other Welfare Services				Transfer to Foreclosed Property	
RECREATION and CONSERVATION				Balance December 31, 1993	121,804.00
Beaches and Boardwalks				PROPERTY ACQUIRED BY DEED OR	
Parks, Playgrounds, Shade Trees				FORECLOSURE	
Land Reclamation & Conservation	7,000.00			Balance January 1, 1993	375,878.00
Other Recreational Services				Transfers From Taxes or Liens	
EDUCATION (excluding schools)				Sale For Cash (1993)	
Libraries				Cancelled, Abated or Adjusted (1993)	
Other Educational Services				Balance December 31, 1993	375,878.00
STATUTORY EXPENDITURES				CURRENT FINANCES DECEMBER 31, 1993	
Pensions & F. I. C. A.	47,000.00			ASSETS	
Employee Fringe Benefits	47,000.00			Cash Dec. 31, 1993	2,876,751.00
Other Statutory Expenditures	2,000.00			Taxes Receivable	439,726.00
CETA And Other Public Employment Programs				Tax Title Liens	121,804.00
MUNICIPAL FUNCTIONS				Foreclosed Property	375,878.00
CAPITAL IMPROVEMENTS				Emergencies & Other Deferred Charges	
DEBT SERVICE				State and Federal Aid Receivable	13,525.00
Principal Payments	441,494.00			Other Receivables	2,346.00
Interest Payments	207,041.00			Total	3,830,030.00
DEFERRED CHARGES				LIABILITIES, RESERVES, AND SURPLUS	
SCHOOL, COUNTY, SPECIAL DISTRICT TAXES	16,695.00			Cash Liabilities	1,306,393.00
RESERVE FOR UNCOLLECTED TAXES	6,693,980.57			Reserves for Receivables	939,754.00
EXPENDITURES TOTAL	9,344,991.57			Surplus Dec. 31, 1993	1,583,883.00
				Total	3,830,030.00

0433

Population 1990 35
 Population 1993 12
 S & P Rating
 Moody Rating

General Tax Rate Per \$100. 2.03
 State Equalized Tax Rate 2.03

TAVISTOCK BOROUGH - CAMDEN COUNTY

Form of Government:

Commission (1911)

Number of Members on Governing Body - 3

PER CAPITA:

Gross Debt
 Net Debt
 Debt Service
 Total Tax Levy 4,920.70
 Municipal Expenditures 2,305.00

PER CENT:

Gross Debt
 Net Debt
 Tax Levy Collected 100.00
 Tax Levy Cancelled, Abated
 or Adjusted

EXPENDITURES		REVENUES-REALIZED		1993 PROPERTY TAX	
GENERAL GOVERNMENT				STATE EQUALIZED TAX RATE	
Governing Body & Public Boards		1993 Property Taxes Collected	59,180.00	Local District School Taxes	5,532.00
Municipal Clerk		1993 Payments in Lieu of Taxes		Regional & Consolidated School Tax	
Financial Administration	5,850.00	Delinquent Tax & Lien Collections		School Taxes in Municipal Budget	
Assessment of Taxes	600.00	Business Personalty Replacement Taxes	2,316.00	County Taxes	23,833.76
Collection of Taxes	650.00	Taxes From Public Utilities	1,065.00	County Library Taxes	871.63
Planning, Housing & Development		Other Miscellaneous Tax Revenues		Local Municipal Purpose Taxes	28,919.00
Human Resources		State Aid Revenues	1,086.00	Veteran & Senior Citizen Taxes	
Elections	1,600.00	Federal Aid Revenues		Total Taxes for Rate Computation	59,156.39
General Administration (other)	13,735.00			Special District Taxes	
JUDICIARY		Sale of Acquired Property	1,278.00	Bank Corp. Taxes	
Municipal Courts		Other Miscellaneous Revenues	64,925.00	Added and Omitted Taxes	
PUBLIC SAFETY		Total	64,925.00	Total Taxes Levied - ABSTRACT	59,156.39
Fire Protection	800.00	Prior Years Surplus Appropriated		Total Taxes Billed	59,180.00
Police Protection	1,400.00	REVENUES	64,925.00	1993 TAXES COLLECTED	59,180.00
Civil Defense & Disaster Control		Reserve For Uncollected Taxes		1993 Taxes Cancelled, Abated or Adjusted	
Environmental Inspection & Control		CAPITAL OUTLAY		Transfer to Tax Title Liens or Foreclosed	
Other Public Safety		TOTAL		Balance Outstanding Dec. 31, 1993	
PUBLIC WORKS	6,100.00			PRIOR YEARS TAXES OUTSTANDING	
Streets and Drainage		Public Enterprises		Balance January 1, 1993	
Sewers and Sewage Processing		Recreation-Culture		Collected in 1993	
Garbage and Trash Disposal		Public Works		Cancelled, Abated or Adjusted 1993	
Public Buildings and Grounds		Buildings and Grounds		Transfers to Tax Title Liens or Foreclosed	
Other Public Works		Library and Education		Balance December 31, 1993	
HEALTH and WELFARE		Conservation		TAX TITLE LIENS OUTSTANDING	
Health Services Except Environmental		All Other		Balance January 1, 1993	
Welfare-Public Assistance				Transfer From Taxes	
Hospital, Clinics, First Aid		CAPITAL DEBT AUTHORIZED, DECEMBER 31, 1993		Redeemed In 1993	
Animal, Insect, & Rodent Control		ISSUED AND UNISSUED		Cancelled, Abated or Adjusted (1993)	
Other Welfare Services		GROSS DEBT		Transfer to Foreclosed Property	
RECREATION and CONSERVATION		NET DEBT		Balance December 31, 1993	
Beaches and Boardwalks				PROPERTY ACQUIRED BY DEED OR	
Parks, Playgrounds, Shade Trees				FORECLOSURE	
Land Reclamation & Conservation				Balance January 1, 1993	
Other Recreational Services				Transfers From Taxes or Liens	
EDUCATION (excluding schools)				Sale For Cash (1993)	
Libraries				Cancelled, Abated or Adjusted (1993)	
Other Educational Services				Balance December 31, 1993	
STATUTORY EXPENDITURES				CURRENT FINANCES DECEMBER 31, 1993	
Pensions & F. I. C. A.	825.00			ASSETS	
Employee Fringe Benefits				Cash Dec. 31, 1993	36,471.00
Other Statutory Expenditures	100.00			Taxes Receivable	
CETA And Other Public Employment Programs				Tax Title Liens	
MUNICIPAL FUNCTIONS	31,660.00			Foreclosed Property	
CAPITAL IMPROVEMENTS	*MEMO*			Emergencies & Other Deferred Charges	8,000.00
DEBT SERVICE				State and Federal Aid Receivable	
Principal Payments				Other Receivables	
Interest Payments				Total	44,471.00
DEFERRED CHARGES	2,000.00			LIABILITIES, RESERVES, AND SURPLUS	
SCHOOL, COUNTY, SPECIAL DISTRICT TAXES	30,237.39			Cash Liabilities	27,389.00
RESERVE FOR UNCOLLECTED TAXES				Reserves for Receivables	
EXPENDITURES	63,897.39			Surplus Dec. 31, 1993	17,092.00
TOTAL				Total	44,471.00

0260

Population 1990 37,325
 Population 1993 38,117
 S & P Rating
 Moody Rating

General Tax Rate Per \$100. 2.48
 State Equalized Tax Rate 2.52

TEANECK TOWNSHIP - BERGEN COUNTY
 Form of Government:
Council-Manager Plan B (OMCL 50)
 Number of Members on Governing Body - 7

PER CAPITA:
 Gross Debt 372.34
 Net Debt 179.02
 Debt Service
 Total Tax Levy 1,749.35
 Municipal Expenditures 840.28

PER CENT:
 Gross Debt .52
 Net Debt .25
 Tax Levy Collected 97.29
 Tax Levy Cancelled, Abated or Adjusted .39

EXPENDITURES		REVENUES-REALIZED		1993 PROPERTY TAX	
GENERAL GOVERNMENT				STATE EQUALIZED TAX RATE	
Governing Body & Public Boards	296,788.00	1993 Property Taxes Collected	65,017,360.46	Local District School Taxes	1.46 38,774,362.62
Municipal Clerk		1993 Payments in Lieu of Taxes		Regional & Consolidated School Tax	
Financial Administration	482,602.00	Delinquent Tax & Lien Collections	1,635,806.25	School Taxes in Municipal Budget	
Assessment of Taxes	148,574.00	Business Personalty Replacement Taxes	373,333.32	County Taxes	.29 7,609,491.94
Collection of Taxes		Taxes From Public Utilities	2,382,541.00	County Library Taxes	
Planning, Housing & Development	64,618.00	Other Miscellaneous Tax Revenues	27,327.62	Local Municipal Purpose Taxes	.76 20,216,667.00
Human Resources	173,272.00	State Aid Revenues	5,319,667.75	Veteran & Senior Citizen Taxes	217,900.00
Elections		Federal Aid Revenues		Total Taxes for Rate Computation	2.51 66,818,421.56
General Administration (other)	1,872,094.00			Special District Taxes	
JUDICIARY				Bank Corp. Taxes	
Municipal Courts	275,455.00	Sale of Acquired Property	40.00	Added and Omitted Taxes	79,536.72
PUBLIC SAFETY		Other Miscellaneous Revenues	2,723,700.91	Total Taxes Levied - ABSTRACT	66,680,058.28
Fire Protection	5,650,209.00		77,479,777.31	Total Taxes Billed	66,829,768.40
Police Protection	5,738,999.00	Prior Years Surplus Appropriated	1,700,000.00	1993 TAXES COLLECTED	65,017,360.46
Civil Defense & Disaster Control		REVENUES TOTAL	79,179,777.31	1993 Taxes Cancelled, Abated or Adjusted	253,962.66
Environmental Inspection & Control	252,021.00	Reserve For Uncollected Taxes	1,862,196.00	Transfer to Tax Title Liens or Foreclosed	88,893.12
Other Public Safety		CAPITAL OUTLAY TOTAL	1,537,966.62	Balance Outstanding Dec. 31, 1993	1,469,552.16
PUBLIC WORKS				PRIOR YEARS TAXES OUTSTANDING	
Streets and Drainage	1,397,400.00	Public Enterprises		Balance January 1, 1993	1,623,689.87
Sewers and Sewage Processing	2,786,000.00	Recreation-Culture		Collected in 1993	1,587,055.21
Garbage and Trash Disposal	888,608.45	Public Works	613,383.70	Cancelled, Abated or Adjusted 1993	27,019.43
Public Buildings and Grounds	726,462.00	Buildings and Grounds	876,063.42	Transfers to Tax Title Liens or Foreclosed	476.00
Other Public Works	352,256.00	Library and Education	48,519.50	Balance December 31, 1993	9,139.23
HEALTH and WELFARE		Conservation		TAX TITLE LIENS OUTSTANDING	
Health Services Except Environmental	425,394.00	All Other		Balance January 1, 1993	258,495.73
Welfare-Public Assistance				Transfer From Taxes	89,438.68
Hospital, Clinics, First Aid	35,000.00			Redeemed In 1993	48,751.04
Animal, Insect, & Rodent Control				Cancelled, Abated or Adjusted (1993)	
Other Welfare Services				Transfer to Foreclosed Property	
RECREATION and CONSERVATION				Balance December 31, 1993	299,183.37
Beaches and Boardwalks				PROPERTY ACQUIRED BY DEED OR	
Parks, Playgrounds, Shaded Trees	786,982.00			FORECLOSURE	
Land Reclamation & Conservation	15,009.75			Balance January 1, 1993	292,154.00
Other Recreational Services	746,333.00			Transfers From Taxes or Liens	
EDUCATION (excluding schools)				Sale For Cash (1993)	40.00
Libraries	1,554,897.00			Cancelled, Abated or Adjusted (1993)	5,715.00
Other Educational Services				Balance December 31, 1993	286,399.00
STATUTORY EXPENDITURES				CURRENT FINANCES DECEMBER 31, 1993	
Pensions & F. I. C. A.	2,210,200.00			ASSETS	
Employee Fringe Benefits	2,007,500.00			Cash Dec. 31, 1993	11,313,629.34
Other Statutory Expenditures				Taxes Receivable	1,478,691.39
CETA And Other Public Employment Programs				Tax Title Liens	299,183.37
MUNICIPAL FUNCTIONS				Foreclosed Property	286,399.00
CAPITAL IMPROVEMENTS				Emergencies & Other Deferred Charges	
DEBT SERVICE				State and Federal Aid Receivable	
Principal Payments				Other Receivables	71,099.94
Interest Payments				Total	13,449,003.04
DEFERRED CHARGES				LIABILITIES, RESERVES, AND SURPLUS	
SCHOOL, COUNTY, SPECIAL DISTRICT TAXES	1,280,000.00			Cash Liabilities	7,271,510.65
RESERVE FOR UNCOLLECTED TAXES	46,383,854.56			Reserves for Receivables	2,135,373.70
EXPENDITURES				Surplus Dec. 31, 1993	4,042,118.69
TOTAL	78,412,724.76			Total	13,449,003.04

0261

Population 1990 13,326
 Population 1993 13,309
 S & P Rating
 Moody Rating AA

General Tax Rate Per \$100. 4.36
 State Equalized Tax Rate 2.08

TENAFLY BOROUGH - BERGEN COUNTY

Form of Government:

Borough Council

Number of Members on Governing Body - 6

PER CAPITA

Gross Debt 1,232.64
 Net Debt 1,031.78
 Debt Service 121.18
 Total Tax Levy 2,701.08
 Municipal Expenditures 1,107.06

PER CENT:

Gross Debt .90
 Net Debt .77
 Tax Levy Collected 98.43
 Tax Levy Cancelled, Abated or Adjusted

EXPENDITURES		REVENUES-REALIZED		1993 PROPERTY TAX	
GENERAL GOVERNMENT		1993 Property Taxes Collected		STATE EQUALIZED TAX RATE 1.18	20,454,831.00
Governing Body & Public Boards	124,750.00	1993 Payments in Lieu of Taxes	35,456,326.26	Local District School Taxes	
Municipal Clerk	39,100.00	Delinquent Tax & Lien Collections	433,431.25	Regional & Consolidated School Tax	
Financial Administration	244,300.00	Business Personal Replacement Taxes	146,394.24	School Taxes in Municipal Budget	
Assessment of Taxes	228,250.00	Taxes From Public Utilities	1,066,266.00	County Taxes	4,828,290.18
Collection of Taxes	27,525.00	Other Miscellaneous Tax Revenues		County Library Taxes	
Planning, Housing & Development	144,909.00	State Aid Revenues	1,090,152.27	Local Municipal Purpose Taxes	10,601,687.01
Human Resources		Federal Aid Revenues		Veteran & Senior Citizen Taxes	66,250.00
Elections	868,238.00			Total Taxes for Rate Computation	35,951,058.19
General Administration (other)				Special District Taxes	
JUDICIARY				Bank Corp. Taxes	
Municipal Courts	55,200.00			Added and Omitted Taxes	63,909.89
PUBLIC SAFETY				Total Taxes Levied - ABSTRACT	35,948,718.08
Fire Protection	422,782.00			Total Taxes Billed	36,023,464.10
Police Protection	2,276,553.52			1993 TAXES COLLECTED	35,456,326.26
Civil Defense & Disaster Control	1,775.00			1993 Taxes Cancelled, Abated or Adjusted	1,237.35
Environmental Inspection & Control	163,550.00			Transfer to Tax Title Liens or Foreclosed	39.24
Other Public Safety				Balance Outstanding Dec. 31, 1993	565,861.25
PUBLIC WORKS				PRIOR YEARS TAXES OUTSTANDING	
Streets and Drainage	1,040,525.00			Balance January 1, 1993	451,728.20
Sewers and Sewage Processing	2,726,310.08			Collected in 1993	433,431.25
Garbage and Trash Disposal	930,000.00			Cancelled, Abated or Adjusted 1993	119.92
Public Buildings and Grounds	95,676.00			Transfers to Tax Title Liens or Foreclosed	
Other Public Works	145,439.92			Balance December 31, 1993	18,177.03
HEALTH and WELFARE				TAX TITLE LIENS OUTSTANDING	
Health Services Except Environmental	147,037.40			Balance January 1, 1993	724.35
Welfare-Public Assistance	25,330.00			Transfer From Taxes	39.24
Hospital, Clinics, First Aid				Redeemed In 1993	
Animal, Insect, & Rodent Control	8,000.00			Cancelled, Abated or Adjusted (1993)	
Other Welfare Services				Transfer to Foreclosed Property	
RECREATION and CONSERVATION				Balance December 31, 1993	763.59
Beaches and Boardwalks				PROPERTY ACQUIRED BY DEED OR	
Parks, Playgrounds, Shade Trees	502,380.00			FORECLOSURE	
Land Reclamation & Conservation	100.00			Balance January 1, 1993	18,200.00
Other Recreational Services	304,400.00			Transfers From Taxes or Liens	
EDUCATION (excluding schools)				Sale For Cash (1993)	
Libraries	585,598.00			Cancelled, Abated or Adjusted (1993)	
Other Educational Services	500.00			Balance December 31, 1993	18,200.00
STATUTORY EXPENDITURES				CURRENT FINANCES DECEMBER 31, 1993	
Pensions & F. I. C. A.	444,239.52			ASSETS	
Employee Fringe Benefits	648,000.00			Cash Dec. 31, 1993	5,617,075.59
Other Statutory Expenditures	3,000.00			Taxes Receivable	584,038.28
CETA And Other Public Employment Programs				Tax Title Liens	763.59
MUNICIPAL FUNCTIONS				Foreclosed Property	18,200.00
CAPITAL IMPROVEMENTS				Emergencies & Other Deferred Charges	200,000.00
DEBT SERVICE				State and Federal Aid Receivable	
Principal Payments	900,000.00			Other Receivables	35,620.59
Interest Payments	712,839.94			Total	6,455,698.05
DEFERRED CHARGES				LIABILITIES, RESERVES, AND SURPLUS	
SCHOOL, COUNTY, SPECIAL DISTRICT TAXES	114,400.75			Cash Liabilities	3,789,434.25
RESERVE FOR UNCOLLECTED TAXES	25,283,121.18			Reserves for Receivables	638,622.46
EXPENDITURES				Surplus Dec. 31, 1993	2,027,641.34
TOTAL	40,017,028.40			Total	6,455,698.05

Population 1990 22
 Population 1993 21
 S & P Rating
 Moody Rating

General Tax Rate Per \$100. 1.19
 State Equalized Tax Rate 1.28

TETERBORO BOROUGH - BERGEN COUNTY
Form of Government
Council-Manager (1923)
Number of Members on Governing Body - 5

PER CAPITA
 Gross Debt 5,133.38
 Net Debt 5,133.38
 Debt Service 2,977.97
 Total Tax Levy 4,753.09
 Municipal Expenditures 2,414.37

PER CENT:
 Gross Debt .15
 Net Debt .15
 Tax Levy Collected 99.69
 Tax Levy Cancelled, Abated or Adjusted .32

EXPENDITURES		REVENUES-REALIZED		1993 PROPERTY TAX	
GENERAL GOVERNMENT				STATE EQUALIZED TAX RATE →	
Governing Body & Public Boards		1993 Property Taxes Collected		Local District School Taxes	
Municipal Clerk		1993 Payments in Lieu of Taxes		Regional & Consolidated School Tax	
Financial Administration	63,107.47	Delinquent Tax & Lien Collections		School Taxes in Municipal Budget	
Assessment of Taxes	19,061.00	Business Personalty Replacement Taxes		County Taxes	.29 635,831.65
Collection of Taxes	14,823.36	Taxes From Public Utilities		County Library Taxes	
Planning, Housing & Development	23,452.41	Other Miscellaneous Tax Revenues		Local Municipal Purpose Taxes	.98 2,144,003.23
Human Resources		State Aid Revenues		Veteran & Senior Citizen Taxes	
Elections		Federal Aid Revenues		Total Taxes for Rate Computation	1.27 2,779,834.88
General Administration (other)	371,445.06	Sale of Acquired Property		Special District Taxes	
JUDICIARY		Other Miscellaneous Revenues		Bank Corp. Taxes	
Municipal Courts	77,623.85	Total		Added and Omitted Taxes	49,980.00
PUBLIC SAFETY		Prior Years Surplus Appropriated		Total Taxes Levied - ABSTRACT	2,829,814.88
Fire Protection	89,083.29	REVENUES TOTAL		Total Taxes Billed	2,830,164.47
Police Protection	728,420.45	Reserve For Uncollected Taxes		1993 TAXES COLLECTED	2,820,998.30
Civil Defense & Disaster Control	1,000.00	CAPITAL OUTLAY TOTAL		1993 Taxes Cancelled, Abated or Adjusted	9,166.57
Environmental Inspection & Control	60,873.29	Public Enterprises		Transfer to Tax Title Liens or Foreclosed	
Other Public Safety		Recreation-Culture		Balance Outstanding Dec. 31, 1993	
PUBLIC WORKS		Public Works		PRIOR YEARS TAXES OUTSTANDING	
Streets and Drainage	131,625.86	Buildings and Grounds		Balance January 1, 1993	87.17
Sewers and Sewage Processing	475,514.75	Library and Education		Collected in 1993	87.17
Garbage and Trash Disposal	4,766.00	Conservation		Cancelled, Abated or Adjusted 1993	
Public Buildings and Grounds	79,591.20	All Other		Transfers to Tax Title Liens or Foreclosed	
Other Public Works		CAPITAL DEBT AUTHORIZED, DECEMBER 31, 1993		Balance December 31, 1993	
HEALTH and WELFARE		ISSUED AND UNISSUED		TAX TITLE LIENS OUTSTANDING	
Health Services Except Environmental	24,167.00	GROSS DEBT		Balance January 1, 1993	
Welfare-Public Assistance	1,700.00	NET DEBT		Transfer From Taxes	
Hospital, Clinics, First Aid		School		Redeemed in 1993	
Animal, Insect, & Rodent Control		Self-Liquidating		Cancelled, Abated or Adjusted (1993)	
Other Welfare Services		Other		Transfer to Foreclosed Property	
RECREATION and CONSERVATION		Total		Balance December 31, 1993	
Beaches and Boardwalks		ISSUED AND OUTSTANDING		PROPERTY ACQUIRED BY DEED OR	
Parks, Playgrounds, Shade Trees		School		FORECLOSURE	
Land Reclamation & Conservation	16,657.50	Self-Liquidating		Balance January 1, 1993	
Other Recreational Services		Other		Transfers From Taxes or Liens	
EDUCATION (excluding schools)		Total		Sale For Cash (1993)	
Libraries		EQUALIZED VALUATION BASIS		Cancelled, Abated or Adjusted (1993)	
Other Educational Services		FOR NET DEBT COMPUTATION		Balance December 31, 1993	
STATUTORY EXPENDITURES		REAL PROPERTY VALUATIONS		CURRENT FINANCES DECEMBER 31, 1993	
Pensions & F. I. C. A.	48,971.79	Code Class # of Parcels % VALN		ASSETS	
Employee Fringe Benefits	368,117.26	1 Vacant Land 6 .74		Cash Dec. 31, 1993	1,012,640.84
Other Statutory Expenditures		2 Residential 7 .32		Taxes Receivable	
CETA And Other Public Employment Programs		3 Farm		Tax Title Liens	
MUNICIPAL FUNCTIONS		4a Commercial 3 .55		Foreclosed Property	
CAPITAL IMPROVEMENTS	2,600,001.54	4b Industrial 59 98.38		Emergencies & Other Deferred Charges	
DEBT SERVICE		4c Apartments		State and Federal Aid Receivable	
Principal Payments	51,401.00	Total		Other Receivables	59,291.39
Interest Payments	11,134.20	Land Area 1.20 Sq. Miles		Total	1,071,932.23
DEFERRED CHARGES		Net Valuation Taxable-Municipal		LIABILITIES, RESERVES, AND SURPLUS	
SCHOOL, COUNTY, SPECIAL DISTRICT TAXES	6,000.00	Net Valuation Taxable-County		Cash Liabilities	336,177.42
RESERVE FOR UNCOLLECTED TAXES	112,165.13	State Equalized Valuation		Reserves For Receivables	59,291.39
EXPENDITURES TOTAL	3,416,533.52	State Equalization Ratio		Surplus Dec. 31, 1993	676,463.42
				Total	1,071,932.23

1024

Population 1990 4,803
 Population 1993 4,949
 S & P Rating
 Moody Rating A1

General Tax Rate Per \$100. 1.64
 State Equalized Tax Rate 1.55

TEWKSBURY TWP. - HUNTERDON COUNTY

Form of Government:

Township Committee

Number of Members on Governing Body - 3

PER CAPITA:

Gross Debt 1,161.99
 Net Debt 875.90
 Debt Service 81.30
 Total Tax Levy 2,249.51
 Municipal Expenditures 790.59

PER CENT:

Gross Debt .91
 Net Debt .61
 Tax Levy Collected 96.04
 Tax Levy Cancelled, Abated or Adjusted .49

EXPENDITURES	REVENUES-REALIZED	1993 PROPERTY TAX
GENERAL GOVERNMENT		STATE EQUALIZED TAX RATE
Governing Body & Public Boards	1993 Property Taxes Collected 10,697,806.80	Local District School Taxes .58 4,130,865.00
Municipal Clerk		Regional & Consolidated School Tax .39 2,775,295.26
Financial Administration 97,463.00	1993 Payments in Lieu of Taxes	School Taxes in Municipal Budget
Assessment of Taxes 84,701.00	Delinquent Tax & Lien Collections 381,464.40	County Taxes .29 2,056,264.79
Collection of Taxes 26,264.53	Business Personalty Replacement Taxes 84,970.24	County Library Taxes .03 179,032.08
Planning, Housing & Development 57,730.00	Taxes From Public Utilities 434,649.00	Local Municipal Purpose Taxes .27 1,891,989.15
Human Resources 71,254.35	Other Miscellaneous Tax Revenues	Veteran & Senior Citizen Taxes 18,300.00
Elections	State Aid Revenues 175,864.00	Total Taxes for Rate Computation 1.56 11,051,736.28
General Administration (other) 502,275.40	Federal Aid Revenues	Special District Taxes
JUDICIARY		Bank Corp. Taxes
Municipal Courts 45,000.00	Sale of Acquired Property	Added and Omitted Taxes 99,404.28
PUBLIC SAFETY	Other Miscellaneous Revenues 421,089.36	Total Taxes Levied - ABSTRACT 11,132,840.56
Fire Protection 122,493.10	Total 12,195,843.80	Total Taxes Billed 11,138,404.54
Police Protection 458,107.37	Prior Years Surplus Appropriated 852,000.00	1993 TAXES COLLECTED 10,697,806.80
Civil Defense & Disaster Control	REVENUES TOTAL 13,047,843.80	1993 Taxes Cancelled, Abated or Adjusted 54,912.12
Environmental Inspection & Control 67,120.00	Reserve For Uncollected Taxes 975,648.79	Transfer to Tax Title Liens or Foreclosed 3,972.08
Other Public Safety	CAPITAL OUTLAY TOTAL 193,179.93	Balance Outstanding Dec. 31, 1993 381,713.54
PUBLIC WORKS		PRIOR YEARS TAXES OUTSTANDING
Streets and Drainage 519,976.00	Public Enterprises	Balance January 1, 1993 458,495.59
Sewers and Sewage Processing 3,630.00	Recreation-Culture	Collected in 1993 381,464.40
Gorbage and Trash Disposal 25,000.00	Public Works 97,831.69	Cancelled, Abated or Adjusted 1993 9,380.20
Public Buildings and Grounds 79,184.00	Buildings and Grounds 95,348.24	Transfers to Tax Title Liens or Foreclosed
Other Public Works	Library and Education	Balance December 31, 1993 67,650.99
HEALTH and WELFARE	Conservation	TAX TITLE LIENS OUTSTANDING
Health Services Except Environmental 7,600.00	All Other	Balance January 1, 1993 182,835.28
Welfare-Public Assistance 1,770.00		Transfer From Taxes 3,972.08
Hospital, Clinics, First Aid	CAPITAL DEBT AUTHORIZED, DECEMBER 31, 1993	Redeemed In 1993
Animal, Insect, & Rodent Control	ISSUED AND UNISSUED GROSS DEBT NET DEBT	Cancelled, Abated or Adjusted (1993)
Other Welfare Services	School 1,058,685	Transfer to Foreclosed Property
RECREATION and CONSERVATION	Self-Liquidating 357,166	Balance December 31, 1993 186,807.36
Beaches and Boardwalks	Other 4,334,845	PROPERTY ACQUIRED BY DEED OR
Parks, Playgrounds, Shode Trees 40,800.00	Total 5,750,697	FORECLOSURE
Land Reclamation & Conservation 5,598.00		Balance January 1, 1993
Other Recreational Services 7,000.00	ISSUED AND OUTSTANDING	Transfers From Taxes or Liens
EDUCATION (excluding schools)	School 78,685.43	Sale For Cash (1993)
Libraries 7,000.00	Self-Liquidating 296,716.93	Cancelled, Abated or Adjusted (1993)
Other Educational Services 1,700.00	Other 4,076,774.55	Balance December 31, 1993
STATUTORY EXPENDITURES	Total 4,452,176.91	CURRENT FINANCES DECEMBER 31, 1993
Pensions & F. I. C. A. 114,894.25	EQUALIZED VALUATION BASIS	ASSETS
Employee Fringe Benefits 130,000.00	FOR NET DEBT COMPUTATION 711,594,028	Cash Dec. 31, 1993 3,507,464.80
Other Statutory Expenditures	REAL PROPERTY VALUATIONS	Taxes Receivable 449,364.53
CETA And Other Public Employment Programs	Code Class # of Parcels % VAL'N ASSESSED VALUATION	Tax Title Liens 186,807.36
MUNICIPAL FUNCTIONS TOTAL 2,476,561.00	1 Vacant Land 310 5.75 38,601,400.00	Foreclosed Property
CAPITAL IMPROVEMENTS *MEMO* 195,650.00	2 Residential 1480 73.18 491,352,500.00	Emergencies & Other Deferred Charges 200,000.00
DEBT SERVICE	3 Farm 792 16.01 107,526,100.00	State and Federal Aid Receivable 2,787.51
Principal Payments 289,535.78	4a Commercial 47 4.74 31,826,400.00	Other Receivables 42,178.57
Interest Payments 115,275.00	4b Industrial 1 .32 2,156,500.00	Total 4,398,602.77
DEFERRED CHARGES 55,598.16	4c Apartments	LIABILITIES, RESERVES, AND SURPLUS
SCHOOL, COUNTY, SPECIAL DISTRICT TAXES 9,141,447.13	Total 2630 671,462,900.00	Cash Liabilities 664,974.33
RESERVE FOR UNCOLLECTED TAXES 975,648.79	Land Area 31.80 Sq. Miles	Reserves for Receivables 678,350.46
EXPENDITURES TOTAL 13,054,065.86	Net Valuation Taxable-Municipal 673,109,772	Surplus Dec. 31, 1993 3,045,277.98
	Net Valuation Taxable-County 683,898,620	Total 4,398,602.77
	State Equalized Valuation 710,015,793	
	State Equalization Ratio 94.79	

1336

Population 1990 12,361
 Population 1993 13,161
 S & P Rating
 Moody Rating A

General Tax Rate Per \$100. 2.16
 State Equalized Tax Rate 2.30

TINTON FALLS BORO. - MONMOUTH CO.
 Form of Government:
Mayor-Council Plan B (OMCL 50)
 Number of Members on Governing Body - 5

PER CAPITA:

Gross Debt 1,136.12
 Net Debt 1,001.71
 Debt Service 76.69
 Total Tax Levy 1,620.22
 Municipal Expenditures 777.92

PER CENT:

Gross Debt 1.74
 Net Debt 1.54
 Tax Levy Collected 95.69
 Tax Levy Cancelled, Abated or Adjusted 1.46

EXPENDITURES		REVENUES-REALIZED		1993 PROPERTY TAX	
GENERAL GOVERNMENT				STATE EQUALIZED TAX RATE 2.30	
Governing Body & Public Boards		1993 Property Taxes Collected	20,417,053.63	Local District School Taxes 1.21	10,682,235.29
Municipal Clerk		1993 Payments in Lieu of Taxes		Regional & Consolidated School Tax .40	3,505,159.96
Financial Administration	474,673.00	Delinquent Tax & Lien Collections	754,029.49	School Taxes in Municipal Budget	
Assessment of Taxes	105,425.00	Business Personalty Replacement Taxes	178,046.40	County Taxes .44	* 3,903,965.43
Collection of Taxes		Taxes From Public Utilities	1,288,874.00	County Library Taxes .02	160,272.97
Planning, Housing & Development	62,693.00	Other Miscellaneous Tax Revenues		Local Municipal Purpose Taxes .24	2,082,289.32
Human Resources	87,559.00	State Aid Revenues	855,754.25	Veteran & Senior Citizen Taxes	55,250.00
Elections		Federal Aid Revenues		Total Taxes for Rate Computation 2.31	20,389,172.96
General Administration (other)	661,629.00			Special District Taxes	750,656.00
JUDICIARY				Bank Corp. Taxes	
Municipal Courts	251,317.22	Sale of Acquired Property	3,940,004.87	Added and Omitted Taxes	239,143.15
PUBLIC SAFETY		Other Miscellaneous Revenues	27,433,762.64	Total Taxes Levied - ABSTRACT	21,323,722.11
Fire Protection		Total	1,700,000.00	Total Taxes Billed	21,335,951.31
Police Protection	2,151,232.36	Prior Years Surplus Appropriated	1,700,000.00	1993 TAXES COLLECTED	20,417,053.63
Civil Defense & Disaster Control	3,150.00	REVENUES TOTAL	29,133,762.64	1993 Taxes Cancelled, Abated or Adjusted	311,319.53
Environmental Inspection & Control	240,531.00	Reserve For Uncollected Taxes	1,222,486.64	Transfer to Tax Title Liens or Foreclosed	
Other Public Safety		CAPITAL OUTLAY TOTAL	3,271,861.62	Balance Outstanding Dec. 31, 1993	607,578.15
PUBLIC WORKS				PRIOR YEARS TAXES OUTSTANDING	
Streets and Drainage	402,692.00	Public Enterprises	296,216.24	Balance January 1, 1993	778,319.44
Sewers and Sewage Processing	1,008,349.54	Recreation-Culture	908,500.53	Collected in 1993	754,029.49
Garbage and Trash Disposal		Public Works	1,561,755.60	Cancelled, Abated or Adjusted 1993	
Public Buildings and Grounds	505,186.00	Buildings and Grounds	505,389.25	Transfers to Tax Title Liens or Foreclosed	
Other Public Works	494,604.00	Library and Education		Balance December 31, 1993	24,289.95
HEALTH and WELFARE		Conservation		TAX TITLE LIENS OUTSTANDING	
Health Services Except Environmental	91,080.00	All Other		Balance January 1, 1993	
Welfare-Public Assistance				Transfer From Taxes	
Hospital, Clinics, First Aid		CAPITAL DEBT AUTHORIZED, DECEMBER 31, 1993		Redeemed in 1993	
Animal, Insect, & Rodent Control		ISSUED AND UNISSUED GROSS DEBT NET DEBT		Cancelled, Abated or Adjusted (1993)	
Other Welfare Services	4,300.00	School	1,769,000	Transfer to Foreclosed Property	
RECREATION and CONSERVATION		Self-Liquidating	13,183,486	Balance December 31, 1993	
Beaches and Boardwalks		Other	14,952,486	PROPERTY ACQUIRED BY DEED OR FORECLOSURE	
Parks, Playgrounds, Shade Trees		Total	13,183,486	Balance January 1, 1993	
Land Reclamation & Conservation	17,754.67	ISSUED AND OUTSTANDING		Transfers From Taxes or Liens	
Other Recreational Services	188,465.00	School	325,000.00	Sale For Cash (1993)	
EDUCATION (excluding schools)		Self-Liquidating	8,579,375.00	Cancelled, Abated or Adjusted (1993)	
Libraries		Other	9,904,375.00	Balance December 31, 1993	
Other Educational Services		Total		CURRENT FINANCES DECEMBER 31, 1993	
STATUTORY EXPENDITURES		EQUALIZED VALUATION BASIS FOR NET DEBT COMPUTATION	858,129,460	ASSETS	
Pensions & F. I. C. A.	585,621.00	REAL PROPERTY VALUATIONS		Cash Dec. 31, 1993	12,684,396.73
Employee Fringe Benefits	611,000.00	Code Class # of Parcels % VAL'N	ASSESSED VALUATION	Taxes Receivable	631,868.10
Other Statutory Expenditures		1 Vacant Land 1478 6.82	63,793,200.00	Tax Title Liens	
CETA And Other Public Employment Programs		2 Residential 4462 68.23	639,367,996.00	Foreclosed Property	
MUNICIPAL FUNCTIONS		3 Farm 75 .82	7,633,000.00	Emergencies & Other Deferred Charges	
CAPITAL IMPROVEMENTS		4a Commercial 134 21.58	201,935,200.00	State and Federal Aid Receivable	1,380.15
DEBT SERVICE		4b Industrial 19 2.55	23,872,400.00	Other Receivables	157.96
Principal Payments	671,975.00	4c Apartments		Total	13,317,802.94
Interest Payments	337,386.69	Total	6168	LIABILITIES, RESERVES, AND SURPLUS	
		Land Area 15.15 Sq. Miles		Cash Liabilities	10,170,455.85
DEFERRED CHARGES				Reserves for Receivables	632,026.06
SCHOOL, COUNTY, SPECIAL DISTRICT TAXES	59,079.23	Net Valuation Taxable-Municipal	940,057,583	Surplus Dec. 31, 1993	2,515,321.03
SCHOOL, COUNTY, SPECIAL DISTRICT TAXES	19,002,289.64	Net Valuation Taxable-County	863,151,778	Total	13,317,802.94
RESERVE FOR UNCOLLECTED TAXES	1,222,486.64	State Equalized Valuation	882,131,018		
EXPENDITURES TOTAL	29,240,477.99	State Equalization Ratio	106.60		

1612

Population 1990 10,177
 Population 1993 10,229
 S & P Rating
 Moody Rating AAA

General Tax Rate Per \$100. 1.72
 State Equalized Tax Rate 1.73

TOTOWA BOROUGH - PASSAIC COUNTY
Form of Government:
Borough Council
Number of Members on Governing Body - 6

PER CAPITA:
 Grass Debt 1,379.87
 Net Debt 982.87
 Debt Service 143.63
 Total Tax Levy 1,871.99
 Municipal Expenditures 877.79

PER CENT:
 Grass Debt 1.28
 Net Debt .91
 Tax Levy Collected 95.62
 Tax Levy Cancelled, Abated or Adjusted 1.95

EXPENDITURES		REVENUES-REALIZED		1993 PROPERTY TAX	
GENERAL GOVERNMENT				STATE EQUALIZED TAX RATE	
Governing Body & Public Boards	20,400.00	1993 Property Taxes Collected	18,382,476.00	Local District School Taxes	.51 5,609,126.00
Municipal Clerk		1993 Payments in Lieu of Taxes		Regional & Consolidated School Tax	.36 3,981,758.13
Financial Administration	84,000.00	Delinquent Tax & Lien Collections	664,393.00	School Taxes in Municipal Budget	
Assessment of Taxes	118,049.00	Business Personalty Replacement Taxes	275,537.00	County Taxes	.52 5,782,779.89
Collection of Taxes	42,416.00	Taxes From Public Utilities	1,006,520.00	County Library Taxes	
Planning, Housing & Development	21,228.00	Other Miscellaneous Tax Revenues		Local Municipal Purpose Taxes	.33 3,667,620.00
Human Resources	113,877.50	State Aid Revenues	521,246.00	Veteran & Senior Citizen Taxes	
Elections		Federal Aid Revenues		Total Taxes for Rate Computation	1.72 19,217,984.02
General Administration (other)	674,541.00			Special District Taxes	
JUDICIARY				Bank Corp. Taxes	
Municipal Courts	126,970.00	Sale of Acquired Property	1,902,771.00	Added and Omitted Taxes	107,265.00
PUBLIC SAFETY		Other Miscellaneous Revenues	22,752,943.00	Total Taxes Levied - ABSTRACT	19,148,549.02
Fire Protection	134,576.00			Total Taxes Billed	19,223,879.00
Police Protection	1,523,658.00	Prior Years Surplus Appropriated	2,231,369.00	1993 TAXES COLLECTED	18,382,476.00
Civil Defense & Disaster Control	1,820.00	REVENUES TOTAL	24,984,312.00	1993 Taxes Cancelled, Abated or Adjusted	375,069.00
Environmental Inspection & Control	90,156.00	Reserve For Uncollected Taxes	886,414.00	Transfer to Tax Title Liens or Foreclosed	
Other Public Safety		CAPITAL OUTLAY TOTAL	414,379.00	Balance Outstanding Dec. 31, 1993	466,334.00
PUBLIC WORKS				PRIOR YEARS TAXES OUTSTANDING	
Streets and Drainage	488,348.00	Public Enterprises		Balance January 1, 1993	641,270.00
Sewers and Sewage Processing	1,373,103.00	Recreation-Culture		Collected in 1993	556,297.00
Garbage and Trash Disposal	290,187.00	Public Works	102,164.00	Cancelled, Abated or Adjusted 1993	29,977.00
Public Buildings and Grounds	86,231.00	Buildings and Grounds	312,215.00	Transfers to Tax Title Liens or Foreclosed	
Other Public Works	28,600.00	Library and Education		Balance December 31, 1993	54,996.00
HEALTH and WELFARE		Conservation		TAX TITLE LIENS OUTSTANDING	
Health Services Except Environmental	85,744.00	All Other		Balance January 1, 1993	108,096.00
Welfare-Public Assistance	9,493.00			Transfer From Taxes	
Hospital, Clinics, First Aid				Redeemed In 1993	108,096.00
Animal, Insect, & Radent Control				Cancelled, Abated or Adjusted (1993)	
Other Welfare Services				Transfer to Foreclosed Property	
RECREATION and CONSERVATION				Balance December 31, 1993	
Beaches and Boardwalks				PROPERTY ACQUIRED BY DEED OR	
Parks, Playgrounds, Shade Trees	38,475.00			FORECLOSURE	
Land Reclamation & Conservation	5,952.00			Balance January 1, 1993	72,900.00
Other Recreational Services	24,480.00			Transfers From Taxes or Liens	
EDUCATION (excluding schools)				Sale For Cash (1993)	
Libraries	359,673.00			Cancelled, Abated or Adjusted (1993)	
Other Educational Services				Balance December 31, 1993	72,900.00
STATUTORY EXPENDITURES				CURRENT FINANCES DECEMBER 31, 1993	
Pensions & F. I. C. A.	311,582.00			ASSETS	
Employee Fringe Benefits	498,582.00			Cash Dec. 31, 1993	4,951,498.00
Other Statutory Expenditures	1,000.00			Taxes Receivable	521,330.00
CETA And Other Public Employment Programs				Tax Title Liens	
MUNICIPAL FUNCTIONS TOTAL	6,553,139.50			Foreclosed Property	72,900.00
CAPITAL IMPROVEMENTS *ME MO*	30,000.00			Emergencies & Other Deferred Charges	8,800.00
DEBT SERVICE				State and Federal Aid Receivable	30,225.00
Principal Payments	1,035,000.00			Other Receivables	268,499.00
Interest Payments	485,336.00			Total	5,853,252.00
DEFERRED CHARGES				LIABILITIES, RESERVES, AND SURPLUS	
SCHOOL, COUNTY, SPECIAL DISTRICT TAXES	18,995.00			Cash Liabilities	2,027,470.00
RESERVE FOR UNCOLLECTED TAXES	886,414.00			Reserves for Receivables	862,729.00
EXPENDITURES TOTAL	24,352,543.52			Surplus Dec. 31, 1993	2,963,053.00
				Total	5,853,252.00

Population 1990 88,675
 Population 1993 85,686
 S & P Rating A-
 Moody Rating AAA

General Tax Rate Per \$100. 3.35
 State Equalized Tax Rate 3.35

TRENTON CITY - MERCER COUNTY
 Form of Government:
Mayor-Council Plan C (OMCL 50)
 Number of Members on Governing Body - 7

PER CAPITA:
 Gross Debt 2,040.71
 Net Debt 924.25
 Debt Service 83.31
 Total Tax Levy 787.56
 Municipal Expenditures 1,362.44

PER CENT:
 Gross Debt 9.37
 Net Debt 4.11
 Tax Levy Collected 78.46
 Tax Levy Cancelled, Abated or Adjusted 1.20

EXPENDITURES		REVENUES-REALIZED		1993 PROPERTY TAX	
GENERAL GOVERNMENT				STATE EQUALIZED TAX RATE	
Governing Body & Public Boards	495,615.00	1993 Property Taxes Collected	52,127,171.00	Local District School Taxes	1.06 21,306,880.50
Municipal Clerk	304,302.00	1993 Payments in Lieu of Taxes	7,306,872.00	Regional & Consolidated School Tax	
Financial Administration	701,941.00	Delinquent Tax & Lien Collections	5,309,297.00	School Taxes in Municipal Budget	.03 666,441.00
Assessment of Taxes	415,947.00	Business Personality Replacement Taxes	3,282,238.00	County Taxes	.55 * 11,029,684.13
Collection of Taxes	323,572.00	Taxes From Public Utilities	3,878,445.00	County Library Taxes	
Planning, Housing & Development	1,066,996.00	Other Miscellaneous Tax Revenues	209,577.00	Local Municipal Purpose Taxes	1.71 34,429,244.00
Human Resources	7,482,181.00	State Aid Revenues	46,483,367.00	Veteran & Senior Citizen Taxes	954,750.00
Elections	40,350.00	Federal Aid Revenues	743,908.00	Total Taxes for Rate Computation	3.35 68,386,999.63
General Administration (other)	16,615,616.00			Special District Taxes	
JUDICIARY		Sale of Acquired Property		Bank Corp. Taxes	
Municipal Courts	1,537,373.00	Other Miscellaneous Revenues	13,741,179.00	Added and Omitted Taxes	50,588.00
PUBLIC SAFETY		Total	133,082,054.00	Total Taxes Levied - ABSTRACT	67,432,837.63
Fire Protection	14,662,990.00	Prior Years Surplus Appropriated	1,000,000.00	Total Taxes Billed	66,437,069.00
Police Protection	18,532,750.00	REVENUES TOTAL	134,082,054.00	1993 TAXES COLLECTED	52,127,171.00
Civil Defense & Disaster Control	31,571.00	Reserve For Uncollected Taxes	11,372,430.00	1993 Taxes Cancelled, Abated or Adjusted	797,378.00
Environmental Inspection & Control	1,194,356.00	CAPITAL OUTLAY TOTAL	17,653,283.00	Transfer to Tax Title Liens or Foreclosed	
Other Public Safety	41,274.00			Balance Outstanding Dec. 31, 1993	13,512,520.00
PUBLIC WORKS		Public Enterprises	9,733,526.00	PRIOR YEARS TAXES OUTSTANDING	
Streets and Drainage	2,607,570.00	Recreation-Culture		Balance January 1, 1993	11,060,664.00
Sewers and Sewage Processing		Public Works	7,919,757.00	Collected in 1993	3,894,979.00
Garbage and Trash Disposal	6,974,878.00	Buildings and Grounds		Cancelled, Abated or Adjusted 1993	1,538,277.00
Public Buildings and Grounds	6,099,728.00	Library and Education		Transfers to Tax Title Liens or Foreclosed	3,095,479.00
Other Public Works	3,393,949.00	Conservation		Balance December 31, 1993	2,531,929.00
HEALTH and WELFARE		All Other		TAX TITLE LIENS OUTSTANDING	
Health Services Except Environmental	3,018,738.00	CAPITAL DEBT AUTHORIZED, DECEMBER 31, 1993		Balance January 1, 1993	5,434,559.00
Welfare-Public Assistance	1,484,524.00	ISSUED AND UNISSUED		Transfer From Taxes	3,345,158.00
Hospital, Clinics, First Aid		School	13,895,000	Redeemed In 1993	1,414,317.00
Animal, Insect, & Rodent Control	166,507.00	Self-Liquidating	80,234,626	Cancelled, Abated or Adjusted (1993)	64,013.00
Other Welfare Services		Other	80,730,303	Transfer to Foreclosed Property	
RECREATION and CONSERVATION		Total	174,859,929	Balance December 31, 1993	7,301,387.00
Beaches and Boardwalks		ISSUED AND OUTSTANDING		PROPERTY ACQUIRED BY DEED OR FORECLOSURE	
Parks, Playgrounds, Shade Trees	983,630.00	School	8,835,000.00	Balance January 1, 1993	24,281,900.00
Land Reclamation & Conservation	47,956.00	Self-Liquidating	44,482,000.00	Transfers From Taxes or Liens	
Other Recreational Services	1,068,637.00	Other	60,903,000.00	Sale For Cash (1993)	62,090.00
EDUCATION (excluding schools)		Total	114,220,000.00	Cancelled, Abated or Adjusted (1993)	556,210.00
Libraries	2,061,244.00	EQUALIZED VALUATION BASIS		Balance December 31, 1993	23,663,600.00
Other Educational Services	221,723.00	FOR NET DEBT COMPUTATION	1,928,457,415	CURRENT FINANCES DECEMBER 31, 1993	
STATUTORY EXPENDITURES		REAL PROPERTY VALUATIONS		ASSETS	
Pensions & F. I. C. A.	6,161,137.00	Code Class # of Parcels % VAL'N	ASSESSED VALUATION	Cash Dec. 31, 1993	35,218,269.00
Employee Fringe Benefits		1 Vacant Land 1320 1.30	25,715,310.00	Taxes Receivable	16,044,449.00
Other Statutory Expenditures		2 Residential 21435 70.23	1,390,634,290.00	Tax Title Liens	7,301,387.00
CETA And Other Public Employment Programs		3 Farm		Foreclosed Property	23,663,600.00
MUNICIPAL FUNCTIONS		4a Commercial 2445 22.16	438,779,547.00	Emergencies & Other Deferred Charges	1,202,755.00
CAPITAL IMPROVEMENTS		4b Industrial 131 4.00	79,287,150.00	State and Federal Aid Receivable	4,251,143.00
DEBT SERVICE		4c Apartments 174 2.31	45,758,510.00	Other Receivables	16,247,711.00
Principal Payments	3,230,567.00	Total	1,980,174,797.00	Total	103,929,514.00
Interest Payments	4,336,104.00	Land Area 7.50 Sq. Miles		LIABILITIES, RESERVES, AND SURPLUS	
TYPE I SCHL DEBT *MEMO	1,562,469.00	Net Valuation Taxable-Municipal	2,014,427,566	Cash Liabilities	55,788,152.00
DEFERRED CHARGES		Net Valuation Taxable-County	2,057,358,543	Reserves for Receivables	47,010,906.00
SCHOOL, COUNTY, SPECIAL DISTRICT TAXES		State Equalized Valuation	2,015,854,787	Surplus Dec. 31, 1993	1,130,456.00
RESERVE FOR UNCOLLECTED TAXES		State Equalization Ratio	99.95	Total	103,929,514.00
EXPENDITURES TOTAL	149,745,293.63				

1532

Population 1990 3,048
 Population 1993 3,167
 S & P Rating
 Moody Rating

General Tax Rate Per \$100. 2.32
 State Equalized Tax Rate 2.34

TUCKERTON BOROUGH - OCEAN COUNTY
Form of Government:
Borough Council
Number of Members on Governing Body - 6

PER CAPITA:
 Gross Debt 3,342.22
 Net Debt 750.76
 Debt Service 113.16
 Total Tax Levy 1,244.82
 Municipal Expenditures 717.81

PER CENT:
 Gross Debt 6.11
 Net Debt 1.37
 Tax Levy Collected 92.04
 Tax Levy Cancelled, Abated or Adjusted .09

EXPENDITURES		REVENUES-REALIZED		1993 PROPERTY TAX	
GENERAL GOVERNMENT				STATE EQUALIZED TAX RATE	
Governing Body & Public Boards		1993 Property Taxes Collected	3,629,765.21	Local District School Taxes	.60 1,017,068.00
Municipal Clerk		1993 Payments in Lieu of Taxes		Regional & Consolidated School Tax	.66 1,107,700.25
Financial Administration	56,575.84	Delinquent Tax & Lien Collections	354,161.58	School Taxes in Municipal Budget	
Assessment of Taxes	21,030.00	Business Personalty Replacement Taxes	17,107.60	County Taxes	.46 * 771,895.77
Collection of Taxes	42,729.01	Taxes From Public Utilities	300,586.80	County Library Taxes	.04 65,501.87
Planning, Housing & Development	12,192.24	Other Miscellaneous Tax Revenues		Local Municipal Purpose Taxes	.57 959,639.29
Human Resources	39,360.98	State Aid Revenues	290,697.33	Veteran & Senior Citizen Taxes	
Elections		Federal Aid Revenues		Total Taxes for Rate Computation	2.33 3,963,355.18
General Administration (other)	178,794.71			Special District Taxes	
JUDICIARY				Bank Corp. Taxes	
Municipal Courts	54,258.00	Sale of Acquired Property	254,407.39	Added and Omitted Taxes	20,549.86
PUBLIC SAFETY		Other Miscellaneous Revenues	254,407.39	Total Taxes Levied - ABSTRACT	3,942,355.04
Fire Protection	23,094.70		4,846,725.91	Total Taxes Billed	3,943,733.61
Police Protection	318,067.33	Prior Years Surplus Appropriated	220,400.00	1993 TAXES COLLECTED	3,629,765.21
Civil Defense & Disaster Control	1,000.00	REVENUES TOTAL	5,067,125.91	1993 Taxes Cancelled, Abated or Adjusted	3,177.34
Environmental Inspection & Control	30,830.71	Reserve For Uncollected Taxes	377,505.20	Transfer to Tax Title Liens or Foreclosed	21,724.91
Other Public Safety		CAPITAL OUTLAY TOTAL	1,574,332.75	Balance Outstanding Dec. 31, 1993	289,066.15
PUBLIC WORKS				PRIOR YEARS TAXES OUTSTANDING	
Streets and Drainage	197,067.52	Public Enterprises	1,415,665.88	Balance January 1, 1993	354,774.23
Sewers and Sewage Processing		Recreation-Culture		Collected in 1993	317,846.75
Garbage and Trash Disposal	288,515.00	Public Works	24,942.75	Cancelled, Abated or Adjusted 1993	85.76
Public Buildings and Grounds	42,286.83	Buildings and Grounds	133,724.12	Transfers to Tax Title Liens or Foreclosed	921.57
Other Public Works		Library and Education		Balance December 31, 1993	35,920.15
HEALTH and WELFARE		Conservation		TAX TITLE LIENS OUTSTANDING	
Health Services Except Environmental	2,380.00	All Other		Balance January 1, 1993	87,570.88
Welfare-Public Assistance	3,000.00			Transfer From Taxes	22,893.83
Hospital, Clinics, First Aid		CAPITAL DEBT AUTHORIZED, DECEMBER 31, 1993		Redeemed In 1993	36,314.83
Animal, Insect, & Rodent Control	15,000.00	ISSUED AND UNISSUED		Cancelled, Abated or Adjusted (1993)	
Other Welfare Services		School	2,740,075	Transfer to Foreclosed Property	
RECREATION and CONSERVATION		Self-Liquidating	5,457,062	Balance December 31, 1993	74,149.88
Beaches and Boardwalks		Other	2,387,665	PROPERTY ACQUIRED BY DEED OR FORECLOSURE	
Parks, Playgrounds, Shade Trees		Total	10,584,803	Balance January 1, 1993	638,550.00
Land Reclamation & Conservation				Transfers From Taxes or Liens	
Other Recreational Services	6,000.00	ISSUED AND OUTSTANDING		Sale For Cash (1993)	
EDUCATION (excluding schools)		School	2,561,272.43	Cancelled, Abated or Adjusted (1993)	
Libraries	2,500.00	Self-Liquidating	4,669,012.48	Balance December 31, 1993	638,550.00
Other Educational Services	850.00	Other	25,000.00	CURRENT FINANCES DECEMBER 31, 1993	
STATUTORY EXPENDITURES		Total	7,255,284.91	ASSETS	
Pensions & F. I. C. A.	73,228.20	EQUALIZED VALUATION BASIS FOR NET DEBT COMPUTATION	173,333,988	Cash Dec. 31, 1993	743,702.62
Employee Fringe Benefits	126,322.41	REAL PROPERTY VALUATIONS		Taxes Receivable	324,986.30
Other Statutory Expenditures		Code Class # of Parcels % VAL'N	ASSESSED VALUATION	Tax Title Liens	74,149.88
CETA And Other Public Employment Programs		1 Vacant Land 325 7.58	12,699,400.00	Foreclosed Property	638,550.00
MUNICIPAL FUNCTIONS		2 Residential 1511 79.39	133,074,400.00	Emergencies & Other Deferred Charges	
CAPITAL IMPROVEMENTS		3 Farm 90 10.00	16,767,900.00	State and Federal Aid Receivable	
DEBT SERVICE		4a Commercial 4b Industrial 2 3.03	5,082,800.00	Other Receivables	49,223.42
Principal Payments	210,000.00	4c Apartments 1928	167,624,500.00	Total	1,830,612.22
Interest Payments	148,375.00	Total		LIABILITIES, RESERVES, AND SURPLUS	
DEFERRED CHARGES		Land Area 3.70 Sq. Miles		Cash Liabilities	288,489.82
SCHOOL, COUNTY, SPECIAL DISTRICT TAXES	2,962,165.89	Net Valuation Taxable-Municipal	169,394,802	Reserves for Receivables	1,086,909.60
RESERVE FOR UNCOLLECTED TAXES	377,505.20	Net Valuation Taxable-County	175,218,073	Surplus Dec. 31, 1993	455,212.80
EXPENDITURES TOTAL	5,235,465.11	State Equalized Valuation	168,229,587	Total	1,830,612.22
		State Equalization Ratio	100.70		

0910

Population 1990 53,012
 Population 1993 56,460
 S & P Rating
 Moody Rating

General Tax Rate Per \$100.
 3.04
 State Equalized Tax Rate
 3.37

UNION CITY CITY - HUDSON COUNTY
Form of Government:
Commission (1911)
Number of Members on Governing Body - 5

PER CAPITA:

Gross Debt 1,215.57
 Net Debt 720.09
 Debt Service 60.49
 Total Tax Levy 302.53
 Municipal Expenditures 1,009.19

PER CENT

Gross Debt 4.98
 Net Debt 2.95
 Tax Levy Collected 87.91
 Tax Levy Cancelled, Abated
 or Adjusted

EXPENDITURES		REVENUES-REALIZED		1993 PROPERTY TAX	
GENERAL GOVERNMENT				STATE EQUALIZED TAX RATE	
Governing Body & Public Boards	215,464.00	1993 Property Taxes Collected	40,582,347.09	Local District School Taxes	1.12 15,105,114.00
Municipal Clerk	716,882.00	1993 Payments in Lieu of Taxes	278,478.41	Regional & Consolidated School Tax	
Financial Administration	270,819.00	Delinquent Tax & Lien Collections	4,222,782.00	School Taxes in Municipal Budget	
Assessment of Taxes	311,907.00	Business Personalty Replacement Taxes	1,163,790.76	County Taxes	.68 9,153,613.76
Collection of Taxes	818,500.00	Taxes From Public Utilities	1,512,449.00	County Library Taxes	
Planning, Housing & Development	3,535,176.77	Other Miscellaneous Tax Revenues		Local Municipal Purpose Taxes	1.56 21,051,958.45
Human Resources	23,000.00	State Aid Revenues	17,189,899.69	Veteran & Senior Citizen Taxes	128,050.00
Elections	5,244,730.60	Federal Aid Revenues	200,000.00	Total Taxes for Rate Computation	3.36 45,438,736.21
General Administration (other)				Special District Taxes	
JUDICIARY				Bank Corp. Taxes	
Municipal Courts	944,522.41	Sale of Acquired Property	9,355,532.86	Added and Omitted Taxes	
PUBLIC SAFETY		Other Miscellaneous Revenues	74,505,279.81	Total Taxes Levied - ABSTRACT	45,310,686.21
Fire Protection	6,193,955.75		Total	Total Taxes Billed	46,161,075.15
Police Protection	9,418,177.28	Prior Years Surplus Appropriated	300,000.00	1993 TAXES COLLECTED	40,582,347.09
Civil Defense & Disaster Control	9,064.00	REVENUES	TOTAL	1993 Taxes Cancelled, Abated or Adjusted	
Environmental Inspection & Control	264,453.00	Reserve For Uncollected Taxes	5,135,590.72	Transfer to Tax Title Liens or Foreclosed	
Other Public Safety		CAPITAL OUTLAY	TOTAL	Balance Outstanding Dec. 31, 1993	5,578,728.06
PUBLIC WORKS				PRIOR YEARS TAXES OUTSTANDING	
Streets and Drainage	2,359,865.42	Public Enterprises		Balance January 1, 1993	3,125,052.47
Sewers and Sewage Processing	1,034,368.00	Recreation-Culture	589,964.38	Collected in 1993	2,489,075.51
Garbage and Trash Disposal	2,952,000.00	Public Works	118,934.94	Cancelled, Abated or Adjusted 1993	
Public Buildings and Grounds	748,293.00	Buildings and Grounds	722,016.28	Transfers to Tax Title Liens or Foreclosed	
Other Public Works	196,000.00	Library and Education	27,000,000.00	Balance December 31, 1993	635,976.96
HEALTH and WELFARE		Conservation		TAX TITLE LIENS OUTSTANDING	
Health Services Except Environmental	1,396,303.91	All Other		Balance January 1, 1993	3,714,849.30
Welfare-Public Assistance	236,142.34			Transfer From Taxes	
Hospital, Clinics, First Aid		CAPITAL DEBT AUTHORIZED, DECEMBER 31, 1993		Redeemed In 1993	1,733,706.49
Animal, Insect, & Rodent Control		ISSUED AND UNISSUED	GROSS DEBT	Cancelled, Abated or Adjusted (1993)	
Other Welfare Services		School	27,975,000	Transfer to Foreclosed Property	
RECREATION and CONSERVATION		Self-Liquidating	40,656,000	Balance December 31, 1993	1,981,142.81
Beaches and Boardwalks	438,450.00	Other	68,631,000	PROPERTY ACQUIRED BY DEED OR	
Parks, Playgrounds, Shade Trees	298,527.00	Total	68,631,000	FORECLOSURE	
Land Reclamation & Conservation	150,500.00			Balance January 1, 1993	177,950.00
Other Recreational Services		ISSUED AND OUTSTANDING		Transfers From Taxes or Liens	
EDUCATION (excluding schools)		School	27,975,000.00	Sale For Cash (1993)	
Libraries	650,000.00	Self-Liquidating	40,506,000.00	Cancelled, Abated or Adjusted (1993)	
Other Educational Services		Other	68,481,000.00	Balance December 31, 1993	177,950.00
STATUTORY EXPENDITURES		Total		CURRENT FINANCES DECEMBER 31, 1993	
Pensions & F. I. C. A.	3,291,632.00	EQUALIZED VALUATION BASIS	FOR NET DEBT COMPUTATION	ASSETS	
Employee Fringe Benefits	6,441,177.00	REAL PROPERTY VALUATIONS		Cash Dec. 31, 1993	15,460,480.11
Other Statutory Expenditures		Code Class # of Parcels % VAL'N	ASSESSED VALUATION	Taxes Receivable	6,214,705.02
CETA And Other Public Employment Programs		1 Vacant Land 309 1.12	16,354,300.00	Tax Title Liens	1,981,142.81
MUNICIPAL FUNCTIONS		2 Residential 4776 43.39	635,549,400.00	Foreclosed Property	177,950.00
CAPITAL IMPROVEMENTS		3 Farm		Emergencies & Other Deferred Charges	402,800.00
DEBT SERVICE		4a Commercial 1416 30.76	450,565,600.00	State and Federal Aid Receivable	2,469.35
Principal Payments	1,161,000.00	4b Industrial 147 4.78	69,950,400.00	Other Receivables	280,005.76
Interest Payments	2,254,250.13	4c Apartments 742 19.95	292,272,800.00	Total	24,519,553.05
TYPE I SCHL DEBT *MEMO		Total 7390	1,464,692,500.00	LIABILITIES, RESERVES, AND SURPLUS	
Deferred Charges	268,294.91	Land Area 1.40 Sq. Miles		Cash Liabilities	11,323,434.58
SCHOOL, COUNTY, SPECIAL DISTRICT TAXES	24,258,727.76	Net Valuation Taxable-Municipal	1,491,863,505	Reserves for Receivables	8,653,303.59
RESERVE FOR UNCOLLECTED TAXES	5,135,590.72	Net Valuation Taxable-County	1,444,482,743	Surplus Dec. 31, 1993	4,542,314.88
EXPENDITURES		State Equalized Valuation	1,350,050,792	Total	24,519,553.05
TOTAL	81,237,774.00	State Equalization Ratio	110.72		

1025

Population 1990 5,078
 Population 1993 5,289
 S & P Rating
 Moody Rating

General Tax Rate Per \$100. 1.68
 State Equalized Tax Rate 1.58

UNION TOWNSHIP - HUNTERDON COUNTY

Form of Government:

Township Committee

Number of Members on Governing Body - 3

PER CAPITA:

Grass Debt 77.53
 Net Debt
 Debt Service
 Total Tax Levy 1,107.28
 Municipal Expenditures 356.71

PER CENT:

Grass Debt .11
 Net Debt
 Tax Levy Collected 95.55
 Tax Levy Cancelled, Abated
 or Adjusted

EXPENDITURES		REVENUES-REALIZED		1993 PROPERTY TAX	
GENERAL GOVERNMENT		1993 Property Taxes Collected		STATE EQUALIZED TAX RATE	
Governing Body & Public Boards		1993 Payments in Lieu of Taxes	5,615,052.33	Local District School Taxes	.85 3,095,790.00
Municipal Clerk	48,675.00	Delinquent Tax & Lien Collections	397,948.87	Regional & Consolidated School Tax	.41 1,484,038.18
Financial Administration	39,055.49	Business Personalty Replacement Taxes	49,485.36	School Taxes in Municipal Budget	
Assessment of Taxes	27,661.51	Taxes From Public Utilities	185,890.00	County Taxes	.30 1,084,082.89
Collection of Taxes	53,718.02	Other Miscellaneous Tax Revenues		County Library Taxes	.03 94,389.21
Planning, Housing & Development	6,605.00	State Aid Revenues	170,817.00	Local Municipal Purpose Taxes	
Human Resources		Federal Aid Revenues		Veteran & Senior Citizen Taxes	17,950.00
Elections				Total Taxes for Rate Computation	1.59 5,776,250.29
General Administration (other)	278,802.00			Special District Taxes	
JUDICIARY				Bank Corp. Taxes	
Municipal Courts	64,998.00			Added and Omitted Taxes	98,097.43
PUBLIC SAFETY		Sale of Acquired Property	620,957.45	Total Taxes Levied - ABSTRACT	5,856,397.71
Fire Protection	58,436.00	Other Miscellaneous Revenues	620,957.45	Total Taxes Billed	5,877,677.61
Police Protection	39,850.00			1993 TAXES COLLECTED	5,616,052.33
Civil Defense & Disaster Control	3,900.00	Prior Years Surplus Appropriated	693,696.64	1993 Taxes Cancelled, Abated or Adjusted	
Environmental Inspection & Control	54,491.00	REVENUES TOTAL	7,734,845.65	Transfer to Tax Title Liens or Foreclosed	8,037.12
Other Public Safety		Reserve For Uncollected Taxes	513,000.00	Balance Outstanding Dec. 31, 1993	253,538.16
PUBLIC WORKS		CAPITAL OUTLAY TOTAL	125,775.22	PRIOR YEARS TAXES OUTSTANDING	
Streets and Drainage	216,500.00			Balance January 1, 1993	309,053.38
Sewers and Sewage Processing	112,000.00	Public Enterprises		Collected in 1993	283,948.66
Garbage and Trash Disposal	24,000.00	Recreation-Culture		Cancelled, Abated or Adjusted 1993	313.87
Public Buildings and Grounds	27,800.00	Public Works	125,775.22	Transfers to Tax Title Liens or Foreclosed	
Other Public Works		Buildings and Grounds		Balance December 31, 1993	24,790.85
HEALTH and WELFARE		Library and Education		TAX TITLE LIENS OUTSTANDING	
Health Services Except Environmental	1,500.00	Conservation		Balance January 1, 1993	145,837.27
Welfare-Public Assistance	7,900.00	All Other		Transfer From Taxes	8,720.56
Hospital, Clinics, First Aid				Redeemed In 1993	114,000.21
Animal, Insect, & Radent Control	9,700.00			Cancelled, Abated or Adjusted (1993)	
Other Welfare Services				Transfer to Foreclosed Property	
RECREATION and CONSERVATION				Balance December 31, 1993	40,557.62
Beaches and Boardwalks				PROPERTY ACQUIRED BY DEED OR	
Parks, Playgrounds, Shade Trees	85,000.00			FORECLOSURE	
Land Reclamation & Conservation	11,900.00			Balance January 1, 1993	
Other Recreational Services	106,298.00			Transfers From Taxes or Liens	
EDUCATION (excluding schools)				Sale For Cash (1993)	
Libraries				Cancelled, Abated or Adjusted (1993)	
Other Educational Services				Balance December 31, 1993	
STATUTORY EXPENDITURES				CURRENT FINANCES DECEMBER 31, 1993	
Pensions & F. I. C. A.	36,750.00			ASSETS	
Employee Fringe Benefits	49,383.98			Cash Dec. 31, 1993	3,723,842.30
Other Statutory Expenditures	6,600.00			Taxes Receivable	278,379.01
CETA And Other Public Employment Programs				Tax Title Liens	40,557.62
MUNICIPAL FUNCTIONS TOTAL	1,371,525.00			Foreclosed Property	
CAPITAL IMPROVEMENTS *MEMO*	66,000.00			Emergencies & Other Deferred Charges	4,280.00
DEBT SERVICE				State and Federal Aid Receivable	89,500.00
Principal Payments				Other Receivables	2,723.05
Interest Payments				Total	4,139,281.98
DEFERRED CHARGES	2,140.00			LIABILITIES, RESERVES, AND SURPLUS	
SCHOOL, COUNTY, SPECIAL DISTRICT TAXES	5,758,300.28			Cash Liabilities	989,559.63
RESERVE FOR UNCOLLECTED TAXES	513,000.00			Reserves for Receivables	321,659.68
EXPENDITURES TOTAL	7,644,965.28			Surplus Dec. 31, 1993	2,828,062.67
				Total	4,139,281.98

General Tax Rate Per \$100.	7.51
State Equalized Tax Rate	2.35

Number of Members on Governing Body - 5

Grass Debt	377.97
Net Debt	276.01
Debt Service	37.97
Total Tax Levy	1,500.63
Municipal Expenditures	822.61

Gross Debt	.57
Net Debt	.42
Tax Levy Collected	97.13
Tax Levy Cancelled, Abated or Adjusted	.29

1987 / 1000

1350

Population 1990 6,156
 Population 1993 6,148
 S & P Rating
 Moody Rating 3AA1

General Tax Rate Per \$100.
 2.15
 State Equalized Tax Rate
 2.39

UNION BEACH BORO. - MONMOUTH COUNTY

Form of Government:

Borough Council

Number of Members on Governing Body - 6

PER CAPITA:

Gross Debt 1,314.00
 Net Debt 1,314.00
 Debt Service 129.30
 Total Tax Levy 1,032.15
 Municipal Expenditures 951.90

PER CENT:

Gross Debt 3.00
 Net Debt 3.00
 Tax Levy Collected 92.60
 Tax Levy Cancelled, Abated
 or Adjusted .20

EXPENDITURES		REVENUES-REALIZED		1993 PROPERTY TAX	
GENERAL GOVERNMENT				STATE EQUALIZED TAX RATE	
Governing Body & Public Boards	14,350.00	1993 Property Taxes Collected		Local District School Taxes	1.13 3,005,538.50
Municipal Clerk	48,876.65	1993 Payments in Lieu of Taxes		Regional & Consolidated School Tax	
Financial Administration	146,871.67	Delinquent Tax & Lien Collections		School Taxes in Municipal Budget	
Assessment of Taxes	16,468.98	Business Personalty Replacement Taxes		County Taxes	.49 * 1,306,661.54
Collection of Taxes	51,515.75	Taxes From Public Utilities		County Library Taxes	.02 53,234.82
Planning, Housing & Development	13,653.40	Other Miscellaneous Tax Revenues		Local Municipal Purpose Taxes	.75 1,980,189.00
Human Resources	168,848.93	State Aid Revenues		Veteran & Senior Citizen Taxes	72,900.00
Elections	2,571.52	Federal Aid Revenues		Total Taxes for Rate Computation	2.39 6,418,523.86
General Administration (other)	366,112.12	Sale of Acquired Property		Special District Taxes	
JUDICIARY		Other Miscellaneous Revenues		Bank Corp. Taxes	
Municipal Courts	42,350.00	Prior Years Surplus Appropriated		Added and Omitted Taxes	41.90
PUBLIC SAFETY		REVENUES		Total Taxes Levied - ABSTRACT	6,345,665.76
Fire Protection	193,048.00	Reserve For Uncollected Taxes		Total Taxes Billed	6,058,158.31
Police Protection	993,070.99	CAPITAL OUTLAY		1993 TAXES COLLECTED	5,609,841.31
Civil Defense & Disaster Control	142,046.00	TOTAL		1993 Taxes Cancelled, Abated or Adjusted	12,126.92
Environmental Inspection & Control	42,118.10	Public Enterprises		Transfer to Tax Title Liens or Foreclosed	92,758.42
Other Public Safety		Recreation-Culture		Balance Outstanding Dec. 31, 1993	343,431.76
PUBLIC WORKS		Public Works		PRIOR YEARS TAXES OUTSTANDING	
Streets and Drainage	303,575.47	Buildings and Grounds		Balance January 1, 1993	532,158.53
Sewers and Sewage Processing	944,950.00	Library and Education		Collected in 1993	277,547.64
Garbage and Trash Disposal	465,200.00	Conservation		Cancelled, Abated or Adjusted 1993	
Public Buildings and Grounds	87,935.71	All Other		Transfers to Tax Title Liens or Foreclosed	22,753.89
Other Public Works		CAPITAL DEBT AUTHORIZED, DECEMBER 31, 1993		Balance December 31, 1993	231,857.00
HEALTH and WELFARE		ISSUED AND UNISSUED		TAX TITLE LIENS OUTSTANDING	
Health Services Except Environmental	68,038.08	GROSS DEBT		Balance January 1, 1993	112,787.67
Welfare-Public Assistance	5,910.51	NET DEBT		Transfer From Taxes	124,319.82
Hospital, Clinics, First Aid		School		Redeemed in 1993	30,085.81
Animal, Insect, & Radent Control	3.17	Self-Liquidating		Cancelled, Abated or Adjusted (1993)	
Other Welfare Services		Other		Transfer to Foreclosed Property	
RECREATION and CONSERVATION		Total		Balance December 31, 1993	207,021.68
Beaches and Boardwalks		ISSUED AND OUTSTANDING		PROPERTY ACQUIRED BY DEED OR	
Parks, Playgrounds, Shade Trees		School		FORECLOSURE	
Land Reclamation & Conservation	35,396.23	Self-Liquidating		Balance January 1, 1993	2,276,600.00
Other Recreational Services	29,988.50	Other		Transfers From Taxes or Liens	
EDUCATION (excluding schools)		Total		Sale For Cash (1993)	
Libraries	22,000.00	EQUALIZED VALUATION BASIS		Cancelled, Abated or Adjusted (1993)	
Other Educational Services	1.00	FOR NET DEBT COMPUTATION		Balance December 31, 1993	2,276,600.00
STATUTORY EXPENDITURES		REAL PROPERTY VALUATIONS		CURRENT FINANCES DECEMBER 31, 1993	
Pensions & F. I. C. A.	115,771.54	Code Class # of Parcels % VAL'N		ASSETS	
Employee Fringe Benefits	249,237.08	1 Vacant Land 189 2.53		Cash Dec. 31, 1993	899,116.74
Other Statutory Expenditures		2 Residential 2037 79.05		Taxes Receivable	575,288.76
CETA And Other Public Employment Programs	4,574,909.40	3 Farm		Tax Title Liens	207,021.68
MUNICIPAL FUNCTIONS		4a Commercial 43 3.51		Foreclosed Property	2,276,600.00
CAPITAL IMPROVEMENTS	30,000.00	4b Industrial 8 14.91		Emergencies & Other Deferred Charges	187,400.00
DEBT SERVICE		4c Apartments		State and Federal Aid Receivable	286,050.76
Principal Payments	450,000.00	Total 2277		Other Receivables	419,147.56
Interest Payments	344,913.84	Land Area 1.80 Sq. Miles		Total	4,850,625.50
DEFERRED CHARGES	26,290.30	Net Valuation Taxable-Municipal		LIABILITIES, RESERVES, AND SURPLUS	
SCHOOL, COUNTY, SPECIAL DISTRICT TAXES	4,355,434.86	Net Valuation Taxable-County		Cash Liabilities	520,968.99
RESERVE FOR UNCOLLECTED TAXES	456,169.00	State Equalized Valuation		Reserves for Receivables	3,495,090.92
EXPENDITURES	10,217,717.40	State Equalization Ratio		Surplus Dec. 31, 1993	834,565.60
TOTAL				Total	4,850,625.50

0511

Population 1990 10,681
 Population 1993 11,307
 S & P Rating
 Moody Rating

General Tax Rate Per \$100. 1.20
 State Equalized Tax Rate 1.21

UPPER TOWNSHIP - CAPE MAY COUNTY
 Form of Government:
Township Committee
 Number of Members on Governing Body - 3

PER CAPITA:
 Gross Debt 567.03
 Net Debt
 Debt Service
 Total Tax Levy 836.24
 Municipal Expenditures 637.37

PER CENT:
 Gross Debt .89
 Net Debt
 Tax Levy Collected 94.88
 Tax Levy Cancelled, Abated or Adjusted .14

EXPENDITURES		REVENUES-REALIZED		1993 PROPERTY TAX	
GENERAL GOVERNMENT				STATE EQUALIZED TAX RATE	
Governing Body & Public Boards		1993 Property Taxes Collected		Local District School Taxes	6,075,971.00
Municipal Clerk		1993 Payments in Lieu of Taxes		Regional & Consolidated School Tax	
Financial Administration	97,950.00	Delinquent Tax & Lien Collections		School Taxes in Municipal Budget	
Assessment of Taxes	288,779.00	Business Personalty Replacement Taxes		County Taxes	3,034,772.14
Collection of Taxes	90,100.00	Taxes From Public Utilities		County Library Taxes	189,243.95
Planning, Housing & Development	47,050.00	Other Miscellaneous Tax Revenues		Local Municipal Purpose Taxes	
Human Resources	21,939.00	State Aid Revenues		Veteran & Senior Citizen Taxes	78,150.00
Elections		Federal Aid Revenues		Total Taxes for Rate Computation	9,378,137.09
General Administration (other)	471,913.00			Special District Taxes	637,750.00
JUDICIARY				Bank Corp. Taxes	
Municipal Courts	138,027.25			Added and Omitted Taxes	60,378.39
PUBLIC SAFETY				Total Taxes Levied - ABSTRACT	9,998,115.48
Fire Protection	40,000.00			Total Taxes Billed	9,768,829.92
Police Protection	279,511.00			1993 TAXES COLLECTED	9,268,472.88
Civil Defense & Disaster Control	39,200.00			1993 Taxes Cancelled, Abated or Adjusted	13,708.71
Environmental Inspection & Control	105,600.00			Transfer to Tax Title Liens or Foreclosed	44,586.77
Other Public Safety				Balance Outstanding Dec. 31, 1993	441,961.56
PUBLIC WORKS				PRIOR YEARS TAXES OUTSTANDING	
Streets and Drainage	580,038.85			Balance January 1, 1993	516,706.03
Sewers and Sewage Processing				Collected in 1993	498,409.21
Garbage and Trash Disposal	757,313.93			Cancelled, Abated or Adjusted 1993	401.35
Public Buildings and Grounds	183,408.86			Transfers to Tax Title Liens or Foreclosed	6,365.26
Other Public Works	4,773.00			Balance December 31, 1993	11,530.21
HEALTH and WELFARE				TAX TITLE LIENS OUTSTANDING	
Health Services Except Environmental	600.00			Balance January 1, 1993	237,500.27
Welfare-Public Assistance	9,500.00			Transfer From Taxes	52,082.86
Hospital, Clinics, First Aid				Redeemed in 1993	122,557.69
Animal, Insect, & Rodent Control	35,863.10			Cancelled, Abated or Adjusted (1993)	
Other Welfare Services				Transfer to Foreclosed Property	
RECREATION and CONSERVATION				Balance December 31, 1993	167,025.44
Beaches and Boardwalks	132,700.00			PROPERTY ACQUIRED BY DEED OR FORECLOSURE	
Parks, Playgrounds, Shade Trees				Balance January 1, 1993	1,683,304.00
Land Reclamation & Conservation	211,200.00			Transfers From Taxes or Liens	
Other Recreational Services	411,283.26			Sale For Cash (1993)	
EDUCATION (excluding schools)				Cancelled, Abated or Adjusted (1993)	
Libraries				Balance December 31, 1993	1,683,304.00
Other Educational Services	1,500,000.00			CURRENT FINANCES DECEMBER 31, 1993	
STATUTORY EXPENDITURES				ASSETS	
Pensions & F.I. C. A.	130,000.00			Cash Dec. 31, 1993	7,242,313.40
Employee Fringe Benefits	460,000.00			Taxes Receivable	453,491.77
Other Statutory Expenditures				Tax Title Liens	167,025.44
CETA And Other Public Employment Programs				Foreclosed Property	1,683,304.00
MUNICIPAL FUNCTIONS				Emergencies & Other Deferred Charges	
CAPITAL IMPROVEMENTS	1,250,000.00			State and Federal Aid Receivable	2,398.78
DEBT SERVICE				Other Receivables	51,179.44
Principal Payments				Total	9,600,212.83
Interest Payments				LIABILITIES, RESERVES, AND SURPLUS	
DEFERRED CHARGES				Cash Liabilities	3,610,672.50
SCHOOL, COUNTY, SPECIAL DISTRICT TAXES	303,068.94			Reserves for Receivables	2,355,000.65
RESERVE FOR UNCOLLECTED TAXES	9,937,737.09			Surplus Dec. 31, 1993	3,634,539.69
EXPENDITURES	17,144,506.28			Total	9,600,212.83

0613

Population 1990 6,927
 Population 1993 6,915
 S & P Rating
 Moody Rating

General Tax Rate Per \$100. 3.17
 State Equalized Tax Rate 1.79

UPPER DEERFIELD TWP. - CUMB. CO.
Form of Government:
Township Committee
Number of Members on Governing Body - 5

PER CAPITA:
 Gross Debt 955.74
 Net Debt 105.19
 Debt Service 8.58
 Total Tax Levy 913.98
 Municipal Expenditures 424.42

PER CENT:
 Gross Debt 2.15
 Net Debt .24
 Tax Levy Collected 94.57
 Tax Levy Cancelled, Abated or Adjusted .05

EXPENDITURES		REVENUES-REALIZED		1993 PROPERTY TAX	
GENERAL GOVERNMENT				STATE EQUALIZED TAX RATE	
Governing Body & Public Boards	56,041.00	1993 Property Taxes Collected		Local District School Taxes	2,130,535.00
Municipal Clerk		1993 Payments in Lieu of Taxes		Regional & Consolidated School Tax	939,015.09
Financial Administration	455,267.00	Delinquent Tax & Lien Collections		School Taxes in Municipal Budget	
Assessment of Taxes	37,785.00	Business Personalty Replacement Taxes		County Taxes	3,210,341.74
Collection of Taxes	32,506.00	Taxes From Public Utilities		County Library Taxes	
Planning, Housing & Development	411,183.45	Other Miscellaneous Tax Revenues		Local Municipal Purpose Taxes	
Human Resources	54,211.00	State Aid Revenues		Veteran & Senior Citizen Taxes	85,950.00
Elections		Federal Aid Revenues		Total Taxes for Rate Computation	6,365,841.82
General Administration (other)	317,720.50			Special District Taxes	
JUDICIARY		Sale of Acquired Property		Bank Corp. Taxes	
Municipal Courts	79,078.00	Other Miscellaneous Revenues		Added and Omitted Taxes	40,300.75
PUBLIC SAFETY		Total		Total Taxes Levied - ABSTRACT	6,320,192.57
Fire Protection	42,088.40	Prior Years Surplus Appropriated		Total Taxes Billed	5,911,931.57
Police Protection	21,000.00	REVENUES		1993 TAXES COLLECTED	5,590,773.13
Civil Defense & Disaster Control	4,351.00	Reserve For Uncollected Taxes		1993 Taxes Cancelled, Abated or Adjusted	3,116.82
Environmental Inspection & Control	95,189.00	CAPITAL OUTLAY		Transfer to Tax Title Liens or Foreclosed	9,127.58
Other Public Safety		TOTAL		Balance Outstanding Dec. 31, 1993	308,914.04
PUBLIC WORKS		Public Enterprises		PRIOR YEARS TAXES OUTSTANDING	
Streets and Drainage	171,108.24	Recreation-Culture		Balance January 1, 1993	391,460.84
Sewers and Sewage Processing	168,340.00	Public Works		Collected in 1993	362,836.26
Garbage and Trash Disposal		Buildings and Grounds		Cancelled, Abated or Adjusted 1993	848.96
Public Buildings and Grounds	82,937.00	Library and Education		Transfers to Tax Title Liens or Foreclosed	1,435.94
Other Public Works	10,200.00	Conservation		Balance December 31, 1993	26,339.68
HEALTH and WELFARE		All Other		TAX TITLE LIENS OUTSTANDING	
Health Services Except Environmental	1,952.00	CAPITAL DEBT AUTHORIZED, DECEMBER 31, 1993		Balance January 1, 1993	119,157.90
Welfare-Public Assistance	3,386.00	ISSUED AND UNISSUED		Transfer From Taxes	10,675.82
Hospital, Clinics, First Aid		GROSS DEBT		Redeemed In 1993	58,998.38
Animal, Insect, & Radent Control	13,701.00	NET DEBT		Cancelled, Abated or Adjusted (1993)	
Other Welfare Services		School		Transfer to Foreclosed Property	
RECREATION and CONSERVATION		Self-Liquidating		Balance December 31, 1993	70,835.34
Beaches and Boardwalks		Other		PROPERTY ACQUIRED BY DEED OR FORECLOSURE	
Parks, Playgrounds, Shade Trees		Total		Balance January 1, 1993	31,500.00
Land Reclamation & Conservation		ISSUED AND OUTSTANDING		Transfers From Taxes or Liens	
Other Recreational Services	38,531.00	School		Sale For Cash (1993)	
EDUCATION (excluding schools)		Self-Liquidating		Cancelled, Abated or Adjusted (1993)	
Libraries		Other		Balance December 31, 1993	31,500.00
Other Educational Services	42,065.00	Total		CURRENT FINANCES DECEMBER 31, 1993	
STATUTORY EXPENDITURES		EQUALIZED VALUATION BASIS		ASSETS	
Pensions & F. I. C. A.	56,361.75	FOR NET DEBT COMPUTATION		Cash Dec. 31, 1993	3,346,917.10
Employee Fringe Benefits	198,000.00	REAL PROPERTY VALUATIONS		Taxes Receivable	335,253.72
Other Statutory Expenditures	3,005.51			Tax Title Liens	70,835.34
CETA And Other Public Employment Programs		Code Class # of Parcels % VAL'N		Foreclosed Property	31,500.00
MUNICIPAL FUNCTIONS		1 Vacant Land 481 3.02		Emergencies & Other Deferred Charges	7,500.00
CAPITAL IMPROVEMENTS		2 Residential 2117 64.28		State and Federal Aid Receivable	4,040.80
DEBT SERVICE		3 Farm 578 8.27		Other Receivables	408,223.61
Principal Payments	59,350.49	4a Commercial 97 17.13		Total	4,204,270.57
Interest Payments		4b Industrial 2 3.48		LIABILITIES, RESERVES, AND SURPLUS	
		4c Apartments 8 3.92		Cash Liabilities	534,764.14
		Total 3283		Reserves for Receivables	845,812.67
DEFERRED CHARGES		Land Area 31.75 Sq. Miles		Surplus Dec. 31, 1993	2,823,693.76
SCHOOL, COUNTY, SPECIAL DISTRICT TAXES	6,279,891.82	Net Valuation Taxable-Municipal		Total	4,204,270.57
RESERVE FOR UNCOLLECTED TAXES	434,000.00	Net Valuation Taxable-County			
EXPENDITURES		State Equalized Valuation			
TOTAL	9,214,728.16	State Equalization Ratio			

1351

Population 1990 3,277
 Population 1993 3,269
 S & P Rating
 Moody Rating

General Tax Rate Per \$100. 1.80
 State Equalized Tax Rate 1.82

UPPER FREEHOLD TWP. - MON. COUNTY
 Form of Government:
 Township Committee
 Number of Members on Governing Body - 3

PER CAPITA:
 Gross Debt 89.07
 Net Debt
 Debt Service
 Total Tax Levy 1,559.94
 Municipal Expenditures 708.46
 PER CENT:
 Gross Debt .11
 Net Debt
 Tax Levy Collected 94.00
 Tax Levy Cancelled, Abated or Adjusted .48

EXPENDITURES		REVENUES-REALIZED		1993 PROPERTY TAX	
GENERAL GOVERNMENT		1993 Property Taxes Collected		STATE EQUALIZED TAX RATE	
Governing Body & Public Boards		1993 Payments in Lieu of Taxes	4,793,523.29	Local District School Taxes	
Municipal Clerk		Delinquent Tax & Lien Collections	324,743.55	Regional & Consolidated School Tax	1.22
Financial Administration	44,740.00	Business Personalty Replacement Taxes	61,730.16	School Taxes in Municipal Budget	
Assessment of Taxes	62,210.00	Taxes From Public Utilities	459,722.00	County Taxes	.44
Collection of Taxes	44,775.00	Other Miscellaneous Tax Revenues		County Library Taxes	.02
Planning, Housing & Development	123,980.00	State Aid Revenues	189,355.80	Local Municipal Purpose Taxes	.13
Human Resources	12,615.31	Federal Aid Revenues		Veteran & Senior Citizen Taxes	
Elections	1,350.00			Total Taxes for Rate Computation	1.81
General Administration (other)	267,090.00			Special District Taxes	
JUDICIARY				Bank Corp. Taxes	
Municipal Courts	83,350.00			Added and Omitted Taxes	111,835.79
PUBLIC SAFETY				Total Taxes Levied - ABSTRACT	5,099,432.50
Fire Protection	115,164.80			Total Taxes Billed	5,099,432.50
Police Protection	49,790.00			1993 TAXES COLLECTED	4,793,523.29
Civil Defense & Disaster Control	11,500.00			1993 Taxes Cancelled, Abated or Adjusted	24,351.50
Environmental Inspection & Control	64,105.00			Transfer to Tax Title Liens or Foreclosed	14,831.65
Other Public Safety				Balance Outstanding Dec. 31, 1993	266,726.06
PUBLIC WORKS				PRIOR YEARS TAXES OUTSTANDING	
Streets and Drainage	391,026.00			Balance January 1, 1993	273,179.20
Sewers and Sewage Processing	19,300.00			Collected in 1993	267,354.98
Gorbage and Trash Disposal	15,000.00			Cancelled, Abated or Adjusted 1993	3,081.00
Public Buildings and Grounds	123,500.00			Transfers to Tax Title Liens or Foreclosed	
Other Public Works	35,000.00			Balance December 31, 1993	2,743.22
HEALTH and WELFARE				TAX TITLE LIENS OUTSTANDING	
Health Services Except Environmental	33,155.00			Balance January 1, 1993	118,902.19
Welfare-Public Assistance	4,460.00			Transfer From Taxes	14,831.65
Hospital, Clinics, First Aid				Redeemed in 1993	57,388.57
Animal, Insect, & Rodent Control	19,650.00			Cancelled, Abated or Adjusted (1993)	
Other Welfare Services				Transfer to Foreclosed Property	
RECREATION and CONSERVATION				Balance December 31, 1993	76,345.27
Beaches and Boardwalks				PROPERTY ACQUIRED BY DEED OR	
Parks, Playgrounds, Shade Trees				FORECLOSURE	
Land Reclamation & Conservation	2,195.49			Balance January 1, 1993	11,600.00
Other Recreational Services	9,900.00			Transfers From Taxes or Liens	
EDUCATION (excluding schools)				Sale For Cash (1993)	
Libraries	4,000.00			Cancelled, Abated or Adjusted (1993)	
Other Educational Services	6,000.00			Balance December 31, 1993	11,600.00
STATUTORY EXPENDITURES				CURRENT FINANCES DECEMBER 31, 1993	
Pensions & F. I. C. A.	53,459.02			ASSETS	
Employee Fringe Benefits	86,000.00			Cash Dec. 31, 1993	2,104,614.77
Other Statutory Expenditures				Taxes Receivable	269,469.28
CETA And Other Public Employment Programs				Tax Title Liens	76,345.27
MUNICIPAL FUNCTIONS				Foreclosed Property	11,600.00
CAPITAL IMPROVEMENTS	1,683,315.62			Emergencies & Other Deferred Charges	6,820.00
DEBT SERVICE				State and Federal Aid Receivable	107,927.61
Principal Payments				Other Receivables	96,692.33
Interest Payments				Total	2,673,469.26
DEFERRED CHARGES	13,000.00			LIABILITIES, RESERVES, AND SURPLUS	
SCHOOL, COUNTY, SPECIAL DISTRICT TAXES	4,620,960.71			Cash Liabilities	625,239.93
RESERVE FOR UNCOLLECTED TAXES	619,625.18			Reserves for Receivables	454,106.88
EXPENDITURES	20,443,901.51			Surplus Dec. 31, 1993	1,594,122.45
				Total	2,673,469.26

1714

Population 1990

3,140

Population 1993

3,394

S & P Rating

Moody Rating

General Tax Rate Per \$100.

2.17

State Equalized Tax Rate

1.83

UPPER PITTSBURGH TWP. - SALEM CO.

Form of Government:

Township Committee

Number of Members on Governing Body - 3

PER CAPITA:

Gross Debt

1,437.24

Net Debt

249.64

Debt Service

Total Tax Levy

794.61

Municipal Expenditures

419.34

PER CENT:

Gross Debt

3.63

Net Debt

.63

Tax Levy Collected

90.73

Tax Levy Cancelled, Abated

or Adjusted

EXPENDITURES		REVENUES-REALIZED		1993 PROPERTY TAX	
GENERAL GOVERNMENT		1993 Property Taxes Collected		STATE EQUALIZED TAX RATE	
Governing Body & Public Boards		2,392,674.08		Local District School Taxes 1.11	
Municipal Clerk	28,040.00	1993 Payments in Lieu of Taxes		Regional & Consolidated School Tax	
Financial Administration	23,000.00	Delinquent Tax & Lien Collections		School Taxes in Municipal Budget	
Assessment of Taxes	27,200.00	Business Personalty Replacement Taxes		County Taxes .76	
Collection of Taxes	39,464.00	Taxes From Public Utilities		County Library Taxes	
Planning, Housing & Development	12,519.16	Other Miscellaneous Tax Revenues		Local Municipal Purpose Taxes	
Human Resources		State Aid Revenues		Veteran & Senior Citizen Taxes	
Elections		Federal Aid Revenues		Total Taxes for Rate Computation 1.87	
General Administration (other)	266,796.00	Sale of Acquired Property		Special District Taxes	
JUDICIARY		Other Miscellaneous Revenues		Bank Corp. Taxes	
Municipal Courts	44,000.00	Total		Added and Omitted Taxes	
PUBLIC SAFETY		Prior Years Surplus Appropriated		Total Taxes Levied - ABSTRACT	
Fire Protection	71,659.92	REVENUES TOTAL		Total Taxes Billed	
Police Protection	6,000.00	Reserve For Uncollected Taxes		1993 TAXES COLLECTED	
Civil Defense & Disaster Control	3,848.00	CAPITAL OUTLAY TOTAL		1993 Taxes Cancelled, Abated or Adjusted	
Environmental Inspection & Control	28,868.00	Public Enterprises		Transfer to Tax Title Liens or Foreclosed	
Other Public Safety		Recreation-Culture		Balance Outstanding Dec. 31, 1993	
PUBLIC WORKS		Public Works		PRIOR YEARS TAXES OUTSTANDING	
Streets and Drainage	265,729.00	Buildings and Grounds		Balance January 1, 1993	
Sewers and Sewage Processing	71,000.00	Library and Education		Collected in 1993	
Garbage and Trash Disposal	157,000.00	Conservation		Cancelled, Abated or Adjusted 1993	
Public Buildings and Grounds	22,464.00	All Other		Transfers to Tax Title Liens or Foreclosed	
Other Public Works		CAPITAL DEBT AUTHORIZED, DECEMBER 31, 1993		Balance December 31, 1993	
HEALTH and WELFARE		ISSUED AND UNISSUED		TAX TITLE LIENS OUTSTANDING	
Health Services Except Environmental	2,800.00	GROSS DEBT		Balance January 1, 1993	
Welfare-Public Assistance	21,600.00	NET DEBT		Transfer From Taxes	
Hospital, Clinics, First Aid		School		Redeemed In 1993	
Animal, Insect, & Rodent Control	10,700.00	Self-Liquidating		Cancelled, Abated or Adjusted (1993)	
Other Welfare Services		Other		Transfer to Foreclosed Property	
RECREATION and CONSERVATION		Total		Balance December 31, 1993	
Beaches and Boardwalks		ISSUED AND OUTSTANDING		PROPERTY ACQUIRED BY DEED OR	
Parks, Playgrounds, Shade Trees		School		FORECLOSURE	
Land Reclamation & Conservation	14,000.00	Self-Liquidating		Balance January 1, 1993	
Other Recreational Services		Other		Transfers From Taxes or Liens	
EDUCATION (excluding schools)		Total		Sale For Cash (1993)	
Libraries	1,000.00	EQUALIZED VALUATION BASIS		Cancelled, Abated or Adjusted (1993)	
Other Educational Services		FOR NET DEBT COMPUTATION		Balance December 31, 1993	
STATUTORY EXPENDITURES		REAL PROPERTY VALUATIONS		CURRENT FINANCES DECEMBER 31, 1993	
Pensions & F. I. C. A.	33,000.00	Code Class # of Parcels % VAL'N		ASSETS	
Employee Fringe Benefits	1,800.00	ASSESSED VALUATION		Cosh Dec. 31, 1993	
Other Statutory Expenditures		1 Vocont Land 175 3.37		Taxes Receivable	
CETA And Other Public Employment Programs	1,152,438.08	2 Residential 735 54.97		Tax Title Liens	
MUNICIPAL FUNCTIONS TOTAL	100,000.00	3 Farm 931 31.93		Foreclosed Property	
CAPITAL IMPROVEMENTS *MEMO*		4a Commercial 65 9.84		Emergencies & Other Deferred Charges	
DEBT SERVICE		4b Industrial		State and Federal Aid Receivable	
Principal Payments		4c Apartments		Other Receivables	
Interest Payments		Total 1906		Total	
DEFERRED CHARGES		Land Area 40.10 Sq. Miles		LIABILITIES, RESERVES, AND SURPLUS	
SCHOOL, COUNTY, SPECIAL DISTRICT TAXES	2,680,028.85	Net Valuation Taxable-Municipal		Cosh Liabilities	
RESERVE FOR UNCOLLECTED TAXES	270,750.00	Net Valuation Taxable-County		Reserves for Receivables	
EXPENDITURES TOTAL	4,103,266.93	State Equalized Valuation		Surplus Dec. 31, 1993	
		State Equalization Ratio		Total	

0263

Population 1990 7,198
 Population 1993 7,404
 S & P Rating
 Moody Rating

General Tax Rate Per \$100. 1.73
 State Equalized Tax Rate 1.61

UPPER SADDLE RIVER - BERGEN COUNTY
 Form of Government
Borough Council
 Number of Members on Governing Body - 6

PER CAPITA
 Gross Debt 616.63
 Net Debt 353.91
 Debt Service 45.94
 Total Tax Levy 2,573.50
 Municipal Expenditures 839.58

PER CENT
 Gross Debt 3.8
 Net Debt .22
 Tax Levy Collected 97.34
 Tax Levy Cancelled, Abated or Adjusted .05

EXPENDITURES		REVENUES-REALIZED		1993 PROPERTY TAX	
GENERAL GOVERNMENT		1993 Property Taxes Collected		STATE EQUALIZED TAX RATE	
Governing Body & Public Boards			18,738,383.82	Local District School Taxes	.69 8,159,668.50
Municipal Clerk				Regional & Consolidated School Tax	.41 4,809,056.60
Financial Administration	53,724.00	1993 Payments in Lieu of Taxes		School Taxes in Municipal Budget	
Assessment of Taxes	53,060.00	Delinquent Tax & Lien Collections	681,478.48	County Taxes	.27 3,199,446.29
Collection of Taxes	59,530.00	Business Personalty Replacement Taxes	119,377.69	County Library Taxes	
Planning, Housing & Development	79,608.00	Taxes From Public Utilities	871,083.00	Local Municipal Purpose Taxes	.23 2,774,029.32
Human Resources	94,574.25	Other Miscellaneous Tax Revenues		Veteran & Senior Citizen Taxes	29,000.00
Elections		State Aid Revenues	306,519.75	Total Taxes for Rate Computation	1.60 18,971,200.71
General Administration (other)	545,970.28	Federal Aid Revenues		Special District Taxes	
JUDICIARY				Bank Corp. Taxes	
Municipal Courts	46,458.56	Sale of Acquired Property	759,243.41	Added and Omitted Taxes	111,988.23
PUBLIC SAFETY		Other Miscellaneous Revenues	21,476,086.15	Total Taxes Levied - ABSTRACT	19,054,188.94
Fire Protection	75,803.20		Total	Total Taxes Billed	19,151,722.86
Police Protection	1,299,202.36	Prior Years Surplus Appropriated	1,150,000.00	1993 TAXES COLLECTED	18,738,383.82
Civil Defense & Disaster Control	800.00	REVENUES	22,626,086.15	1993 Taxes Cancelled, Abated or Adjusted	8,755.41
Environmental Inspection & Control	77,800.20	Reserve For Uncollected Taxes	1,049,821.74	Transfer to Tax Title Liens or Foreclosed	2,842.39
Other Public Safety		CAPITAL OUTLAY	TOTAL	Balance Outstanding Dec. 31, 1993	401,741.24
PUBLIC WORKS			118,926.76	PRIOR YEARS TAXES OUTSTANDING	
Streets and Drainage	455,500.00	Public Enterprises		Balance January 1, 1993	707,474.28
Sewers and Sewage Processing	171,667.21	Recreation-Culture		Collected in 1993	681,427.11
Garbage and Trash Disposal	588,099.32	Public Works	20,890.00	Cancelled, Abated or Adjusted 1993	
Public Buildings and Grounds	136,550.00	Buildings and Grounds	13,918.90	Transfers to Tax Title Liens or Foreclosed	
Other Public Works	26,000.00	Library and Education	84,117.86	Balance December 31, 1993	26,047.17
HEALTH and WELFARE		Conservation		TAX TITLE LIENS OUTSTANDING	
Health Services Except Environmental	33,276.00	All Other		Balance January 1, 1993	10,893.75
Welfare-Public Assistance	2,910.00			Transfer From Taxes	3,242.39
Hospital, Clinics, First Aid	6,249.00	CAPITAL DEBT AUTHORIZED, DECEMBER 31, 1993		Redeemed In 1993	51.37
Animal, Insect, & Rodent Control		ISSUED AND UNISSUED	GROSS DEBT	Cancelled, Abated or Adjusted (1993)	
Other Welfare Services		School	1,907,651	Transfer to Foreclosed Property	
RECREATION and CONSERVATION		Self-Liquidating		Balance December 31, 1993	14,084.77
Beaches and Boardwalks		Other	2,657,850	PROPERTY ACQUIRED BY DEED OR FORECLOSURE	
Parks, Playgrounds, Shade Trees	69,930.00	Total	4,565,501	Balance January 1, 1993	
Land Reclamation & Conservation				Transfers From Taxes or Liens	
Other Recreational Services	7,800.00	ISSUED AND OUTSTANDING		Sale For Cash (1993)	
EDUCATION (excluding schools)		School	1,907,651.83	Cancelled, Abated or Adjusted (1993)	
Libraries	399,386.00	Self-Liquidating		Balance December 31, 1993	
Other Educational Services		Other	2,612,850.00	CURRENT FINANCES DECEMBER 31, 1993	
STATUTORY EXPENDITURES		Total	4,520,501.83	ASSETS	
Pensions & F. I. C. A.	291,620.00	EQUALIZED VALUATION BASIS		Cash Dec. 31, 1993	3,380,536.44
Employee Fringe Benefits	250,000.00	FOR NET DEBT COMPUTATION	1,204,566,895	Taxes Receivable	427,788.41
Other Statutory Expenditures		REAL PROPERTY VALUATIONS		Tax Title Liens	14,084.77
CETA And Other Public Employment Programs		Code Class # of Parcels % VAL'N		Foreclosed Property	
MUNICIPAL FUNCTIONS		1 Vacant Land 115 2.05	22,505,450.00	Emergencies & Other Deferred Charges	
CAPITAL IMPROVEMENTS		2 Residential 2417 87.43	959,677,600.00	State and Federal Aid Receivable	10,560.56
DEBT SERVICE		3 Farm 4 .06	653,300.00	Other Receivables	15,541.43
Principal Payments	238,100.00	4a Commercial 71 10.03	110,057,900.00	Total	3,848,511.61
Interest Payments	102,045.80	4b Industrial 5 .44	4,776,700.00	LIABILITIES, RESERVES, AND SURPLUS	
		4c Apartments		Cash Liabilities	862,944.69
		Total	2612	Reserves for Receivables	457,414.61
		Land Area 5.10 Sq. Miles		Surplus Dec. 31, 1993	2,528,152.31
DEFERRED CHARGES		Net Valuation Taxable-Municipal	1,100,562,695	Total	3,848,511.61
SCHOOL, COUNTY, SPECIAL DISTRICT TAXES		Net Valuation Taxable-County	1,154,556,423		
RESERVE FOR UNCOLLECTED TAXES		State Equalized Valuation	1,181,662,095		
EXPENDITURES	TOTAL	State Equalization Ratio	93.12		
	22,384,399.74				

0122

Population 1990 11,005
 Population 1993 10,952
 S & P Rating
 Moody Rating A

General Tax Rate Per \$100. 1.96
 State Equalized Tax Rate 1.95

VENTNOR CITY CITY - ATLANTIC CO.

Form of Government:
 Commission (1911)

Number of Members on Governing Body - 3

PER CAPITA:

Gross Debt 977.51
 Net Debt 723.74
 Debt Service 166.56
 Total Tax Levy 1,819.23
 Municipal Expenditures 1,165.44

PER CENT:

Gross Debt .93
 Net Debt .76
 Tax Levy Collected 93.37
 Tax Levy Cancelled, Abated or Adjusted .96

EXPENDITURES		REVENUES-REALIZED		1993 PROPERTY TAX	
GENERAL GOVERNMENT		1993 Property Taxes Collected		STATE EQUALIZED TAX RATE	
Governing Body & Public Boards	75,834.01	1993 Payments in Lieu of Taxes	18,608,528.52	Local District School Taxes	.59
Municipal Clerk	111,535.67	Delinquent Tax & Lien Collections	926,042.95	Regional & Consolidated School Tax	
Financial Administration	43,779.73	Business Personalty Replacement Taxes	65,844.92	School Taxes in Municipal Budget	.06
Assessment of Taxes	80,316.21	Taxes From Public Utilities	519,619.00	County Taxes	.49
Collection of Taxes	39,600.95	Other Miscellaneous Tax Revenues		County Library Taxes	.03
Planning, Housing & Development	57,079.00	State Aid Revenues	396,409.77	Local Municipal Purpose Taxes	.77
Human Resources	10,000.00	Federal Aid Revenues	76,690.00	Veteran & Senior Citizen Taxes	
Elections	596,360.83			Total Taxes for Rate Computation	1.94
General Administration (other)				Special District Taxes	
JUDICIARY				Bank Corp. Taxes	
Municipal Courts	109,136.36	Sale of Acquired Property	1,631,959.55	Added and Omitted Taxes	
PUBLIC SAFETY		Other Miscellaneous Revenues	22,225,094.71	Total Taxes Levied - ABSTRACT	19,924,217.08
Fire Protection	1,927,076.14	Prior Years Surplus Appropriated	966,000.00	Total Taxes Billed	19,930,088.10
Police Protection	46,324.06	REVENUES TOTAL	23,191,094.71	1993 TAXES COLLECTED	18,608,528.52
Civil Defense & Disaster Control	215,300.02	Reserve For Uncollected Taxes	1,244,343.55	1993 Taxes Cancelled, Abated or Adjusted	190,370.47
Environmental Inspection & Control				Transfer to Tax Title Liens or Foreclosed	12,941.66
Other Public Safety				Balance Outstanding Dec. 31, 1993	1,118,247.45
PUBLIC WORKS		CAPITAL OUTLAY TOTAL	1,282,464.42	PRIOR YEARS TAXES OUTSTANDING	
Streets and Drainage	367,494.64	Public Enterprises	235,471.50	Balance January 1, 1993	992,726.90
Sewers and Sewage Processing	1,157,144.27	Recreation-Culture	161,992.75	Collected in 1993	915,264.02
Garbage and Trash Disposal	453,673.99	Public Works	552,471.58	Cancelled, Abated or Adjusted 1993	5,724.84
Public Buildings and Grounds	478,072.96	Buildings and Grounds	332,528.59	Transfers to Tax Title Liens or Foreclosed	
Other Public Works		Library and Education		Balance December 31, 1993	71,738.04
HEALTH and WELFARE		Conservation		TAX TITLE LIENS OUTSTANDING	
Health Services Except Environmental		All Other		Balance January 1, 1993	26,583.48
Welfare-Public Assistance	17,453.83			Transfer From Taxes	12,941.66
Hospital, Clinics, First Aid	6,000.00			Redeemed in 1993	10,778.93
Animal, Insect, & Radent Control				Cancelled, Abated or Adjusted (1993)	
Other Welfare Services				Transfer to Foreclosed Property	
RECREATION and CONSERVATION				Balance December 31, 1993	28,746.21
Beaches and Boardwalks	257,573.92			PROPERTY ACQUIRED BY DEED OR FORECLOSURE	
Parks, Playgrounds, Shade Trees				Balance January 1, 1993	151,060.00
Land Reclamation & Conservation	104,079.67			Transfers From Taxes or Liens	
Other Recreational Services				Sale For Cash (1993)	
EDUCATION (excluding schools)				Cancelled, Abated or Adjusted (1993)	
Libraries				Balance December 31, 1993	151,060.00
Other Educational Services				CURRENT FINANCES DECEMBER 31, 1993	
STATUTORY EXPENDITURES				ASSETS	
Pensions & F. I. C. A.	681,107.70			Cash Dec. 31, 1993	3,299,504.93
Employee Fringe Benefits	809,835.32			Taxes Receivable	1,189,985.49
Other Statutory Expenditures	16,178.23			Tax Title Liens	28,746.21
CETA And Other Public Employment Programs				Foreclosed Property	151,060.00
MUNICIPAL FUNCTIONS TOTAL	9,696,778.55			Emergencies & Other Deferred Charges	
CAPITAL IMPROVEMENTS *MEMO*	5,000.00			State and Federal Aid Receivable	234,019.42
DEBT SERVICE				Other Receivables	926,212.97
Principal Payments	1,310,000.00			Total	5,829,529.02
Interest Payments	492,303.75			LIABILITIES, RESERVES, AND SURPLUS	
TYPE I SCHL DEBT *MEMO	606,070.00			Cash Liabilities	2,411,923.55
DEFERRED CHARGES	22,500.00			Reserves for Receivables	2,296,004.67
SCHOOL, COUNTY, SPECIAL DISTRICT TAXES	11,979,192.79			Surplus Dec. 31, 1993	1,121,600.80
RESERVE FOR UNCOLLECTED TAXES	1,244,343.55			Total	5,829,529.02
EXPENDITURES TOTAL	24,743,118.64				

1987 1000

* ABOVE DEBT SERVICE INCLUDES TYPE I SCHOOL DEBT

580

*Includes County Health Services Taxes, County Vocational School Taxes, or County Open Space Tax See Table 13.

1922

Population 1990 21,211
 Population 1993 22,321
 S & P Rating
 Moody Rating 3AA1

General Tax Rate Per \$100.

3.72

State Equalized Tax Rate

1.95

VERNON TOWNSHIP - SUSSEX COUNTY

Form of Government:

Township Committee

Number of Members on Governing Body - 5

PER CAPITA

Gross Debt 963.01

Net Debt 533.05

Debt Service 42.76

Total Tax Levy 1,215.37

Municipal Expenditures 488.63

PER CENT:

Gross Debt 1.54

Net Debt .85

Tax Levy Collected 92.20

Tax Levy Cancelled, Abated

or Adjusted .11

EXPENDITURES		REVENUES-REALIZED		1993 PROPERTY TAX	
GENERAL GOVERNMENT		1993 Property Taxes Collected		STATE EQUALIZED TAX RATE 1.13	
Governing Body & Public Boards		1993 Payments in Lieu of Taxes	25,012,912.70	Local District School Taxes	15,593,006.64
Municipal Clerk	130,993.00	Delinquent Tax & Lien Collections	20,425.46	Regional & Consolidated School Tax	
Financial Administration	137,787.00	Business Personalty Replacement Taxes	1,639,436.63	School Taxes in Municipal Budget	
Assessment of Taxes	145,402.00	Taxes From Public Utilities	112,513.64	County Taxes	.41 5,651,398.98
Collection of Taxes	67,605.00	Other Miscellaneous Tax Revenues	1,425,363.00	County Library Taxes	.03 458,573.50
Planning, Housing & Development	134,275.00	State Aid Revenues	795,115.47	Local Municipal Purpose Taxes	.38 5,174,900.00
Human Resources	21,750.00	Federal Aid Revenues		Veteran & Senior Citizen Taxes	115,800.00
Elections	1,070,168.00			Total Taxes for Rate Computation	1.95 26,993,679.12
General Administration (other)				Special District Taxes	
JUDICIARY				Bank Corp. Taxes	
Municipal Courts	84,275.00			Added and Omitted Taxes	250,375.82
PUBLIC SAFETY				Total Taxes Levied - ABSTRACT	27,128,254.94
Fire Protection	120,268.00			Total Taxes Billed	27,130,311.91
Police Protection	1,745,454.00			1993 TAXES COLLECTED	25,012,912.70
Civil Defense & Disaster Control	3,200.00			1993 Taxes Cancelled, Abated or Adjusted	29,902.64
Environmental Inspection & Control	442,868.00			Transfer to Tax Title Liens or Foreclosed	163,419.72
Other Public Safety				Balance Outstanding Dec. 31, 1993	1,924,076.85
PUBLIC WORKS				PRIOR YEARS TAXES OUTSTANDING	
Streets and Drainage	1,174,122.00			Balance January 1, 1993	1,574,373.19
Sewers and Sewage Processing	49,064.72			Collected in 1993	1,513,436.98
Gorbage and Trash Disposal	100,000.00			Cancelled, Abated or Adjusted 1993	26,423.72
Public Buildings and Grounds	238,273.00			Transfers to Tax Title Liens or Foreclosed	24,451.39
Other Public Works	56,330.00			Balance December 31, 1993	10,061.10
HEALTH and WELFARE				TAX TITLE LIENS OUTSTANDING	
Health Services Except Environmental	15,000.00			Balance January 1, 1993	777,109.77
Welfare-Public Assistance	5,569.00			Transfer From Taxes	190,869.44
Hospital, Clinics, First Aid				Redeemed In 1993	125,999.65
Animal, Insect, & Rodent Control	102,700.00			Cancelled, Abated or Adjusted (1993)	
Other Welfare Services				Transfer to Foreclosed Property	
RECREATION and CONSERVATION				Balance December 31, 1993	841,979.56
Beaches and Boardwalks				PROPERTY ACQUIRED BY DEED OR	
Parks, Playgrounds, Shade Trees				FORECLOSURE	
Land Reclamation & Conservation	3,220.00			Balance January 1, 1993	430,800.00
Other Recreational Services	160,007.00			Transfers From Taxes or Liens	
EDUCATION (excluding schools)				Sale For Cash (1993)	
Libraries				Cancelled, Abated or Adjusted (1993)	
Other Educational Services				Balance December 31, 1993	430,800.00
STATUTORY EXPENDITURES				CURRENT FINANCES DECEMBER 31, 1993	
Pensions & F. I. C. A.	508,336.00			ASSETS	
Employee Fringe Benefits	933,865.00			Cash Dec. 31, 1993	2,993,028.50
Other Statutory Expenditures				Taxes Receivable	1,934,137.95
CETA And Other Public Employment Programs				Tax Title Liens	841,979.56
MUNICIPAL FUNCTIONS				Foreclosed Property	430,800.00
CAPITAL IMPROVEMENTS	7,448,531.72			Emergencies & Other Deferred Charges	541,000.00
DEBT SERVICE				State and Federal Aid Receivable	37,219.90
Principal Payments	420,000.00			Other Receivables	14,497.08
Interest Payments	534,382.50			Total	6,792,662.99
DEFERRED CHARGES	178,291.02			LIABILITIES, RESERVES, AND SURPLUS	
SCHOOL, COUNTY, SPECIAL DISTRICT TAXES	21,702,979.12			Cash Liabilities	1,652,484.15
RESERVE FOR UNCOLLECTED TAXES	2,325,422.40			Reserves for Receivables	3,221,414.59
EXPENDITURES	32,609,606.76			Surplus Dec. 31, 1993	1,918,764.25
				Total	6,792,662.99

0720

Population 1990 13,597
 Population 1993 13,697
 S & P Rating
 Moody Rating AAA

General Tax Rate Per \$100. 4.91
 State Equalized Tax Rate 2.35

VERONA TOWNSHIP - ESSEX COUNTY
 Form of Government:
Council-Manager Plan B (OMCL 50)
 Number of Members on Governing Body - 5

PER CAPITA:
 Gross Debt 2,612.29
 Net Debt 931.13
 Debt Service 67.65
 Total Tax Levy 1,866.50
 Municipal Expenditures 668.94

PER CENT:
 Gross Debt 3.24
 Net Debt 1.16
 Tax Levy Collected 96.30
 Tax Levy Cancelled, Abated or Adjusted 1.80

EXPENDITURES		REVENUES-REALIZED		1993 PROPERTY TAX	
GENERAL GOVERNMENT				STATE EQUALIZED TAX RATE	
Governing Body & Public Boards		1993 Property Taxes Collected	24,641,518.64	Local District School Taxes 1.20	13,066,518.00
Municipal Clerk		1993 Payments in Lieu of Taxes	105,969.03	Regional & Consolidated School Tax	
Financial Administration	32,824.00	Delinquent Tax & Lien Collections	478,871.87	School Taxes in Municipal Budget	
Assessment of Taxes	63,594.00	Business Personalty Replacement Taxes	174,455.08	County Taxes	-69 7,508,023.45
Collection of Taxes	203,957.00	Taxes From Public Utilities	689,853.16	County Library Taxes	
Planning, Housing & Development	18,290.00	Other Miscellaneous Tax Revenues		Local Municipal Purpose Taxes	-45 4,946,206.25
Human Resources	79,928.00	State Aid Revenues	744,811.64	Veteran & Senior Citizen Taxes	91,250.00
Elections	23,705.00	Federal Aid Revenues		Total Taxes for Rate Computation	2.34 25,611,997.70
General Administration (other)	713,285.00			Special District Taxes	
JUDICIARY				Bank Corp. Taxes	
Municipal Courts	130,623.00	Sale of Acquired Property	884,107.83	Added and Omitted Taxes	44,705.97
PUBLIC SAFETY		Other Miscellaneous Revenues	27,719,587.25	Total Taxes Levied - ABSTRACT	25,565,453.67
Fire Protection	356,618.00			Total Taxes Billed	25,589,270.66
Police Protection	1,964,108.81	Prior Years Surplus Appropriated	1,470,000.00	1993 TAXES COLLECTED	24,641,518.64
Civil Defense & Disaster Control	1,450.00	REVENUES TOTAL	29,189,587.25	1993 Taxes Cancelled, Abated or Adjusted	460,131.64
Environmental Inspection & Control	103,445.00	Reserve For Uncollected Taxes	752,000.00	Transfer to Tax Title Liens or Foreclosed	9,249.54
Other Public Safety		CAPITAL OUTLAY TOTAL	1,169,555.53	Balance Outstanding Dec. 31, 1993	478,370.86
PUBLIC WORKS				PRIOR YEARS TAXES OUTSTANDING	
Streets and Drainage	651,963.00	Public Enterprises	400,329.86	Balance January 1, 1993	506,295.69
Sewers and Sewage Processing		Recreation-Culture		Collected in 1993	454,605.46
Garbage and Trash Disposal	1,025,000.00	Public Works	369,000.25	Cancelled, Abated or Adjusted 1993	37,476.65
Public Buildings and Grounds	60,860.00	Buildings and Grounds	394,729.67	Transfers to Tax Title Liens or Foreclosed	4,343.62
Other Public Works		Library and Education	5,495.75	Balance December 31, 1993	9,869.96
HEALTH and WELFARE		Conservation		TAX TITLE LIENS OUTSTANDING	
Health Services Except Environmental	142,971.00	All Other		Balance January 1, 1993	28,623.07
Welfare-Public Assistance	48,484.00			Transfer From Taxes	14,780.93
Hospital, Clinics, First Aid		CAPITAL DEBT AUTHORIZED, DECEMBER 31, 1993		Redeemed In 1993	24,266.41
Animal, Insect, & Rodent Control	11,500.00	ISSUED AND UNISSUED		Cancelled, Abated or Adjusted (1993)	
Other Welfare Services		School	1,997,439	Transfer to Foreclosed Property	
RECREATION and CONSERVATION		Self-Liquidating	26,641,010	Balance December 31, 1993	19,137.59
Beaches and Boardwalks		Other	7,142,076	PROPERTY ACQUIRED BY DEED OR FORECLOSURE	
Parks, Playgrounds, Shade Trees	53,754.00	Total	35,780,526	Balance January 1, 1993	298,217.00
Land Reclamation & Conservation	227,880.00	ISSUED AND OUTSTANDING		Transfers From Taxes or Liens	
Other Recreational Services	302,933.00	School	1,997,439.00	Sale For Cash (1993)	
EDUCATION (excluding schools)		Self-Liquidating	26,197,965.58	Cancelled, Abated or Adjusted (1993)	
Libraries	423,776.00	Other	6,531,000.00	Balance December 31, 1993	298,217.00
Other Educational Services	5,000.00	Total	34,726,404.58	CURRENT FINANCES DECEMBER 31, 1993	
STATUTORY EXPENDITURES		EQUALIZED VALUATION BASIS		ASSETS	
Pensions & F. I. C. A.	427,357.00	FOR NET DEBT COMPUTATION	1,103,619.051	Cash Dec. 31, 1993	4,652,112.73
Employee Fringe Benefits	365,000.00	REAL PROPERTY VALUATIONS		Taxes Receivable	488,240.80
Other Statutory Expenditures	5,000.00	Code Class # of Parcels % VALN	ASSESSED VALUATION	Tax Title Liens	19,137.59
CETA And Other Public Employment Programs		1 Vacant Land 91 1.18	6,110,800.00	Foreclosed Property	298,217.00
MUNICIPAL FUNCTIONS TOTAL	7,443,305.81	2 Residential 4811 86.05	446,826,000.00	Emergencies & Other Deferred Charges	22,442.00
CAPITAL IMPROVEMENTS *MEMO*	25,000.00	3 Farm		State and Federal Aid Receivable	41,034.52
DEBT SERVICE		4a Commercial 169 9.95	51,660,600.00	Other Receivables	3,966.36
Principal Payments	530,000.00	4b Industrial 7 .63	3,283,700.00	Total	5,525,151.00
Interest Payments	396,590.75	4c Apartments 14 2.19	11,370,900.00	LIABILITIES, RESERVES, AND SURPLUS	
		Total 5092	519,252,000.00	Cash Liabilities	3,964,544.07
DEFERRED CHARGES	40,593.25	Land Area 2.80 Sq. Miles		Reserves for Receivables	809,561.75
SCHOOL, COUNTY, SPECIAL DISTRICT TAXES	20,574,541.45	Net Valuation Taxable-Municipal	520,255,900	Surplus Dec. 31, 1993	751,045.25
RESERVE FOR UNCOLLECTED TAXES	752,000.00	Net Valuation Taxable-County	1,113,235,151	Total	5,525,151.00
EXPENDITURES TOTAL	29,737,031.26	State Equalized Valuation	1,087,077,943		
		State Equalization Ratio	47.81		

1437

Population 1990 1,314
 Population 1993 1,402
 S & P Rating
 Moody Rating

General Tax Rate Per \$100. 2.11
 State Equalized Tax Rate 2.67

VICTORY GARDENS BORO. - MORRIS CO.

Form of Government:

Borough Council

Number of Members on Governing Body - 6

PER CAPITA:

Gross Debt 301.96
 Net Debt 301.96
 Debt Service 19.57
 Total Tax Levy 731.54
 Municipal Expenditures 576.07

PER CENT:

Gross Debt .99
 Net Debt .99
 Tax Levy Collected 89.07
 Tax Levy Cancelled, Abated or Adjusted .96

EXPENDITURES	REVENUES-REALIZED	1993 PROPERTY TAX
GENERAL GOVERNMENT		STATE EQUALIZED TAX RATE: 1.91
Governing Body & Public Boards	1993 Property Taxes Collected 940,419.01	Local District School Taxes 716,579.29
Municipal Clerk	1993 Payments in Lieu of Taxes 35,536.57	Regional & Consolidated School Tax
Financial Administration 42,841.86	Delinquent Tax & Lien Collections 143,761.53	School Taxes in Municipal Budget
Assessment of Taxes 3,869.43	Business Personalty Replacement Taxes 4,352.20	County Taxes .29 *
Collection of Taxes	Taxes From Public Utilities 23,460.00	County Library Taxes
Planning, Housing & Development 3,950.00	Other Miscellaneous Tax Revenues	Local Municipal Purpose Taxes .39
Human Resources 8,345.00	State Aid Revenues 98,919.02	Veteran & Senior Citizen Taxes
Elections	Federal Aid Revenues	Total Taxes for Rate Computation 2.67
General Administration (other) 124,433.24		Special District Taxes
JUDICIARY		Bank Corp. Taxes
Municipal Courts 10,240.00	Sale of Acquired Property	Added and Omitted Taxes 54,289.64
PUBLIC SAFETY	Other Miscellaneous Revenues 241,876.30	Total Taxes Levied - ABSTRACT 1,025,614.85
Fire Protection 14,409.60	Total 1,488,324.63	Total Taxes Billed 1,055,785.33
Police Protection 3,000.00	Prior Years Surplus Appropriated 14,000.00	1993 TAXES COLLECTED 940,419.01
Civil Defense & Disaster Control	REVENUES TOTAL 1,502,324.63	1993 Taxes Cancelled, Abated or Adjusted 10,187.08
Environmental Inspection & Control 7,707.33	Reserve For Uncollected Taxes 241,186.00	Transfer to Tax Title Liens or Foreclosed
Other Public Safety	CAPITAL OUTLAY TOTAL 33,042.66	Balance Outstanding Dec. 31, 1993 105,179.24
PUBLIC WORKS		PRIOR YEARS TAXES OUTSTANDING
Streets and Drainage 62,426.76	Public Enterprises	Balance January 1, 1993 223,997.78
Sewers and Sewage Processing 90,033.79	Recreation-Culture	Collected in 1993 143,761.53
Garbage and Trash Disposal 74,579.95	Public Works 19,503.34	Cancelled, Abated or Adjusted 1993
Public Buildings and Grounds 20,001.07	Buildings and Grounds 13,539.32	Transfers to Tax Title Liens or Foreclosed
Other Public Works	Library and Education	Balance December 31, 1993 80,236.25
HEALTH and WELFARE	Conservation	TAX TITLE LIENS OUTSTANDING
Health Services Except Environmental 2,039.27	All Other	Balance January 1, 1993
Welfare-Public Assistance 24,731.82		Transfer From Taxes
Hospital, Clinics, First Aid	CAPITAL DEBT AUTHORIZED, DECEMBER 31, 1993	Redeemed in 1993
Animal, Insect, & Rodent Control 2,026.01	ISSUED AND UNISSUED GROSS DEBT NET DEBT	Cancelled, Abated or Adjusted (1993)
Other Welfare Services	School	Transfer to Foreclosed Property
RECREATION and CONSERVATION	Self-Liquidating	Balance December 31, 1993
Beaches and Boardwalks	Other 423,350 423,350	PROPERTY ACQUIRED BY DEED OR
Parks, Playgrounds, Shade Trees	Total 423,350 423,350	FORECLOSURE
Land Reclamation & Conservation	ISSUED AND OUTSTANDING	Balance January 1, 1993
Other Recreational Services 400.00	School	Transfers From Taxes or Liens
EDUCATION (excluding schools)	Self-Liquidating	Sale For Cash (1993)
Libraries	Other 282,500.00	Cancelled, Abated or Adjusted (1993)
Other Educational Services	Total 282,500.00	Balance December 31, 1993
STATUTORY EXPENDITURES	EQUALIZED VALUATION BASIS	CURRENT FINANCES DECEMBER 31, 1993
Pensions & F. I. C. A. 12,003.16	FOR NET DEBT COMPUTATION 42,756,824	ASSETS
Employee Fringe Benefits 14,096.70	REAL PROPERTY VALUATIONS	Cash Dec. 31, 1993 642,943.38
Other Statutory Expenditures	Code Class # of Parcels % VAL'N ASSESSED VALUATION	Taxes Receivable 185,415.49
CETA And Other Public Employment Programs	1 Vacant Land 45 2.68 1,269,700.00	Tax Title Liens
MUNICIPAL FUNCTIONS TOTAL 521,134.99	2 Residential 253 66.72 31,590,500.00	Foreclosed Property
CAPITAL IMPROVEMENTS *MEMO*	3 Farm	Emergencies & Other Deferred Charges 117,762.18
DEBT SERVICE	4a Commercial 15 12.32 5,835,300.00	State and Federal Aid Receivable
Principal Payments 17,500.00	4b Industrial	Other Receivables
Interest Payments 9,934.50	4c Apartments 2 18.27 8,650,000.00	Total 1,061,612.90
	Total 315 47,345,500.00	LIABILITIES, RESERVES, AND SURPLUS
DEFERRED CHARGES	Land Area .20 Sq. Miles	Cash Liabilities 601,832.45
SCHOOL, COUNTY, SPECIAL DISTRICT TAXES 824,552.21	Net Valuation Taxable-Municipal 47,464,260	Reserves for Receivables 300,907.34
RESERVE FOR UNCOLLECTED TAXES 241,186.00	Net Valuation Taxable-County 45,982,957	Surplus Dec. 31, 1993 158,873.11
EXPENDITURES TOTAL 1,632,199.38	State Equalized Valuation 37,519,424	Total 1,061,612.90
	State Equalization Ratio 126.59	

0614

Population 1990 54,780
 Population 1993 54,614
 S & P Rating AA
 Moody Rating

General Tax Rate Per \$100. 2.69
 State Equalized Tax Rate 2.56

VINELAND CITY - CUMBERLAND COUNTY
 Form of Government:
Mayor-Council Plan A (OMCL 50)
 Number of Members on Governing Body - 5

PER CAPITA:
 Gross Debt 437.03
 Net Debt 137.90
 Debt Service 40.96
 Total Tax Levy 811.09
 Municipal Expenditures 604.51

PER CENT:
 Gross Debt 1.46
 Net Debt .46
 Tax Levy Collected 94.88
 Tax Levy Cancelled, Abated or Adjusted 1.02

EXPENDITURES		REVENUES-REALIZED		1993 PROPERTY TAX	
GENERAL GOVERNMENT				STATE EQUALIZED TAX RATE 1.03	
Governing Body & Public Boards		1993 Property Taxes Collected	42,973,428.72	Local District School Taxes	16,727,102.00
Municipal Clerk		1993 Payments in Lieu of Taxes	164,292.87	Regional & Consolidated School Tax	
Financial Administration	384,835.00	Delinquent Tax & Lien Collections	1,753,407.71	School Taxes in Municipal Budget	.02 346,964.50
Assessment of Taxes	154,500.00	Business Personality Replacement Taxes	867,622.92	County Taxes	.99 16,002,037.06
Collection of Taxes	215,350.00	Taxes From Public Utilities	2,647,404.00	County Library Taxes	
Planning, Housing & Development	137,169.00	Other Miscellaneous Tax Revenues	9,563.52	Local Municipal Purpose Taxes	.53 8,562,678.93
Human Resources	1,309,227.72	State Aid Revenues	11,217,583.73	Veteron & Senior Citizen Taxes	565,150.00
Elections	31,650.00	Federal Aid Revenues	18,810.00	Total Taxes for Rate Computation	2.57 42,203,932.49
General Administration (other)	2,891,394.00			Special District Taxes	2,363,894.92
JUDICIARY		Sale of Acquired Property		Bank Corp. Taxes	
Municipal Courts	343,537.66	Other Miscellaneous Revenues	4,685,575.47	Added and Omitted Taxes	294,396.48
PUBLIC SAFETY		Total	64,337,688.94	Total Taxes Levied - ABSTRACT	44,297,073.89
Fire Protection	1,408,834.00	Prior Years Surplus Appropriated	4,208,045.63	Total Taxes Billed	45,292,614.39
Police Protection	5,958,662.00	REVENUES TOTAL	68,545,734.57	1993 TAXES COLLECTED	42,973,428.72
Civil Defense & Disaster Control	33,210.00	Reserve For Uncollected Taxes	2,454,773.83	1993 Taxes Cancelled, Abated or Adjusted	461,009.15
Environmental Inspection & Control	394,050.00	CAPITAL OUTLAY TOTAL	9,066,702.21	Transfer to Tax Title Liens or Foreclosed	190,616.39
Other Public Safety				Balance Outstanding Dec. 31, 1993	1,667,560.13
PUBLIC WORKS		Public Enterprises	1,547,160.53	PRIOR YEARS TAXES OUTSTANDING	
Streets and Drainage	2,269,522.90	Recreation-Culture		Balance January 1, 1993	1,696,513.35
Sewers and Sewage Processing		Public Works	5,106,906.26	Collected in 1993	1,494,689.23
Garbage and Trash Disposal	240,150.00	Buildings and Grounds	2,412,635.42	Cancelled, Abated or Adjusted 1993	104,480.65
Public Buildings and Grounds	752,199.20	Library and Education		Transfers to Tax Title Liens or Foreclosed	25,880.71
Other Public Works		Conservation		Balance December 31, 1993	71,462.76
HEALTH AND WELFARE		All Other		TAX TITLE LIENS OUTSTANDING	
Health Services Except Environmental	2,270,821.00	CAPITAL DEBT AUTHORIZED, DECEMBER 31, 1993		Balance January 1, 1993	662,569.89
Welfare-Public Assistance	2,737,295.00	ISSUED AND UNISSUED		Transfer From Taxes	222,206.76
Hospital, Clinics, First Aid		School	3,701,000	Redeemed in 1993	258,718.48
Animal, Insect, & Rodent Control	79,200.00	Self-Liquidating	12,635,463	Cancelled, Abated or Adjusted (1993)	5,079.39
Other Welfare Services		Other	7,531,356	Transfer to Foreclosed Property	
RECREATION AND CONSERVATION		Total	23,867,820	Balance December 31, 1993	620,978.78
Beaches and Boardwalks		ISSUED AND OUTSTANDING		PROPERTY ACQUIRED BY DEED OR FORECLOSURE	
Parks, Playgrounds, Shade Trees	291,421.51	School	3,376,000.00	Balance January 1, 1993	730,135.00
Land Reclamation & Conservation	69,960.00	Self-Liquidating	8,459,326.79	Transfers From Taxes or Liens	
Other Recreational Services	367,495.00	Other	3,275,573.82	Sale For Cash (1993)	
EDUCATION (excluding schools)		Total	15,110,900.61	Cancelled, Abated or Adjusted (1993)	
Libraries	622,979.00	EQUALIZED VALUATION BASIS FOR NET DEBT COMPUTATION	1,636,767,799	Balance December 31, 1993	730,135.00
Other Educational Services	2,000.00	REAL PROPERTY VALUATIONS		CURRENT FINANCES DECEMBER 31, 1993	
STATUTORY EXPENDITURES		Code Class # of Parcels % VAL'N ASSESSED VALUATION		ASSETS	
Pensions & F. I. C. A.	1,323,450.00	1 Vacant Land 2362 3.41 52,184,500.00		Cash Dec. 31, 1993	8,680,667.41
Employee Fringe Benefits	2,230,732.25	2 Residential 12962 70.87 1,084,431,000.00		Taxes Receivable	1,739,022.89
Other Statutory Expenditures		3 Farm 1099 2.41 36,797,800.00		Tax Title Liens	620,978.78
CETA And Other Public Employment Programs		4a Commercial 1204 17.11 251,782,700.00		Foreclosed Property	730,135.00
MUNICIPAL FUNCTIONS		4b Industrial 83 3.30 50,517,300.00		Emergencies & Other Deferred Charges	
CAPITAL IMPROVEMENTS		4c Apartments 58 2.90 44,414,200.00		State and Federal Aid Receivable	6,249,701.77
DEBT SERVICE		Total 17778 1,530,127,500.00		Other Receivables	1,799,415.11
Principal Payments	1,844,297.64	Land Area 69.50 Sq. Miles		Total	19,819,920.96
Interest Payments	392,692.07	Net Valuation Taxable-Municipal	1,548,684,684	LIABILITIES, RESERVES, AND SURPLUS	
TYPE I SCHL DEBT *MEMO	1,019,350.00	Net Valuation Taxable-County	1,715,822,866	Cash Liabilities	8,989,431.09
DEFERRED CHARGES		State Equalized Valuation	1,623,642,152	Reserves for Receivables	3,110,149.73
SCHOOL, COUNTY, SPECIAL DISTRICT TAXES	35,439,998.48	State Equalization Ratio	95.33	Surplus Dec. 31, 1993	7,720,340.14
RESERVE FOR UNCOLLECTED TAXES	2,454,773.83			Total	19,819,920.96
EXPENDITURES TOTAL	68,454,860.05				

1997 / 2000

* ABOVE DEBT SERVICE INCLUDES TYPE I SCHOOL DEBT

584

0434

Population 1990 24,559
 Population 1993 26,323
 S & P Rating
 Moody Rating AAA

General Tax Rate Per \$100 3.03
 State Equalized Tax Rate 2.43

VOORHEES TOWNSHIP - CAMDEN COUNTY

Form of Government:

Township Committee

Number of Members on Governing Body - 5

PER CAPITA

Gross Debt 2,235.97
 Net Debt 802.80
 Debt Service 61.14
 Total Tax Levy 1,698.75
 Municipal Expenditures 562.17

PER CENT:

Gross Debt 3.39
 Net Debt 1.24
 Tax Levy Collected 94.79
 Tax Levy Cancelled, Abated or Adjusted 1.45

EXPENDITURES		REVENUES-REALIZED		1993 PROPERTY TAX	
GENERAL GOVERNMENT		1993 Property Taxes Collected 42,400,062.40		STATE EQUALIZED TAX RATE 2.44	
Governing Body & Public Boards		1993 Payments in Lieu of Taxes 159,421.00		Local District School Taxes .94	16,044,050.50
Municipal Clerk	148,635.00	Delinquent Tax & Lien Collections 1,984,244.91		Regional & Consolidated School Tax .39	6,651,651.97
Financial Administration	219,940.00	Business Personalty Replacement Taxes 150,478.32		School Taxes in Municipal Budget	
Assessment of Taxes	145,220.00	Taxes From Public Utilities 1,693,080.89		County Taxes .81	13,780,238.15
Collection of Taxes	430,785.00	Other Miscellaneous Tax Revenues 1,146,003.81		County Library Taxes .03	511,415.27
Planning, Hausing & Development	96,150.25	Federal Aid Revenues		Local Municipal Purpose Taxes .27	4,562,117.11
Human Resources	16,490.00			Veteran & Senior Citizen Taxes	82,850.00
Elections	991,863.33			Total Taxes for Rate Computation 2.44	41,632,323.00
General Administration (other)				Special District Taxes	2,135,000.00
JUDICIARY				Bank Corp. Taxes	
Municipal Courts	187,876.25			Added and Omitted Taxes	1,031,731.77
PUBLIC SAFETY				Total Taxes Levied - ABSTRACT	44,716,204.77
Fire Protection	4,645.00			Total Taxes Billed	44,728,865.21
Police Protection	2,759,621.00			1993 TAXES COLLECTED	42,400,062.40
Civil Defense & Disaster Control	5,935.00			1993 Taxes Cancelled, Abated or Adjusted	646,594.80
Environmental Inspection & Control	372,305.00			Transfer to Tax Title Liens or Foreclosed	47,566.91
Other Public Safety				Balance Outstanding Dec. 31, 1993	1,634,641.10
PUBLIC WORKS				PRIOR YEARS TAXES OUTSTANDING	
Streets and Drainage	593,013.11			Balance January 1, 1993	2,084,954.83
Sewers and Sewage Processing				Collected in 1993	1,914,974.64
Garbage and Trash Disposal	1,666,260.50			Cancelled, Abated or Adjusted 1993	48,572.36
Public Buildings and Grounds	248,360.00			Transfers to Tax Title Liens or Foreclosed	44,866.08
Other-Public Works	114,915.00			Balance December 31, 1993	76,541.75
HEALTH and WELFARE				TAX TITLE LIENS OUTSTANDING	
Health Services Except Environmental	56,320.00			Balance January 1, 1993	188,353.50
Welfare-Public Assistance	10,641.00			Transfer From Taxes	107,562.43
Hospital, Clinics, First Aid				Redeemed In 1993	69,270.27
Animal, Insect, & Rodent Control				Cancelled, Abated or Adjusted (1993)	27,016.11
Other Welfare Services				Transfer to Foreclosed Property	
RECREATION and CONSERVATION				Balance December 31, 1993	199,629.55
Beaches and Boardwalks	331,105.00			PROPERTY ACQUIRED BY DEED OR FORECLOSURE	
Parks, Playgrounds, Shade Trees	13,845.52			Balance January 1, 1993	2,795.00
Land Reclamation & Conservation	43,741.00			Transfers From Taxes or Liens	
Other Recreational Services				Sale For Cash (1993)	
EDUCATION (excluding schools)				Cancelled, Abated or Adjusted (1993)	
Libraries	58,900.00			Balance December 31, 1993	2,795.00
Other Educational Services				CURRENT FINANCES DECEMBER 31, 1993	
STATUTORY EXPENDITURES				ASSETS	
Pensions & F. I. C. A.	660,640.00			Cash Dec. 31, 1993	4,176,779.01
Employee Fringe Benefits	901,155.00			Taxes Receivable	1,711,182.85
Other Statutory Expenditures	1.00			Tax Title Liens	199,629.55
CETA And Other Public Employment Programs	10,078,362.96			Foreclosed Property	2,795.00
MUNICIPAL FUNCTIONS				Emergencies & Other Deferred Charges	40,000.00
CAPITAL IMPROVEMENTS	115,000.00			State and Federal Aid Receivable	14,320.87
DEBT SERVICE				Other Receivables	71,965.49
Principal Payments	875,000.00			Total	6,216,672.77
Interest Payments	734,392.93			LIABILITIES, RESERVES, AND SURPLUS	
DEFERRED CHARGES	2,509.61			Cash Liabilities	1,829,860.63
SCHOOL, COUNTY, SPECIAL DISTRICT TAXES	39,122,355.89			Reserves for Receivables	1,985,572.89
RESERVE FOR UNCOLLECTED TAXES	3,107,863.00			Surplus Dec. 31, 1993	2,401,239.25
EXPENDITURES TOTAL	53,920,486.39			Total	6,216,672.77

0254

Population 1990 9,757
 Population 1993 9,904
 S & P Rating
 Moody Rating AAA

General Tax Rate Per \$100. 2.48
 State Equalized Tax Rate 2.32

WALDWICK BOROUGH - BERGEN COUNTY

Form of Government:

Borough Council

Number of Members on Governing Body - 6

PER CAPITA:

Gross Debt 567.18
 Net Debt 383.66
 Debt Service 63.33
 Total Tax Levy 1,669.35
 Municipal Expenditures 792.61

PER CENT:

Gross Debt .79
 Net Debt .54
 Tax Levy Collected 97.74
 Tax Levy Cancelled, Abated or Adjusted .13

EXPENDITURES		REVENUES-REALIZED		1993 PROPERTY TAX	
GENERAL GOVERNMENT		1993 Property Taxes Collected		STATE EQUALIZED TAX RATE 1.37	11,220,111.00
Governing Body & Public Boards		1993 Payments in Lieu of Taxes	16,190,634.00	Local District School Taxes	
Municipal Clerk		Delinquent Tax & Lien Collections	394,001.00	Regional & Consolidated School Tax	
Financial Administration	63,060.00	Business Personalty Replacement Taxes	88,000.00	School Taxes in Municipal Budget	
Assessment of Taxes	47,100.00	Taxes From Public Utilities	2,541,357.00	County Taxes	.27 1,930,062.15
Collection of Taxes	64,205.00	Other Miscellaneous Tax Revenues	584,437.00	County Library Taxes	
Planning, Housing & Development	26,179.00	State Aid Revenues		Local Municipal Purpose Taxes	.47 3,352,465.00
Human Resources	103,092.00	Federal Aid Revenues		Veteran & Senior Citizen Taxes	92,400.00
Elections	2,975.00			Total Taxes for Rate Computation	2.31 16,595,038.15
General Administration (other)	580,773.00			Special District Taxes	
JUDICIARY		Sale of Acquired Property	592,841.00	Bank Corp. Taxes	
Municipal Courts	88,543.00	Other Miscellaneous Revenues	20,391,270.00	Added and Omitted Taxes	30,593.00
PUBLIC SAFETY		Total	20,914,153.00	Total Taxes Levied - ABSTRACT	16,533,231.15
Fire Protection	76,812.00	Prior Years Surplus Appropriated	522,883.00	Total Taxes Billed	16,565,211.00
Police Protection	1,425,175.00	REVENUES	20,914,153.00	1993 TAXES COLLECTED	16,190,634.00
Civil Defense & Disaster Control		Reserve For Uncollected Taxes	590,000.00	1993 Taxes Cancelled, Abated or Adjusted	22,095.00
Environmental Inspection & Control	69,825.00	CAPITAL OUTLAY	788,031.00	Transfer to Tax Title Liens or Foreclosed	
Other Public Safety		TOTAL		Balance Outstanding Dec. 31, 1993	352,482.00
PUBLIC WORKS		Public Enterprises	124,781.00	PRIOR YEARS TAXES OUTSTANDING	
Streets and Drainage	608,790.00	Recreation-Culture	1,345.00	Balance January 1, 1993	437,122.00
Sewers and Sewage Processing	1,489,267.00	Public Works	365,175.00	Collected in 1993	378,397.00
Garbage and Trash Disposal	822,000.00	Buildings and Grounds	296,730.00	Cancelled, Abated or Adjusted 1993	
Public Buildings and Grounds	105,875.00	Library and Education		Transfers to Tax Title Liens or Foreclosed	
Other Public Works	19,550.00	Conservation		Balance December 31, 1993	58,725.00
HEALTH and WELFARE		All Other		TAX TITLE LIENS OUTSTANDING	
Health Services Except Environmental	10,991.00			Balance January 1, 1993	15,604.00
Welfare-Public Assistance	8,645.00	CAPITAL DEBT AUTHORIZED, DECEMBER 31, 1993		Transfer From Taxes	
Hospital, Clinics, First Aid		ISSUED AND UNISSUED		Redeemed In 1993	15,604.00
Animal, Insect, & Rodent Control	3,800.00	School	710,000	Cancelled, Abated or Adjusted (1993)	
Other Welfare Services		Self-Liquidating	1,054,700	Transfer to Foreclosed Property	
RECREATION and CONSERVATION		Other	3,852,635	Balance December 31, 1993	
Beaches and Boardwalks		Total	5,617,335	PROPERTY ACQUIRED BY DEED OR	
Parks, Playgrounds, Shade Trees	64,358.00			FORECLOSURE	
Land Reclamation & Conservation	86,505.00	ISSUED AND OUTSTANDING		Balance January 1, 1993	35,510.00
Other Recreational Services	6,550.00	School	710,000.00	Transfers From Taxes or Liens	
EDUCATION (excluding schools)		Self-Liquidating	1,038,989.00	Sale For Cash (1993)	
Libraries	268,000.00	Other	3,852,600.00	Cancelled, Abated or Adjusted (1993)	
Other Educational Services		Total	5,601,589.00	Balance December 31, 1993	35,510.00
STATUTORY EXPENDITURES		EQUALIZED VALUATION BASIS		CURRENT FINANCES DECEMBER 31, 1993	
Pensions & F. I. C. A.	292,835.00	FOR NET DEBT COMPUTATION	711,022,791	ASSETS	
Employee Fringe Benefits	289,087.00	REAL PROPERTY VALUATIONS		Cash Dec. 31, 1993	3,014,786.00
Other Statutory Expenditures		Code Class # of Parcels % VAL'N	ASSESSED VALUATION	Taxes Receivable	411,207.00
CETA And Other Public Employment Programs		1 Vacant Land 128 .88	5,855,200.00	Tax Title Liens	
MUNICIPAL FUNCTIONS		2 Residential 3229 87.09	579,845,700.00	Foreclosed Property	35,510.00
CAPITAL IMPROVEMENTS	36,000.00	3 Farm 4 .04	265,300.00	Emergencies & Other Deferred Charges	
DEBT SERVICE		4a Commercial 120 8.19	54,559,300.00	State and Federal Aid Receivable	11,565.00
Principal Payments	390,000.00	4b Industrial 23 3.30	25,268,100.00	Other Receivables	11,804.00
Interest Payments	237,266.00	4c Apartments		Total	3,484,872.00
DEFERRED CHARGES	8,777.00	Total	3504	LIABILITIES, RESERVES, AND SURPLUS	
SCHOOL, COUNTY, SPECIAL DISTRICT TAXES	13,150,173.15	Land Area 2.40 Sq. Miles		Cash Liabilities	2,121,697.00
RESERVE FOR UNCOLLECTED TAXES	590,000.00	Net Valuation Taxable-Municipal	666,718,486	Reserves for Receivables	458,521.00
EXPENDITURES	21,000,208.15	Net Valuation Taxable-County	687,113,734	Surplus Dec. 31, 1993	904,654.00
TOTAL		State Equalized Valuation	712,394,858	Total	3,484,872.00
		State Equalization Ratio	93.53		

1352

Population 1990 20,244
 Population 1993 21,475
 S & P Rating
 Moody Rating A

General Tax Rate Per \$100. 1.81
 State Equalized Tax Rate 1.90

WALL TOWNSHIP - MONMOUTH COUNTY

Form of Government:

Township Committee

Number of Members on Governing Body - 5

PER CAPITA:

Gross Debt 2,277.65
 Net Debt 1,296.74
 Debt Service 62.99
 Total Tax Levy 1,672.38
 Municipal Expenditures 729.22

PER CENT:

Gross Debt 2.67
 Net Debt 1.52
 Tax Levy Collected 92.16
 Tax Levy Cancelled, Abated
 or Adjusted

EXPENDITURES		REVENUES-REALIZED		1993 PROPERTY TAX	
GENERAL GOVERNMENT		1993 Property Taxes Collected		STATE EQUALIZED TAX RATE 1.90	
Governing Body & Public Boards		1993 Payments in Lieu of Taxes	33,098,995.60	Local District School Taxes	18,744,290.00
Municipal Clerk	271,261.57	Delinquent Tax & Lien Collections	2,250,036.91	Regional & Consolidated School Tax	
Financial Administration	130,720.00	Business Personalty Replacement Taxes	212,273.90	School Taxes in Municipal Budget	
Assessment of Taxes	128,590.00	Taxes From Public Utilities	3,763,773.89	County Taxes	46 *
Collection of Taxes	398,670.00	Other Miscellaneous Tax Revenues	801,715.11	County Library Taxes	02
Planning, Housing & Development	194,563.00	State Aid Revenues		Local Municipal Purpose Taxes	40
Human Resources	4,200.00	Federal Aid Revenues		Veteran & Senior Citizen Taxes	
Elections	739,998.32			Total Taxes for Rate Computation	1.90
General Administration (other)				Special District Taxes	640,721.08
JUDICIARY				Bank Corp. Taxes	
Municipal Courts	231,120.00			Added and Omitted Taxes	371,790.89
PUBLIC SAFETY				Total Taxes Levied - ABSTRACT	35,914,295.77
Fire Protection	3,504,401.15			Total Taxes Billed	35,914,295.77
Police Protection				1993 TAXES COLLECTED	33,098,995.60
Civil Defense & Disaster Control	271,360.00			1993 Taxes Cancelled, Abated or Adjusted	
Environmental Inspection & Control				Transfer to Tax Title Liens or Foreclosed	
Other Public Safety				Balance Outstanding Dec. 31, 1993	2,815,300.17
PUBLIC WORKS				PRIOR YEARS TAXES OUTSTANDING	
Streets and Drainage	1,313,106.00			Balance January 1, 1993	2,613,186.36
Sewers and Sewage Processing	414,100.00			Collected in 1993	2,233,193.50
Garbage and Trash Disposal	1,144,429.72			Cancelled, Abated or Adjusted 1993	
Public Buildings and Grounds	558,510.76			Transfers to Tax Title Liens or Foreclosed	
Other Public Works				Balance December 31, 1993	379,992.86
HEALTH and WELFARE				TAX TITLE LIENS OUTSTANDING	
Health Services Except Environmental	38,841.90			Balance January 1, 1993	557,541.56
Welfare-Public Assistance	12,139.00			Transfer From Taxes	
Hospital, Clinics, First Aid	15,000.00			Redeemed In 1993	16,843.41
Animal, Insect, & Rodent Control				Cancelled, Abated or Adjusted (1993)	
Other Welfare Services				Transfer to Foreclosed Property	
RECREATION and CONSERVATION				Balance December 31, 1993	540,698.15
Beaches and Boardwalks				PROPERTY ACQUIRED BY DEED OR	
Parks, Playgrounds, Shade Trees	2,000.00			FORECLOSURE	
Land Reclamation & Conservation	205,700.00			Balance January 1, 1993	301,000.00
Other Recreational Services				Transfers From Taxes or Liens	
EDUCATION (excluding schools)				Sale For Cash (1993)	
Libraries	6,000.00			Cancelled, Abated or Adjusted (1993)	
Other Educational Services	2,000.00			Balance December 31, 1993	301,000.00
STATUTORY EXPENDITURES				CURRENT FINANCES DECEMBER 31, 1993	
Pensions & F. I. C. A.	950,097.37			ASSETS	
Employee Fringe Benefits	677,964.88			Cash Dec. 31, 1993	6,466,761.09
Other Statutory Expenditures				Taxes Receivable	3,195,293.03
CETA And Other Public Employment Programs	11,214,771.67			Tax Title Liens	540,698.15
MUNICIPAL FUNCTIONS				Foreclosed Property	301,000.00
CAPITAL IMPROVEMENTS				Emergencies & Other Deferred Charges	20,000.00
DEBT SERVICE				State and Federal Aid Receivable	
Principal Payments	495,050.00			Other Receivables	585,251.09
Interest Payments	857,766.78			Total	11,109,003.36
DEFERRED CHARGES				LIABILITIES, RESERVES, AND SURPLUS	
SCHOOL, COUNTY, SPECIAL DISTRICT TAXES	286,672.15			Cash Liabilities	5,459,373.79
RESERVE FOR UNCOLLECTED TAXES	2,805,661.69			Reserves for Receivables	4,622,242.27
EXPENDITURES TOTAL	43,846,525.17			Surplus Dec. 31, 1993	1,027,387.30
				Total	11,109,003.36

0265

Population 1990 10,828
 Population 1993 10,714
 S & P Rating
 Moody Rating A

General Tax Rate Per \$100. 1.90
 State Equalized Tax Rate 1.93

WALLINGTON BOROUGH - BERGEN CO.

Form of Government:

Borough Council

Number of Members on Governing Body - 6

PER CAPITA:

Gross Debt 262.17
 Net Debt 145.83
 Debt Service 39.43
 Total Tax Levy 955.14
 Municipal Expenditures 508.49

PER CENT:

Gross Debt .52
 Net Debt .29
 Tax Levy Collected 95.94
 Tax Levy Cancelled, Abated or Adjusted .27

EXPENDITURES		REVENUES-REALIZED		1993 PROPERTY TAX	
GENERAL GOVERNMENT				STATE EQUALIZED TAX RATE 1.20	
Governing Body & Public Boards		1993 Property Taxes Collected	9,846,947.00	Local District School Taxes	6,381,666.00
Municipal Clerk		1993 Payments in Lieu of Taxes		Regional & Consolidated School Tax	
Financial Administration	38,005.00	Delinquent Tax & Lien Collections	319,567.00	School Taxes in Municipal Budget	
Assessment of Taxes	7,330.00	Business Personalty Replacement Taxes	119,879.00	County Taxes	1,494,264.97
Collection of Taxes	80,352.00	Taxes From Public Utilities	392,632.00	County Library Taxes	
Planning, Housing & Development	11,869.00	Other Miscellaneous Tax Revenues		Local Municipal Purpose Taxes	2,352,370.00
Human Resources	21,687.00	State Aid Revenues	1,227,007.00	Veteran & Senior Citizen Taxes	140,600.00
Elections	3,249.00	Federal Aid Revenues		Total Taxes for Rate Computation	10,368,900.97
General Administration (other)	329,614.00			Special District Taxes	
JUDICIARY		Sale of Acquired Property		Bank Corp. Taxes	
Municipal Courts	70,717.00	Other Miscellaneous Revenues	622,220.00	Added and Omitted Taxes	5,034.00
PUBLIC SAFETY		Total	12,528,252.00	Total Taxes Levied - ABSTRACT	10,233,334.97
Fire Protection	101,739.00	Prior Years Surplus Appropriated	539,000.00	Total Taxes Billed	10,263,517.00
Police Protection	1,301,481.00	REVENUES TOTAL	13,067,252.00	1993 TAXES COLLECTED	9,846,947.00
Civil Defense & Disaster Control	350.00	Reserve For Uncollected Taxes	482,623.00	1993 Taxes Cancelled, Abated or Adjusted	27,751.00
Environmental Inspection & Control	32,721.00	CAPITAL OUTLAY TOTAL	44,765.00	Transfer to Tax Title Liens or Foreclosed	50,840.00
Other Public Safety				Balance Outstanding Dec. 31, 1993	337,979.00
PUBLIC WORKS				PRIOR YEARS TAXES OUTSTANDING	
Streets and Drainage	260,970.00	Public Enterprises		Balance January 1, 1993	403,569.00
Sewers and Sewage Processing	682,021.00	Recreation-Culture	3,717.00	Collected in 1993	313,140.00
Garbage and Trash Disposal	633,971.00	Public Works	23,379.00	Cancelled, Abated or Adjusted 1993	
Public Buildings and Grounds	77,563.00	Buildings and Grounds	17,669.00	Transfers to Tax Title Liens or Foreclosed	
Other Public Works	2,050.00	Library and Education		Balance December 31, 1993	90,429.00
HEALTH and WELFARE		Conservation		TAX TITLE LIENS OUTSTANDING	
Health Services Except Environmental	62,354.00	All Other		Balance January 1, 1993	319,567.00
Welfare-Public Assistance	3,957.00			Transfer From Taxes	50,840.00
Hospital, Clinics, First Aid		CAPITAL DEBT AUTHORIZED, DECEMBER 31, 1993		Redeemed In 1993	6,840.00
Animal, Insect, & Rodent Control		ISSUED AND UNISSUED		Cancelled, Abated or Adjusted (1993)	
Other Welfare Services		School	928,710	Transfer to Foreclosed Property	
RECREATION and CONSERVATION		Self-Liquidating	316,657	Balance December 31, 1993	363,567.00
Beaches and Boardwalks		Other	1,563,499	PROPERTY ACQUIRED BY DEED OR	
Parks, Playgrounds, Shade Trees	2,500.00	Total	2,808,866	FORECLOSURE	
Land Reclamation & Conservation	37,677.00			Balance January 1, 1993	13,950.00
Other Recreational Services	32,380.00	ISSUED AND OUTSTANDING		Transfers From Taxes or Liens	
EDUCATION (excluding schools)		School	928,710.00	Sale For Cash (1993)	
Libraries	180,746.00	Self-Liquidating	61,800.00	Cancelled, Abated or Adjusted (1993)	
Other Educational Services		Other	1,446,000.00	Balance December 31, 1993	13,950.00
STATUTORY EXPENDITURES		Total	2,436,510.00	CURRENT FINANCES DECEMBER 31, 1993	
Pensions & F. I. C. A.	97,728.00	EQUALIZED VALUATION BASIS		ASSETS	
Employee Fringe Benefits	377,779.00	FOR NET DEBT COMPUTATION	540,562,596	Cash Dec. 31, 1993	1,141,654.00
Other Statutory Expenditures		REAL PROPERTY VALUATIONS		Taxes Receivable	428,408.00
CETA And Other Public Employment Programs		Code Class # of Parcels % VAL'N	ASSESSED VALUATION	Tax Title Liens	363,567.00
MUNICIPAL FUNCTIONS TOTAL	4,450,810.00	1 Vacant Land 67 1.02	5,470,600.00	Foreclosed Property	13,950.00
CAPITAL IMPROVEMENTS *MEMO*	20,000.00	2 Residential 2092 68.55	369,201,100.00	Emergencies & Other Deferred Charges	3,581.00
DEBT SERVICE		3 Farm		State and Federal Aid Receivable	75,402.00
Principal Payments	300,000.00	4a Commercial 165 10.73	57,770,900.00	Other Receivables	10,525.00
Interest Payments	122,462.00	4b Industrial 41 9.60	51,694,100.00	Total	2,037,087.00
		4c Apartments 34 10.11	54,430,100.00	LIABILITIES, RESERVES, AND SURPLUS	
		Total 2399	538,566,800.00	Cash Liabilities	841,623.00
DEFERRED CHARGES	92,111.00	Land Area 1.00 Sq. Miles		Reserves for Receivables	816,450.00
SCHOOL, COUNTY, SPECIAL DISTRICT TAXES	7,875,930.97	Net Valuation Taxable-Municipal	539,920,148	Surplus Dec. 31, 1993	379,014.00
RESERVE FOR UNCOLLECTED TAXES	482,623.00	Net Valuation Taxable-County	538,806,434	Total	2,037,087.00
EXPENDITURES TOTAL	13,323,936.97	State Equalized Valuation	530,969,633		
		State Equalization Ratio	101.69		

1923

Population 1990 67
 Population 1993 63
 S & P Rating
 Moody Rating

General Tax Rate Per \$100. 51
 State Equalized Tax Rate 51

WALPACK TOWNSHIP - SUSSEX COUNTY
Form of Government:
Township Committee
Number of Members on Governing Body - 3

PER CAPITA:
 Gross Debt
 Net Debt
 Debt Service
 Total Tax Levy 234.63
 Municipal Expenditures 3,529.24

PER CENT:
 Gross Debt
 Net Debt
 Tax Levy Collected 98.33
 Tax Levy Cancelled, Abated or Adjusted

EXPENDITURES		REVENUES-REALIZED		1993 PROPERTY TAX	
GENERAL GOVERNMENT				STATE EQUALIZED TAX RATE →	
Governing Body & Public Boards		1993 Property Taxes Collected	13,220.70	Local District School Taxes	
Municipal Clerk		1993 Payments in Lieu of Taxes		Regional & Consolidated School Tax	
Financial Administration	18,300.00	Delinquent Tax & Lien Collections		School Taxes in Municipal Budget	
Assessment of Taxes	3,525.00	Business Personality Replacement Taxes	2,850.72	County Taxes	52 * 13,752.37
Collection of Taxes	6,600.00	Taxes From Public Utilities	35,204.00	County Library Taxes	04 1,029.48
Planning, Housing & Development		Other Miscellaneous Tax Revenues		Local Municipal Purpose Taxes	
Human Resources		State Aid Revenues	1,523.00	Veteran & Senior Citizen Taxes	200.00
Elections		Federal Aid Revenues		Total Taxes for Rate Computation	56 14,981.85
General Administration (other)	68,823.00			Special District Taxes	
JUDICIARY		Sale of Acquired Property		Bank Corp. Taxes	
Municipal Courts		Other Miscellaneous Revenues	78,902.73	Added and Omitted Taxes	
PUBLIC SAFETY			131,701.15	Total Taxes Levied - ABSTRACT	14,781.85
Fire Protection	5,250.00		186,000.00	Total Taxes Billed	13,445.61
Police Protection	500.00	Prior Years Surplus Appropriated	317,701.15	1993 TAXES COLLECTED	13,220.70
Civil Defense & Disaster Control	1,466.00	REVENUES TOTAL	643.00	1993 Taxes Cancelled, Abated or Adjusted	
Environmental Inspection & Control		Reserve For Uncollected Taxes		Transfer to Tax Title Liens or Foreclosed	
Other Public Safety		CAPITAL OUTLAY TOTAL		Balance Outstanding Dec. 31, 1993	224.91
PUBLIC WORKS				PRIOR YEARS TAXES OUTSTANDING	
Streets and Drainage	52,500.00	Public Enterprises		Balance January 1, 1993	233.73
Sewers and Sewage Processing		Recreation-Culture		Collected in 1993	
Garbage and Trash Disposal	4,834.00	Public Works		Cancelled, Abated or Adjusted 1993	
Public Buildings and Grounds		Buildings and Grounds		Transfers to Tax Title Liens or Foreclosed	
Other Public Works		Library and Education		Balance December 31, 1993	233.73
HEALTH and WELFARE		Conservation		TAX TITLE LIENS OUTSTANDING	
Health Services Except Environmental	750.00	All Other		Balance January 1, 1993	
Welfare-Public Assistance	501.00			Transfer From Taxes	
Hospital, Clinics, First Aid	550.00			Redeemed In 1993	
Animal, Insect, & Rodent Control				Cancelled, Abated or Adjusted (1993)	
Other Welfare Services				Transfer to Foreclosed Property	
RECREATION and CONSERVATION				Balance December 31, 1993	
Beaches and Boardwalks				PROPERTY ACQUIRED BY DEED OR FORECLOSURE	
Parks, Playgrounds, Shode Trees				Balance January 1, 1993	
Land Reclamation & Conservation				Transfers From Taxes or Liens	
Other Recreational Services				Sale For Cash (1993)	
EDUCATION (excluding schools)				Cancelled, Abated or Adjusted (1993)	
Libraries				Balance December 31, 1993	
Other Educational Services	15,000.00			CURRENT FINANCES DECEMBER 31, 1993	
STATUTORY EXPENDITURES				ASSETS	
Pensions & F. I. C. A.	13,000.00			Cash Dec. 31, 1993	924,622.55
Employee Fringe Benefits	32,000.00			Taxes Receivable	458.64
Other Statutory Expenditures	100.00			Tax Title Liens	
CETA And Other Public Employment Programs				Foreclosed Property	
MUNICIPAL FUNCTIONS TOTAL	221,699.00			Emergencies & Other Deferred Charges	
CAPITAL IMPROVEMENTS *MEMO*	5,000.00			State and Federal Aid Receivable	
DEBT SERVICE				Other Receivables	
Principal Payments				Total	925,081.19
Interest Payments				LIABILITIES, RESERVES, AND SURPLUS	
DEFERRED CHARGES				Cash Liabilities	76,477.89
SCHOOL, COUNTY, SPECIAL DISTRICT TAXES	14,781.85			Reserves for Receivables	458.64
RESERVE FOR UNCOLLECTED TAXES	643.00			Surplus Dec. 31, 1993	848,144.67
EXPENDITURES TOTAL	237,123.85			Total	925,081.19

1613

Population 1990 9,711
 Population 1993 10,043
 S & P Rating
 Moody Rating 3AA1

General Tax Rate Per \$100.

3.06

State Equalized Tax Rate

2.79

WANAQUE BOROUGH - PASSAIC COUNTY

Form of Government:

Borough Council

Number of Members on Governing Body - 6

PER CAPITA:

Gross Debt 617.98

Net Debt 423.97

Debt Service 47.11

Total Tax Levy 1,387.37

Municipal Expenditures 581.72

PER CENT:

Gross Debt 1.24

Net Debt .85

Tax Levy Collected 97.00

Tax Levy Cancelled, Abated

or Adjusted .25

EXPENDITURES		REVENUES-REALIZED		1993 PROPERTY TAX	
GENERAL GOVERNMENT		1993 Property Taxes Collected		STATE EQUALIZED TAX RATE	
Governing Body & Public Boards			13,556,627.98	Local District School Taxes	1.01
Municipal Clerk				Regional & Consolidated School Tax	.50
Financial Administration	92,803.00	1993 Payments in Lieu of Taxes	29,005.82	School Taxes in Municipal Budget	
Assessment of Taxes	62,500.00	Delinquent Tax & Lien Collections	487,664.65	County Taxes	.54
Collection of Taxes	63,060.00	Business Personalty Replacement Taxes	114,261.16	County Library Taxes	
Planning, Housing & Development	43,230.00	Taxes From Public Utilities	525,000.00	Local Municipal Purpose Taxes	.72
Human Resources	66,331.00	Other Miscellaneous Tax Revenues		Veteran & Senior Citizen Taxes	
Elections	8,000.00	State Aid Revenues	515,657.56	Total Taxes for Rate Computation	2.77
General Administration (other)	556,256.03	Federal Aid Revenues		Special District Taxes	
JUDICIARY		Sale of Acquired Property		Bank Corp. Taxes	
Municipal Courts	51,618.00	Other Miscellaneous Revenues	295,046.70	Added and Omitted Taxes	
PUBLIC SAFETY		Total	15,523,263.87	Total Taxes Levied - ABSTRACT	13,933,397.19
Fire Protection	73,320.00	Prior Years Surplus Appropriated	650,000.00	Total Taxes Billed	13,975,270.90
Police Protection	1,238,387.44	REVENUES TOTAL	16,173,263.87	1993 TAXES COLLECTED	13,556,627.98
Civil Defense & Disaster Control	10,000.00	Reserve For Uncollected Taxes	550,000.00	1993 Taxes Cancelled, Abated or Adjusted	35,375.53
Environmental Inspection & Control	64,385.00	CAPITAL OUTLAY TOTAL	373,660.57	Transfer to Tax Title Liens or Foreclosed	96,815.76
Other Public Safety				Balance Outstanding Dec. 31, 1993	296,451.63
PUBLIC WORKS				PRIOR YEARS TAXES OUTSTANDING	
Streets and Drainage	483,000.00	Public Enterprises	37,709.50	Balance January 1, 1993	629,756.73
Sewers and Sewage Processing	5,960.00	Recreation-Culture		Collected in 1993	478,538.96
Garbage and Trash Disposal	829,000.00	Public Works		Cancelled, Abated or Adjusted 1993	114,937.96
Public Buildings and Grounds	95,300.00	Buildings and Grounds	335,951.07	Transfers to Tax Title Liens or Foreclosed	25,556.10
Other Public Works	30,000.00	Library and Education		Balance December 31, 1993	10,723.71
HEALTH and WELFARE		Conservation		TAX TITLE LIENS OUTSTANDING	
Health Services Except Environmental	132,016.00	All Other		Balance January 1, 1993	148,753.69
Welfare-Public Assistance	6,800.00	CAPITAL DEBT AUTHORIZED, DECEMBER 31, 1993		Transfer From Taxes	126,965.91
Hospital, Clinics, First Aid		ISSUED AND UNISSUED		Redeemed In 1993	9,125.69
Animal, Insect, & Rodent Control		School	1,435,416	Cancelled, Abated or Adjusted (1993)	11,739.69
Other Welfare Services		Self-Liquidating	512,000	Transfer to Foreclosed Property	
RECREATION and CONSERVATION		Other	4,257,967	Balance December 31, 1993	254,854.22
Beaches and Boardwalks		Total	6,205,383	PROPERTY ACQUIRED BY DEED OR	
Parks, Playgrounds, Shade Trees	80,000.00			FORECLOSURE	
Land Reclamation & Conservation	89,884.09	ISSUED AND OUTSTANDING		Balance January 1, 1993	407,810.00
Other Recreational Services	16,325.00	School	1,435,416.08	Transfers From Taxes or Liens	
EDUCATION (excluding schools)		Self-Liquidating	512,000.00	Sale For Cash (1993)	
Libraries	178,127.00	Other	3,881,867.01	Cancelled, Abated or Adjusted (1993)	
Other Educational Services		Total	5,829,283.09	Balance December 31, 1993	407,810.00
STATUTORY EXPENDITURES		EQUALIZED VALUATION BASIS		CURRENT FINANCES DECEMBER 31, 1993	
Pensions & F. I. C. A.	242,531.00	FOR NET DEBT COMPUTATION	502,245,261	ASSETS	
Employee Fringe Benefits	287,275.00	REAL PROPERTY VALUATIONS		Cash Dec. 31, 1993	2,070,651.16
Other Statutory Expenditures	5,000.00	Code Class # of Parcels % VALN	ASSESSED VALUATION	Taxes Receivable	297,175.34
CETA And Other Public Employment Programs	4,810,105.56	1 Vacant Land 260 6.36	28,881,000.00	Tax Title Liens	254,854.22
MUNICIPAL FUNCTIONS TOTAL	18,000.00	2 Residential 2877 80.06	363,530,574.00	Foreclosed Property	407,810.00
CAPITAL IMPROVEMENTS *MEMO*		3 Form		Emergencies & Other Deferred Charges	27,000.00
DEBT SERVICE		4a Commercial 104 9.20	41,766,520.00	State and Federal Aid Receivable	39,107.28
Principal Payments	212,432.99	4b Industrial 13 3.97	18,020,990.00	Other Receivables	10,524.53
Interest Payments	260,666.00	4c Apartments 5 .41	1,876,200.00	Total	3,107,122.53
		Total 3264	454,075,284.00	LIABILITIES, RESERVES, AND SURPLUS	
DEFERRED CHARGES	9,000.00	Land Area 8.30 Sq. Miles		Cash Liabilities	561,213.35
SCHOOL, COUNTY, SPECIAL DISTRICT TAXES	10,289,252.31	Net Valuation Taxable-Municipal	456,248,890	Reserves for Receivables	970,364.09
RESERVE FOR UNCOLLECTED TAXES	550,000.00	Net Valuation Taxable-County	506,701,894	Surplus Dec. 31, 1993	1,575,545.09
EXPENDITURES TOTAL	16,131,456.86	State Equalized Valuation	500,554,996	Total	3,107,122.53
		State Equalization Ratio	91.11		

1924

Population 1990 9,487
 Population 1993 9,933
 S & P Rating
 Moody Rating

General Tax Rate Per \$100. 2.35
 State Equalized Tax Rate 2.21

WANTAGE TOWNSHIP - SUSSEX COUNTY
 Form of Government:
Township Committee
 Number of Members on Governing Body - 3

PER CAPITA:
 Gross Debt 782.20
 Net Debt 45.45
 Debt Service 3.74
 Total Tax Levy 1,240.36
 Municipal Expenditures 390.23

PER CENT:
 Gross Debt 1.41
 Net Debt .08
 Tax Levy Collected 91.62
 Tax Levy Cancelled, Abated or Adjusted .67

EXPENDITURES		REVENUES-REALIZED		1993 PROPERTY TAX	
GENERAL GOVERNMENT				STATE EQUALIZED TAX RATE →	
Governing Body & Public Boards		1993 Property Taxes Collected	11,322,387.38	Local District School Taxes	
Municipal Clerk		1993 Payments in Lieu of Taxes		Regional & Consolidated School Tax 1.48	8,210,814.41
Financial Administration	94,500.00	Delinquent Tax & Lien Collections	988,915.86	School Taxes in Municipal Budget	
Assessment of Taxes	84,525.00	Business Personalty Replacement Taxes	99,519.12	County Taxes .43	* 2,371,736.61
Collection of Taxes	54,025.00	Taxes From Public Utilities	432,398.00	County Library Taxes .03	177,503.39
Planning, Housing & Development	67,827.31	Other Miscellaneous Tax Revenues		Local Municipal Purpose Taxes .26	1,453,491.00
Human Resources	22,439.00	State Aid Revenues	450,707.20	Veteran & Senior Citizen Taxes	66,800.00
Elections	3,078.63	Federal Aid Revenues		Total Taxes for Rate Computation 2.20	12,280,345.41
General Administration (other)	382,300.24			Special District Taxes	
JUDICIARY		Sale of Acquired Property		Bank Corp. Taxes	
Municipal Courts	77,000.00	Other Miscellaneous Revenues	425,256.26	Added and Omitted Taxes	106,992.20
PUBLIC SAFETY		Total	13,719,183.82	Total Taxes Levied - ABSTRACT	12,320,537.61
Fire Protection	137,334.35	Prior Years Surplus Appropriated	561,912.00	Total Taxes Billed	12,357,360.76
Police Protection	64,000.00	REVENUES TOTAL	14,281,095.82	1993 TAXES COLLECTED	11,322,387.38
Civil Defense & Disaster Control	11,500.00	Reserve For Uncollected Taxes	1,209,494.00	1993 Taxes Cancelled, Abated or Adjusted	82,377.43
Environmental Inspection & Control	62,492.00			Transfer to Tax Title Liens or Foreclosed	26,115.55
Other Public Safety		CAPITAL OUTLAY TOTAL	245,315.99	Balance Outstanding Dec. 31, 1993	926,480.40
PUBLIC WORKS				PRIOR YEARS TAXES OUTSTANDING	
Streets and Drainage	700,906.65	Public Enterprises		Balance January 1, 1993	1,089,569.18
Sewers and Sewage Processing		Recreation-Culture		Collected in 1993	980,659.44
Garbage and Trash Disposal	39,834.58	Public Works	218,120.89	Cancelled, Abated or Adjusted 1993	34,950.62
Public Buildings and Grounds	109,500.00	Buildings and Grounds	27,195.10	Transfers to Tax Title Liens or Foreclosed	11,815.65
Other Public Works	60,000.00	Library and Education		Balance December 31, 1993	62,143.47
HEALTH and WELFARE		Conservation		TAX TITLE LIENS OUTSTANDING	
Health Services Except Environmental	54,200.00	All Other		Balance January 1, 1993	33,080.57
Welfare-Public Assistance	16,839.32			Transfer From Taxes	39,408.31
Hospital, Clinics, First Aid		CAPITAL DEBT AUTHORIZED, DECEMBER 31, 1993		Redeemed In 1993	8,256.42
Animal, Insect, & Rodent Control		ISSUED AND UNISSUED		Cancelled, Abated or Adjusted (1993)	
Other Welfare Services		School	7,318,113	Transfer to Foreclosed Property	
RECREATION and CONSERVATION		Self-Liquidating		Balance December 31, 1993	64,232.46
Beaches and Boardwalks		Other	451,500	PROPERTY ACQUIRED BY DEED OR	
Parks, Playgrounds, Shade Trees		Total	7,769,613	FORECLOSURE	
Land Reclamation & Conservation	3,000.00	ISSUED AND OUTSTANDING		Balance January 1, 1993	333,100.00
Other Recreational Services	20,048.64	School	7,318,113.29	Transfers From Taxes or Liens	
EDUCATION (excluding schools)		Self-Liquidating		Sale For Cash (1993)	
Libraries	3,500.00	Other	46,000.00	Cancelled, Abated or Adjusted (1993)	
Other Educational Services		Total	7,364,113.29	Balance December 31, 1993	333,100.00
STATUTORY EXPENDITURES		EQUALIZED VALUATION BASIS		CURRENT FINANCES DECEMBER 31, 1993	
Pensions & F. I. C. A.	105,400.00	FOR NET DEBT COMPUTATION	550,903,461	ASSETS	
Employee Fringe Benefits	361,695.28	REAL PROPERTY VALUATIONS		Cash Dec. 31, 1993	2,326,840.86
Other Statutory Expenditures	4,000.00	Code Class # of Parcels % VAL'N	ASSESSED VALUATION	Taxes Receivable	988,623.87
CETA And Other Public Employment Programs		1 Vacant Land 770 7.64	39,581,300.00	Tax Title Liens	64,232.46
MUNICIPAL FUNCTIONS		2 Residential 2769 69.95	362,601,700.00	Foreclosed Property	333,100.00
CAPITAL IMPROVEMENTS		3 Farm 1074 10.51	54,481,400.00	Emergencies & Other Deferred Charges	131,120.00
DEBT SERVICE		4a Commercial 127 11.14	57,750,700.00	State and Federal Aid Receivable	30,053.04
Principal Payments	28,000.00	4b Industrial 2 .14	750,500.00	Other Receivables	33,116.28
Interest Payments	9,126.14	4c Apartments 3 .63	3,242,600.00	Total	3,907,086.51
		Total 4745	518,408,200.00	LIABILITIES, RESERVES, AND SURPLUS	
DEFERRED CHARGES		Land Area 68.15 Sq. Miles		Cash Liabilities	970,722.76
SCHOOL, COUNTY, SPECIAL DISTRICT TAXES		Net Valuation Taxable-Municipal	521,130,577	Reserves for Receivables	1,413,792.72
RESERVE FOR UNCOLLECTED TAXES		Net Valuation Taxable-County	550,429,469	Surplus Dec. 31, 1993	1,522,591.03
EXPENDITURES TOTAL	14,636,218.67	State Equalized Valuation	554,337,827	Total	3,907,086.51
		State Equalization Ratio	93.98		

1820

Population 1990 10,830
 Population 1993 11,671
 S & P Rating
 Moody Rating AA1

General Tax Rate Per \$100. 3.30
 State Equalized Tax Rate 1.51

WARREN TOWNSHIP - SOMERSET COUNTY

Form of Government:
 Township Committee

Number of Members on Governing Body - 5

PER CAPITA:

Gross Debt 737.34
 Net Debt 557.58
 Debt Service 61.34
 Total Tax Levy 2,282.39
 Municipal Expenditures 639.13

PER CENT:

Gross Debt .49
 Net Debt .37
 Tax Levy Collected 97.61
 Tax Levy Cancelled, Abated or Adjusted .13

EXPENDITURES		REVENUES-REALIZED		1993 PROPERTY TAX	
GENERAL GOVERNMENT		1993 Property Taxes Collected		STATE EQUALIZED TAX RATE	
Governing Body & Public Boards		26,009,160.80		Local District School Taxes .60	10,503,540.00
Municipal Clerk				Regional & Consolidated School Tax .28	4,933,703.16
Financial Administration	129,300.00	1993 Payments in Lieu of Taxes		School Taxes in Municipal Budget	
Assessment of Taxes	76,250.00	Delinquent Tax & Lien Collections 855,478.86		County Taxes .42	* 7,354,722.91
Collection of Taxes	65,365.00	Business Personalty Replacement Taxes 130,156.20		County Library Taxes .03	572,333.17
Planning, Housing & Development	108,060.00	Taxes From Public Utilities 1,130,588.00		Local Municipal Purpose Taxes .17	3,022,563.38
Human Resources	114,313.00	Other Miscellaneous Tax Revenues		Veteran & Senior Citizen Taxes	52,500.00
Elections	3,900.00	State Aid Revenues 329,916.26		Total Taxes for Rate Computation 1.50	26,439,362.62
General Administration (other)	1,003,210.00	Federal Aid Revenues		Special District Taxes	
JUDICIARY		Sale of Acquired Property		Bank Corp. Taxes	
Municipal Courts	126,680.00	Other Miscellaneous Revenues		Added and Omitted Taxes	250,905.90
PUBLIC SAFETY		Total 1,713,912.84		Total Taxes Levied - ABSTRACT	26,637,768.52
Fire Protection	358,668.00	Prior Years Surplus Appropriated 745,000.00		Total Taxes Billed	26,647,162.61
Police Protection	1,450,225.71	REVENUES TOTAL 30,914,212.96		1993 TAXES COLLECTED	26,009,160.80
Civil Defense & Disaster Control	11,850.00	Reserve For Uncollected Taxes 809,000.00		1993 Taxes Cancelled, Abated or Adjusted	35,908.12
Environmental Inspection & Control	106,400.00	CAPITAL OUTLAY TOTAL 1,749,112.68		Transfer to Tax Title Liens or Foreclosed	89.10
Other Public Safety		Public Enterprises		Balance Outstanding Dec. 31, 1993	602,004.59
PUBLIC WORKS		Recreation-Culture		PRIOR YEARS TAXES OUTSTANDING	
Streets and Drainage	995,100.00	Public Works 26,648.04		Balance January 1, 1993	923,358.37
Sewers and Sewage Processing	73,000.00	Buildings and Grounds 244,278.04		Collected in 1993	855,478.86
Garbage and Trash Disposal		Library and Education 1,478,186.60		Cancelled, Abated or Adjusted 1993	34,976.50
Public Buildings and Grounds	338,375.00	Conservation		Transfers to Tax Title Liens or Foreclosed	54.97
Other Public Works		All Other		Balance December 31, 1993	32,848.04
HEALTH and WELFARE		CAPITAL DEBT AUTHORIZED, DECEMBER 31, 1993		TAX TITLE LIENS OUTSTANDING	
Health Services Except Environmental	140,880.00	ISSUED AND UNISSUED GROSS DEBT NET DEBT		Balance January 1, 1993	
Welfare-Public Assistance	9,380.00	School 1,598,000		Transfer From Taxes	179.06
Hospital, Clinics, First Aid		Self-Liquidating 7,007,500		Redeemed In 1993	
Animal, Insect, & Rodent Control	3,000.00	Other 6,507,500		Cancelled, Abated or Adjusted (1993)	
Other Welfare Services		Total 8,605,500		Transfer to Foreclosed Property	
RECREATION and CONSERVATION		ISSUED AND OUTSTANDING		Balance December 31, 1993	179.06
Beaches and Boardwalks		School 1,598,000.00		PROPERTY ACQUIRED BY DEED OR	
Parks, Playgrounds, Shade Trees		Self-Liquidating 6,606,000.00		FORECLOSURE	
Land Reclamation & Conservation	1,200.00	Other 6,204,000.00		Balance January 1, 1993	778,000.00
Other Recreational Services	64,800.00	Total		Transfers From Taxes or Liens	
EDUCATION (excluding schools)		EQUALIZED VALUATION BASIS FOR NET DEBT COMPUTATION 1,738,634,714		Sale For Cash (1993)	
Libraries	6,000.00	REAL PROPERTY VALUATIONS		Cancelled, Abated or Adjusted (1993)	
Other Educational Services	4,800.00	Code Class # of Parcels % VAL'N ASSESSED VALUATION		Transfer to Foreclosed Property	
STATUTORY EXPENDITURES		1 Vocant Land 773 5.81 46,357,100.00		Balance December 31, 1993	179.06
Pensions & F. I. C. A.	214,500.00	2 Residential 3663 69.66 555,491,800.00		PROPERTY ACQUIRED BY DEED OR	
Employee Fringe Benefits	432,000.00	3 Farm 157 1.01 8,028,300.00		FORECLOSURE	
Other Statutory Expenditures		4a Commercial 158 20.99 157,398,400.00		Balance January 1, 1993	778,000.00
CETA and Other Public Employment Programs		4b Industrial 15 2.49 19,817,200.00		Transfers From Taxes or Liens	
MUNICIPAL FUNCTIONS TOTAL 5,835,256.71		4c Apartments 1 .04 313,600.00		Sale For Cash (1993)	
CAPITAL IMPROVEMENTS *MEMO* 44,000.00		Total 4767 797,405,400.00		Cancelled, Abated or Adjusted (1993)	
DEBT SERVICE		Land Area 19.60 Sq. Miles		Balance December 31, 1993	778,000.00
Principal Payments 395,000.00		Net Valuation Taxable-Municipal 799,886,567		CURRENT FINANCES DECEMBER 31, 1993	
Interest Payments 320,856.58		Net Valuation Taxable-County 1,768,652,474		ASSETS	
DEFERRED CHARGES 99,200.00		State Equalized Valuation 1,740,127,585		Cash Dec. 31, 1993	2,371,593.84
SCHOOL, COUNTY, SPECIAL DISTRICT TAXES 23,364,299.24		State Equalization Ratio 45.99		Taxes Receivable	634,852.63
RESERVE FOR UNCOLLECTED TAXES 809,000.00				Tax Title Liens	179.06
EXPENDITURES TOTAL 30,823,612.53				Foreclosed Property	778,000.00
				Emergencies & Other Deferred Charges	250,600.00
				State and Federal Aid Receivable	25,677.30
				Other Receivables	198,672.08
				Total	4,259,574.91
				LIABILITIES, RESERVES, AND SURPLUS	
				Cash Liabilities	1,695,878.56
				Reserves for Receivables	1,494,182.77
				Surplus Dec. 31, 1993	1,079,513.58
				Total	4,259,574.91

593

0266

Population 1990 9,245
 Population 1993 9,704
 S & P Rating
 Moody Rating AAA

General Tax Rate Per \$100. 2.33
 State Equalized Tax Rate 1.92

WASHINGTON TOWNSHIP - BERGEN CO.

Form of Government:

Council-Manager Plan E (OMCL 50)

Number of Members on Governing Body - 5

PER CAPITA:

Gross Debt 781.51
 Net Debt 772.92
 Debt Service 95.06
 Total Tax Levy 1,559.86
 Municipal Expenditures 704.75

PER CENT:

Gross Debt .95
 Net Debt .94
 Tax Levy Collected 98.60
 Tax Levy Cancelled, Abated or Adjusted .40

EXPENDITURES		REVENUES-REALIZED		1993 PROPERTY TAX	
GENERAL GOVERNMENT		1993 Property Taxes Collected		STATE EQUALIZED TAX RATE	
Governing Body & Public Boards	27,068.00	1993 Payments in Lieu of Taxes		Local District School Taxes	
Municipal Clerk	56,764.00	Delinquent Tax & Lien Collections		Regional & Consolidated School Tax 1.07	
Financial Administration	188,579.00	Business Personalty Replacement Taxes		School Taxes in Municipal Budget	
Assessment of Taxes		Taxes From Public Utilities		County Taxes .27	
Collection of Taxes		Other Miscellaneous Tax Revenues		County Library Taxes	
Planning, Housing & Development	12,707.00	State Aid Revenues		Local Municipal Purpose Taxes .57	
Human Resources	75,183.00	Federal Aid Revenues		Veteran & Senior Citizen Taxes	
Elections	3,550.00	Sale of Acquired Property		Total Taxes for Rate Computation 1.91	
General Administration (other)	385,017.00	Other Miscellaneous Revenues		Special District Taxes	
JUDICIARY		Total		Bank Corp. Taxes	
Municipal Courts	44,490.00	Prior Years Surplus Appropriated		Added and Omitted Taxes	
PUBLIC SAFETY		REVENUES TOTAL		Total Taxes Levied - ABSTRACT	
Fire Protection	178,195.00	CAPITAL OUTLAY TOTAL		Total Taxes Billed	
Police Protection	1,635,770.00	Public Enterprises		1993 TAXES COLLECTED	
Civil Defense & Disaster Control	1,500.00	Recreation-Culture		1993 Taxes Cancelled, Abated or Adjusted	
Environmental Inspection & Control	50,070.00	Public Works		Transfer to Tax Title Liens or Foreclosed	
Other Public Safety		Buildings and Grounds		Balance Outstanding Dec. 31, 1993	
PUBLIC WORKS		Library and Education		PRIOR YEARS TAXES OUTSTANDING	
Streets and Drainage	55,000.00	Conservation		Balance January 1, 1993	
Sewers and Sewage Processing	732,258.00	All Other		Collected in 1993	
Garbage and Trash Disposal	170,000.00	CAPITAL DEBT AUTHORIZED, DECEMBER 31, 1993		Cancelled, Abated or Adjusted 1993	
Public Buildings and Grounds		ISSUED AND UNISSUED		Transfers to Tax Title Liens or Foreclosed	
Other Public Works	509,473.00	SCHOOL		Balance December 31, 1993	
HEALTH AND WELFARE		GROSS DEBT		TAX TITLE LIENS OUTSTANDING	
Health Services Except Environmental	192,621.00	NET DEBT		Balance January 1, 1993	
Welfare-Public Assistance	1,325.00	School		Transfer From Taxes	
Hospital, Clinics, First Aid	1,400.00	Self-Liquidating		Redeemed In 1993	
Animal, Insect, & Rodent Control	9,500.00	Other		Cancelled, Abated or Adjusted (1993)	
Other Welfare Services		Total		Transfer to Foreclosed Property	
RECREATION and CONSERVATION		ISSUED AND OUTSTANDING		Balance December 31, 1993	
Beaches and Boardwalks		SCHOOL		PROPERTY ACQUIRED BY DEED OR	
Parks, Playgrounds, Shade Trees	59,387.00	Self-Liquidating		FORECLOSURE	
Land Reclamation & Conservation	113,769.00	Other		Balance January 1, 1993	
Other Recreational Services		Total		Transfers From Taxes or Liens	
EDUCATION (excluding schools)		EQUALIZED VALUATION BASIS		Sale For Cash (1993)	
Libraries	276,168.00	FOR NET DEBT COMPUTATION		Cancelled, Abated or Adjusted (1993)	
Other Educational Services		REAL PROPERTY VALUATIONS		Balance December 31, 1993	
STATUTORY EXPENDITURES		Code Class # of Parcels % VAL'N		CURRENT FINANCES DECEMBER 31, 1993	
Pensions & F. I. C. A.	243,653.00	ASSESSED VALUATION		ASSETS	
Employee Fringe Benefits	350,000.00	1 Vacant Land 109 .97		Cash Dec. 31, 1993	
Other Statutory Expenditures		2 Residential 3194 96.47		Taxes Receivable	
CETA And Other Public Employment Programs	5,373,447.00	3 Farm 1		Tax Title Liens	
MUNICIPAL FUNCTIONS TOTAL	5,373,447.00	4a Commercial 18 2.56		Foreclosed Property	
CAPITAL IMPROVEMENTS *MEMO*	118,066.00	4b Industrial		Emergencies & Other Deferred Charges	
DEBT SERVICE		4c Apartments		State and Federal Aid Receivable	
Principal Payments	753,240.00	Total 3322		Other Receivables	
Interest Payments	169,228.00	Land Area 2.87 Sq. Miles		Total	
DEFERRED CHARGES	79,000.00	Net Valuation Taxable-Municipal		LIABILITIES, RESERVES, AND SURPLUS	
SCHOOL, COUNTY, SPECIAL DISTRICT TAXES	10,569,578.19	Net Valuation Taxable-County		Cash Liabilities	
RESERVE FOR UNCOLLECTED TAXES	464,000.00	State Equalized Valuation		Reserves for Receivables	
EXPENDITURES TOTAL	17,408,493.19	State Equalization Ratio		Surplus Dec. 31, 1993	
				Total	

0336

Population 1990

805

Population 1993

792

S & P Rating

Moody Rating

General Tax Rate Per \$100.

1.74

State Equalized Tax Rate

1.96

WASHINGTON TWP. - BURLINGTON CO.

Form of Government:

Township Committee

Number of Members on Governing Body - 3

PER CAPITA

Gross Debt

140.30

Net Debt

140.30

Debt Service

Total Tax Levy

1,008.36

Municipal Expenditures

458.08

PER CENT.

Gross Debt

.31

Net Debt

.31

Tax Levy Collected

88.40

Tax Levy Cancelled, Abated

or Adjusted

.19

EXPENDITURES		REVENUES-REALIZED		1993 PROPERTY TAX	
GENERAL GOVERNMENT		1993 Property Taxes Collected		STATE EQUALIZED TAX RATE <u>1.96</u>	
Governing Body & Public Boards		1993 Payments in Lieu of Taxes	706,118.00	Local District School Taxes	567,206.00
Municipal Clerk	9,558.00	Delinquent Tax & Lien Collections	59,696.00	Regional & Consolidated School Tax	
Financial Administration	7,198.00	Business Personalty Replacement Taxes	23,295.00	School Taxes in Municipal Budget	
Assessment of Taxes	8,984.00	Taxes From Public Utilities	56,587.00	County Taxes	197,640.99
Collection of Taxes	1,900.00	Other Miscellaneous Tax Revenues	46,372.00	County Library Taxes	12,678.65
Planning, Housing & Development	4,126.00	State Aid Revenues	38,949.00	Local Municipal Purpose Taxes	18,128.00
Human Resources		Federal Aid Revenues		Veteran & Senior Citizen Taxes	12,100.00
Elections				Total Taxes for Rate Computation	807,753.64
General Administration (other)	44,091.00			Special District Taxes	
JUDICIARY				Bank Corp. Taxes	
Municipal Courts	8,000.00			Added and Omitted Taxes	2,970.00
PUBLIC SAFETY		Sale of Acquired Property	63,296.00	Total Taxes Levied - ABSTRACT	798,623.64
Fire Protection	26,450.00	Other Miscellaneous Revenues	994,313.00	Total Taxes Billed	798,749.00
Police Protection	13,000.00			1993 TAXES COLLECTED	706,118.00
Civil Defense & Disaster Control	2,348.00	Prior Years Surplus Appropriated	113,983.00	1993 Taxes Cancelled, Abated or Adjusted	1,511.00
Environmental Inspection & Control	1,750.00	REVENUES TOTAL	1,108,296.00	Transfer to Tax Title Liens or Foreclosed	11,625.00
Other Public Safety		Reserve For Uncollected Taxes	94,142.00	Balance Outstanding Dec. 31, 1993	79,495.00
PUBLIC WORKS		CAPITAL OUTLAY TOTAL	10,112.00	PRIOR YEARS TAXES OUTSTANDING	
Streets and Drainage	37,880.00			Balance January 1, 1993	68,241.00
Sewers and Sewage Processing		Public Enterprises		Collected in 1993	59,696.00
Garbage and Trash Disposal	73,671.00	Recreation-Culture	6,251.00	Cancelled, Abated or Adjusted 1993	
Public Buildings and Grounds	4,300.00	Public Works	3,861.00	Transfers to Tax Title Liens or Foreclosed	5,434.00
Other Public Works		Buildings and Grounds		Balance December 31, 1993	3,111.00
HEALTH and WELFARE		Library and Education		TAX TITLE LIENS OUTSTANDING	
Health Services Except Environmental	1,455.00	Conservation		Balance January 1, 1993	21,810.00
Welfare-Public Assistance	300.00	All Other		Transfer From Taxes	17,962.00
Hospital, Clinics, First Aid				Redeemed In 1993	
Animal, Insect, & Rodent Control	1,200.00			Cancelled, Abated or Adjusted (1993)	
Other Welfare Services				Transfer to Foreclosed Property	
RECREATION and CONSERVATION				Balance December 31, 1993	39,772.00
Beaches and Boardwalks				PROPERTY ACQUIRED BY DEED OR	
Parks, Playgrounds, Shade Trees				FORECLOSURE	
Land Reclamation & Conservation	550.00			Balance January 1, 1993	
Other Recreational Services				Transfers From Taxes or Liens	
EDUCATION (excluding schools)				Sale For Cash (1993)	
Libraries				Cancelled, Abated or Adjusted (1993)	
Other Educational Services				Balance December 31, 1993	
STATUTORY EXPENDITURES				CURRENT FINANCES DECEMBER 31, 1993	
Pensions & F. I. C. A.	2,750.00			ASSETS	
Employee Fringe Benefits				Cash Dec. 31, 1993	315,231.00
Other Statutory Expenditures	300.00			Taxes Receivable	82,606.00
CETA And Other Public Employment Programs	249,811.00			Tax Title Liens	39,772.00
MUNICIPAL FUNCTIONS				Foreclosed Property	
CAPITAL IMPROVEMENTS	12,100.00			Emergencies & Other Deferred Charges	2,000.00
DEBT SERVICE				State and Federal Aid Receivable	1,320.00
Principal Payments				Other Receivables	40,218.00
Interest Payments				Total	481,147.00
DEFERRED CHARGES	18,850.00			LIABILITIES, RESERVES, AND SURPLUS	
SCHOOL, COUNTY, SPECIAL DISTRICT TAXES	777,525.64			Cash Liabilities	61,866.00
RESERVE FOR UNCOLLECTED TAXES	94,142.00			Reserves for Receivables	162,596.00
EXPENDITURES TOTAL	1,140,323.64			Surplus Dec. 31, 1993	256,635.00
				Total	481,147.00

0818

Population 1990 41,960
 Population 1993 43,599
 S & P Rating
 Moody Rating AAA

General Tax Rate Per \$100. 2.07
 State Equalized Tax Rate 2.06

WASHINGTON TWP. - GLOUCESTER CO.

Form of Government:

Council-Manager Plan E (OMCL 50)

Number of Members on Governing Body - 5

PER CAPITA:

Gross Debt 776.04
 Net Debt 308.99
 Debt Service 24.91
 Total Tax Levy 1,039.43
 Municipal Expenditures 338.22

PER CENT:

Gross Debt 1.81
 Net Debt .72
 Tax Levy Collected 96.39
 Tax Levy Cancelled, Abated or Adjusted .23

EXPENDITURES		REVENUES-REALIZED		1993 PROPERTY TAX	
GENERAL GOVERNMENT		1993 Property Taxes Collected		STATE EQUALIZED TAX RATE	
Governing Body & Public Boards	130,905.00	1993 Payments in Lieu of Taxes		Local District School Taxes	1.17
Municipal Clerk	184,431.30	Delinquent Tax & Lien Collections		Regional & Consolidated School Tax	22,433,330.13
Financial Administration	110,574.00	Business Personalty Replacement Taxes		School Taxes in Municipal Budget	
Assessment of Taxes	161,532.00	Taxes From Public Utilities		County Taxes	.61
Collection of Taxes	130,468.64	Other Miscellaneous Tax Revenues		County Library Taxes	11,742,545.15
Planning, Housing & Development	114,980.00	State Aid Revenues		Local Municipal Purpose Taxes	.28
Human Resources	160,692.25	Federal Aid Revenues		Veteran & Senior Citizen Taxes	5,299,626.93
Elections		Sale of Acquired Property		Total Taxes for Rate Computation	2.06
General Administration (other)	1,386,438.59	Other Miscellaneous Revenues		Special District Taxes	39,692,652.21
JUDICIARY		Prior Years Surplus Appropriated		Bank Corp. Taxes	5,119,843.21
Municipal Courts	195,236.00	REVENUES		Added and Omitted Taxes	722,846.02
PUBLIC SAFETY		Reserve For Uncollected Taxes		Total Taxes Levied - ABSTRACT	45,318,191.44
Fire Protection		CAPITAL OUTLAY		Total Taxes Billed	45,415,013.17
Police Protection	3,946,257.08	Public Enterprises		1993 TAXES COLLECTED	43,776,212.75
Civil Defense & Disaster Control	38,442.64	Recreation-Culture		1993 Taxes Cancelled, Abated or Adjusted	103,159.64
Environmental Inspection & Control	359,140.00	Public Works		Transfer to Tax Title Liens or Foreclosed	178,739.06
Other Public Safety		Buildings and Grounds		Balance Outstanding Dec. 31, 1993	1,356,901.71
PUBLIC WORKS		Library and Education		PRIOR YEARS TAXES OUTSTANDING	
Streets and Drainage	483,060.00	Conservation		Balance January 1, 1993	1,580,813.61
Sewers and Sewage Processing		All Other		Collected in 1993	1,452,917.84
Garbage and Trash Disposal	30,000.00	CAPITAL DEBT AUTHORIZED, DECEMBER 31, 1993		Cancelled, Abated or Adjusted 1993	14,702.32
Public Buildings and Grounds	1,412,346.79	ISSUED AND UNISSUED		Transfers to Tax Title Liens or Foreclosed	7,028.55
Other Public Works		SCHOOL		Balance December 31, 1993	106,164.90
HEALTH and WELFARE		GROSS DEBT		TAX TITLE LIENS OUTSTANDING	
Health Services Except Environmental	101,212.00	NET DEBT		Balance January 1, 1993	904,272.26
Welfare-Public Assistance		SCHOOL		Transfer From Taxes	189,868.77
Hospital, Clinics, First Aid		Self-Liquidating		Redeemed In 1993	153,744.54
Animal, Insect, & Rodent Control	20,028.00	Other		Cancelled, Abated or Adjusted (1993)	5,100.46
Other Welfare Services		Total		Transfer to Foreclosed Property	
RECREATION and CONSERVATION		ISSUED AND OUTSTANDING		Balance December 31, 1993	935,296.03
Beaches and Boardwalks	41,169.80	SCHOOL		PROPERTY ACQUIRED BY DEED OR	
Parks, Playgrounds, Shade Trees	5,000.00	Self-Liquidating		FORECLOSURE	
Land Reclamation & Conservation	25,100.00	Other		Balance January 1, 1993	15,109,303.43
Other Recreational Services		Total		Transfers From Taxes or Liens	
EDUCATION (excluding schools)		EQUALIZED VALUATION BASIS		Sale For Cash (1993)	
Libraries	631,459.28	FOR NET DEBT COMPUTATION		Cancelled, Abated or Adjusted (1993)	
Other Educational Services	9,000.00	REAL PROPERTY VALUATIONS		Balance December 31, 1993	15,109,303.43
STATUTORY EXPENDITURES		Code Class # of Parcels % VAL'N		CURRENT FINANCES DECEMBER 31, 1993	
Pensions & F. I. C. A.	274,937.01	ASSESSED VALUATION		ASSETS	
Employee Fringe Benefits	1,351,455.00	1 Vacant Land 1178 3.21		Cash Dec. 31, 1993	2,571,169.87
Other Statutory Expenditures		2 Residential 13066 80.02		Taxes Receivable	1,463,066.61
CETA And Other Public Employment Programs	11,303,915.38	3 Farm 193 .46		Tax Title Liens	935,296.03
MUNICIPAL FUNCTIONS		4a Commercial 568 14.21		Foreclosed Property	15,109,303.43
CAPITAL IMPROVEMENTS	37,500.00	4b Industrial 12 .27		Emergencies & Other Deferred Charges	242,638.94
DEBT SERVICE		4c Apartments 6 1.94		State and Federal Aid Receivable	
Principal Payments	329,771.38	Total 15023		Other Receivables	98,008.02
Interest Payments	756,101.47	Land Area 21.55 Sq. Miles		Total	20,409,482.90
DEFERRED CHARGES	337,842.52	Net Valuation Taxable-Municipal		LIABILITIES, RESERVES, AND SURPLUS	
SCHOOL, COUNTY, SPECIAL DISTRICT TAXES	39,295,718.49	Net Valuation Taxable-County		Cash Liabilities	1,086,038.46
RESERVE FOR UNCOLLECTED TAXES	2,018,332.97	State Equalized Valuation		Reserves for Receivables	17,595,674.09
EXPENDITURES	54,041,682.21	State Equalization Ratio		Surplus Dec. 31, 1993	1,727,770.35
				Total	20,409,482.90

1112

Population 1990 5,815
 Population 1993 6,798
 S & P Rating AAA
 Moody Rating AAA

General Tax Rate Per \$100. 1.85
 State Equalized Tax Rate 1.26

WASHINGTON TOWNSHIP - MERCER CO.
Form of Government:
Township Committee
Number of Members on Governing Body - 5

PER CAPITA
 Gross Debt 2,449.69
 Net Debt 834.99
 Debt Service 70.55
 Total Tax Levy 1,312.07
 Municipal Expenditures 661.56

PER CENT.
 Gross Debt 3.23
 Net Debt 1.09
 Tax Levy Collected 94.96
 Tax Levy Cancelled, Abated or Adjusted 2.06

EXPENDITURES		REVENUES-REALIZED		1993 PROPERTY TAX	
GENERAL GOVERNMENT				STATE EQUALIZED TAX RATE	
Governing Body & Public Boards		1993 Property Taxes Collected	8,500,589.96	Local District School Taxes .62	4,043,138.50
Municipal Clerk	109,909.00	1993 Payments in Lieu of Taxes	9,123.53	Regional & Consolidated School Tax	
Financial Administration	48,178.00	Delinquent Tax & Lien Collections	352,853.97	School Taxes in Municipal Budget	
Assessment of Taxes	43,005.00	Business Personalty Replacement Taxes	63,682.36	County Taxes .43 *	2,830,978.69
Collection of Taxes	273,293.00	Taxes From Public Utilities	1,473,423.00	County Library Taxes .04	261,210.39
Planning, Housing & Development	68,612.00	Other Miscellaneous Tax Revenues		Local Municipal Purpose Taxes .16	1,067,995.19
Human Resources	2,300.00	State Aid Revenues	391,231.80	Veteran & Senior Citizen Taxes	32,200.00
Elections	673,635.00	Federal Aid Revenues		Total Taxes for Rate Computation 1.25	8,235,572.77
General Administration (other)				Special District Taxes	397,523.00
JUDICIARY				Bank Corp. Taxes	
Municipal Courts	153,400.00	Sale of Acquired Property	835,306.91	Added and Omitted Taxes	318,586.23
PUBLIC SAFETY		Other Miscellaneous Revenues		Total Taxes Levied - ABSTRACT	8,919,482.00
Fire Protection	12,313.00		Total 11,626,211.53	Total Taxes Billed	8,951,967.93
Police Protection	987,119.35	Prior Years Surplus Appropriated	515,000.00	1993 TAXES COLLECTED	8,500,589.96
Civil Defense & Disaster Control	2,000.00	REVENUES TOTAL	12,141,211.53	1993 Taxes Cancelled, Abated or Adjusted	186,748.86
Environmental Inspection & Control	131,877.00	Reserve For Uncollected Taxes	487,500.00	Transfer to Tax Title Liens or Foreclosed	6,014.00
Other Public Safety		CAPITAL OUTLAY TOTAL	621,511.78	Balance Outstanding Dec. 31, 1993	260,615.13
PUBLIC WORKS				PRIOR YEARS TAXES OUTSTANDING	
Streets and Drainage	266,214.00	Public Enterprises		Balance January 1, 1993	354,016.56
Sewers and Sewage Processing	24,500.00	Recreation-Culture	36,547.17	Collected in 1993	352,853.97
Garbage and Trash Disposal	312,000.00	Public Works	200,547.28	Cancelled, Abated or Adjusted 1993	1,162.59
Public Buildings and Grounds	143,096.00	Buildings and Grounds	384,617.33	Transfers to Tax Title Liens or Foreclosed	
Other Public Works		Library and Education		Balance December 31, 1993	
HEALTH and WELFARE		Conservation		TAX TITLE LIENS OUTSTANDING	
Health Services Except Environmental	62,643.00	All Other		Balance January 1, 1993	16,847.30
Welfare-Public Assistance	5,508.00			Transfer From Taxes	6,014.00
Hospital, Clinics, First Aid		CAPITAL DEBT AUTHORIZED, DECEMBER 31, 1993		Redeemed In 1993	
Animal, Insect, & Rodent Control	3,700.00	ISSUED AND UNISSUED GROSS DEBT		Cancelled, Abated or Adjusted (1993)	
Other Welfare Services		School 10,966,750		Transfer to Foreclosed Property	
RECREATION and CONSERVATION		Self-Liquidating 5,686,250	5,676,250	Balance December 31, 1993	22,861.30
Beaches and Boardwalks		Other 16,653,000	5,676,250	PROPERTY ACQUIRED BY DEED OR FORECLOSURE	
Parks, Playgrounds, Shade Trees	7,225.00			Balance January 1, 1993	5,450.00
Land Reclamation & Conservation	2,750.00	ISSUED AND OUTSTANDING		Transfers From Taxes or Liens	
Other Recreational Services	33,190.00	School 10,966,750.00		Sale For Cash (1993)	
EDUCATION (excluding schools)		Self-Liquidating 4,901,419.95		Cancelled, Abated or Adjusted (1993)	
Libraries	2,300.00	Other 15,868,169.95		Balance December 31, 1993	5,450.00
Other Educational Services	2,000.00	Total		CURRENT FINANCES DECEMBER 31, 1993	
STATUTORY EXPENDITURES		EQUALIZED VALUATION BASIS FOR NET DEBT COMPUTATION	519,946,378	ASSETS	
Pensions & F. I. C. A.	105,001.81	REAL PROPERTY VALUATIONS		Cash Dec. 31, 1993	3,945,627.73
Employee Fringe Benefits		Code Class # of Parcels % VALN	ASSESSED VALUATION	Taxes Receivable	260,615.13
Other Statutory Expenditures		1 Vacant Land 426 4.91	21,683,794.00	Tax Title Liens	22,861.30
CETA And Other Public Employment Programs	3,475,769.16	2 Residential 2437 71.40	315,437,700.00	Foreclosed Property	5,450.00
MUNICIPAL FUNCTIONS TOTAL	5,000.00	3 Farm 395 4.49	19,848,854.00	Emergencies & Other Deferred Charges	170,000.00
CAPITAL IMPROVEMENTS *MEMO*		4a Commercial 121 16.16	71,383,600.00	State and Federal Aid Receivable	
DEBT SERVICE		4b Industrial 7 1.84	8,145,000.00	Other Receivables	6,022.67
Principal Payments	163,777.89	4c Apartments 1 1.20	5,316,800.00	Total	4,410,576.83
Interest Payments	315,832.73	Total 3387	441,815,743.00	LIABILITIES, RESERVES, AND SURPLUS	
DEFERRED CHARGES	54,417.95	Land Area 20.70 Sq. Miles		Cash Liabilities	3,394,375.35
SCHOOL, COUNTY, SPECIAL DISTRICT TAXES	7,532,900.58	Net Valuation Taxable-Municipal	445,019,665	Reserves for Receivables	294,949.19
RESERVE FOR UNCOLLECTED TAXES	487,500.00	Net Valuation Taxable-County	519,515,142	Surplus Dec. 31, 1993	721,252.38
EXPENDITURES TOTAL	12,030,198.31	State Equalized Valuation	652,074,159	Total	4,410,576.93
		State Equalization Ratio	68.09		

1438

Population 1990 15,592
 Population 1993 16,299
 S & P Rating AAA
 Moody Rating

General Tax Rate Per \$100. 4.27
 State Equalized Tax Rate 2.11

WASHINGTON TOWNSHIP - MORRIS CO.

Form of Government:

Mayor Council Plan E (OMCL 50)

Number of Members on Governing Body - 5

PER CAPITA:		PER CENT:	
Gross Debt	758.27	Gross Debt	1.04
Net Debt	91.17	Net Debt	.13
Debt Service	35.34	Tax Levy Collected	97.60
Total Tax Levy	1,559.49	Tax Levy Cancelled, Abated or Adjusted	.08
Municipal Expenditures	462.75		

EXPENDITURES		REVENUES-REALIZED		1993 PROPERTY TAX	
GENERAL GOVERNMENT		1993 Property Taxes Collected		STATE EQUALIZED TAX RATE	
Governing Body & Public Boards		25,024,648.15		Local District School Taxes	11,724,379.00
Municipal Clerk				Regional & Consolidated School Tax	5,367,594.28
Financial Administration	159,757.00	1993 Payments in Lieu of Taxes		School Taxes in Municipal Budget	*
Assessment of Taxes	98,183.00	Delinquent Tax & Lien Collections		County Taxes	3,566,909.03
Collection of Taxes	66,604.00	Business Personalty Replacement Taxes		County Library Taxes	
Planning, Housing & Development	127,107.00	Taxes From Public Utilities		Local Municipal Purpose Taxes	4,459,258.75
Human Resources	161,088.86	Other Miscellaneous Tax Revenues		Veteran & Senior Citizen Taxes	50,350.00
Elections	5,000.00	State Aid Revenues		Total Taxes for Rate Computation	2.10
General Administration (other)	849,084.00	Federal Aid Revenues		594,224.87	25,168,491.06
JUDICIARY		Sale of Acquired Property		Special District Taxes	
Municipal Courts	104,367.13	Other Miscellaneous Revenues		Bank Corp. Taxes	
PUBLIC SAFETY		Total		Added and Omitted Taxes	300,066.64
Fire Protection	182,460.00	28,631,247.24		Total Taxes Levied - ABSTRACT	25,418,207.70
Police Protection	1,605,166.23	Prior Years Surplus Appropriated		Total Taxes Billed	25,639,102.04
Civil Defense & Disaster Control	800.00	REVENUES TOTAL		1993 TAXES COLLECTED	25,024,648.15
Environmental Inspection & Control	25,000.00	Reserve For Uncollected Taxes		1993 Taxes Cancelled, Abated or Adjusted	20,068.56
Other Public Safety	252,987.00	CAPITAL OUTLAY TOTAL		Transfer to Tax Title Liens or Foreclosed	77,372.40
PUBLIC WORKS		1,226,944.06		Balance Outstanding Dec. 31, 1993	517,012.93
Streets and Drainage	1,361,467.00	Public Enterprises		PRIOR YEARS TAXES OUTSTANDING	
Sewers and Sewage Processing	92,947.00	Recreation-Culture		Balance January 1, 1993	876,620.50
Garbage and Trash Disposal		Public Works		Collected in 1993	797,230.02
Public Buildings and Grounds	248,192.00	Buildings and Grounds		Cancelled, Abated or Adjusted 1993	501.61
Other Public Works		Library and Education		Transfers to Tax Title Liens or Foreclosed	430.69
HEALTH and WELFARE		Conservation		Balance December 31, 1993	78,458.18
Health Services Except Environmental	213,926.00	All Other		TAX TITLE LIENS OUTSTANDING	
Welfare-Public Assistance	3,715.00	CAPITAL DEBT AUTHORIZED, DECEMBER 31, 1993		Balance January 1, 1993	415,658.10
Hospital, Clinics, First Aid		ISSUED AND UNISSUED		Transfer From Taxes	77,900.36
Animal, Insect, & Rodent Control		GROSS DEBT		Redeemed In 1993	135,401.77
Other Welfare Services		10,872,973		Cancelled, Abated or Adjusted (1993)	
RECREATION and CONSERVATION		NET DEBT		Transfer to Foreclosed Property	
Beaches and Boardwalks		1,486,000		Balance December 31, 1993	358,156.69
Parks, Playgrounds, Shade Trees	2,125.00	12,358,973		PROPERTY ACQUIRED BY DEED OR FORECLOSURE	
Land Reclamation & Conservation	13,245.00	ISSUED AND OUTSTANDING		Balance January 1, 1993	514,100.00
Other Recreational Services	88,143.00	School		Transfers From Taxes or Liens	
EDUCATION (excluding schools)		Self-Liquidating		Sale For Cash (1993)	
Libraries	393,534.00	Other		Cancelled, Abated or Adjusted (1993)	
Other Educational Services	240.00	Total		Balance December 31, 1993	514,100.00
STATUTORY EXPENDITURES		EQUALIZED VALUATION BASIS		CURRENT FINANCES DECEMBER 31, 1993	
Pensions & F. I. C. A.	489,759.75	FOR NET DEBT COMPUTATION		ASSETS	
Employee Fringe Benefits	419,388.00	REAL PROPERTY VALUATIONS		Cash Dec. 31, 1993	4,733,033.96
Other Statutory Expenditures	2,000.00	Code Class # of Parcels % VAL'N		Taxes Receivable	595,471.11
CETA And Other Public Employment Programs		1 Vacant Land 680 3.38		Tax Title Liens	358,156.69
MUNICIPAL FUNCTIONS TOTAL	6,966,285.97	2 Residential 4661 84.44		Foreclosed Property	514,100.00
CAPITAL IMPROVEMENTS *ME 10*	120,000.00	3 Farm 637 4.33		Emergencies & Other Deferred Charges	
DEBT SERVICE		4a Commercial 149 3.18		State and Federal Aid Receivable	
Principal Payments	546,201.00	4b Industrial 23 2.56		Other Receivables	95,859.44
Interest Payments	29,861.50	4c Apartments 5 2.01		Total	6,296,621.20
DEFERRED CHARGES		Total 6155		LIABILITIES, RESERVES, AND SURPLUS	
SCHOOL, COUNTY, SPECIAL DISTRICT TAXES	20,658,832.31	Land Area 45.12 Sq. Miles		Cash Liabilities	1,338,670.58
RESERVE FOR UNCOLLECTED TAXES		Net Valuation Taxable-Municipal		Reserves for Receivables	1,563,587.24
EXPENDITURES TOTAL	28,201,230.78	Net Valuation Taxable-County		Surplus Dec. 31, 1993	3,394,363.38
		State Equalized Valuation		Total	6,296,621.20
		State Equalization Ratio			

2122

Population 1990 5,367
 Population 1993 5,684
 S & P Rating
 Moody Rating

General Tax Rate Per \$100. 2.20
 State Equalized Tax Rate 2.17

WASHINGTON TOWNSHIP - WARREN CO.

Form of Government:

Township Committee

Number of Members on Governing Body - 5

PER CAPITA:

Gross Debt 539.28
 Net Debt 103.14
 Debt Service 7.62
 Total Tax Levy 1,426.13
 Municipal Expenditures 488.07

PER CENT:

Gross Debt .37
 Net Debt .17
 Tax Levy Collected 95.62
 Tax Levy Cancelled, Abated
 or Adjusted

EXPENDITURES		REVENUES-REALIZED		1993 PROPERTY TAX	
GENERAL GOVERNMENT		1993 Property Taxes Collected 7,760,057.68		STATE EQUALIZED TAX RATE	
Governing Body & Public Boards		1993 Payments in Lieu of Taxes		Local District School Taxes	2,622,543.00
Municipal Clerk	48,500.00	Delinquent Tax & Lien Collections	395,940.49	Regional & Consolidated School Tax	2,133,337.93
Financial Administration	41,542.00	Business Personalty Replacement Taxes	6,302.43	School Taxes in Municipal Budget	
Assessment of Taxes	56,778.00	Taxes From Public Utilities	369,658.92	County Taxes	2,247,972.63
Collection of Taxes	40,239.00	Other Miscellaneous Tax Revenues		County Library Taxes	193,741.83
Planning, Housing & Development	80,933.00	State Aid Revenues	331,517.97	Local Municipal Purpose Taxes	662,544.00
Human Resources		Federal Aid Revenues		Veteran & Senior Citizen Taxes	43,800.00
Elections				Total Taxes for Rate Computation	7,904,439.39
General Administration (other)	294,637.00			Special District Taxes	
JUDICIARY		Sale of Acquired Property		Bank Corp. Taxes	
Municipal Courts	33,779.00	Other Miscellaneous Revenues	339,802.12	Added and Omitted Taxes	265,486.97
PUBLIC SAFETY		Total	9,203,279.61	Total Taxes Levied - ABSTRACT	8,106,126.36
Fire Protection	79,352.00	Prior Years Surplus Appropriated	843,000.00	Total Taxes Billed	8,115,694.81
Police Protection	610,423.00	REVENUES TOTAL	10,046,279.61	1993 TAXES COLLECTED	7,760,057.68
Civil Defense & Disaster Control	5,985.00	Reserve For Uncollected Taxes	534,282.00	1993 Taxes Cancelled, Abated or Adjusted	
Environmental Inspection & Control				Transfer to Tax Title Liens or Foreclosed	
Other Public Safety		CAPITAL OUTLAY TOTAL	66,310.61	Balance Outstanding Dec. 31, 1993	355,637.13
PUBLIC WORKS				PRIOR YEARS TAXES OUTSTANDING	
Streets and Drainage	328,347.00	Public Enterprises		Balance January 1, 1993	349,721.86
Sewers and Sewage Processing	3,923.00	Recreation-Culture		Collected in 1993	332,762.64
Garbage and Trash Disposal	1.00	Public Works	28,591.65	Cancelled, Abated or Adjusted 1993	
Public Buildings and Grounds	54,203.00	Buildings and Grounds	37,718.96	Transfers to Tax Title Liens or Foreclosed	
Other Public Works	1.00	Library and Education		Balance December 31, 1993	16,959.22
HEALTH and WELFARE		Conservation		TAX TITLE LIENS OUTSTANDING	
Health Services Except Environmental	1,000.00	All Other		Balance January 1, 1993	261,388.90
Welfare-Public Assistance	2,380.00			Transfer From Taxes	
Hospital, Clinics, First Aid	2,000.00	CAPITAL DEBT AUTHORIZED, DECEMBER 31, 1993		Redeemed In 1993	63,177.85
Animal, Insect, & Rodent Control	6,723.00	ISSUED AND UNISSUED		Cancelled, Abated or Adjusted (1993)	
Other Welfare Services		School	2,479,000	Transfer to Foreclosed Property	
RECREATION and CONSERVATION		Self-Liquidating		Balance December 31, 1993	198,211.05
Beaches and Boardwalks		Other	586,254	PROPERTY ACQUIRED BY DEED OR	
Parks, Playgrounds, Shade Trees		Total	3,065,254	FORECLOSURE	
Land Reclamation & Conservation	81,428.27	ISSUED AND OUTSTANDING		Balance January 1, 1993	7,375.00
Other Recreational Services	16,600.00	School	2,479,000.00	Transfers From Taxes or Liens	
EDUCATION (excluding schools)		Self-Liquidating		Sale For Cash (1993)	
Libraries		Other	292,500.00	Cancelled, Abated or Adjusted (1993)	
Other Educational Services	2,900.00	Total	2,771,500.00	Balance December 31, 1993	7,375.00
STATUTORY EXPENDITURES		EQUALIZED VALUATION BASIS		CURRENT FINANCES DECEMBER 31, 1993	
Pensions & F. I. C. A.	143,555.00	FOR NET DEBT COMPUTATION	350,809,193	ASSETS	
Employee Fringe Benefits	150,000.00	REAL PROPERTY VALUATIONS		Cash Dec. 31, 1993	2,598,350.33
Other Statutory Expenditures	2,800.00	Code Class # of Parcels % VAL'N	ASSESSED VALUATION	Taxes Receivable	372,596.35
CETA And Other Public Employment Programs		1 Vacant Land 446 5.80	20,588,600.00	Tax Title Liens	198,211.05
MUNICIPAL FUNCTIONS TOTAL	2,088,029.27	2 Residential 1784 76.35	270,811,300.00	Foreclosed Property	7,375.00
CAPITAL IMPROVEMENTS *MEMO*	15,000.00	3 Farm 285 3.30	13,470,960.00	Emergencies & Other Deferred Charges	62,294.00
DEBT SERVICE		4a Commercial 88 12.47	44,250,600.00	State and Federal Aid Receivable	
Principal Payments	32,500.00	4b Industrial 7 1.04	3,675,300.00	Other Receivables	151,239.90
Interest Payments	10,824.85	4c Apartments 3 .54	1,922,100.00	Total	3,390,066.63
DEFERRED CHARGES	108,546.00	Total 2613	354,718,860.00	LIABILITIES, RESERVES, AND SURPLUS	
SCHOOL, COUNTY, SPECIAL DISTRICT TAXES	7,198,095.39	Land Area 18.15 Sq. Miles		Cash Liabilities	794,353.04
RESERVE FOR UNCOLLECTED TAXES	534,232.00	Net Valuation Taxable-Municipal	357,736,720	Reserves for Receivables	729,422.30
EXPENDITURES TOTAL	9,972,277.51	Net Valuation Taxable-County	355,038,158	Surplus Dec. 31, 1993	1,866,291.29
		State Equalized Valuation	362,335,992	Total	3,390,066.63
		State Equalization Ratio	98.72		

1821

Population 1990 5,110
 Population 1993 5,092
 S & P Rating
 Moody Rating AA

General Tax Rate Per \$100. 3.58
 State Equalized Tax Rate 1.66

WATCHUNG BOROUGH - SOMERSET CO.

Form of Government:

Borough Council

Number of Members on Governing Body - 6

PER CAPITA:

Gross Debt 1,911.13
 Net Debt 1,911.13
 Debt Service 101.54
 Total Tax Levy 2,832.65
 Municipal Expenditures 1,012.23

PER CENT:

Gross Debt 1.10
 Net Debt 1.10
 Tax Levy Collected 97.85
 Tax Levy Cancelled, Abated or Adjusted .04

EXPENDITURES		REVENUES-REALIZED		1993 PROPERTY TAX	
GENERAL GOVERNMENT				STATE EQUALIZED TAX RATE	
Governing Body & Public Boards	7,850.00	1993 Property Taxes Collected	14,114,612.21	Local District School Taxes	.50 4,327,613.00
Municipal Clerk	78,317.29	1993 Payments in Lieu of Taxes		Regional & Consolidated School Tax	.35 3,004,949.01
Financial Administration	114,042.00	Delinquent Tax & Lien Collections	299,960.46	School Taxes in Municipal Budget	
Assessment of Taxes	35,699.50	Business Personalty Replacement Taxes	229,597.08	County Taxes	.43 * 3,728,250.14
Collection of Taxes	46,131.42	Taxes From Public Utilities	626,849.00	County Library Taxes	.03 290,179.44
Planning, Housing & Development	24,100.56	Other Miscellaneous Tax Revenues		Local Municipal Purpose Taxes	.35 3,012,188.09
Human Resources	48,684.00	State Aid Revenues	208,573.86	Veteran & Senior Citizen Taxes	
Elections	1,950.00	Federal Aid Revenues		Total Taxes for Rate Computation	1.66 14,386,029.68
General Administration (other)	644,139.72			Special District Taxes	
JUDICIARY		Sale of Acquired Property		Bank Corp. Taxes	
Municipal Courts	133,604.95	Other Miscellaneous Revenues	1,059,216.25	Added and Omitted Taxes	60,658.95
PUBLIC SAFETY		Total	16,538,808.86	Total Taxes Levied - ABSTRACT	14,423,838.63
Fire Protection	247,900.00	Prior Years Surplus Appropriated	358,299.14	Total Taxes Billed	14,424,060.15
Police Protection	1,375,086.40	REVENUES	16,897,108.00	1993 TAXES COLLECTED	14,114,612.21
Civil Defense & Disaster Control		Reserve For Uncollected Taxes	469,576.00	1993 Taxes Cancelled, Abated or Adjusted	5,973.21
Environmental Inspection & Control	44,271.90			Transfer to Tax Title Liens or Foreclosed	3,222.00
Other Public Safety		CAPITAL OUTLAY	957,903.66	Balance Outstanding Dec. 31, 1993	300,252.73
PUBLIC WORKS		TOTAL		PRIOR YEARS TAXES OUTSTANDING	
Streets and Drainage	299,757.61	Public Enterprises		Balance January 1, 1993	404,948.87
Sewers and Sewage Processing	137,719.98	Recreation-Culture	1,743.35	Collected in 1993	299,960.46
Garbage and Trash Disposal		Public Works	236,650.12	Cancelled, Abated or Adjusted 1993	.48
Public Buildings and Grounds	186,949.00	Buildings and Grounds	656,994.03	Transfers to Tax Title Liens or Foreclosed	
Other Public Works	24,500.00	Library and Education		Balance December 31, 1993	104,987.93
HEALTH and WELFARE		Conservation	62,516.16	TAX TITLE LIENS OUTSTANDING	
Health Services Except Environmental	50,787.00	All Other		Balance January 1, 1993	6,955.56
Welfare-Public Assistance	3,564.00			Transfer From Taxes	3,222.00
Hospital, Clinics, First Aid		CAPITAL DEBT AUTHORIZED, DECEMBER 31, 1993		Redeemed In 1993	
Animal, Insect, & Radent Control	2,420.00	ISSUED AND UNISSUED		Cancelled, Abated or Adjusted (1993)	
Other Welfare Services		School		Transfer to Foreclosed Property	
RECREATION and CONSERVATION		Self-Liquidating	9,731,470	Balance December 31, 1993	10,177.56
Beaches and Boardwalks		Other	9,731,470	PROPERTY ACQUIRED BY DEED OR	
Parks, Playgrounds, Shade Trees		Total	9,731,470	FORECLOSURE	
Land Reclamation & Conservation	23,975.00	ISSUED AND OUTSTANDING		Balance January 1, 1993	
Other Recreational Services	29,851.07	School		Transfers From Taxes or Liens	
EDUCATION (excluding schools)		Self-Liquidating		Sale For Cash (1993)	
Libraries	2,610.00	Other	5,243,086.90	Cancelled, Abated or Adjusted (1993)	
Other Educational Services	700.00	Total	5,243,086.90	Balance December 31, 1993	
STATUTORY EXPENDITURES		EQUALIZED VALUATION BASIS		CURRENT FINANCES DECEMBER 31, 1993	
Pensions & F. I. C. A.	216,962.00	FOR NET DEBT COMPUTATION	886,736.837	ASSETS	
Employee Fringe Benefits	303,162.13	REAL PROPERTY VALUATIONS		Cash Dec. 31, 1993	2,628,365.98
Other Statutory Expenditures		Code Class # of Parcels % VAL'N	ASSESSED VALUATION	Taxes Receivable	405,240.66
CETA And Other Public Employment Programs		1 Vacant Land 152 2.81	11,248,800.00	Tax Title Liens	10,177.56
MUNICIPAL FUNCTIONS	4,084,735.53	2 Residential 1803 77.72	310,865,700.00	Foreclosed Property	
CAPITAL IMPROVEMENTS	145,000.00	3 Farm 2 .07	268,200.00	Emergencies & Other Deferred Charges	151,413.63
DEBT SERVICE		4a Commercial 121 15.04	60,154,100.00	State and Federal Aid Receivable	
Principal Payments	453,550.81	4b Industrial 30 4.36	17,443,600.00	Other Receivables	286.28
Interest Payments	63,500.14	4c Apartments		Total	3,195,484.16
DEFERRED CHARGES	83,162.91	Total	399,980,400.00	LIABILITIES, RESERVES, AND SURPLUS	
SCHOOL, COUNTY, SPECIAL DISTRICT TAXES	11,350,991.59	Land Area 6.00 Sq. Miles	401,212,324	Cash Liabilities	1,211,216.56
RESERVE FOR UNCOLLECTED TAXES	469,576.00	Net Valuation Taxable-Municipal	900,202,092	Reserves for Receivables	415,704.50
EXPENDITURES	16,505,516.93	Net Valuation Taxable-County	864,188,558	Surplus Dec. 31, 1993	1,568,563.10
		State Equalized Valuation	46.35	Total	3,195,484.16
		State Equalization Ratio			

0435

Population 1990 10,940
 Population 1993 11,354
 S & P Rating
 Moody Rating AAA

General Tax Rate Per \$100.

6.62

State Equalized Tax Rate

2.90

WATERFORD TOWNSHIP - CAMDEN CO.

Form of Government:

Township Committee

Number of Members on Governing Body - 5

PER CAPITA

Gross Debt 599.62

Net Debt 223.17

Debt Service 41.18

Total Tax Levy 995.98

Municipal Expenditures 465.74

PER CENT

Gross Debt 1.82

Net Debt .69

Tax Levy Collected 95.22

Tax Levy Cancelled, Abated

or Adjusted .21

EXPENDITURES		REVENUES-REALIZED		1993 PROPERTY TAX	
GENERAL GOVERNMENT				STATE EQUALIZED TAX RATE	
Governing Body & Public Boards		1993 Property Taxes Collected	10,780,324.33	Local District School Taxes	3,760,313.00
Municipal Clerk		1993 Payments in Lieu of Taxes		Regional & Consolidated School Tax	2,317,982.67
Financial Administration	83,531.40	Delinquent Tax & Lien Collections	445,220.05	School Taxes in Municipal Budget	
Assessment of Taxes	61,988.84	Business Personalty Replacement Taxes	28,736.00	County Taxes	3,057,031.22
Collection of Taxes	76,788.00	Taxes From Public Utilities	840,395.00	County Library Taxes	
Planning, Housing & Development	56,706.59	Other Miscellaneous Tax Revenues		Local Municipal Purpose Taxes	2,140,480.42
Human Resources	71,985.14	State Aid Revenues	580,209.93	Veteran & Senior Citizen Taxes	95,700.00
Elections	7,870.78	Federal Aid Revenues		Total Taxes for Rate Computation	11,371,507.11
General Administration (other)	481,130.58			Special District Taxes	
JUDICIARY		Sale of Acquired Property		Bank Corp. Taxes	
Municipal Courts	71,773.94	Other Miscellaneous Revenues	503,610.65	Added and Omitted Taxes	43,944.79
PUBLIC SAFETY				Total Taxes Levied - ABSTRACT	11,319,751.90
Fire Protection	117,270.29	Prior Years Surplus Appropriated	900,000.00	Total Taxes Billed	11,322,082.88
Police Protection	1,020,931.15	REVENUES	14,078,495.96	1993 TAXES COLLECTED	10,780,324.33
Civil Defense & Disaster Control	2,500.00	Reserve For Uncollected Taxes	597,549.94	1993 Taxes Cancelled, Abated or Adjusted	24,044.55
Environmental Inspection & Control	133,065.21			Transfer to Tax Title Liens or Foreclosed	8,598.76
Other Public Safety		CAPITAL OUTLAY	308,718.41	Balance Outstanding Dec. 31, 1993	509,115.24
PUBLIC WORKS				PRIOR YEARS TAXES OUTSTANDING	
Streets and Drainage	308,143.45	Public Enterprises		Balance January 1, 1993	468,546.23
Sewers and Sewage Processing	507,960.94	Recreation-Culture		Collected in 1993	445,004.31
Garbage and Trash Disposal	189,693.24	Public Works	2,625.92	Cancelled, Abated or Adjusted 1993	89.69
Public Buildings and Grounds	145,766.08	Buildings and Grounds	306,092.49	Transfers to Tax Title Liens or Foreclosed	
Other Public Works	40,000.00	Library and Education		Balance December 31, 1993	3,452.23
HEALTH and WELFARE		Conservation		TAX TITLE LIENS OUTSTANDING	
Health Services Except Environmental	1,669.50	All Other		Balance January 1, 1993	22,454.17
Welfare-Public Assistance	19,581.95			Transfer From Taxes	8,598.76
Hospital, Clinics, First Aid		CAPITAL DEBT AUTHORIZED, DECEMBER 31, 1993		Redeemed In 1993	215.74
Animal, Insect, & Radent Control	8,170.64	ISSUED AND UNISSUED	GROSS DEBT	Cancelled, Abated or Adjusted (1993)	
Other Welfare Services		School	4,089,222	Transfer to Foreclosed Property	
RECREATION and CONSERVATION		Self-Liquidating	2,718,903	Balance December 31, 1993	30,837.19
Beaches and Boardwalks		Other	6,808,126	PROPERTY ACQUIRED BY DEED OR	
Parks, Playgrounds, Shade Trees	29,105.00			FORECLOSURE	
Land Reclamation & Conservation	10,574.81	ISSUED AND OUTSTANDING	4,089,222.32	Balance January 1, 1993	82,986.00
Other Recreational Services	9,226.93	School	1,808,510.75	Transfers From Taxes or Liens	
EDUCATION (excluding schools)		Self-Liquidating	5,897,733.07	Sale For Cash (1993)	
Libraries	140,012.01	Other		Cancelled, Abated or Adjusted (1993)	
Other Educational Services		Total		Balance December 31, 1993	82,986.00
STATUTORY EXPENDITURES		EQUALIZED VALUATION BASIS	374,058,400	CURRENT FINANCES DECEMBER 31, 1993	
Pensions & F. I. C. A.	245,900.00	FOR NET DEBT COMPUTATION		ASSETS	
Employee Fringe Benefits	352,315.54	REAL PROPERTY VALUATIONS		Cash Dec. 31, 1993	3,248,742.34
Other Statutory Expenditures	10,000.00	Code Class # of Parcels % VALN	ASSESSED VALUATION	Taxes Receivable	512,567.47
CETA And Other Public Employment Programs		1 Vacant Land 541 3.59	6,071,460.00	Tax Title Liens	30,837.19
MUNICIPAL FUNCTIONS	4,203,662.01	2 Residential 3143 84.13	142,251,850.00	Foreclosed Property	82,986.00
CAPITAL IMPROVEMENTS	*MEMO* 77,700.00	3 Farm 238 2.25	3,814,060.00	Emergencies & Other Deferred Charges	15,981.31
DEBT SERVICE		4a Commercial 125 9.17	15,496,650.00	State and Federal Aid Receivable	
Principal Payments	383,124.08	4b Industrial 5 .30	514,000.00	Other Receivables	28,414.87
Interest Payments	84,455.52	4c Apartments 3 .55	932,300.00	Total	3,919,529.18
		Total 4055	169,080,320.00	LIABILITIES, RESERVES, AND SURPLUS	
DEFERRED CHARGES	19,260.16	Land Area 36.11 Sq. Miles		Cash Liabilities	2,515,057.97
SCHOOL, COUNTY, SPECIAL DISTRICT TAXES	9,135,326.69	Net Valuation Taxable-Municipal	170,441,833	Reserves for Receivables	654,805.53
RESERVE FOR UNCOLLECTED TAXES	597,549.94	Net Valuation Taxable-County	385,257,759	Surplus Dec. 31, 1993	749,665.68
EXPENDITURES	14,423,378.40	State Equalized Valuation	387,213,453	Total	3,919,529.18
TOTAL		State Equalization Ratio	43.82		

1614

Population 1990 47,025
 Population 1993 49,689
 S & P Rating AA
 Moody Rating AA1

General Tax Rate Per \$100 2.19
 State Equalized Tax Rate 2.13

WAYNE TOWNSHIP - PASSAIC COUNTY
 Form of Government:
Mayor-Council Plan F (OMCL 50)
 Number of Members on Governing Body - 9

PER CAPITA:
 Gross Debt 1,632.97
 Net Debt 683.52
 Debt Service 104.58
 Total Tax Levy 2,124.38
 Municipal Expenditures 813.87

PER CENT:
 Gross Debt 1.71
 Net Debt .70
 Tax Levy Collected 97.35
 Tax Levy Cancelled, Abated or Adjusted .40

EXPENDITURES		REVENUES-REALIZED		1993 PROPERTY TAX	
GENERAL GOVERNMENT				STATE EQUALIZED TAX RATE 1.01	
Governing Body & Public Boards	69,188.00	1993 Property Taxes Collected	102,907,063.00	Local District School Taxes	49,978,733.50
Municipal Clerk	308,199.00	1993 Payments in Lieu of Taxes		Regional & Consolidated School Tax	
Financial Administration	381,094.00	Delinquent Tax & Lien Collections	2,633,666.00	School Taxes in Municipal Budget	
Assessment of Taxes	655,043.00	Business Personalty Replacement Taxes	862,875.00	County Taxes	25,428,486.13
Collection of Taxes	214,799.00	Taxes From Public Utilities	3,392,050.00	County Library Taxes	
Planning, Housing & Development	275,692.00	Other Miscellaneous Tax Revenues		Local Municipal Purpose Taxes	29,567,398.00
Human Resources	284,783.00	State Aid Revenues	2,321,069.00	Veteran & Senior Citizen Taxes	302,650.00
Elections		Federal Aid Revenues		Total Taxes for Rate Computation	105,277,267.63
General Administration (other)	3,522,468.00			Special District Taxes	
JUDICIARY				Bank Corp. Taxes	
Municipal Courts	371,001.00	Sale of Acquired Property	300.00	Added and Omitted Taxes	583,944.00
PUBLIC SAFETY		Other Miscellaneous Revenues	6,014,425.00	Total Taxes Levied - ABSTRACT	105,558,561.63
Fire Protection	565,843.00			Total Taxes Billed	105,707,807.00
Police Protection	7,535,289.00	Prior Years Surplus Appropriated	1,000.00	1993 TAXES COLLECTED	102,907,063.00
Civil Defense & Disaster Control	16,576.00	REVENUES TOTAL	116,132,448.00	1993 Taxes Cancelled, Abated or Adjusted	422,113.00
Environmental Inspection & Control	447,000.00	Reserve For Uncollected Taxes	6,158,908.00	Transfer to Tax Title Liens or Foreclosed	25,411.00
Other Public Safety		CAPITAL OUTLAY TOTAL	13,586,069.00	Balance Outstanding Dec. 31, 1993	2,353,220.00
PUBLIC WORKS				PRIOR YEARS TAXES OUTSTANDING	
Streets and Drainage	2,644,782.00	Public Enterprises		Balance January 1, 1993	3,503,681.00
Sewers and Sewage Processing		Recreation-Culture	6,523,634.00	Collected in 1993	2,591,971.00
Garbage and Trash Disposal	2,921,000.00	Public Works	1,784,283.00	Cancelled, Abated or Adjusted 1993	183,647.00
Public Buildings and Grounds	464,132.00	Buildings and Grounds	5,197,022.00	Transfers to Tax Title Liens or Foreclosed	18,991.00
Other Public Works	94,000.00	Library and Education	81,130.00	Balance December 31, 1993	709,072.00
HEALTH and WELFARE		Conservation		TAX TITLE LIENS OUTSTANDING	
Health Services Except Environmental	522,136.00	All Other		Balance January 1, 1993	36,927.00
Welfare-Public Assistance	53,112.00			Transfer From Taxes	46,770.00
Hospital, Clinics, First Aid		CAPITAL DEBT AUTHORIZED, DECEMBER 31, 1993		Redeemed In 1993	41,695.00
Animal, Insect, & Rodent Control	90,000.00	ISSUED AND UNISSUED		Cancelled, Abated or Adjusted (1993)	
Other Welfare Services		GROSS DEBT		Transfer to Foreclosed Property	1,593.00
RECREATION and CONSERVATION		School	11,011,257	Balance December 31, 1993	40,409.00
Beaches and Boardwalks		Self-Liquidating	38,170,833	PROPERTY ACQUIRED BY DEED OR FORECLOSURE	
Parks, Playgrounds, Shade Trees	943,246.00	Other	34,443,006	Balance January 1, 1993	1,095,863.00
Land Reclamation & Conservation	1,212,027.00	Total	83,625,096	Transfers From Taxes or Liens	1,593.00
Other Recreational Services	370,310.00			Sale For Cash (1993)	300.00
EDUCATION (excluding schools)		ISSUED AND OUTSTANDING		Cancelled, Abated or Adjusted (1993)	
Libraries	1,774,123.00	School	10,137,377.00	Balance December 31, 1993	1,097,156.00
Other Educational Services	30,472.00	Self-Liquidating	35,276,695.00	CURRENT FINANCES DECEMBER 31, 1993	
STATUTORY EXPENDITURES		Other	32,145,000.00	ASSETS	
Pensions & F. I. C. A.	1,672,194.00	Total	77,559,072.00	Cash Dec. 31, 1993	9,466,663.00
Employee Fringe Benefits	3,297,886.00	EQUALIZED VALUATION BASIS		Taxes Receivable	3,062,292.00
Other Statutory Expenditures		FOR NET DEBT COMPUTATION	4,883,911,160	Tax Title Liens	40,409.00
CETA And Other Public Employment Programs		REAL PROPERTY VALUATIONS		Foreclosed Property	1,097,156.00
MUNICIPAL FUNCTIONS TOTAL	30,736,392.00	Code Class # of Parcels % VAL'N	ASSESSED VALUATION	Emergencies & Other Deferred Charges	416,500.00
CAPITAL IMPROVEMENTS *MEMO*	199,441.00	1 Vacant Land 1376 3.81	181,936,700.00	State and Federal Aid Receivable	9,040.00
DEBT SERVICE		2 Residential 14714 62.99	3,007,605,300.00	Other Receivables	27,844.00
Principal Payments	3,455,691.00	3 Farm 29 .05	2,294,700.00	Total	14,119,904.00
Interest Payments	1,740,639.00	4a Commercial 502 26.27	1,254,123,200.00	LIABILITIES, RESERVES, AND SURPLUS	
		4b Industrial 91 4.98	237,698,800.00	Cash Liabilities	4,844,016.00
		4c Apartments 9 1.91	90,988,100.00	Reserves for Receivables	4,227,701.00
		Total 16721	4,774,646,800.00	Surplus Dec. 31, 1993	5,043,187.00
DEFERRED CHARGES	348,890.00	Land Area 24.89 Sq. Miles		Total	14,119,904.00
SCHOOL, COUNTY, SPECIAL DISTRICT TAXES	75,407,219.63	Net Valuation Taxable-Municipal	4,800,176,334		
RESERVE FOR UNCOLLECTED TAXES	4,158,908.00	Net Valuation Taxable-County	4,860,758,174		
EXPENDITURES TOTAL	115,847,739.63	State Equalized Valuation	4,923,607,959		
		State Equalization Ratio	97.48		

0911

Population 1990 12,385
 Population 1993 12,222
 S & P Rating
 Moody Rating BAA

General Tax Rate Per \$100.

1.93

State Equalized Tax Rate

2.21

WEEHAWKEN TOWNSHIP - HUDSON CO.

Form of Government:

Council-Manager Plan C (OMCL 50)

Number of Members on Governing Body - 7

PER CAPITA

Gross Debt 1,466.00
 Net Debt 1,367.81
 Debt Service 114.26
 Total Tax Levy 1,529.36
 Municipal Expenditures 1,017.70

PER CENT:

Gross Debt 1.98
 Net Debt 1.35
 Tax Levy Collected 95.14
 Tax Levy Cancelled, Abated or Adjusted

EXPENDITURES		REVENUES-REALIZED		1993 PROPERTY TAX	
GENERAL GOVERNMENT		1993 Property Taxes Collected		STATE EQUALIZED TAX RATE	
Governing Body & Public Boards	44,700.00	1993 Payments in Lieu of Taxes		Local District School Taxes .81	
Municipal Clerk	74,073.16	Delinquent Tax & Lien Collections		Regional & Consolidated School Tax	
Financial Administration	201,735.20	Business Personalty Replacement Taxes		School Taxes in Municipal Budget	
Assessment of Taxes	57,528.52	Taxes From Public Utilities		County Taxes .69	
Collection of Taxes	84,135.00	Other Miscellaneous Tax Revenues		County Library Taxes	
Planning, Housing & Development	28,752.00	State Aid Revenues		Local Municipal Purpose Taxes .70	
Human Resources	287,898.43	Federal Aid Revenues		Veteran & Senior Citizen Taxes	
Elections	7,000.00	Sale of Acquired Property		Total Taxes for Rate Computation 2.20	
General Administration (other)	1,369,214.28	Other Miscellaneous Revenues		Special District Taxes	
JUDICIARY		Prior Years Surplus Appropriated		Bank Corp. Taxes	
Municipal Courts	257,655.00	REVENUES TOTAL		Added and Omitted Taxes	
PUBLIC SAFETY		Reserve For Uncollected Taxes		Total Taxes Levied - ABSTRACT	
Fire Protection	3,185,194.91	CAPITAL OUTLAY TOTAL		Total Taxes Billed	
Police Protection	2,154,599.28	Public Enterprises		1993 TAXES COLLECTED	
Civil Defense & Disaster Control		Recreation-Culture		1993 Taxes Cancelled, Abated or Adjusted	
Environmental Inspection & Control	141,806.13	Public Works		Transfer to Tax Title Liens or Foreclosed	
Other Public Safety		Buildings and Grounds		Balance Outstanding Dec. 31, 1993	
PUBLIC WORKS		Library and Education		PRIOR YEARS TAXES OUTSTANDING	
Streets and Drainage	554,041.51	Conservation		Balance January 1, 1993	
Sewers and Sewage Processing		All Other		Collected in 1993	
Garbage and Trash Disposal		CAPITAL DEBT AUTHORIZED, DECEMBER 31, 1993		Cancelled, Abated or Adjusted 1993	
Public Buildings and Grounds	101,997.81	ISSUED AND UNISSUED		Transfers to Tax Title Liens or Foreclosed	
Other Public Works	45,000.00	SCHOOL		Balance December 31, 1993	
HEALTH and WELFARE		Self-Liquidating		TAX TITLE LIENS OUTSTANDING	
Health Services Except Environmental	156,491.14	Other		Balance January 1, 1993	
Welfare-Public Assistance	43,927.00	Total		Transfer From Taxes	
Hospital, Clinics, First Aid		GROSS DEBT		Redeemed in 1993	
Animal, Insect, & Rodent Control		NET DEBT		Cancelled, Abated or Adjusted (1993)	
Other Welfare Services		SCHOOL		Transfer to Foreclosed Property	
RECREATION and CONSERVATION		Self-Liquidating		Balance December 31, 1993	
Beaches and Boardwalks	132,497.11	Other		PROPERTY ACQUIRED BY DEED OR	
Parks, Playgrounds, Shade Trees	11,783.74	Total		FORECLOSURE	
Land Reclamation & Conservation	174,629.84	ISSUED AND OUTSTANDING		Balance January 1, 1993	
Other Recreational Services		SCHOOL		Transfers From Taxes or Liens	
EDUCATION (excluding schools)		Self-Liquidating		Sale For Cash (1993)	
Libraries	273,800.00	Other		Cancelled, Abated or Adjusted (1993)	
Other Educational Services	15,500.00	Total		Balance December 31, 1993	
STATUTORY EXPENDITURES		EQUALIZED VALUATION BASIS		CURRENT FINANCES DECEMBER 31, 1993	
Pensions & F. I. C. A.	536,881.49	FOR NET DEBT COMPUTATION		ASSETS	
Employee Fringe Benefits	584,625.00	REAL PROPERTY VALUATIONS		Cosh Dec. 31, 1993	
Other Statutory Expenditures		Code Class # of Parcels % VAL'N		Taxes Receivable	
CETA And Other Public Employment Programs		1 Vacant Land 266 7.09		Tax Title Liens	
MUNICIPAL FUNCTIONS TOTAL	10,525,466.55	2 Residential 2313 45.35		Foreclosed Property	
CAPITAL IMPROVEMENTS *ME40*		3 Farm		Emergencies & Other Deferred Charges	
DEBT SERVICE		4a Commercial 72 34.23		State and Federal Aid Receivable	
Principal Payments	489,000.00	4b Industrial 31 6.73		Other Receivables	
Interest Payments	907,459.63	4c Apartments 124 6.60		Total	
DEFERRED CHARGES	166,378.00	Total 2806		LIABILITIES, RESERVES, AND SURPLUS	
SCHOOL, COUNTY, SPECIAL DISTRICT TAXES	12,722,816.08	Land Area .78 Sq. Miles		Cosh Liabilities	
RESERVE FOR UNCOLLECTED TAXES	350,000.00	Net Valuation Taxable-Municipal		Reserves for Receivables	
EXPENDITURES TOTAL	25,161,119.26	Net Valuation Taxable-County		Surplus Dec. 31, 1993	
		State Equalized Valuation		Total	
		State Equalization Ratio			

0819

Population 1990 2,331
 Population 1993 2,386
 S & P Rating
 Moody Rating A

General Tax Rate Per \$100. 2.34
 State Equalized Tax Rate 2.35

WENONAH BOROUGH - GLOUCESTER CO.

Form of Government:
 Borough Council

Number of Members on Governing Body - 6

PER CAPITA:
 Gross Debt 676.04
 Net Debt 149.41
 Debt Service 25.30
 Total Tax Levy 1,251.70
 Municipal Expenditures 519.84

PER CENT:
 Gross Debt 1.32
 Net Debt .29
 Tax Levy Collected 98.21
 Tax Levy Cancelled, Abated or Adjusted .55

EXPENDITURES		REVENUES-REALIZED		1993 PROPERTY TAX	
GENERAL GOVERNMENT				STATE EQUALIZED TAX RATE	
Governing Body & Public Boords		1993 Property Taxes Collected	2,940,027.86	Local District School Taxes	.62 789,737.00
Municipal Clerk	22,657.21	1993 Payments in Lieu of Taxes		Regional & Consolidated School Tax	.58 738,737.81
Financial Administration	18,000.00	Delinquent Tax & Lien Collections	53,590.19	School Taxes in Municipal Budget	
Assessment of Taxes	9,784.00	Business Personally Replacement Taxes	3,976.40	County Taxes	.59 751,829.13
Collection of Taxes	30,635.23	Taxes From Public Utilities	107,023.00	County Library Taxes	
Planning, Housing & Development	2,695.00	Other Miscellaneous Tax Revenues		Local Municipal Purpose Taxes	.54 687,857.57
Human Resources	17,640.50	State Aid Revenues	283,437.24	Veteran & Senior Citizen Taxes	
Elections	1,029.36	Federal Aid Revenues		Total Taxes for Rate Computation	2.33 2,983,061.56
General Administration (other)	95,332.13			Special District Taxes	
JUDICIARY		Sale of Acquired Property		Bank Corp. Taxes	
Municipal Courts	23,541.31	Other Miscellaneous Revenues	141,411.21	Added and Omitted Taxes	18,405.06
PUBLIC SAFETY			3,529,465.90	Total Taxes Levied - ABSTRACT	2,986,566.62
Fire Protection	34,602.26	Prior Years Surplus Appropriated	76,000.00	Total Taxes Billed	2,993,672.64
Police Protection	273,374.36	REVENUES TOTAL	3,605,465.90	1993 TAXES COLLECTED	2,940,027.86
Civil Defense & Disaster Control	409.88	Reserve For Uncollected Taxes	72,193.94	1993 Taxes Cancelled, Abated or Adjusted	16,475.94
Environmental Inspection & Control	12,975.00			Transfer to Tax Title Liens or Foreclosed	
Other Public Safety		CAPITAL OUTLAY TOTAL	14,196.90	Balance Outstanding Dec. 31, 1993	37,168.84
PUBLIC WORKS				PRIOR YEARS TAXES OUTSTANDING	
Streets and Drainage	279,344.52	Public Enterprises		Balance January 1, 1993	52,036.03
Sewers and Sewage Processing		Recreation-Culture		Collected in 1993	47,975.81
Garbage and Trash Disposal	83,700.00	Public Works	13,151.50	Cancelled, Abated or Adjusted 1993	
Public Buildings and Grounds	31,355.00	Buildings and Grounds	1,045.40	Transfers to Tax Title Liens or Foreclosed	
Other Public Works		Library and Education		Balance December 31, 1993	4,060.22
HEALTH and WELFARE		Conservation		TAX TITLE LIENS OUTSTANDING	
Health Services Except Environmental	721.50	All Other		Balance January 1, 1993	5,614.38
Welfare-Public Assistance	581.03			Transfer From Taxes	
Hospital, Clinics, First Aid		CAPITAL DEBT AUTHORIZED, DECEMBER 31, 1993		Redeemed In 1993	5,614.38
Animal, Insect, & Rodent Control		ISSUED AND UNISSUED		Cancelled, Abated or Adjusted (1993)	
Other Welfare Services		School	69,032	Transfer to Foreclosed Property	
RECREATION and CONSERVATION		Self-Liquidating	1,187,500	Balance December 31, 1993	
Beaches and Boardwalks		Other	356,500	PROPERTY ACQUIRED BY DEED OR FORECLOSURE	
Parks, Playgrounds, Shade Trees	4,850.00	Total	1,613,032	Balance January 1, 1993	
Land Reclamation & Conservation	11,350.90			Transfers From Taxes or Liens	
Other Recreational Services	200.00	ISSUED AND OUTSTANDING		Sale For Cash (1993)	
EDUCATION (excluding schools)		School	69,032.63	Cancelled, Abated or Adjusted (1993)	
Libraries		Self-Liquidating	1,187,000.00	Balance December 31, 1993	
Other Educational Services	32,049.62	Other	256,500.00	CURRENT FINANCES DECEMBER 31, 1993	
STATUTORY EXPENDITURES		Total	1,512,532.63	ASSETS	
Pensions & F. I. C. A.	42,134.00	EQUALIZED VALUATION BASIS FOR NET DEBT COMPUTATION	122,134,656	Cash Dec. 31, 1993	538,080.13
Employee Fringe Benefits	55,813.00	REAL PROPERTY VALUATIONS		Taxes Receivable	41,229.06
Other Statutory Expenditures		Code Class # of Parcels % VALN	ASSESSED VALUATION	Tax Title Liens	
CETA And Other Public Employment Programs		1 Vacant Land 124 3.24	4,101,800.00	Foreclosed Property	
MUNICIPAL FUNCTIONS		2 Residential 786 94.52	119,807,000.00	Emergencies & Other Deferred Charges	15,606.03
CAPITAL IMPROVEMENTS	1,084,775.81	3 Farm		State and Federal Aid Receivable	
DEBT SERVICE		4a Commercial 12 1.96	2,480,200.00	Other Receivables	150,415.21
Principal Payments	48,500.00	4b Industrial		Total	745,330.43
Interest Payments	11,876.28	4c Apartments 1 .19	235,300.00	LIABILITIES, RESERVES, AND SURPLUS	
		Total 923	126,624,300.00	Cash Liabilities	271,658.13
DEFERRED CHARGES	22,985.46	Land Area .99 Sq. Miles		Reserves for Receivables	191,644.27
SCHOOL, COUNTY, SPECIAL DISTRICT TAXES	2,230,303.99	Net Valuation Taxable-Municipal	127,148,137	Surplus Dec. 31, 1993	232,029.03
RESERVE FOR UNCOLLECTED TAXES	72,193.94	Net Valuation Taxable-County	122,426,073	Total	745,330.43
EXPENDITURES TOTAL	3,520,635.48	State Equalized Valuation	126,631,147		
		State Equalization Ratio	100.41		

1026

Population 1990 2,251
 Population 1993 2,041
 S & P Rating
 Moody Rating

General Tax Rate Per \$100. 1.68
 State Equalized Tax Rate 1.66

WEST AMWELL TWP. - HUNTERDON CO.
Form of Government:
Township Committee
Number of Members on Governing Body - 3

PER CAPITA
 Gross Debt 251.25
 Net Debt
 Debt Service
 Total Tax Levy 1,647.54
 Municipal Expenditures 1,157.51

PER CENT.
 Gross Debt .26
 Net Debt
 Tax Levy Collected 93.29
 Tax Levy Cancelled, Abated or Adjusted .12

EXPENDITURES		REVENUES-REALIZED		1993 PROPERTY TAX	
GENERAL GOVERNMENT				STATE EQUALIZED TAX RATE	
Governing Body & Public Boards		1993 Property Taxes Collected	3,141,861.20	Local District School Taxes .65	1,296,591.00
Municipal Clerk		1993 Payments in Lieu of Taxes		Regional & Consolidated School Tax .69	1,360,668.85
Financial Administration	37,875.00	Delinquent Tax & Lien Collections	215,373.43	School Taxes in Municipal Budget	
Assessment of Taxes	30,948.00	Business Personalty Replacement Taxes	30,141.96	County Taxes .30	590,494.42
Collection of Taxes	29,746.00	Taxes From Public Utilities	113,073.00	County Library Taxes .03	51,405.51
Planning, Housing & Development	29,664.00	Other Miscellaneous Tax Revenues	971,756.89	Local Municipal Purpose Taxes	
Human Resources	38,630.94	State Aid Revenues	83,968.94	Veteran & Senior Citizen Taxes	24,150.00
Elections		Federal Aid Revenues		Total Taxes for Rate Computation 1.67	3,323,309.78
General Administration (other)	337,760.41			Special District Taxes	
JUDICIARY		Sale of Acquired Property		Bank Corp. Taxes	
Municipal Courts	44,545.00	Other Miscellaneous Revenues	363,479.40	Added and Omitted Taxes	63,470.33
PUBLIC SAFETY		Total	4,919,651.82	Total Taxes Levied - ABSTRACT	3,362,630.11
Fire Protection	658,128.30	Prior Years Surplus Appropriated	950,000.00	Total Taxes Billed	3,367,768.22
Police Protection	292,900.00	REVENUES TOTAL	5,869,651.82	1993 TAXES COLLECTED	3,141,861.20
Civil Defense & Disaster Control	1,000.00	Reserve For Uncollected Taxes	255,200.00	1993 Taxes Cancelled, Abated or Adjusted	3,952.60
Environmental Inspection & Control	26,930.00	CAPITAL OUTLAY TOTAL	126,240.03	Transfer to Tax Title Liens or Foreclosed	16,433.63
Other Public Safety				Balance Outstanding Dec. 31, 1993	207,520.79
PUBLIC WORKS		Public Enterprises		PRIOR YEARS TAXES OUTSTANDING	
Streets and Drainage	289,500.00	Recreation-Culture		Balance January 1, 1993	223,429.57
Sewers and Sewage Processing	1,100.00	Public Works	117,083.94	Collected in 1993	206,775.82
Garbage and Trash Disposal	97,000.00	Buildings and Grounds	9,156.09	Cancelled, Abated or Adjusted 1993	5,097.60
Public Buildings and Grounds	54,060.00	Library and Education		Transfers to Tax Title Liens or Foreclosed	38.88
Other Public Works		Conservation		Balance December 31, 1993	11,517.27
HEALTH and WELFARE		All Other		TAX TITLE LIENS OUTSTANDING	
Health Services Except Environmental	3,425.00			Balance January 1, 1993	39,445.02
Welfare-Public Assistance	2,771.00	CAPITAL DEBT AUTHORIZED, DECEMBER 31, 1993		Transfer From Taxes	16,489.48
Hospital, Clinics, First Aid		ISSUED AND UNISSUED GROSS DEBT		Redeemed In 1993	8,597.61
Animal, Insect, & Rodent Control	4,000.00	School	512,804	Cancelled, Abated or Adjusted (1993)	
Other Welfare Services		Self-Liquidating		Transfer to Foreclosed Property	
RECREATION and CONSERVATION		Other		Balance December 31, 1993	45,336.89
Beaches and Boardwalks		Total	512,804	PROPERTY ACQUIRED BY DEED OR FORECLOSURE	
Parks, Playgrounds, Shade Trees	3,300.00	ISSUED AND OUTSTANDING		Balance January 1, 1993	16,659.00
Land Reclamation & Conservation	2,400.00	School	512,804.82	Transfers From Taxes or Liens	
Other Recreational Services		Self-Liquidating		Sale For Cash (1993)	
EDUCATION (excluding schools)		Other		Cancelled, Abated or Adjusted (1993)	
Libraries		Total	512,804.82	Balance December 31, 1993	16,659.00
Other Educational Services	100.00	EQUALIZED VALUATION BASIS FOR NET DEBT COMPUTATION	197,718,590	CURRENT FINANCES DECEMBER 31, 1993	
STATUTORY EXPENDITURES		REAL PROPERTY VALUATIONS		ASSETS	
Pensions & F. I. C. A.	54,781.00	Code Class # of Parcels % VAL'N	ASSESSED VALUATION	Cash Dec. 31, 1993	1,345,318.49
Employee Fringe Benefits	66,719.00	1 Vacant Land 244 5.98	11,661,000.00	Taxes Receivable	219,038.06
Other Statutory Expenditures		2 Residential 684 63.53	123,905,500.00	Tax Title Liens	45,336.89
CETA And Other Public Employment Programs		3 Farm 362 17.66	34,463,548.00	Foreclosed Property	16,659.00
MUNICIPAL FUNCTIONS		4a Commercial 36 6.61	12,835,000.00	Emergencies & Other Deferred Charges	
CAPITAL IMPROVEMENTS		4b Industrial 9 5.81	11,338,200.00	State and Federal Aid Receivable	7,774.83
DEBT SERVICE		4c Apartments 3 .41	794,300.00	Other Receivables	42,591.09
Principal Payments		Total 1338	195,067,548.00	Total	1,676,718.36
Interest Payments		Land Area 21.60 Sq. Miles		LIABILITIES, RESERVES, AND SURPLUS	
DEFERRED CHARGES		Net Valuation Taxable-Municipal	196,684,396	Cash Liabilities	284,458.10
SCHOOL, COUNTY, SPECIAL DISTRICT TAXES	3,299,159.78	Net Valuation Taxable-County	195,730,403	Reserves for Receivables	323,625.04
RESERVE FOR UNCOLLECTED TAXES	255,200.00	State Equalized Valuation	198,455,766	Surplus Dec. 31, 1993	1,068,635.22
EXPENDITURES TOTAL	5,661,643.43	State Equalization Ratio	99.10	Total	1,676,718.36

0721

Population 1990 10,422
 Population 1993 10,631
 S & P Rating
 Moody Rating A1

General Tax Rate Per \$100. 2.33
 State Equalized Tax Rate 2.47

WEST CALDWELL TOWNSHIP - ESSEX CO.

Form of Government:

Borough Council

Number of Members on Governing Body - 6

PER CAPITA:

Gross Debt 861.28
 Net Debt 582.53
 Debt Service 74.38
 Total Tax Levy 2,538.52
 Municipal Expenditures 1,001.08

PER CENT:

Gross Debt .92
 Net Debt .55
 Tax Levy Collected 97.11
 Tax Levy Cancelled, Abated or Adjusted .59

EXPENDITURES		REVENUES-REALIZED		1993 PROPERTY TAX	
GENERAL GOVERNMENT		1993 Property Taxes Collected		STATE EQUALIZED TAX RATE 1.20	
Governing Body & Public Boards		1993 Payments in Lieu of Taxes	550.00	Local District School Taxes	13,204,224.03
Municipal Clerk		Delinquent Tax & Lien Collections	507,269.85	Regional & Consolidated School Tax	
Financial Administration	167,065.00	Business Personally Replacement Taxes	242,310.56	School Taxes in Municipal Budget	
Assessment of Taxes	163,560.00	Taxes From Public Utilities	1,125,050.00	County Taxes	7,603,848.83
Collection of Taxes	72,495.00	Other Miscellaneous Tax Revenues		County Library Taxes	
Planning, Housing & Development	59,255.00	State Aid Revenues	521,977.40	Local Municipal Purpose Taxes	6,164,470.83
Human Resources	69,505.00	Federal Aid Revenues		Veteran & Senior Citizen Taxes	61,950.00
Elections	5,205.00			Total Taxes for Rate Computation	27,034,493.69
General Administration (other)	948,700.00			Special District Taxes	
JUDICIARY				Bank Corp. Taxes	
Municipal Courts	159,620.00			Added and Omitted Taxes	14,409.66
PUBLIC SAFETY				Total Taxes Levied - ABSTRACT	26,986,953.35
Fire Protection	129,610.00	Sale of Acquired Property	1,505,485.73	Total Taxes Billed	27,084,165.59
Police Protection	1,818,811.00	Other Miscellaneous Revenues	30,203,922.59	1993 TAXES COLLECTED	26,301,279.05
Civil Defense & Disaster Control	6,350.00	Prior Years Surplus Appropriated	1,349,000.00	1993 Taxes Cancelled, Abated or Adjusted	159,441.81
Environmental Inspection & Control	106,730.00	REVENUES TOTAL	31,552,922.59	Transfer to Tax Title Liens or Foreclosed	3,154.82
Other Public Safety		Reserve For Uncollected Taxes	1,207,507.81	Balance Outstanding Dec. 31, 1993	620,289.91
PUBLIC WORKS		CAPITAL OUTLAY TOTAL	1,015,325.69	PRIOR YEARS TAXES OUTSTANDING	
Streets and Drainage	542,500.00			Balance January 1, 1993	516,573.89
Sewers and Sewage Processing	1,420,750.00	Public Enterprises	237,216.77	Collected in 1993	476,197.85
Gorbage and Trash Disposal	720,130.00	Recreation-Culture	32,126.48	Cancelled, Abated or Adjusted 1993	28,449.15
Public Buildings and Grounds	132,950.00	Public Works	411,283.52	Transfers to Tax Title Liens or Foreclosed	
Other Public Works	33,000.00	Buildings and Grounds	334,698.92	Balance December 31, 1993	11,926.89
HEALTH and WELFARE		Library and Education		TAX TITLE LIENS OUTSTANDING	
Health Services Except Environmental	108,820.00	Conservation		Balance January 1, 1993	89,184.98
Welfare-Public Assistance	23,980.00	All Other		Transfer From Taxes	3,154.82
Hospital, Clinics, First Aid				Redeemed In 1993	31,072.00
Animal, Insect, & Rodent Control	8,350.00			Cancelled, Abated or Adjusted (1993)	
Other Welfare Services				Transfer to Foreclosed Property	
RECREATION and CONSERVATION				Balance December 31, 1993	61,267.80
Beaches and Boardwalks				PROPERTY ACQUIRED BY DEED OR	
Parks, Playgrounds, Shade Trees	388,090.00			FORECLOSURE	
Land Reclamation & Conservation	12,461.00			Balance January 1, 1993	16,600.00
Other Recreational Services	15,200.00			Transfers From Taxes or Liens	
EDUCATION (excluding schools)				Sale For Cash (1993)	
Libraries	536,960.00			Cancelled, Abated or Adjusted (1993)	
Other Educational Services				Balance December 31, 1993	16,600.00
STATUTORY EXPENDITURES				CURRENT FINANCES DECEMBER 31, 1993	
Pensions & F. I. C. A.	448,750.00			ASSETS	
Employee Fringe Benefits	511,100.00			Cash Dec. 31, 1993	2,923,709.45
Other Statutory Expenditures				Taxes Receivable	632,216.80
CETA And Other Public Employment Programs				Tax Title Liens	61,267.80
MUNICIPAL FUNCTIONS				Foreclosed Property	16,600.00
CAPITAL IMPROVEMENTS	70,000.00			Emergencies & Other Deferred Charges	
DEBT SERVICE				State and Federal Aid Receivable	4,605.94
Principal Payments	538,000.00			Other Receivables	46,563.67
Interest Payments	252,779.65			Total	3,689,963.66
DEFERRED CHARGES	34,228.30			LIABILITIES, RESERVES, AND SURPLUS	
SCHOOL, COUNTY, SPECIAL DISTRICT TAXES	20,803,072.86			Cash Liabilities	1,351,878.41
RESERVE FOR UNCOLLECTED TAXES	1,207,507.81			Reserves for Receivables	756,648.27
EXPENDITURES TOTAL	31,450,535.62			Surplus Dec. 31, 1993	1,581,436.98
				Total	3,689,963.66

0512

Population 1990 1,026
 Population 1993 1,062
 S & P Rating
 Moody Rating

General Tax Rate Per \$100. 1.81
 State Equalized Tax Rate 1.60

WEST CAPE MAY BORO. - CAPE MAY CO.
Form of Government:
Commission (1911)
Number of Members on Governing Body - 3

PER CAPITA
 Gross Debt 396.00
 Net Debt 749.36
 Debt Service 11.84
 Total Tax Levy 1,621.42
 Municipal Expenditures 1,072.33

PER CENT:
 Gross Debt .94
 Net Debt .79
 Tax Levy Collected 83.46
 Tax Levy Cancelled, Abated or Adjusted

EXPENDITURES		REVENUES-REALIZED		1993 PROPERTY TAX	
GENERAL GOVERNMENT				STATE EQUALIZED TAX RATE	
Governing Body & Public Boards		1993 Property Taxes Collected	1,441,471.72	Local District School Taxes	.49 526,261.00
Municipal Clerk		1993 Payments in Lieu of Taxes		Regional & Consolidated School Tax	.36 390,166.52
Financial Administration	45,900.00	Delinquent Tax & Lien Collections	232,949.33	School Taxes in Municipal Budget	
Assessment of Taxes	3,500.00	Business Personalty Replacement Taxes	4,784.06	County Taxes	.38 * 408,235.15
Collection of Taxes	22,900.00	Taxes From Public Utilities	79,753.00	County Library Taxes	.02 25,463.51
Planning, Housing & Development	9,200.00	Other Miscellaneous Tax Revenues		Local Municipal Purpose Taxes	.34 360,508.23
Human Resources	24,568.00	State Aid Revenues	48,508.75	Veteran & Senior Citizen Taxes	
Elections	4,000.00	Federal Aid Revenues		Total Taxes for Rate Computation	1.59 1,722,584.38
General Administration (other)	115,048.00			Special District Taxes	
JUDICIARY				Bank Corp. Taxes	
Municipal Courts	22,944.75	Sale of Acquired Property	233,037.25	Added and Omitted Taxes	11,317.22
PUBLIC SAFETY		Other Miscellaneous Revenues	2,040,504.11	Total Taxes Levied - ABSTRACT	1,721,951.60
Fire Protection	64,581.00			Total Taxes Billed	1,727,171.41
Police Protection	267,835.00	Prior Years Surplus Appropriated	300,000.00	1993 TAXES COLLECTED	1,441,471.72
Civil Defense & Disaster Control	4,500.00	REVENUES TOTAL	2,340,504.11	1993 Taxes Cancelled, Abated or Adjusted	
Environmental Inspection & Control	22,500.00	Reserve For Uncollected Taxes	277,084.53	Transfer to Tax Title Liens or Foreclosed	23,347.57
Other Public Safety		CAPITAL OUTLAY TOTAL	175,046.02	Balance Outstanding Dec. 31, 1993	262,352.12
PUBLIC WORKS				PRIOR YEARS TAXES OUTSTANDING	
Streets and Drainage	73,000.00	Public Enterprises	175,046.02	Balance January 1, 1993	184,324.01
Sewers and Sewage Processing	16,300.00	Recreation-Culture		Collected in 1993	175,607.13
Garbage and Trash Disposal	5,000.00	Public Works		Cancelled, Abated or Adjusted 1993	
Public Buildings and Grounds	14,000.00	Buildings and Grounds		Transfers to Tax Title Liens or Foreclosed	7,938.30
Other Public Works	8,000.00	Library and Education		Balance December 31, 1993	778.58
HEALTH and WELFARE		Conservation		TAX TITLE LIENS OUTSTANDING	
Health Services Except Environmental	2,500.00	All Other		Balance January 1, 1993	120,376.03
Welfare-Public Assistance	3,750.00			Transfer From Taxes	32,401.93
Hospital, Clinics, First Aid		CAPITAL DEBT AUTHORIZED, DECEMBER 31, 1993		Redeemed In 1993	57,362.20
Animal, Insect, & Rodent Control	2,500.00	ISSUED AND UNISSUED		Cancelled, Abated or Adjusted (1993)	
Other Welfare Services		School	51,247	Transfer to Foreclosed Property	
RECREATION and CONSERVATION		Self-Liquidating	497,606	Balance December 31, 1993	95,435.76
Beaches and Boardwalks		Other	402,700	PROPERTY ACQUIRED BY DEED OR FORECLOSURE	
Parks, Playgrounds, Shade Trees	2,200.00	Total	951,553	Balance January 1, 1993	8,582.00
Land Reclamation & Conservation		ISSUED AND OUTSTANDING		Transfers From Taxes or Liens	
Other Recreational Services	500.00	School	51,247.44	Sale For Cash (1993)	
EDUCATION (excluding schools)		Self-Liquidating	497,606.45	Cancelled, Abated or Adjusted (1993)	
Libraries		Other	203,000.00	Balance December 31, 1993	8,582.00
Other Educational Services		Total	751,853.89	CURRENT FINANCES DECEMBER 31, 1993	
STATUTORY EXPENDITURES		EQUALIZED VALUATION BASIS FOR NET DEBT COMPUTATION	101,402,021	ASSETS	
Pensions & F. I. C. A.	35,490.00	REAL PROPERTY VALUATIONS		Cash Dec. 31, 1993	838,734.73
Employee Fringe Benefits	66,157.00	Code Class # of Parcels % VALN		Taxes Receivable	263,130.70
Other Statutory Expenditures	1,500.00	1 Vacant Land 184 5.68	5,355,400.00	Tax Title Liens	95,435.76
CETA And Other Public Employment Programs		2 Residential 733 82.74	77,978,050.00	Foreclosed Property	3,592.00
MUNICIPAL FUNCTIONS		3 Farm 29 1.05	993,120.00	Emergencies & Other Deferred Charges	9,317.40
CAPITAL IMPROVEMENTS	844,373.75	4a Commercial 32 10.18	9,596,700.00	State and Federal Aid Receivable	2,739.68
DEBT SERVICE		4b Industrial		Other Receivables	43,136.69
Principal Payments	7,000.00	4c Apartments 2 .34	318,700.00	Total	1,261,076.96
Interest Payments	5,572.00	Total 980	94,241,970.00	LIABILITIES, RESERVES, AND SURPLUS	
DEFERRED CHARGES		Land Area 1.30 Sq. Miles		Cash Liabilities	372,685.81
SCHOOL, COUNTY, SPECIAL DISTRICT TAXES	1,350,126.18	Net Valuation Taxable-Municipal	94,801,888	Reserves for Receivables	410,295.15
RESERVE FOR UNCOLLECTED TAXES	277,084.53	Net Valuation Taxable-County	101,528,702	Surplus Dec. 31, 1993	478,106.00
EXPENDITURES TOTAL	2,483,626.61	State Equalized Valuation	106,963,858	Total	1,261,076.96
		State Equalization Ratio	88.57		

0820

Population 1990 **19,380**
 Population 1993 **19,972**
 S & P Rating
 Moody Rating **AAA**

General Tax Rate Per \$100. **3.72**
 State Equalized Tax Rate **2.24**

WEST DEPTFORD TWP. - GLOUCESTER CO.

Form of Government:

Township Committee

Number of Members on Governing Body - 5

PER CAPITA:

Gross Debt **1,654,42**
 Net Debt **537.98**
 Debt Service **66.84**
 Total Tax Levy **1,234.01**
 Municipal Expenditures **569.09**

PER CENT:

Gross Debt **2.92**
 Net Debt **.95**
 Tax Levy Collected **96.84**
 Tax Levy Cancelled, Abated or Adjusted **.83**

EXPENDITURES		REVENUES-REALIZED		1993 PROPERTY TAX	
GENERAL GOVERNMENT				STATE EQUALIZED TAX RATE	
Governing Body & Public Boards		1993 Property Taxes Collected	23,737,296.32	Local District School Taxes 1.22	13,380,459.00
Municipal Clerk		1993 Payments in Lieu of Taxes		Regional & Consolidated School Tax	
Financial Administration	102,181.72	Delinquent Tax & Lien Collections	604,968.57	School Taxes in Municipal Budget	
Assessment of Taxes	121,508.00	Business Personalty Replacement Taxes	407,630.36	County Taxes	7,346,466.88
Collection of Taxes	96,061.10	Taxes From Public Utilities	1,341,160.20	County Library Taxes	
Planning, Housing & Development	68,047.86	Other Miscellaneous Tax Revenues		Local Municipal Purpose Taxes	3,793,495.00
Human Resources	104,404.50	State Aid Revenues	1,231,095.73	Veteran & Senior Citizen Taxes	158,300.00
Elections		Federal Aid Revenues		Total Taxes for Rate Computation	24,678,720.88
General Administration (other)	1,590,155.17			Special District Taxes	
JUDICIARY		Sale of Acquired Property		Bank Corp. Taxes	
Municipal Courts	93,581.00	Other Miscellaneous Revenues	1,552,365.41	Added and Omitted Taxes	125,254.14
PUBLIC SAFETY			28,924,516.59	Total Taxes Levied - ABSTRACT	24,645,675.02
Fire Protection	230,297.00	Prior Years Surplus Appropriated	2,717,396.80	Total Taxes Billed	24,563,149.87
Police Protection	1,981,089.70	REVENUES	31,641,913.39	1993 TAXES COLLECTED	23,787,296.32
Civil Defense & Disaster Control	8,770.00	Reserve For Uncollected Taxes	963,225.83	1993 Taxes Cancelled, Abated or Adjusted	203,560.25
Environmental Inspection & Control	170,787.08			Transfer to Tax Title Liens or Foreclosed	131,641.83
Other Public Safety		CAPITAL OUTLAY	1,856,542.91	Balance Outstanding Dec. 31, 1993	440,651.47
PUBLIC WORKS		TOTAL		PRIOR YEARS TAXES OUTSTANDING	
Streets and Drainage	729,561.35	Public Enterprises		Balance January 1, 1993	641,187.08
Sewers and Sewage Processing		Recreation-Culture		Collected in 1993	537,643.62
Garbage and Trash Disposal	1,937,643.19	Public Works		Cancelled, Abated or Adjusted 1993	35,573.59
Public Buildings and Grounds	231,563.00	Buildings and Grounds	1,856,542.91	Transfers to Tax Title Liens or Foreclosed	3,757.45
Other Public Works		Library and Education		Balance December 31, 1993	66,212.42
HEALTH and WELFARE		Conservation		TAX TITLE LIENS OUTSTANDING	
Health Services Except Environmental	24,863.81	All Other		Balance January 1, 1993	395,893.04
Welfare-Public Assistance	644,206.00			Transfer From Taxes	136,282.44
Hospital, Clinics, First Aid		CAPITAL DEBT AUTHORIZED, DECEMBER 31, 1993		Redeemed In 1993	67,324.95
Animal, Insect, & Rodent Control	47,537.00	ISSUED AND UNISSUED		Cancelled, Abated or Adjusted (1993)	596.82
Other Welfare Services		School	8,520,000.00	Transfer to Foreclosed Property	
RECREATION and CONSERVATION		Self-Liquidating	13,777,532	Balance December 31, 1993	464,253.71
Beaches and Boardwalks		Other	10,744,633	PROPERTY ACQUIRED BY DEED OR FORECLOSURE	
Parks, Playgrounds, Shade Trees		Total	33,042,165	Balance January 1, 1993	740,750.00
Land Reclamation & Conservation	15,873.84	ISSUED AND OUTSTANDING		Transfers From Taxes or Liens	
Other Recreational Services	525,521.31	School	8,520,000.00	Sale For Cash (1993)	
EDUCATION (excluding schools)		Self-Liquidating	9,424,876.43	Cancelled, Abated or Adjusted (1993)	
Libraries		Other	8,546,123.52	Balance December 31, 1993	740,750.00
Other Educational Services		Total	26,491,000.00	CURRENT FINANCES DECEMBER 31, 1993	
STATUTORY EXPENDITURES		EQUALIZED VALUATION BASIS		ASSETS	
Pensions & F. I. C. A.	383,276.77	FOR NET DEBT COMPUTATION	1,130,649,480	Cash Dec. 31, 1993	3,617,017.47
Employee Fringe Benefits		REAL PROPERTY VALUATIONS		Taxes Receivable	504,863.89
Other Statutory Expenditures		Code Class # of Parcels % VAL'N		Tax Title Liens	464,253.71
CETA And Other Public Employment Programs		1 Vacant Land 779 4.34	28,428,800.00	Foreclosed Property	740,750.00
MUNICIPAL FUNCTIONS	9,104,929.40	2 Residential 5340 45.26	296,178,900.00	Emergencies & Other Deferred Charges	512,385.71
CAPITAL IMPROVEMENTS	90,000.00	3 Farm 100 .33	2,161,500.00	State and Federal Aid Receivable	2,005.67
DEBT SERVICE		4a Commercial 252 19.52	127,709,300.00	Other Receivables	77,236.01
Principal Payments	748,203.41	4b Industrial 15 26.38	172,633,700.00	Total	5,918,510.46
Interest Payments	546,694.03	4c Apartments 10 4.16	27,218,100.00	LIABILITIES, RESERVES, AND SURPLUS	
		Total	6496	Cash Liabilities	1,752,636.47
DEFERRED CHARGES	2,727.57	Land Area 16.18 Sq. Miles		Reserves for Receivables	1,797,101.61
SCHOOL, COUNTY, SPECIAL DISTRICT TAXES	20,726,925.88	Net Valuation Taxable-Municipal	660,119,781	Surplus Dec. 31, 1993	2,379,772.38
RESERVE FOR UNCOLLECTED TAXES	963,225.83	Net Valuation Taxable-County	1,203,923,593	Total	5,918,510.46
EXPENDITURES	32,092,706.12	State Equalized Valuation	1,091,995,092		
		State Equalization Ratio	60.24		

1353

Population 1990 7,690
 Population 1993 7,793
 S & P Rating
 Moody Rating A

General Tax Rate Per \$100. 2.36
 State Equalized Tax Rate 2.24

WEST LONG BRANCH BORO. - MON. CO.

Form of Government:

Borough Council

Number of Members on Governing Body - 6

PER CAPITA

Gross Debt 182.44
 Net Debt 182.44
 Debt Service 51.54
 Total Tax Levy 1,517.44
 Municipal Expenditures 625.31

PER CENT:

Gross Debt .26
 Net Debt .26
 Tax Levy Collected 955.42
 Tax Levy Cancelled, Abated or Adjusted 7.07

EXPENDITURES		REVENUES-REALIZED		1993 PROPERTY TAX	
GENERAL GOVERNMENT		1993 Property Taxes Collected		STATE EQUALIZED TAX RATE	
Governing Body & Public Boards		1993 Payments in Lieu of Taxes	11,299,533.64	Local District School Taxes .78	4,004,286.00
Municipal Clerk		Delinquent Tax & Lien Collections	557,814.00	Regional & Consolidated School Tax .47	2,431,132.71
Financial Administration	56,854.29	Business Personalty Replacement Taxes	125,630.92	School Taxes in Municipal Budget	
Assessment of Taxes	48,314.00	Taxes From Public Utilities	608,635.55	County Taxes .48	* 2,439,157.21
Collection of Taxes	47,000.00	Other Miscellaneous Tax Revenues		County Library Taxes .02	100,172.75
Planning, Housing & Development	41,948.00	State Aid Revenues	378,431.28	Local Municipal Purpose Taxes .49	2,520,539.00
Human Resources	72,303.00	Federal Aid Revenues		Veteran & Senior Citizen Taxes	42,300.00
Elections				Total Taxes for Rate Computation 2.24	11,537,587.67
General Administration (other)	434,000.00			Special District Taxes	
JUDICIARY				Bank Corp. Taxes	
Municipal Courts	57,741.19			Added and Omitted Taxes	330,119.31
PUBLIC SAFETY				Total Taxes Levied - ABSTRACT	11,825,406.98
Fire Protection	120,422.00			Total Taxes Billed	1,182,676.00
Police Protection	1,131,565.38			1993 TAXES COLLECTED	11,299,533.64
Civil Defense & Disaster Control	4,268.00			1993 Taxes Cancelled, Abated or Adjusted	83,570.20
Environmental Inspection & Control	67,094.00			Transfer to Tax Title Liens or Foreclosed	
Other Public Safety				Balance Outstanding Dec. 31, 1993	443,681.32
PUBLIC WORKS				PRIOR YEARS TAXES OUTSTANDING	
Streets and Drainage	83,715.00			Balance January 1, 1993	509,002.15
Sewers and Sewage Processing				Collected in 1993	507,984.20
Garbage and Trash Disposal	246,436.00			Cancelled, Abated or Adjusted 1993	
Public Buildings and Grounds	65,110.00			Transfers to Tax Title Liens or Foreclosed	
Other Public Works	397,750.00			Balance December 31, 1993	1,017.95
HEALTH and WELFARE				TAX TITLE LIENS OUTSTANDING	
Health Services Except Environmental	42,391.00			Balance January 1, 1993	49,829.80
Welfare-Public Assistance	6,412.00			Transfer From Taxes	
Hospital, Clinics, First Aid	40,500.00			Redeemed in 1993	49,829.80
Animal, Insect, & Rodent Control	16,000.00			Cancelled, Abated or Adjusted (1993)	
Other Welfare Services				Transfer to Foreclosed Property	
RECREATION and CONSERVATION				Balance December 31, 1993	
Beaches and Boardwalks				PROPERTY ACQUIRED BY DEED OR	
Parks, Playgrounds, Shade Trees	720.00			FORECLOSURE	
Land Reclamation & Conservation	13,745.46			Balance January 1, 1993	44,275.00
Other Recreational Services	46,000.00			Transfers From Taxes or Liens	
EDUCATION (excluding schools)				Sale For Cash (1993)	
Libraries	173,078.00			Cancelled, Abated or Adjusted (1993)	
Other Educational Services	100.00			Balance December 31, 1993	44,275.00
STATUTORY EXPENDITURES				CURRENT FINANCES DECEMBER 31, 1993	
Pensions & F. I. C. A.	240,769.00			ASSETS	
Employee Fringe Benefits	300,232.00			Cash Dec. 31, 1993	1,581,122.99
Other Statutory Expenditures				Taxes Receivable	444,699.27
CETA And Other Public Employment Programs				Tax Title Liens	
MUNICIPAL FUNCTIONS				Foreclosed Property	44,275.00
CAPITAL IMPROVEMENTS	12,000.00			Emergencies & Other Deferred Charges	41,980.00
DEBT SERVICE				State and Federal Aid Receivable	3,472.31
Principal Payments	301,187.23			Other Receivables	4,208.85
Interest Payments	100,500.00			Total	2,119,758.22
DEFERRED CHARGES	23,980.00			LIABILITIES, RESERVES, AND SURPLUS	
SCHOOL, COUNTY, SPECIAL DISTRICT TAXES	8,974,748.67			Cash Liabilities	880,316.95
RESERVE FOR UNCOLLECTED TAXES	692,907.62			Reserves for Receivables	493,182.92
EXPENDITURES	13,847,791.84			Surplus Dec. 31, 1993	746,258.35
				Total	2,119,758.22

1615

Population 1990 **25,430**
 Population 1993 **27,172**
 S & P Rating
 Moody Rating **AAA**

General Tax Rate Per \$100. **2.80**
 State Equalized Tax Rate **2.50**

WEST MILFORD TWP. - PASSAIC COUNTY

Form of Government:

Council-Manager Plan D (OMCL 50)**Number of Members on Governing Body - 5**

PER CAPITA:

Gross Debt **684.14**
 Net Debt **436.01**
 Debt Service **64.66**
 Total Tax Levy **1,422.81**
 Municipal Expenditures **598.92**

PER CENT:

Gross Debt **1.17**
 Net Debt **.75**
 Tax Levy Collected **95.74**
 Tax Levy Cancelled, Abated or Adjusted **.89**

EXPENDITURES		REVENUES-REALIZED		1993 PROPERTY TAX	
GENERAL GOVERNMENT				STATE EQUALIZED TAX RATE	
Governing Body & Public Boards	116,203.00	1993 Property Taxes Collected	39,504,901.89	Local District School Taxes	1.34 20,706,665.00
Municipal Clerk	115,349.00	1993 Payments in Lieu of Taxes	11,828.10	Regional & Consolidated School Tax	
Financial Administration	212,743.00	Delinquent Tax & Lien Collections	1,137,569.99	School Taxes in Municipal Budget	
Assessment of Taxes	293,893.00	Business Personalty Replacement Taxes	126,110.88	County Taxes	.52 8,081,593.72
Collection of Taxes	209,063.00	Taxes From Public Utilities	1,593,584.12	County Library Taxes	
Planning, Housing & Development	395,786.00	Other Miscellaneous Tax Revenues		Local Municipal Purpose Taxes	.62 9,634,369.00
Human Resources	221,124.00	State Aid Revenues	1,613,939.34	Veteran & Senior Citizen Taxes	
Elections	44,350.00	Federal Aid Revenues		Total Taxes for Rate Computation	2.48 38,574,877.72
General Administration (other)	1,347,518.00			Special District Taxes	
JUDICIARY		Sale of Acquired Property	1,217,603.58	Bank Corp. Taxes	
Municipal Courts	188,832.43	Other Miscellaneous Revenues	45,255,537.90	Added and Omitted Taxes	237,945.73
PUBLIC SAFETY			Total	Total Taxes Levied - ABSTRACT	38,660,573.45
Fire Protection	453,144.90	Prior Years Surplus Appropriated	900,000.00	Total Taxes Billed	41,264,562.76
Police Protection	3,187,399.78	REVENUES TOTAL	46,155,537.90	1993 TAXES COLLECTED	39,504,901.89
Civil Defense & Disaster Control	15,250.00	Reserve For Uncollected Taxes	1,660,000.00	1993 Taxes Cancelled, Abated or Adjusted	361,852.49
Environmental Inspection & Control	185,491.42	CAPITAL OUTLAY TOTAL	1,129,341.32	Transfer to Tax Title Liens or Foreclosed	159,222.72
Other Public Safety				Balance Outstanding Dec. 31, 1993	1,238,585.66
PUBLIC WORKS		Public Enterprises		PRIOR YEARS TAXES OUTSTANDING	
Streets and Drainage	2,162,006.00	Recreation-Culture	38,655.91	Balance January 1, 1993	1,174,398.17
Sewers and Sewage Processing		Public Works	7,460.00	Collected in 1993	1,116,008.40
Gorbage and Trash Disposal		Buildings and Grounds	1,083,225.41	Cancelled, Abated or Adjusted 1993	7,116.26
Public Buildings and Grounds	263,254.00	Library and Education		Transfers to Tax Title Liens or Foreclosed	2,980.42
Other Public Works		Conservation		Balance December 31, 1993	48,293.09
HEALTH and WELFARE		All Other		TAX TITLE LIENS OUTSTANDING	
Health Services Except Environmental	348,448.00			Balance January 1, 1993	850,818.69
Welfare-Public Assistance	88,913.00	CAPITAL DEBT AUTHORIZED, DECEMBER 31, 1993		Transfer From Taxes	162,794.62
Hospital, Clinics, First Aid		ISSUED AND UNISSUED		Redeemed In 1993	71,561.59
Animal, Insect, & Rodent Control	59,946.00	School	3,536,000	Cancelled, Abated or Adjusted (1993)	14,088.52
Other Welfare Services	1,050.00	Self-Liquidating		Transfer to Foreclosed Property	67,443.22
RECREATION and CONSERVATION		Other	15,053,380	Balance December 31, 1993	860,519.98
Beaches and Boardwalks		Total	18,589,380	PROPERTY ACQUIRED BY DEED OR FORECLOSURE	
Parks, Playgrounds, Shode Trees	209,452.00	ISSUED AND OUTSTANDING		Balance January 1, 1993	1,293,956.78
Land Reclamation & Conservation	2,200.00	School	3,536,000.00	Transfers From Taxes or Liens	67,443.22
Other Recreational Services	231,998.00	Self-Liquidating		Sale For Cash (1993)	17,626.00
EDUCATION (excluding schools)		Other	12,925,028.26	Cancelled, Abated or Adjusted (1993)	231,174.00
Libraries	394,833.00	Total	16,461,028.26	Balance December 31, 1993	1,112,600.00
Other Educational Services	22,860.00	EQUALIZED VALUATION BASIS FOR NET DEBT COMPUTATION	1,589,680,351	CURRENT FINANCES DECEMBER 31, 1993	
STATUTORY EXPENDITURES		REAL PROPERTY VALUATIONS		ASSETS	
Pensions & F. I. C. A.	360,870.00	Code Class # of Parcels % VALN	ASSESSED VALUATION	Cash Dec. 31, 1993	3,185,907.28
Employee Fringe Benefits	1,349,998.00	1 Vacant Land 2147 8.41	114,882,400.00	Taxes Receivable	1,286,878.75
Other Statutory Expenditures		2 Residential 8801 83.82	1,144,489,350.00	Tax Title Liens	860,519.98
CETA And Other Public Employment Programs		3 Farm 222 1.15	15,672,700.00	Foreclosed Property	1,112,600.00
MUNICIPAL FUNCTIONS		4a Commercial 250 5.67	77,451,500.00	Emergencies & Other Deferred Charges	131,300.00
CAPITAL IMPROVEMENTS		4b Industrial 31 .89	12,140,700.00	State and Federal Aid Receivable	
DEBT SERVICE		4c Apartments 1 .06	798,900.00	Other Receivables	55,735.93
Principal Payments	1,073,107.40	Total	1,365,435,550.00	Total	6,632,941.94
Interest Payments	683,803.63	Land Area 78.30 Sq. Miles		LIABILITIES, RESERVES, AND SURPLUS	
DEFERRED CHARGES		Net Valuation Taxable-Municipal	1,376,732,115	Cash Liabilities	2,198,981.21
SCHOOL, COUNTY, SPECIAL DISTRICT TAXES	28,739,258.72	Net Valuation Taxable-County	1,506,834,704	Reserves for Receivables	3,315,734.66
RESERVE FOR UNCOLLECTED TAXES	1,660,000.00	State Equalized Valuation	1,541,024,943	Surplus Dec. 31, 1993	1,118,226.07
EXPENDITURES		State Equalization Ratio	89.26	Total	6,632,941.94
TOTAL	45,062,219.16				

0912

Population 1990 33,125
 Population 1993 37,052
 S & P Rating BAA
 Moody Rating BAA

General Tax Rate Per \$100 3.35
 State Equalized Tax Rate 3.03

WEST NEW YORK TOWN - HUDSON CO.

Form of Government:

Commission (1911)

Number of Members on Governing Body - 5

PER CAPITA:

Gross Debt 1,336.46
 Net Debt 977.98
 Debt Service 67.06
 Total Tax Levy 960.36
 Municipal Expenditures 988.26

PER CENT

Gross Debt 4.11
 Net Debt 3.01
 Tax Levy Collected 77.36
 Tax Levy Cancelled, Abated or Adjusted

EXPENDITURES		REVENUES-REALIZED		1993 PROPERTY TAX	
GENERAL GOVERNMENT				STATE EQUALIZED TAX RATE	
Governing Body & Public Boards		1993 Property Taxes Collected	28,828,437.15	Local District School Taxes 1.10	12,609,783.00
Municipal Clerk	188,632.00	1993 Payments in Lieu of Taxes	1,285,609.00	Regional & Consolidated School Tax	
Financial Administration	522,694.16	Delinquent Tax & Lien Collections	5,199,769.62	School Taxes in Municipal Budget	.01 150,677.25
Assessment of Taxes	142,018.00	Business Personalty Replacement Taxes	963,046.20	County Taxes	.55 6,268,627.36
Collection of Taxes	130,808.57	Taxes From Public Utilities	1,099,700.00	County Library Taxes	
Planning, Housing & Development	155,480.00	Other Miscellaneous Tax Revenues	209,500.55	Local Municipal Purpose Taxes	1.37 15,766,486.02
Human Resources	1,286,564.09	State Aid Revenues	5,717,630.99	Veteran & Senior Citizen Taxes	92,850.00
Elections	108,000.00	Federal Aid Revenues		Total Taxes for Rate Computation	3.03 34,888,423.63
General Administration (other)	3,949,678.73			Special District Taxes	
JUDICIARY		Sale of Acquired Property	3,820,515.96	Bank Corp. Taxes	
Municipal Courts	433,542.45	Other Miscellaneous Revenues	48,124,209.67	Added and Omitted Taxes	46,546.52
PUBLIC SAFETY		Total	1,861,000.00	Total Taxes Levied - ABSTRACT	34,842,120.15
Fire Protection	4,954,204.25	Prior Years Surplus Appropriated	49,985,209.47	Total Taxes Billed	37,264,843.93
Police Protection	5,103,683.17	REVENUES	6,170,000.00	1993 TAXES COLLECTED	28,828,437.15
Civil Defense & Disaster Control	15,618.80	Reserve For Uncollected Taxes	5,560,225.91	1993 Taxes Cancelled, Abated or Adjusted	
Environmental Inspection & Control	388,756.31	CAPITAL OUTLAY		Transfer to Tax Title Liens or Foreclosed	950,855.95
Other Public Safety		Total		Balance Outstanding Dec. 31, 1993	7,485,550.83
PUBLIC WORKS				PRIOR YEARS TAXES OUTSTANDING	
Streets and Drainage	2,040,400.00	Public Enterprises		Balance January 1, 1993	5,037,413.00
Sewers and Sewage Processing	121,200.00	Recreation-Culture	204,671.19	Collected in 1993	4,377,151.76
Gorbage and Trash Disposal	2,133,000.00	Public Works	44,975.36	Cancelled, Abated or Adjusted 1993	5,769.53
Public Buildings and Grounds	468,843.35	Buildings and Grounds	3,303,935.04	Transfers to Tax Title Liens or Foreclosed	527,641.14
Other Public Works	258,500.00	Library and Education	2,006,644.32	Balance December 31, 1993	126,850.57
HEALTH and WELFARE		Conservation		TAX TITLE LIENS OUTSTANDING	
Health Services Except Environmental	703,606.03	All Other		Balance January 1, 1993	1,632,904.27
Welfare-Public Assistance	75,074.12			Transfer From Taxes	1,647,194.73
Hospital, Clinics, First Aid				Redeemed In 1993	822,617.86
Animal, Insect, & Rodent Control				Cancelled, Abated or Adjusted (1993)	
Other Welfare Services	1,000.00			Transfer to Foreclosed Property	
RECREATION and CONSERVATION				Balance December 31, 1993	2,457,481.14
Beaches and Boardwalks				PROPERTY ACQUIRED BY DEED OR FORECLOSURE	
Parks, Playgrounds, Shade Trees	592,687.00			Balance January 1, 1993	5,350.00
Land Reclamation & Conservation	13,094.21			Transfers From Taxes or Liens	
Other Recreational Services	372,900.00			Sale For Cash (1993)	
EDUCATION (excluding schools)				Cancelled, Abated or Adjusted (1993)	
Libraries	535,130.00			Balance December 31, 1993	5,850.00
Other Educational Services				CURRENT FINANCES DECEMBER 31, 1993	
STATUTORY EXPENDITURES				ASSETS	
Pensions & F. I. C. A.	1,998,502.00			Cash Dec. 31, 1993	1,604,241.21
Employee Fringe Benefits	3,143,800.00			Taxes Receivable	7,612,401.40
Other Statutory Expenditures				Tax Title Liens	2,457,481.14
CETA And Other Public Employment Programs				Foreclosed Property	5,850.00
MUNICIPAL FUNCTIONS				Emergencies & Other Deferred Charges	1,443,306.58
CAPITAL IMPROVEMENTS	29,837,417.24			State and Federal Aid Receivable	45,603.92
DEBT SERVICE				Other Receivables	798,199.96
Principal Payments	1,028,213.31			Total	13,967,084.21
Interest Payments	1,456,453.11			LIABILITIES, RESERVES, AND SURPLUS	
TYPE I SCHL DEBT *MEMO	520,948.33			Cash Liabilities	2,979,525.33
DEFERRED CHARGES	125,000.00			Reserves for Receivables	10,373,932.50
SCHOOL, COUNTY, SPECIAL DISTRICT TAXES	19,029,087.61			Surplus Dec. 31, 1993	113,626.38
RESERVE FOR UNCOLLECTED TAXES	4,170,000.00			Total	13,967,084.21
EXPENDITURES	55,666,171.27				

0722

Population 1990 39,103
 Population 1993 40,200
 S & P Rating
 Moody Rating AA

General Tax Rate Per \$100.

5.51

State Equalized Tax Rate

2.76

WEST ORANGE TOWNSHIP - ESSEX CO.

Form of Government:

Mayor-Council Plan B (OMCL 50)

Number of Members on Governing Body - 5

PER CAPITA:

Gross Debt 1,030.14
 Net Debt 821.00
 Debt Service 78.07
 Total Tax Levy 1,962.21
 Municipal Expenditures 890.60

PER CENT:

Gross Debt 1.42
 Net Debt 1.13
 Tax Levy Collected 98.03
 Tax Levy Cancelled, Abated or Adjusted .18

EXPENDITURES		REVENUES-REALIZED		1993 PROPERTY TAX	
GENERAL GOVERNMENT		1993 Property Taxes Collected		STATE EQUALIZED TAX RATE 1.31	
Governing Body & Public Boards	223,638.00	1993 Payments in Lieu of Taxes	77,425,360.16	Local District School Taxes	37,388,451.00
Municipal Clerk	136,974.00	Delinquent Tax & Lien Collections	179,519.10	Regional & Consolidated School Tax	
Financial Administration	881,215.00	Business Personally Replacement Taxes	1,623,304.03	School Taxes in Municipal Budget	
Assessment of Taxes	169,847.00	Taxes From Public Utilities	686,421.12	County Taxes	.66
Collection of Taxes	152,558.00	Other Miscellaneous Tax Revenues	3,597,798.00	County Library Taxes	
Planning, Housing & Development	20,680.00	State Aid Revenues	2,151,936.78	Local Municipal Purpose Taxes	.78
Human Resources	330,849.00	Federal Aid Revenues		Veteran & Senior Citizen Taxes	22,117,289.00
Elections	24,400.00			Total Taxes for Rate Computation	209,050.00
General Administration (other)	2,323,775.00				78,515,781.75
JUDICIARY				Special District Taxes	
Municipal Courts	266,532.00			Bank Corp. Taxes	
PUBLIC SAFETY				Added and Omitted Taxes	574,236.41
Fire Protection	4,831,123.00	Sale of Acquired Property	3,887,991.19	Total Taxes Levied - ABSTRACT	78,880,968.16
Police Protection	5,829,061.00	Other Miscellaneous Revenues	89,552,330.38	Total Taxes Billed	78,982,809.22
Civil Defense & Disaster Control	10,650.00	Prior Years Surplus Appropriated	2,370,000.00	1993 TAXES COLLECTED	77,425,360.16
Environmental Inspection & Control	389,392.00	REVENUES TOTAL	91,922,330.38	1993 Taxes Cancelled, Abated or Adjusted	140,453.90
Other Public Safety		Reserve For Uncollected Taxes	2,579,011.00	Transfer to Tax Title Liens or Foreclosed	23,681.05
PUBLIC WORKS		CAPITAL OUTLAY TOTAL	5,937,884.14	Balance Outstanding Dec. 31, 1993	1,393,314.11
Streets and Drainage	690,600.00			PRIOR YEARS TAXES OUTSTANDING	
Sewers and Sewage Processing	1,899,973.00	Public Enterprises		Balance January 1, 1993	1,700,969.77
Garbage and Trash Disposal	2,548,000.00	Recreation-Culture	66,860.50	Collected in 1993	1,566,835.53
Public Buildings and Grounds	87,105.00	Public Works	311,862.42	Cancelled, Abated or Adjusted 1993	50,342.05
Other Public Works	2,377,707.00	Buildings and Grounds	5,559,161.22	Transfers to Tax Title Liens or Foreclosed	5,476.04
HEALTH and WELFARE		Library and Education		Balance December 31, 1993	78,316.15
Health Services Except Environmental	619,496.00	Conservation		TAX TITLE LIENS OUTSTANDING	
Welfare-Public Assistance		All Other		Balance January 1, 1993	140,516.09
Hospital, Clinics, First Aid	320,031.00			Transfer From Taxes	30,986.46
Animal, Insect, & Rodent Control	90,683.00			Redeemed In 1993	56,468.50
Other Welfare Services	34,483.00			Cancelled, Abated or Adjusted (1993)	4,415.00
RECREATION and CONSERVATION				Transfer to Foreclosed Property	
Beaches and Boardwalks				Balance December 31, 1993	110,617.05
Parks, Playgrounds, Shade Trees	463,147.00			PROPERTY ACQUIRED BY DEED OR	
Land Reclamation & Conservation	1,000.00			FORECLOSURE	
Other Recreational Services	164,212.00			Balance January 1, 1993	308,782.00
EDUCATION (excluding schools)				Transfers From Taxes or Liens	
Libraries	1,369,515.00			Sale For Cash (1993)	
Other Educational Services	1,500.00			Cancelled, Abated or Adjusted (1993)	
STATUTORY EXPENDITURES				Balance December 31, 1993	308,782.00
Pensions & F. I. C. A.	754,135.00			CURRENT FINANCES DECEMBER 31, 1993	
Employee Fringe Benefits	3,073,400.00			ASSETS	
Other Statutory Expenditures				Cash Dec. 31, 1993	9,961,297.35
CETA And Other Public Employment Programs				Taxes Receivable	1,471,630.26
MUNICIPAL FUNCTIONS TOTAL	30,084,731.00			Tax Title Liens	110,617.05
CAPITAL IMPROVEMENTS *ME 90*	284,285.00			Foreclosed Property	308,782.00
DEBT SERVICE				Emergencies & Other Deferred Charges	
Principal Payments	2,170,000.00			State and Federal Aid Receivable	
Interest Payments	968,316.62			Other Receivables	516,458.31
DEFERRED CHARGES				Total	12,368,784.97
SCHOOL, COUNTY, SPECIAL DISTRICT TAXES	56,189,442.75			LIABILITIES, RESERVES, AND SURPLUS	
RESERVE FOR UNCOLLECTED TAXES	2,579,011.00			Cash Liabilities	6,728,362.57
EXPENDITURES TOTAL	91,991,501.37			Reserves for Receivables	2,407,487.62
				Surplus Dec. 31, 1993	3,232,934.78
				Total	12,368,784.97

1616

Population 1990 10,982
 Population 1993 11,407
 S & P Rating
 Moody Rating A

General Tax Rate Per \$100.

2.09

State Equalized Tax Rate

2.13

WEST PATERSON BOROUGH - PASSAIC CO.

Form of Government:

Small Municipality Plan C (OMCL 50)

Number of Members on Governing Body - 7

PER CAPITA:

Gross Debt 936.85
 Net Debt 797.68
 Debt Service 118.80
 Total Tax Levy 1,470.63
 Municipal Expenditures 613.50

PER CENT.

Gross Debt 1.30
 Net Debt 1.11
 Tax Levy Collected 97.11
 Tax Levy Cancelled, Abated or Adjusted .13

EXPENDITURES		REVENUES-REALIZED		1993 PROPERTY TAX	
GENERAL GOVERNMENT				STATE EQUALIZED TAX RATE ————	
Governing Body & Public Boards	27,328.00	1993 Property Taxes Collected		Local District School Taxes	5,605,666.00
Municipal Clerk		16,296,806.93		Regional & Consolidated School Tax	2,871,825.98
Financial Administration	82,373.00	1993 Payments in Lieu of Taxes		School Taxes in Municipal Budget	
Assessment of Taxes	25,854.60	Delinquent Tax & Lien Collections		County Taxes	4,162,065.96
Collection of Taxes	76,463.76	Business Personalty Replacement Taxes		County Library Taxes	
Planning, Housing & Development	12,004.00	Taxes From Public Utilities		Local Municipal Purpose Taxes	4,099,366.19
Human Resources	54,656.95	Other Miscellaneous Tax Revenues		Veteran & Senior Citizen Taxes	124,500.00
Elections	3,616.00	State Aid Revenues		Total Taxes for Rate Computation	16,863,424.13
General Administration (other)	385,769.25	Federal Aid Revenues		Special District Taxes	
JUDICIARY		Sole of Acquired Property		Bank Corp. Taxes	
Municipal Courts	86,387.85	Other Miscellaneous Revenues		Added and Omitted Taxes	36,572.12
PUBLIC SAFETY		Total		Total Taxes Levied - ABSTRACT	16,775,496.25
Fire Protection	130,936.50	Prior Years Surplus Appropriated		Total Taxes Billed	16,781,110.81
Police Protection	1,260,450.00	REVENUES		1993 TAXES COLLECTED	16,296,806.93
Civil Defense & Disaster Control	1,000.00	Reserve For Uncollected Taxes		1993 Taxes Cancelled, Abated or Adjusted	29,552.60
Environmental Inspection & Control	93,761.00	CAPITAL OUTLAY		Transfer to Tax Title Liens or Foreclosed	3,305.89
Other Public Safety		TOTAL		Balance Outstanding Dec. 31, 1993	451,445.39
PUBLIC WORKS		55,018.10		PRIOR YEARS TAXES OUTSTANDING	
Streets and Drainage	377,050.00	Public Enterprises		Balance January 1, 1993	427,408.37
Sewers and Sewage Processing	560,730.08	Recreation—Culture		Collected in 1993	425,949.27
Garbage and Trash Disposal	767,500.00	Public Works		Cancelled, Abated or Adjusted 1993	
Public Buildings and Grounds	38,900.00	Buildings and Grounds		Transfers to Tax Title Liens or Foreclosed	
Other Public Works	102,045.00	Library and Education		Balance December 31, 1993	1,459.10
HEALTH and WELFARE		Conservation		TAX TITLE LIENS OUTSTANDING	
Health Services Except Environmental	30,838.92	All Other		Balance January 1, 1993	34,687.65
Welfare-Public Assistance	6,000.00	CAPITAL DEBT AUTHORIZED, DECEMBER 31, 1993		Transfer From Taxes	3,305.99
Hospital, Clinics, First Aid		ISSUED AND UNISSUED		Redeemed In 1993	9,502.52
Animal, Insect, & Rodent Control	4,500.00	GROSS DEBT		Cancelled, Abated or Adjusted (1993)	5,151.82
Other Welfare Services		NET DEBT		Transfer to Foreclosed Property	
RECREATION and CONSERVATION		SCHOOL		Balance December 31, 1993	23,339.20
Beaches and Boardwalks		Self-Liquidating		PROPERTY ACQUIRED BY DEED OR	
Parks, Playgrounds, Shade Trees	65,661.33	Other		FORECLOSURE	
Land Reclamation & Conservation	13,500.00	Total		Balance January 1, 1993	288,000.00
Other Recreational Services	25,000.00	ISSUED AND OUTSTANDING		Transfers From Taxes or Liens	
EDUCATION (excluding schools)		SCHOOL		Sale For Cash (1993)	
Libraries	293,000.00	Self-Liquidating		Cancelled, Abated or Adjusted (1993)	
Other Educational Services		Other		Balance December 31, 1993	288,000.00
STATUTORY EXPENDITURES		Total		CURRENT FINANCES DECEMBER 31, 1993	
Pensions & F. I. C. A.	234,391.54	EQUALIZED VALUATION BASIS		ASSETS	
Employee Fringe Benefits	282,815.29	FOR NET DEBT COMPUTATION		Cash Dec. 31, 1993	1,703,823.80
Other Statutory Expenditures	2.00	REAL PROPERTY VALUATIONS		Taxes Receivable	452,904.49
CETA And Other Public Employment Programs		Code Class # of Parcels % VALN		Tax Title Liens	23,339.20
MUNICIPAL FUNCTIONS		ASSESSED VALUATION		Foreclosed Property	288,000.00
CAPITAL IMPROVEMENTS	1,000.00	1 Vacant Land 125 3.74		Emergencies & Other Deferred Charges	204,800.00
DEBT SERVICE		2 Residential 2767 63.63		State and Federal Aid Receivable	16,246.86
Principal Payments	949,500.00	3 Farm		Other Receivables	42,721.30
Interest Payments	405,604.16	4a Commercial 187 20.70		Total	2,731,835.65
		4b Industrial 27 7.38		LIABILITIES, RESERVES, AND SURPLUS	
		4c Apartments 6 4.55		Cash Liabilities	1,556,094.67
		Total 3112		Reserves for Receivables	806,964.99
DEFERRED CHARGES		Land Area 2.95 Sq. Miles		Surplus Dec. 31, 1993	368,775.99
SCHOOL, COUNTY, SPECIAL DISTRICT TAXES	12,639,557.94	Net Valuation Taxable-Municipal		Total	2,731,835.65
RESERVE FOR UNCOLLECTED TAXES	515,000.00	Net Valuation Taxable-County			
EXPENDITURES	19,637,797.17	State Equalized Valuation			
		State Equalization Ratio			

0513

Population 1990 453
 Population 1993 495
 S & P Rating
 Moody Rating BAA

General Tax Rate Per \$100. 1.87
 State Equalized Tax Rate 1.62

WEST WILDWOOD BORO. - CAPE MAY CO.

Form of Government

Commission (1911)

Number of Members on Governing Body - 3

PER CAPITA:

Gross Debt 5,712.58
 Net Debt 425.36
 Debt Service 40.74
 Total Tax Levy 2,015.37
 Municipal Expenditures 1,825.70

PER CENT:

Gross Debt 4.37
 Net Debt .36
 Tax Levy Collected 96.82
 Tax Levy Cancelled, Abated or Adjusted .58

EXPENDITURES		REVENUES-REALIZED		1993 PROPERTY TAX	
GENERAL GOVERNMENT		1993 Property Taxes Collected		STATE EQUALIZED TAX RATE	
Governing Body & Public Boards		868,505.85		Local District School Taxes	235,923.82
Municipal Clerk	64,400.00	1993 Payments in Lieu of Taxes		Regional & Consolidated School Tax	
Financial Administration	11,450.00	Delinquent Tax & Lien Collections		School Taxes in Municipal Budget	
Assessment of Taxes	9,800.00	Business Personalty Replacement Taxes		County Taxes	239,284.17
Collection of Taxes	2,800.00	Taxes From Public Utilities		Caunty Library Taxes	14,927.98
Planning, Housing & Development	33,670.00	Other Miscellaneous Tax Revenues		Local Municipal Purpose Taxes	453,635.00
Human Resources	1,000.00	State Aid Revenues		Veteron & Senior Citizen Taxes	11,450.00
Elections	240,700.00	Federal Aid Revenues		Total Taxes for Rate Computation	1,005,220.97
General Administration (other)	12,500.00	Sale of Acquired Property		Special District Taxes	
JUDICIARY		Other Miscellaneous Revenues		Bank Corp. Taxes	
Municipal Courts	8,150.00	Total		Added and Omitted Taxes	4,333.41
PUBLIC SAFETY		168,592.54		Total Taxes Levied - ABSTRACT	998,104.38
Fire Protection	89,956.00	Prior Years Surplus Appropriated		Total Taxes Billed	1,000,358.21
Police Protection	800.00	REVENUES TOTAL		1993 TAXES COLLECTED	868,505.85
Civil Defense & Disaster Control	26,208.00	Reserve For Uncollected Taxes		1993 Taxes Cancelled, Abated or Adjusted	5,774.13
Environmental Inspection & Control		CAPITAL OUTLAY TOTAL		Transfer to Tax Title Liens or Foreclosed	
Other Public Safety	50,350.00	22,194.54		Balance Outstanding Dec. 31, 1993	126,078.23
PUBLIC WORKS		Public Enterprises		PRIOR YEARS TAXES OUTSTANDING	
Streets and Drainage	77,000.00	Recreation--Culture		Balance January 1, 1993	109,031.27
Sewers and Sewage Processing	18,300.00	Public Works		Collected in 1993	102,526.91
Garbage and Trash Disposal	11,550.00	Buildings and Grounds		Cancelled, Abated or Adjusted 1993	405.67
Public Buildings and Grounds		Library and Education		Transfers to Tax Title Liens or Foreclosed	917.56
Other Public Works		Conservation		Balance December 31, 1993	5,231.13
HEALTH and WELFARE		All Other		TAX TITLE LIENS OUTSTANDING	
Health Services Except Environmental	50.00	CAPITAL DEBT AUTHORIZED, DECEMBER 31, 1993		Balance January 1, 1993	55,554.21
Welfare-Public Assistance	1,200.00	ISSUED AND UNISSUED		Transfer From Taxes	917.56
Hospital, Clinics, First Aid		GROSS DEBT		Redeemed In 1993	495.83
Animal, Insect, & Rodent Control	800.00	NET DEBT		Cancelled, Abated or Adjusted (1993)	
Other Welfare Services		SCHOOL		Transfer to Foreclosed Property	
RECREATION and CONSERVATION		Self-Liquidating		Balance December 31, 1993	55,975.94
Beaches and Boardwalks		Other		PROPERTY ACQUIRED BY DEED OR	
Parks, Playgrounds, Shade Trees		Total		FORECLOSURE	
Land Reclamation & Conservation		ISSUED AND OUTSTANDING		Balance January 1, 1993	
Other Recreational Services		SCHOOL		Transfers From Taxes or Liens	
EDUCATION (excluding schools)		Self-Liquidating		Sale For Cash (1993)	
Libraries		Other		Cancelled, Abated or Adjusted (1993)	
Other Educational Services		Total		Balance December 31, 1993	
STATUTORY EXPENDITURES		EQUALIZED VALUATION BASIS		CURRENT FINANCES DECEMBER 31, 1993	
Pensions & F. I. C. A.	30,300.00	FOR NET DEBT COMPUTATION		ASSETS	
Employee Fringe Benefits	56,000.00	REAL PROPERTY VALUATIONS		Cash Dec. 31, 1993	269,829.72
Other Statutory Expenditures		Code Class # of Parcels % VAL'N		Taxes Receivable	131,309.36
CETA And Other Public Employment Programs		1 Vacant Land 215 6.66		Tax Title Liens	55,975.94
MUNICIPAL FUNCTIONS	746,984.00	2 Residential 645 87.12		Foreclosed Property	
CAPITAL IMPROVEMENTS	3,000.00	3 Farm		Emergencies & Other Deferred Charges	
DEBT SERVICE		4a Commercial 14 3.48		State and Federal Aid Receivable	316.72
Principal Payments	15,000.00	4b Industrial		Other Receivables	28,918.38
Interest Payments	5,164.39	4c Apartments 6 2.74		Total	486,350.12
DEFERRED CHARGES		Total 880		LIABILITIES, RESERVES, AND SURPLUS	
SCHOOL, COUNTY, SPECIAL DISTRICT TAXES	540,135.97	Land Area .40 Sq. Miles		Cash Liabilities	108,312.64
RESERVE FOR UNCOLLECTED TAXES	136,573.80	Net Valuation Taxable-Municipal		Reserves for Receivables	216,203.68
EXPENDITURES TOTAL	1,443,858.16	Net Valuation Taxable-County		Surplus Dec. 31, 1993	161,333.80
		State Equalized Valuation		Total	486,350.12
		State Equalization Ratio			

1113

Population 1990 16,021
 Population 1993 17,914
 S & P Rating
 Moody Rating AA

General Tax Rate Per \$100. 2.23
 State Equalized Tax Rate 2.09

WEST WINDSOR TOWNSHIP - MERCER CO.

Form of Government:
 Township Committee

Number of Members on Governing Body - 5

PER CAPITA:

Gross Debt 3,559.49
 Net Debt 1,127.54
 Debt Service 115.47
 Total Tax Levy 2,541.58
 Municipal Expenditures 930.15

PER CENT:

Gross Debt 3.12
 Net Debt .99
 Tax Levy Collected 96.79
 Tax Levy Cancelled, Abated or Adjusted .37

EXPENDITURES		REVENUES-REALIZED		1993 PROPERTY TAX	
GENERAL GOVERNMENT				STATE EQUALIZED TAX RATE →	
Governing Body & Public Boards		1993 Property Taxes Collected		Local District School Taxes	
Municipal Clerk	210,396.00	1993 Payments in Lieu of Taxes		Regional & Consolidated School Tax	1.21
Financial Administration	653,431.33	Delinquent Tax & Lien Collections		School Taxes in Municipal Budget	
Assessment of Taxes	132,265.00	Business Personalty Replacement Taxes		County Taxes	.54 *
Collection of Taxes	102,033.00	Taxes From Public Utilities		County Library Taxes	.05
Planning, Housing & Development	523,670.00	Other Miscellaneous Tax Revenues		Local Municipal Purpose Taxes	.27
Human Resources	195,293.22	State Aid Revenues		Veteran & Senior Citizen Taxes	
Elections	23,552.00	Federal Aid Revenues		Total Taxes for Rate Computation	2.07
General Administration (other)	926,382.12			Special District Taxes	
JUDICIARY		Sale of Acquired Property		Bank Corp. Taxes	
Municipal Courts	205,901.29	Other Miscellaneous Revenues		Added and Omitted Taxes	1,455,570.34
PUBLIC SAFETY		Total		Total Taxes Levied - ABSTRACT	45,529,925.80
Fire Protection	866,312.30	Prior Years Surplus Appropriated		Total Taxes Billed	45,707,204.60
Police Protection	2,475,845.50	REVENUES TOTAL		1993 TAXES COLLECTED	44,199,190.14
Civil Defense & Disaster Control		Reserve For Uncollected Taxes		1993 Taxes Cancelled, Abated or Adjusted	398,674.52
Environmental Inspection & Control	473,428.00	CAPITAL OUTLAY TOTAL		Transfer to Tax Title Liens or Foreclosed	
Other Public Safety				Balance Outstanding Dec. 31, 1993	1,109,339.94
PUBLIC WORKS				PRIOR YEARS TAXES OUTSTANDING	
Streets and Drainage	888,815.00	Public Enterprises		Balance January 1, 1993	1,410,502.04
Sewers and Sewage Processing	1,403,314.00	Recreation-Culture		Collected in 1993	990,555.64
Garbage and Trash Disposal	1,171,000.00	Public Works		Cancelled, Abated or Adjusted 1993	4,424.85
Public Buildings and Grounds	280,289.00	Buildings and Grounds		Transfers to Tax Title Liens or Foreclosed	
Other Public Works	59,000.00	Library and Education		Balance December 31, 1993	415,521.55
HEALTH and WELFARE		Conservation		TAX TITLE LIENS OUTSTANDING	
Health Services Except Environmental	375,851.00	All Other		Balance January 1, 1993	14,422.23
Welfare-Public Assistance	28,277.00	CAPITAL DEBT AUTHORIZED, DECEMBER 31, 1993		Transfer From Taxes	
Hospital, Clinics, First Aid		ISSUED AND UNISSUED GROSS DEBT NET DEBT		Redeemed in 1993	
Animal, Insect, & Rodent Control	36,677.00	School 42,887,077		Cancelled, Abated or Adjusted (1993)	
Other Welfare Services		Self-Liquidating		Transfer to Foreclosed Property	
RECREATION and CONSERVATION		Other 20,877,645		Balance December 31, 1993	14,422.23
Beaches and Boardwalks	199,018.00	Total 63,764,722		PROPERTY ACQUIRED BY DEED OR FORECLOSURE	
Parks, Playgrounds, Shade Trees	42,525.00	ISSUED AND OUTSTANDING		Balance January 1, 1993	6,180.00
Land Reclamation & Conservation	97,944.00	School 10,408,498.72		Transfers From Taxes or Liens	
Other Recreational Services		Self-Liquidating		Sale For Cash (1993)	
EDUCATION (excluding schools)		Other 14,783,565.09		Cancelled, Abated or Adjusted (1993)	
Libraries		Total 25,192,063.81		Balance December 31, 1993	6,180.00
Other Educational Services		EQUALIZED VALUATION BASIS		CURRENT FINANCES DECEMBER 31, 1993	
STATUTORY EXPENDITURES		FOR NET DEBT COMPUTATION		ASSETS	
Pensions & F. I. C. A.	699,202.19	REAL PROPERTY VALUATIONS		Cash Dec. 31, 1993	6,343,710.53
Employee Fringe Benefits	895,350.00	Code Class # of Parcels % VAL'N ASSESSED VALUATION		Taxes Receivable	1,524,861.49
Other Statutory Expenditures		1 Vacant Land 693 3.79 74,232,700.00		Tax Title Liens	14,422.23
CETA And Other Public Employment Programs		2 Residential 5334 62.99 1,232,346,300.00		Foreclosed Property	6,180.00
MUNICIPAL FUNCTIONS	12,966,231.95	3 Farm 247 .77 15,026,700.00		Emergencies & Other Deferred Charges	271,800.00
CAPITAL IMPROVEMENTS	100,000.00	4a Commercial 201 25.13 491,525,200.00		State and Federal Aid Receivable	7,111.27
DEBT SERVICE		4b Industrial 19 6.09 119,208,400.00		Other Receivables	234,633.57
Principal Payments	1,246,549.58	4c Apartments 4 1.23 23,973,400.00		Total	8,402,719.09
Interest Payments	839,867.00	Total 6498 1,956,312,700.00		LIABILITIES, RESERVES, AND SURPLUS	
DEFERRED CHARGES	238,303.97	Land Area 26.84 Sq. Miles		Cash Liabilities	3,118,986.82
SCHOOL, COUNTY, SPECIAL DISTRICT TAXES	38,277,419.62	Net Valuation Taxable-Municipal		Reserves for Receivables	1,780,097.29
RESERVE FOR UNCOLLECTED TAXES	1,371,722.88	Net Valuation Taxable-County		Surplus Dec. 31, 1993	3,503,634.98
EXPENDITURES TOTAL	54,940,145.00	State Equalized Valuation		Total	8,402,719.09
		State Equalization Ratio 93.60			

General Tax Rate Per \$100.	2.33
State Equalized Tax Rate	2.24

Number of Members on Governing Body - 5

PER CAPITA:	PER CENT:
Grass Debt 1,743.39	Grass Debt 3.62
Net Debt 360.53	Net Debt .75
Debt Service 52.03	Tax Levy Collected 95.40
Total Tax Levy 1,213.99	Tax Levy Cancelled, Abated or Adjusted -18.88
Municipal Expenditures 571.73	

1987 / 3000

2020

Population 1990 23,370
 Population 1993 29,181
 S & P Rating
 Moody Rating AA

General Tax Rate Per \$100. 3.37
 State Equalized Tax Rate 2.18

WESTFIELD TOWN - UNION COUNTY
 Form of Government:
Special Charter (P.L. 1967 c. 195)
 Number of Members on Governing Body - 9

PER CAPITA:
 Gross Debt 356.13
 Net Debt 197.75
 Debt Service 29.14
 Total Tax Levy 2,078.07
 Municipal Expenditures 757.21

PER CENT.
 Gross Debt .38
 Net Debt .21
 Tax Levy Collected 93.60
 Tax Levy Cancelled, Abated or Adjusted .12

EXPENDITURES		REVENUES-REALIZED		1993 PROPERTY TAX	
GENERAL GOVERNMENT				STATE EQUALIZED TAX RATE 1.42	
Governing Body & Public Boards		1993 Property Taxes Collected	59,833,248.63	Local District School Taxes	39,546,866.00
Municipal Clerk		1993 Payments in Lieu of Taxes	156,907.00	Regional & Consolidated School Tax	
Financial Administration	79,600.00	Delinquent Tax & Lien Collections	1,082,631.53	School Taxes in Municipal Budget	
Assessment of Taxes	91,600.00	Business Personality Replacement Taxes	338,765.60	County Taxes	12,188,120.85
Collection of Taxes	101,500.00	Taxes From Public Utilities	1,898,609.10	County Library Taxes	
Planning, Housing & Development	37,400.00	Other Miscellaneous Tax Revenues		Local Municipal Purpose Taxes	8,798,824.00
Human Resources	166,522.00	State Aid Revenues	1,663,105.41	Veteran & Senior Citizen Taxes	165,650.00
Elections		Federal Aid Revenues		Total Taxes for Rate Computation	60,699,460.85
General Administration (other)	2,008,300.00			Special District Taxes	
JUDICIARY		Sale of Acquired Property		Bank Corp. Taxes	
Municipal Courts	238,400.00	Other Miscellaneous Revenues	3,037,131.14	Added and Omitted Taxes	106,437.13
PUBLIC SAFETY		Total	68,010,398.41	Total Taxes Levied - ABSTRACT	60,640,247.98
Fire Protection	2,556,112.00	Prior Years Surplus Appropriated	7,100,000.00	Total Taxes Billed	60,685,811.97
Police Protection	3,559,140.65	REVENUES TOTAL	75,110,398.41	1993 TAXES COLLECTED	59,833,248.63
Civil Defense & Disaster Control	300.00	Reserve For Uncollected Taxes	1,800,000.00	1993 Taxes Cancelled, Abated or Adjusted	70,655.42
Environmental Inspection & Control	232,300.00			Transfer to Tax Title Liens or Foreclosed	4,424.81
Other Public Safety		CAPITAL OUTLAY TOTAL	2,117,298.50	Balance Outstanding Dec. 31, 1993	777,483.11
PUBLIC WORKS				PRIOR YEARS TAXES OUTSTANDING	
Streets and Drainage	1,180,500.00	Public Enterprises		Balance January 1, 1993	1,099,895.04
Sewers and Sewage Processing	2,241,300.00	Recreation-Culture	73,569.13	Collected in 1993	1,082,631.53
Garbage and Trash Disposal		Public Works	708,571.33	Cancelled, Abated or Adjusted 1993	
Public Buildings and Grounds	246,600.00	Buildings and Grounds	1,335,158.04	Transfers to Tax Title Liens or Foreclosed	1,161.14
Other Public Works	60,000.00	Library and Education		Balance December 31, 1993	16,102.37
HEALTH and WELFARE		Conservation		TAX TITLE LIENS OUTSTANDING	
Health Services Except Environmental	279,070.00	All Other		Balance January 1, 1993	9,559.05
Welfare-Public Assistance	48,800.00			Transfer From Taxes	5,773.50
Hospital, Clinics, First Aid		CAPITAL DEBT AUTHORIZED, DECEMBER 31, 1993		Redeemed In 1993	
Animal, Insect, & Rodent Control	12,500.00	ISSUED AND UNISSUED		Cancelled, Abated or Adjusted (1993)	
Other Welfare Services		School	4,244,000	Transfer to Foreclosed Property	
RECREATION and CONSERVATION		Self-Liquidating	379,000	Balance December 31, 1993	15,332.55
Beaches and Boardwalks		Other	5,770,545	PROPERTY ACQUIRED BY DEED OR FORECLOSURE	
Parks, Playgrounds, Shade Trees	713,000.00	Total	10,393,545	Balance January 1, 1993	299,020.00
Land Reclamation & Conservation				Transfers From Taxes or Liens	
Other Recreational Services	243,900.00	ISSUED AND OUTSTANDING		Sale For Cash (1993)	
EDUCATION (excluding schools)		School	4,244,000.00	Cancelled, Abated or Adjusted (1993)	
Libraries	976,471.00	Self-Liquidating	369,000.00	Balance December 31, 1993	299,020.00
Other Educational Services		Other	4,196,000.00	CURRENT FINANCES DECEMBER 31, 1993	
STATUTORY EXPENDITURES		Total	8,809,000.00	ASSETS	
Pensions & F. I. C. A.	1,138,600.00	EQUALIZED VALUATION BASIS FOR NET DEBT COMPUTATION	2,755,337,269	Cash Dec. 31, 1993	14,168,689.61
Employee Fringe Benefits	1,672,600.00	REAL PROPERTY VALUATIONS		Taxes Receivable	793,585.48
Other Statutory Expenditures		Code Class # of Parcels % VAL'N	ASSESSED VALUATION	Tax Title Liens	15,332.55
CETA And Other Public Employment Programs		1 Vacant Land 212 .41	7,390,300.00	Foreclosed Property	299,020.00
MUNICIPAL FUNCTIONS TOTAL	17,884,515.65	2 Residential 9012 87.62	1,566,792,300.00	Emergencies & Other Deferred Charges	13,200.00
CAPITAL IMPROVEMENTS *MEMO*	1,500,000.00	3 Farm 2	3,100.00	State and Federal Aid Receivable	71,056.16
DEBT SERVICE		4a Commercial 419 10.41	186,181,700.00	Other Receivables	1,004,859.40
Principal Payments	575,000.00	4b Industrial 5 .29	5,239,100.00	Total	16,365,743.20
Interest Payments	275,318.00	4c Apartments 11 1.26	22,458,100.00	LIABILITIES, RESERVES, AND SURPLUS	
		Total 9661	1,788,069,600.00	Cash Liabilities	6,616,734.15
DEFERRED CHARGES	1,561,200.00	Land Area 6.50 Sq. Miles		Reserves for Receivables	2,112,797.43
SCHOOL, COUNTY, SPECIAL DISTRICT TAXES	51,734,986.85	Net Valuation Taxable-Municipal	1,797,607,562	Surplus Dec. 31, 1993	7,636,211.52
RESERVE FOR UNCOLLECTED TAXES	1,800,000.00	Net Valuation Taxable-County	2,671,130,220	Total	16,365,743.20
EXPENDITURES TOTAL	73,831,020.50	State Equalized Valuation	2,777,019,157		
		State Equalization Ratio	64.61		

0821

Population 1990 4,573
 Population 1993 4,714
 S & P Rating
 Moody Rating BAA

General Tax Rate Per \$100. 3.70
 State Equalized Tax Rate 2.45

WESTVILLE BOROUGH - GLOUCESTER CO.

Form of Government
Borough Council

Number of Members on Governing Body - 6

PER CAPITA:

Gross Debt 780.29
 Net Debt 238.08
 Debt Service 44.24
 Total Tax Levy 826.08
 Municipal Expenditures 584.39

PER CENT:

Gross Debt 2.34
 Net Debt .72
 Tax Levy Collected 96.09
 Tax Levy Cancelled, Abated or Adjusted .45

EXPENDITURES		REVENUES-REALIZED		1993 PROPERTY TAX	
GENERAL GOVERNMENT				STATE EQUALIZED TAX RATE —→	
Governing Body & Public Boards	85,029.78	1993 Property Taxes Collected	3,970,155.73	Local District School Taxes .51	812,465.25
Municipal Clerk	30,790.77	1993 Payments in Lieu of Taxes		Regional & Consolidated School Tax .59	932,380.03
Financial Administration	10,866.00	Delinquent Tax & Lien Collections	174,409.42	School Taxes in Municipal Budget	
Assessment of Taxes	30,570.00	Business Personalty Replacement Taxes	45,409.08	County Taxes .63	1,003,743.37
Collection of Taxes	7,016.20	Taxes From Public Utilities	227,234.86	County Library Taxes	
Planning, Housing & Development	49,624.30	Other Miscellaneous Tax Revenues		Local Municipal Purpose Taxes .72	1,134,555.01
Human Resources	1,687.15	State Aid Revenues	293,060.01	Veteran & Senior Citizen Taxes	67,700.00
Elections		Federal Aid Revenues		Total Taxes for Rate Computation 2.45	3,950,843.66
General Administration (other)	240,754.55			Special District Taxes	
JUDICIARY		Sale of Acquired Property	696,215.28	Bank Corp. Taxes	
Municipal Courts	2,205.00	Other Miscellaneous Revenues	5,406,484.38	Added and Omitted Taxes	10,996.92
PUBLIC SAFETY		Total	5,766,484.38	Total Taxes Levied - ABSTRACT	3,894,140.58
Fire Protection	457,981.71	Prior Years Surplus Appropriated	170,000.00	Total Taxes Billed	4,131,498.92
Police Protection	2,100.00	REVENUES	5,576,484.38	1993 TAXES COLLECTED	3,970,155.73
Civil Defense & Disaster Control	22,204.49	Reserve For Uncollected Taxes	168,600.45	1993 Taxes Cancelled, Abated or Adjusted	18,564.61
Environmental Inspection & Control		CAPITAL OUTLAY	158,415.66	Transfer to Tax Title Liens or Foreclosed	
Other Public Safety		TOTAL	158,415.66	Balance Outstanding Dec. 31, 1993	142,778.58
PUBLIC WORKS				PRIOR YEARS TAXES OUTSTANDING	
Streets and Drainage	163,647.52	Public Enterprises	64,830.96	Balance January 1, 1993	163,291.35
Sewers and Sewage Processing	90,457.00	Recreation-Culture		Collected in 1993	162,328.06
Garbage and Trash Disposal	354,252.85	Public Works	11,154.99	Cancelled, Abated or Adjusted 1993	1.00
Public Buildings and Grounds	47,054.97	Buildings and Grounds	82,429.71	Transfers to Tax Title Liens or Foreclosed	
Other Public Works	18,500.00	Library and Education		Balance December 31, 1993	962.29
HEALTH and WELFARE		Conservation		TAX TITLE LIENS OUTSTANDING	
Health Services Except Environmental	800.02	All Other		Balance January 1, 1993	21,488.35
Welfare-Public Assistance	3,294.38			Transfer From Taxes	
Hospital, Clinics, First Aid		CAPITAL DEBT AUTHORIZED, DECEMBER 31, 1993		Redeemed in 1993	12,353.96
Animal, Insect, & Rodent Control	50.00	ISSUED AND UNISSUED		Cancelled, Abated or Adjusted (1993)	
Other Welfare Services		School	1,378,680	Transfer to Foreclosed Property	
RECREATION and CONSERVATION		Self-Liquidating	1,177,289	Balance December 31, 1993	9,134.39
Beaches and Boardwalks		Other	1,122,315	PROPERTY ACQUIRED BY DEED OR	
Parks, Playgrounds, Shade Trees	62,216.27	Total	3,678,284	FORECLOSURE	
Land Reclamation & Conservation	500.00			Balance January 1, 1993	28,300.00
Other Recreational Services	11,422.00	ISSUED AND OUTSTANDING		Transfers From Taxes or Liens	
EDUCATION (excluding schools)		School	1,378,680.12	Sale For Cash (1993)	
Libraries	53,705.00	Self-Liquidating	1,177,289.65	Cancelled, Abated or Adjusted (1993)	
Other Educational Services		Other	1,121,860.00	Balance December 31, 1993	28,300.00
STATUTORY EXPENDITURES		Total	3,677,829.77	CURRENT FINANCES DECEMBER 31, 1993	
Pensions & F. I. C. A.	96,734.00	EQUALIZED VALUATION BASIS	156,895,595	ASSETS	
Employee Fringe Benefits		FOR NET DEBT COMPUTATION		Cash Dec. 31, 1993	388,976.08
Other Statutory Expenditures		REAL PROPERTY VALUATIONS		Taxes Receivable	143,740.87
CETA And Other Public Employment Programs		Code Class # of Parcels % VAL'N	ASSESSED VALUATION	Tax Title Liens	9,134.39
MUNICIPAL FUNCTIONS	2,363,155.03	1 Vacant Land 89 1.06	1,111,700.00	Foreclosed Property	28,300.00
CAPITAL IMPROVEMENTS	5,000.00	2 Residential 1381 69.87	73,110,900.00	Emergencies & Other Deferred Charges	46,287.55
DEBT SERVICE		3 Farm		State and Federal Aid Receivable	148,283.72
Principal Payments	40,600.00	4a Commercial 118 15.73	16,462,500.00	Other Receivables	105,870.54
Interest Payments	167,952.34	4b Industrial 17 8.38	8,457,700.00	Total	870,593.15
		4c Apartments 11 5.25	5,498,800.00	LIABILITIES, RESERVES, AND SURPLUS	
		Total 1616	106,641,500.00	Cash Liabilities	433,792.64
DEFERRED CHARGES	14,510.09	Land Area 1.21 Sq. Miles		Reserves for Receivables	237,045.30
SCHOOL, COUNTY, SPECIAL DISTRICT TAXES	2,748,588.65	Net Valuation Taxable-Municipal	105,114,847	Surplus Dec. 31, 1993	149,754.71
RESERVE FOR UNCOLLECTED TAXES	168,600.45	Net Valuation Taxable-County	163,315,310	Total	870,593.15
EXPENDITURES	5,503,406.56	State Equalized Valuation	158,327,524		
TOTAL		State Equalization Ratio	66.29		

0267

Population 1990 10,446
 Population 1993 10,303
 S & P Rating
 Moody Rating A1

General Tax Rate Per \$100.

2.59

State Equalized Tax Rate

2.01

WESTWOOD BOROUGH - BERGEN COUNTY

Form of Government:

Borough Council

Number of Members on Governing Body - 6

PER CAPITA:

Gross Debt 1,153.21

Net Debt 1,111.32

Debt Service 61.86

Total Tax Levy 1,615.59

Municipal Expenditures 844.52

PER CENT:

Gross Debt 1.39

Net Debt 1.34

Tax Levy Collected 95.90

Tax Levy Cancelled, Abated

or Adjusted .44

EXPENDITURES		REVENUES-REALIZED		1993 PROPERTY TAX	
GENERAL GOVERNMENT				STATE EQUALIZED TAX RATE →	
Governing Body & Public Boards	7,500.00	1993 Property Taxes Collected		Local District School Taxes	
Municipal Clerk	30,600.00	1993 Payments in Lieu of Taxes		Regional & Consolidated School Tax	1.10 9,100,429.37
Financial Administration	43,517.00	Delinquent Tax & Lien Collections		School Taxes in Municipal Budget	
Assessment of Taxes	386,458.00	Business Personalty Replacement Taxes		County Taxes	.27 2,268,762.04
Collection of Taxes	128,767.00	Taxes From Public Utilities		County Library Taxes	
Planning, Housing & Development	17,300.00	Other Miscellaneous Tax Revenues		Local Municipal Purpose Taxes	.63 5,197,256.00
Human Resources	109,176.00	State Aid Revenues		Veteran & Senior Citizen Taxes	64,850.00
Elections	5,550.00	Federal Aid Revenues		Total Taxes for Rate Computation	2.00 16,631,297.41
General Administration (other)	649,062.00			Special District Taxes	
JUDICIARY		Sale of Acquired Property		Bank Corp. Taxes	
Municipal Courts	83,029.00	Other Miscellaneous Revenues		Added and Omitted Taxes	78,943.00
PUBLIC SAFETY		Total		Total Taxes Levied - ABSTRACT	16,645,390.41
Fire Protection	245,406.00	Prior Years Surplus Appropriated		Total Taxes Billed	16,678,196.00
Police Protection	1,664,520.00	REVENUES TOTAL		1993 TAXES COLLECTED	15,993,893.00
Civil Defense & Disaster Control	1,800.00	Reserve For Uncollected Taxes		1993 Taxes Cancelled, Abated or Adjusted	73,683.00
Environmental Inspection & Control	95,920.00	CAPITAL OUTLAY TOTAL		Transfer to Tax Title Liens or Foreclosed	27,695.00
Other Public Safety				Balance Outstanding Dec. 31, 1993	582,925.00
PUBLIC WORKS		Public Enterprises		PRIOR YEARS TAXES OUTSTANDING	
Streets and Drainage	701,811.00	Recreation-Culture		Balance January 1, 1993	381,081.00
Sewers and Sewage Processing	870,310.00	Public Works		Collected in 1993	329,841.00
Garbage and Trash Disposal	887,500.00	Buildings and Grounds		Cancelled, Abated or Adjusted 1993	42,050.00
Public Buildings and Grounds	56,987.00	Library and Education		Transfers to Tax Title Liens or Foreclosed	347.00
Other Public Works	43,900.00	Conservation		Balance December 31, 1993	8,843.00
HEALTH and WELFARE		All Other		TAX TITLE LIENS OUTSTANDING	
Health Services Except Environmental	126,127.00	CAPITAL DEBT AUTHORIZED, DECEMBER 31, 1993		Balance January 1, 1993	199,300.00
Welfare-Public Assistance	24,000.00	ISSUED AND UNISSUED GROSS DEBT NET DEBT		Transfer From Taxes	28,042.00
Hospital, Clinics, First Aid		School 51,419		Redeemed In 1993	
Animal, Insect, & Rodent Control	7,000.00	Self-Liquidating		Cancelled, Abated or Adjusted (1993)	
Other Welfare Services		Other 11,830,120		Transfer to Foreclosed Property	
RECREATION and CONSERVATION		Total 11,881,539		Balance December 31, 1993	227,342.00
Beaches and Boardwalks	10,000.00	ISSUED AND OUTSTANDING		PROPERTY ACQUIRED BY DEED OR	
Parks, Playgrounds, Shade Trees	57,964.00	School 51,419.00		FORECLOSURE	
Land Reclamation & Conservation	180,968.00	Self-Liquidating		Balance January 1, 1993	349,900.00
Other Recreational Services		Other 9,809,800.00		Transfers From Taxes or Liens	
EDUCATION (excluding schools)		Total 9,861,219.00		Sale For Cash (1993)	
Libraries	304,700.00	EQUALIZED VALUATION BASIS		Cancelled, Abated or Adjusted (1993)	
Other Educational Services	100.00	FOR NET DEBT COMPUTATION		Balance December 31, 1993	349,900.00
STATUTORY EXPENDITURES		REAL PROPERTY VALUATIONS		CURRENT FINANCES DECEMBER 31, 1993	
Pensions & F. I. C. A.	348,826.00	Code Class # of Parcels % VAL'N ASSESSED VALUATION		ASSETS	
Employee Fringe Benefits	382,000.00	1 Vacant Land 177 .97 6,207,800.00		Cash Dec. 31, 1993	1,475,989.00
Other Statutory Expenditures	1.00	2 Residential 3001 72.93 466,495,800.00		Taxes Receivable	591,768.00
CETA And Other Public Employment Programs		3 Farm 111,230,000.00		Tax Title Liens	227,342.00
MUNICIPAL FUNCTIONS	7,475,799.00	4a Commercial 218 17.40 22,926,000.00		Foreclosed Property	349,900.00
CAPITAL IMPROVEMENTS	25,000.00	4b Industrial 34 3.58 32,699,200.00		Emergencies & Other Deferred Charges	69,376.00
DEBT SERVICE		4c Apartments 25 5.11 639,609,800.00		State and Federal Aid Receivable	6,875.00
Principal Payments	315,000.00	Total 3455		Other Receivables	210,363.00
Interest Payments	322,350.00	Land Area 2.40 Sq. Miles		Total	2,931,313.00
DEFERRED CHARGES	67,981.00	Net Valuation Taxable-Municipal		LIABILITIES, RESERVES, AND SURPLUS	
SCHOOL, COUNTY, SPECIAL DISTRICT TAXES	11,369,191.41	Net Valuation Taxable-County		Cash Liabilities	1,476,689.00
RESERVE FOR UNCOLLECTED TAXES	520,000.00	State Equalized Valuation		Reserves for Receivables	1,360,068.00
EXPENDITURES TOTAL	20,070,321.41	State Equalization Ratio 77.44		Surplus Dec. 31, 1993	94,556.00
				Total	2,931,313.00

0123

Population 1990 1,957
 Population 1993 2,030
 S & P Rating
 Moody Rating

General Tax Rate Per \$100. 2.52
 State Equalized Tax Rate 1.89

WEYMOUTH TOWNSHIP - ATLANTIC CO.

Form of Government:

Township Committee

Number of Members on Governing Body - 3

PER CAPITA:

Grass Debt 1,358.62
 Net Debt 353.46
 Debt Service 14.96
 Total Tax Levy 665.97
 Municipal Expenditures 391.42

PER CENT:

Grass Debt 4.05
 Net Debt 1.05
 Tax Levy Collected 87.61
 Tax Levy Cancelled, Abated or Adjusted .09

EXPENDITURES		REVENUES-REALIZED		1993 PROPERTY TAX	
GENERAL GOVERNMENT		1993 Property Taxes Collected		STATE EQUALIZED TAX RATE 1.21	864,477.00
Governing Body & Public Boards		1993 Payments in Lieu of Taxes	1,184,802.41	Local District School Taxes	
Municipal Clerk		Delinquent Tax & Lien Collections	101,954.97	Regional & Consolidated School Tax	
Financial Administration	20,250.00	Business Personalty Replacement Taxes	8,426.62	School Taxes in Municipal Budget	
Assessment of Taxes	14,550.00	Taxes From Public Utilities	278,050.00	County Taxes	* 354,646.03
Collection of Taxes	29,000.00	Other Miscellaneous Tax Revenues		County Library Taxes	.03 23,995.35
Planning, Housing & Development	14,400.00	State Aid Revenues	110,553.00	Local Municipal Purpose Taxes	.15 103,842.31
Human Resources	4,493.00	Federal Aid Revenues		Veteran & Senior Citizen Taxes	17,300.00
Elections				Total Taxes for Rate Computation	1.89 1,364,260.69
General Administration (other)	170,000.00			Special District Taxes	
JUDICIARY		Sale of Acquired Property	45,998.44	Bank Corp. Taxes	
Municipal Courts	18,000.00	Other Miscellaneous Revenues	60,123.99	Added and Omitted Taxes	4,957.12
PUBLIC SAFETY		Total	1,789,909.43	Total Taxes Levied - ABSTRACT	1,351,917.81
Fire Protection	35,096.00	Prior Years Surplus Appropriated	155,000.00	Total Taxes Billed	1,352,303.22
Police Protection	6,000.00	REVENUES TOTAL	1,944,909.43	1993 TAXES COLLECTED	1,184,802.41
Civil Defense & Disaster Control	8,000.00	Reserve For Uncollected Taxes	121,584.23	1993 Taxes Cancelled, Abated or Adjusted	1,278.76
Environmental Inspection & Control	2,850.00			Transfer to Tax Title Liens or Foreclosed	29,457.64
Other Public Safety		CAPITAL OUTLAY TOTAL	93,199.40	Balance Outstanding Dec. 31, 1993	136,764.41
PUBLIC WORKS				PRIOR YEARS TAXES OUTSTANDING	
Streets and Drainage	71,000.00	Public Enterprises		Balance January 1, 1993	124,545.61
Sewers and Sewage Processing		Recreation-Culture		Collected in 1993	98,585.61
Garbage and Trash Disposal	133,250.00	Public Works	37,137.66	Cancelled, Abated or Adjusted 1993	
Public Buildings and Grounds	40,000.00	Buildings and Grounds	56,061.74	Transfers to Tax Title Liens or Foreclosed	3,717.31
Other Public Works	36,000.00	Library and Education		Balance December 31, 1993	22,242.69
HEALTH and WELFARE		Conservation		TAX TITLE LIENS OUTSTANDING	
Health Services Except Environmental		All Other		Balance January 1, 1993	90,510.99
Welfare-Public Assistance	1,350.00			Transfer From Taxes	33,590.53
Hospital, Clinics, First Aid		CAPITAL DEBT AUTHORIZED, DECEMBER 31, 1993		Redeemed In 1993	3,369.36
Animal, Insect, & Rodent Control	5,000.00	ISSUED AND UNISSUED		Cancelled, Abated or Adjusted (1993)	
Other Welfare Services		School	2,474,000	Transfer to Foreclosed Property	
RECREATION and CONSERVATION		Self-Liquidating		Balance December 31, 1993	120,732.16
Beaches and Boardwalks		Other	283,990	PROPERTY ACQUIRED BY DEED OR FORECLOSURE	
Parks, Playgrounds, Shade Trees		Total	2,757,990	Balance January 1, 1993	130,235.00
Land Reclamation & Conservation				Transfers From Taxes or Liens	
Other Recreational Services	4,600.00	ISSUED AND OUTSTANDING		Sale For Cash (1993)	
EDUCATION (excluding schools)		School	2,474,000.00	Cancelled, Abated or Adjusted (1993)	
Libraries		Self-Liquidating		Balance December 31, 1993	130,235.00
Other Educational Services		Other	268,500.00	CURRENT FINANCES DECEMBER 31, 1993	
STATUTORY EXPENDITURES		Total	2,742,500.00	ASSETS	
Pensions & F. I. C. A.	9,000.00	EQUALIZED VALUATION BASIS		Cash Dec. 31, 1993	328,324.32
Employee Fringe Benefits	5,600.00	FOR NET DEBT COMPUTATION	68,015,583	Taxes Receivable	159,007.10
Other Statutory Expenditures		REAL PROPERTY VALUATIONS		Tax Title Liens	120,732.16
CETA And Other Public Employment Programs		Code Class # of Parcels % VAL'N	ASSESSED VALUATION	Foreclosed Property	130,235.00
MUNICIPAL FUNCTIONS TOTAL	628,439.00	1 Vacant Land 425 15.39	8,136,800.00	Emergencies & Other Deferred Charges	19,000.00
CAPITAL IMPROVEMENTS *MEMO*	10,000.00	2 Residential 564 72.11	38,122,200.00	State and Federal Aid Receivable	51,000.00
DEBT SERVICE		3 Farm 21 .79	419,000.00	Other Receivables	4,901.41
Principal Payments	20,000.00	4a Commercial 30 8.32	4,664,500.00	Total	813,199.99
Interest Payments	10,365.50	4b Industrial 2 2.89	1,526,900.00	LIABILITIES, RESERVES, AND SURPLUS	
		4c Apartments		Cash Liabilities	187,749.04
		Total 1042	52,869,400.00	Reserves for Receivables	414,875.67
DEFERRED CHARGES	14,200.00	Land Area 12.00 Sq. Miles		Surplus Dec. 31, 1993	210,575.28
SCHOOL, COUNTY, SPECIAL DISTRICT TAXES	1,243,118.38	Net Valuation Taxable-Municipal	53,551,118	Total	813,199.99
RESERVE FOR UNCOLLECTED TAXES	121,584.23	Net Valuation Taxable-County	71,411,648		
EXPENDITURES TOTAL	2,037,707.11	State Equalized Valuation	71,315,519		
		State Equalization Ratio	74.85		

1439

Population 1990 5,405
 Population 1993 5,410
 S & P Rating
 Moody Rating A

General Tax Rate Per \$100.

5.29

State Equalized Tax Rate

2.40

WHARTON BOROUGH - MORRIS COUNTY

Form of Government:

Borough Council

Number of Members on Governing Body - 6

PER CAPITA:

Grass Debt 783.67
 Net Debt 541.81
 Debt Service 64.10
 Total Tax Levy 1,290.66
 Municipal Expenditures 625.79

PER CENT:

Grass Debt 1.44
 Net Debt 1.00
 Tax Levy Collected 97.00
 Tax Levy Cancelled, Abated
 or Adjusted .12

EXPENDITURES	REVENUES-REALIZED	1993 PROPERTY TAX	
GENERAL GOVERNMENT		STATE EQUALIZED TAX RATE	
Governing Body & Public Boards		Local District School Taxes	1.03
Municipal Clerk		Regional & Consolidated School Tax	.53
Financial Administration	69,805.00	School Taxes in Municipal Budget	
Assessment of Taxes	23,625.00	County Taxes	.32
Collection of Taxes	26,745.28	County Library Taxes	
Planning, Housing & Development	31,480.00	Local Municipal Purpose Taxes	.53
Human Resources	17,362.00	Veteran & Senior Citizen Taxes	
Elections	1,700.00	Total Taxes for Rate Computation	2.41
General Administration (other)	341,937.08	Special District Taxes	
JUDICIARY		Bank Corp. Taxes	
Municipal Courts	28,000.00	Added and Omitted Taxes	39,415.42
PUBLIC SAFETY		Total Taxes Levied - ABSTRACT	6,982,450.67
Fire Protection	43,748.00	Total Taxes Billed	7,407,380.68
Police Protection	665,275.00	1993 TAXES COLLECTED	7,185,374.70
Civil Defense & Disaster Control	2,085.00	1993 Taxes Cancelled, Abated or Adjusted	8,540.71
Environmental Inspection & Control	35,025.00	Transfer to Tax Title Liens or Foreclosed	51,672.31
Other Public Safety		Balance Outstanding Dec. 31, 1993	161,792.46
PUBLIC WORKS		PRIOR YEARS TAXES OUTSTANDING	
Streets and Drainage	148,379.00	Balance January 1, 1993	379,551.33
Sewers and Sewage Processing		Collected in 1993	316,229.29
Garbage and Trash Disposal	442,853.00	Cancelled, Abated or Adjusted 1993	
Public Buildings and Grounds		Transfers to Tax Title Liens or Foreclosed	36,159.43
Other Public Works		Balance December 31, 1993	27,162.61
HEALTH AND WELFARE		TAX TITLE LIENS OUTSTANDING	
Health Services Except Environmental	65,435.23	Balance January 1, 1993	32,212.29
Welfare-Public Assistance	2,905.00	Transfer From Taxes	99,227.81
Hospital, Clinics, First Aid		Redeemed In 1993	12,852.43
Animal, Insect, & Rodent Control		Cancelled, Abated or Adjusted (1993)	
Other Welfare Services		Transfer to Foreclosed Property	
RECREATION AND CONSERVATION		Balance December 31, 1993	118,587.67
Beaches and Boardwalks	83,165.00	PROPERTY ACQUIRED BY DEED OR	
Parks, Playgrounds, Shade Trees	2,600.00	FORECLOSURE	
Land Reclamation & Conservation	29,015.00	Balance January 1, 1993	47,200.00
Other Recreational Services		Transfers From Taxes or Liens	
EDUCATION (excluding schools)		Sale For Cash (1993)	
Libraries	96,099.00	Cancelled, Abated or Adjusted (1993)	
Other Educational Services		Balance December 31, 1993	47,200.00
STATUTORY EXPENDITURES		CURRENT FINANCES DECEMBER 31, 1993	
Pensions & F. I. C. A.	117,990.56	ASSETS	
Employee Fringe Benefits	157,725.64	Cash Dec. 31, 1993	1,156,998.06
Other Statutory Expenditures	6,000.00	Taxes Receivable	188,955.07
CETA And Other Public Employment Programs		Tax Title Liens	118,587.67
MUNICIPAL FUNCTIONS		Foreclosed Property	47,200.00
CAPITAL IMPROVEMENTS	2,438,944.79	Emergencies & Other Deferred Charges	43,837.00
DEBT SERVICE		State and Federal Aid Receivable	
Principal Payments	226,772.00	Other Receivables	13,259.03
Interest Payments	119,994.04	Total	1,568,826.83
DEFERRED CHARGES	105,567.00	LIABILITIES, RESERVES, AND SURPLUS	
SCHOOL, COUNTY, SPECIAL DISTRICT TAXES	5,426,072.25	Cash Liabilities	447,926.54
RESERVE FOR UNCOLLECTED TAXES	494,223.00	Reserves for Receivables	368,001.77
EXPENDITURES	8,811,573.08	Surplus Dec. 31, 1993	752,898.52
TOTAL		Total	1,568,826.83

REVENUES-REALIZED

1993 Property Taxes Collected 7,185,374.70
 1993 Payments in Lieu of Taxes
 Delinquent Tax & Lien Collections 329,081.72
 Business Personalty Replacement Taxes 113,061.64
 Taxes From Public Utilities 303,073.00
 Other Miscellaneous Tax Revenues
 State Aid Revenues 462,957.47
 Federal Aid Revenues

Sale of Acquired Property
 Other Miscellaneous Revenues
 Total 8,694,917.85
 Prior Years Surplus Appropriated 195,000.00
 REVENUES TOTAL 8,889,917.85
 Reserve For Uncollected Taxes 494,223.00

CAPITAL OUTLAY TOTAL

Public Enterprises 970.00
 Recreation-Culture 6,282.62
 Public Works 446,027.62
 Buildings and Grounds
 Library and Education
 Conservation
 All Other

CAPITAL DEBT AUTHORIZED, DECEMBER 31, 1993
 ISSUED AND UNISSUED GROSS DEBT NET DEBT
 School 523,810
 Self-Liquidating 784,634
 Other 2,931,197
 Total 4,239,642 2,931,197

ISSUED AND OUTSTANDING
 School 523,810.52
 Self-Liquidating 754,050.28
 Other 2,320,000.00
 Total 3,597,860.80

EQUALIZED VALUATION BASIS
 FOR NET DEBT COMPUTATION 294,044,965

REAL PROPERTY VALUATIONS
 Code Class # of Parcels % VAL'N ASSESSED VALUATION
 1 Vacant Land 97 3.52 4,592,350.00
 2 Residential 1533 74.91 97,682,700.00
 3 Farm 3 .05 65,100.00
 4a Commercial 68 9.00 11,742,200.00
 4b Industrial 16 10.15 13,232,550.00
 4c Apartments 8 2.37 3,092,700.00
 Total 1730 130,407,600.00

Land Area 1.95 Sq. Miles
 Net Valuation Taxable-Municipal 130,824,723
 Net Valuation Taxable-County 287,504,639
 State Equalized Valuation 288,229,085
 State Equalization Ratio 45.31

*Includes County Health Services Taxes, County Vocational School Taxes,
 or County Open Space Tax. See Table 13.

Population 1990 3,603
 Population 1993 3,686
 S & P Rating
 Moody Rating

General Tax Rate Per \$100. 1.68
 State Equalized Tax Rate 1.82

WHITE TOWNSHIP - WARREN COUNTY

Form of Government:

Township Committee

Number of Members on Governing Body - 3

PER CAPITA:

Gross Debt 43.30
 Net Debt 43.30
 Debt Service 9.12
 Total Tax Levy 1,387.84
 Municipal Expenditures 392.57

PER CENT:

Gross Debt .06
 Net Debt .06
 Tax Levy Collected 94.47
 Tax Levy Cancelled, Abated or Adjusted .09

EXPENDITURES		REVENUES-REALIZED		1993 PROPERTY TAX	
GENERAL GOVERNMENT		1993 Property Taxes Collected		STATE EQUALIZED TAX RATE 1.09	
Governing Body & Public Boards		1993 Payments in Lieu of Taxes	6,847,136.80	Local District School Taxes	3,043,328.00
Municipal Clerk		Delinquent Tax & Lien Collections	367,179.27	Regional & Consolidated School Tax	
Financial Administration	35,195.00	Business Personality Replacement Taxes	65,818.56	School Taxes in Municipal Budget	
Assessment of Taxes	93,811.50	Taxes From Public Utilities	197,999.00	County Taxes	.66 1,854,634.73
Collection of Taxes	23,180.00	Other Miscellaneous Tax Revenues		County Library Taxes	.06 159,805.27
Planning, Housing & Development	38,154.00	State Aid Revenues	90,079.00	Local Municipal Purpose Taxes	
Human Resources	6,350.00	Federal Aid Revenues		Veteran & Senior Citizen Taxes	23,000.00
Elections				Total Taxes for Rate Computation	1.81 5,080,768.00
General Administration (other)	264,840.00			Special District Taxes	
JUDICIARY		Sale of Acquired Property		Bank Corp. Taxes	
Municipal Courts	36,266.00	Other Miscellaneous Revenues	832,986.95	Added and Omitted Taxes	57,805.79
PUBLIC SAFETY		Total	6,401,199.58	Total Taxes Levied - ABSTRACT	5,115,573.79
Fire Protection	32,567.00	Prior Years Surplus Appropriated	454,997.44	Total Taxes Billed	5,130,750.92
Police Protection	10,000.00	REVENUES TOTAL	6,856,197.02	1993 TAXES COLLECTED	4,847,136.80
Civil Defense & Disaster Control	2,000.00	Reserve For Uncollected Taxes	352,000.00	1993 Taxes Cancelled, Abated or Adjusted	4,435.38
Environmental Inspection & Control	34,347.00			Transfer to Tax Title Liens or Foreclosed	36,857.10
Other Public Safety		CAPITAL OUTLAY TOTAL	228,990.60	Balance Outstanding Dec. 31, 1993	242,321.64
PUBLIC WORKS				PRIOR YEARS TAXES OUTSTANDING	
Streets and Drainage	211,738.00	Public Enterprises		Balance January 1, 1993	354,144.34
Sewers and Sewage Processing	13,951.00	Recreation-Culture	3,962.50	Collected in 1993	228,018.32
Garbage and Trash Disposal	21,115.00	Public Works	86,153.12	Cancelled, Abated or Adjusted 1993	2,013.48
Public Buildings and Grounds	20,195.00	Buildings and Grounds	138,874.98	Transfers to Tax Title Liens or Foreclosed	9,775.20
Other Public Works		Library and Education		Balance December 31, 1993	114,337.34
HEALTH and WELFARE		Conservation		TAX TITLE LIENS OUTSTANDING	
Health Services Except Environmental		All Other		Balance January 1, 1993	193,232.74
Welfare-Public Assistance	1,748.00			Transfer From Taxes	50,033.49
Hospital, Clinics, First Aid		CAPITAL DEBT AUTHORIZED, DECEMBER 31, 1993		Redeemed in 1993	139,160.95
Animal, Insect, & Rodent Control	2,620.00	ISSUED AND UNISSUED		Cancelled, Abated or Adjusted (1993)	
Other Welfare Services		School		Transfer to Foreclosed Property	
RECREATION and CONSERVATION		Self-Liquidating		Balance December 31, 1993	104,105.28
Beaches and Boardwalks		Other	159,600	PROPERTY ACQUIRED BY DEED OR	
Parks, Playgrounds, Shade Trees	4,000.00	Total	159,600	FORECLOSURE	
Land Reclamation & Conservation	2,872.00	ISSUED AND OUTSTANDING		Balance January 1, 1993	
Other Recreational Services	5,000.00	School		Transfers From Taxes or Liens	
EDUCATION (excluding schools)		Self-Liquidating		Sale For Cash (1993)	
Libraries		Other	114,000.00	Cancelled, Abated or Adjusted (1993)	
Other Educational Services	1,800.00	Total	114,000.00	Balance December 31, 1993	
STATUTORY EXPENDITURES		EQUALIZED VALUATION BASIS		CURRENT FINANCES DECEMBER 31, 1993	
Pensions & F. I. C. A.	48,002.00	FOR NET DEBT COMPUTATION	277,576,199	ASSETS	
Employee Fringe Benefits	37,153.00	REAL PROPERTY VALUATIONS		Cash Dec. 31, 1993	3,107,228.58
Other Statutory Expenditures	600.00	Code Class # of Parcels % VALN	ASSESSED VALUATION	Taxes Receivable	356,658.98
CETA And Other Public Employment Programs		1 Vacant Land 426 7.40	22,252,475.00	Tax Title Liens	104,105.28
MUNICIPAL FUNCTIONS TOTAL	952,504.50	2 Residential 961 44.70	134,391,600.00	Foreclosed Property	
CAPITAL IMPROVEMENTS *MEMO*	150,000.00	3 Farm 357 4.68	14,069,646.00	Emergencies & Other Deferred Charges	52,000.00
DEBT SERVICE		4a Commercial 72 6.36	19,120,362.00	State and Federal Aid Receivable	
Principal Payments	28,500.00	4b Industrial 2 35.09	105,496,500.00	Other Receivables	70,390.65
Interest Payments	5,120.00	4c Apartments 5 1.76	5,289,100.00	Total	3,690,383.49
DEFERRED CHARGES	108,900.00	Total 1823	300,619,683.00	LIABILITIES, RESERVES, AND SURPLUS	
SCHOOL, COUNTY, SPECIAL DISTRICT TAXES	5,057,768.00	Land Area 27.35 Sq. Miles		Cash Liabilities	584,742.98
RESERVE FOR UNCOLLECTED TAXES	352,000.00	Net Valuation Taxable-Municipal	301,961,020	Reserves for Receivables	531,154.91
EXPENDITURES TOTAL	6,504,792.50	Net Valuation Taxable-County	291,214,870	Surplus Dec. 31, 1993	2,574,485.70
		State Equalized Valuation	279,564,039	Total	3,690,383.49
		State Equalization Ratio	108.05		

0514

Population 1990 4,484
 Population 1993 4,334
 S & P Rating
 Moody Rating BAA

General Tax Rate Per \$100. 2.56
 State Equalized Tax Rate 2.91

WILDWOOD CITY - CAPE MAY COUNTY
 Form of Government:
Mayor-Council Plan D (OMCL 50)
 Number of Members on Governing Body - 5

PER CAPITA:
 Grass Debt 5,851.82
 Net Debt 2,865.49
 Debt Service 560.00
 Total Tax Levy 3,860.45
 Municipal Expenditures 3,779.33

PER CENT:
 Grass Debt 4.25
 Net Debt 2.08
 Tax Levy Collected 84.19
 Tax Levy Cancelled, Abated or Adjusted 3.48

EXPENDITURES		REVENUES-REALIZED		1993 PROPERTY TAX	
GENERAL GOVERNMENT				STATE EQUALIZED TAX RATE <u>2.91</u>	
Governing Body & Public Boards	112,631.64	1993 Property Taxes Collected	14,012,467.25	Local District School Taxes	5,626,137.50
Municipal Clerk	137,966.74	1993 Payments in Lieu of Taxes	63,301.62	Regional & Consolidated School Tax	
Financial Administration	259,664.61	Delinquent Tax & Lien Collections	2,178,673.63	School Taxes in Municipal Budget	
Assessment of Taxes	100,139.27	Business Personalty Replacement Taxes	267,082.12	County Taxes	2,378,782.29 *
Collection of Taxes	63,766.40	Taxes From Public Utilities	952,694.00	County Library Taxes	148,357.84
Planning, Housing & Development	46,417.92	Other Miscellaneous Tax Revenues		Local Municipal Purpose Taxes	8,467,676.55
Human Resources	124,956.70	State Aid Revenues	891,923.00	Veteran & Senior Citizen Taxes	61,400.00
Elections	10,000.00	Federal Aid Revenues		Total Taxes for Rate Computation	16,682,354.18
General Administration (other)	2,105,045.81			Special District Taxes	
JUDICIARY		Sale of Acquired Property		Bank Corp. Taxes	
Municipal Courts	177,321.59	Other Miscellaneous Revenues	3,388,922.34	Added and Omitted Taxes	23,571.20
PUBLIC SAFETY		Total	21,755,063.96	Total Taxes Levied - ABSTRACT	16,644,525.38
Fire Protection	85,675.64	Prior Years Surplus Appropriated	400,000.00	Total Taxes Billed	16,644,525.38
Police Protection	2,380,224.94	REVENUES TOTAL	22,155,063.96	1993 TAXES COLLECTED	14,012,467.25
Civil Defense & Disaster Control	9,500.00	Reserve For Uncollected Taxes	2,783,166.63	1993 Taxes Cancelled, Abated or Adjusted	578,889.63
Environmental Inspection & Control	174,895.91	CAPITAL OUTLAY TOTAL	1,232,094.36	Transfer to Tax Title Liens or Foreclosed	
Other Public Safety		Public Enterprises		Balance Outstanding Dec. 31, 1993	2,053,168.50
PUBLIC WORKS		Recreation-Culture	10,475.00	PRIOR YEARS TAXES OUTSTANDING	
Streets and Drainage	298,000.00	Public Works	600,241.72	Balance January 1, 1993	2,231,342.29
Sewers and Sewage Processing	414,000.00	Buildings and Grounds	621,377.64	Collected in 1993	1,851,697.29
Garbage and Trash Disposal		Library and Education		Cancelled, Abated or Adjusted 1993	
Public Buildings and Grounds	1,624,087.39	Conservation		Transfers to Tax Title Liens or Foreclosed	
Other Public Works		All Other		Balance December 31, 1993	379,645.00
HEALTH and WELFARE		CAPITAL DEBT AUTHORIZED, DECEMBER 31, 1993		TAX TITLE LIENS OUTSTANDING	
Health Services Except Environmental		ISSUED AND UNISSUED		Balance January 1, 1993	1,068,332.51
Welfare-Public Assistance	47,157.00	School		Transfer From Taxes	
Hospital, Clinics, First Aid	9,960.00	Self-Liquidating	11,426,500	Redeemed In 1993	326,976.35
Animal, Insect, & Rodent Control		Other	13,935,274	Cancelled, Abated or Adjusted (1993)	
Other Welfare Services		Total	25,361,774	Transfer to Foreclosed Property	
RECREATION and CONSERVATION				Balance December 31, 1993	741,356.16
Beaches and Boardwalks	321,780.00	ISSUED AND OUTSTANDING		PROPERTY ACQUIRED BY DEED OR	
Parks, Playgrounds, Shade Trees		School		FORECLOSURE	
Land Reclamation & Conservation	151,251.62	Self-Liquidating	10,016,000.00	Balance January 1, 1993	1,930,040.00
Other Recreational Services		Other	11,338,000.00	Transfers From Taxes or Liens	
EDUCATION (excluding schools)		Total	21,354,000.00	Sale For Cash (1993)	
Libraries		EQUALIZED VALUATION BASIS	596,783,628	Cancelled, Abated or Adjusted (1993)	
Other Educational Services		FOR NET DEBT COMPUTATION		Balance December 31, 1993	1,930,040.00
STATUTORY EXPENDITURES		REAL PROPERTY VALUATIONS		CURRENT FINANCES DECEMBER 31, 1993	
Pensions & F. I. C. A.	665,790.00	Code Class # of Parcels % VAL'N	ASSESSED VALUATION	ASSETS	
Employee Fringe Benefits	998,030.00	1 Vacant Land 549 4.37	28,179,000.00	Cash Dec. 31, 1993	1,948,898.41
Other Statutory Expenditures	30,000.00	2 Residential 2885 39.33	253,459,000.00	Taxes Receivable	2,432,813.50
CETA And Other Public Employment Programs		3 Farm		Tax Title Liens	741,356.16
MUNICIPAL FUNCTIONS		4a Commercial 527 32.47	209,255,700.00	Foreclosed Property	1,930,040.00
CAPITAL IMPROVEMENTS		4b Industrial 12 .32	2,049,400.00	Emergencies & Other Deferred Charges	100,000.00
DEBT SERVICE		4c Apartments 532 23.50	151,436,800.00	State and Federal Aid Receivable	312,438.11
Principal Payments	1,588,000.00	Total 4505	664,379,900.00	Other Receivables	127,851.66
Interest Payments	839,047.63	Land Area 1.12 Sq. Miles		Total	7,593,397.84
DEFERRED CHARGES		Net Valuation Taxable-Municipal	651,418,967	LIABILITIES, RESERVES, AND SURPLUS	
SCHOOL, COUNTY, SPECIAL DISTRICT TAXES		Net Valuation Taxable-County	605,623,924	Cash Liabilities	1,286,689.99
RESERVE FOR UNCOLLECTED TAXES		State Equalized Valuation	572,979,608	Reserves for Receivables	5,610,971.11
EXPENDITURES TOTAL	24,532,834.07	State Equalization Ratio	113.86	Surplus Dec. 31, 1993	695,736.74
				Total	7,593,397.84

Population 1990 3,631
 Population 1993 3,420
 S & P Rating
 Moody Rating A

General Tax Rate Per \$100. 1.45
 State Equalized Tax Rate 1.68

WILDWOOD CREST BORO. - CAPE MAY CO.

Form of Government:
 Commission (1911)

Number of Members on Governing Body - 3

PER CAPITA:
 Gross Debt 2,166.26
 Net Debt 2,166.26
 Debt Service 376.37
 Total Tax Levy 3,577.79
 Municipal Expenditures 3,344.01

PER CENT:
 Gross Debt 1.00
 Net Debt 1.00
 Tax Levy Collected 93.30
 Tax Levy Cancelled, Abated or Adjusted .49

EXPENDITURES		REVENUES-REALIZED		1993 PROPERTY TAX	
GENERAL GOVERNMENT				STATE EQUALIZED TAX RATE .53	
Governing Body & Public Boards		1993 Property Taxes Collected 11,492,658.86		Local District School Taxes	3,863,110.00
Municipal Clerk				Regional & Consolidated School Tax	
Financial Administration	192,525.29			School Taxes in Municipal Budget	
Assessment of Taxes	69,236.68			County Taxes .41	* 3,030,074.26
Collection of Taxes	89,795.29			County Library Taxes .03	188,982.79
Planning, Housing & Development	23,834.25			Local Municipal Purpose Taxes .70	5,127,582.72
Human Resources	115,822.48			Veteran & Senior Citizen Taxes	48,200.00
Elections	6,427.62			Total Taxes for Rate Computation 1.67	12,257,949.77
General Administration (other)	766,979.58			Special District Taxes	
JUDICIARY				Bank Corp. Taxes	
Municipal Courts	114,700.00			Added and Omitted Taxes	26,283.88
PUBLIC SAFETY				Total Taxes Levied - ABSTRACT	12,236,033.65
Fire Protection	268,042.89			Total Taxes Billed	12,318,261.93
Police Protection	1,577,445.53			1993 TAXES COLLECTED	11,492,658.86
Civil Defense & Disaster Control	974.05			1993 Taxes Cancelled, Abated or Adjusted	60,615.47
Environmental Inspection & Control	140,666.82			Transfer to Tax Title Liens or Foreclosed	2,137.30
Other Public Safety				Balance Outstanding Dec. 31, 1993	762,850.30
PUBLIC WORKS				PRIOR YEARS TAXES OUTSTANDING	
Streets and Drainage	160,521.50			Balance January 1, 1993	885,955.14
Sewers and Sewage Processing	2,511,133.34			Collected in 1993	832,131.44
Garbage and Trash Disposal	629,655.12			Cancelled, Abated or Adjusted 1993	33,997.16
Public Buildings and Grounds	40,070.29			Transfers to Tax Title Liens or Foreclosed	
Other Public Works	370,909.62			Balance December 31, 1993	19,826.54
HEALTH and WELFARE				TAX TITLE LIENS OUTSTANDING	
Health Services Except Environmental	13,000.00			Balance January 1, 1993	8,401.17
Welfare-Public Assistance	8,360.12			Transfer From Taxes	2,137.30
Hospital, Clinics, First Aid				Redeemed In 1993	
Animal, Insect, & Rodent Control	5,000.04			Cancelled, Abated or Adjusted (1993)	209.78
Other Welfare Services				Transfer to Foreclosed Property	
RECREATION and CONSERVATION				Balance December 31, 1993	10,328.69
Beaches and Boardwalks	457,410.95			PROPERTY ACQUIRED BY DEED OR FORECLOSURE	
Parks, Playgrounds, Shade Trees	15,663.11			Balance January 1, 1993	
Land Reclamation & Conservation	4,242.13			Transfers From Taxes or Liens	
Other Recreational Services	184,295.02			Sale For Cash (1993)	
EDUCATION (excluding schools)				Cancelled, Abated or Adjusted (1993)	
Libraries				Balance December 31, 1993	
Other Educational Services				CURRENT FINANCES DECEMBER 31, 1993	
STATUTORY EXPENDITURES				ASSETS	
Pensions & F. I. C. A.	360,960.34			Cash Dec. 31, 1993	1,170,409.20
Employee Fringe Benefits	1,055,376.60			Taxes Receivable	782,676.84
Other Statutory Expenditures	35,000.00			Tax Title Liens	10,328.69
CETA And Other Public Employment Programs				Foreclosed Property	
MUNICIPAL FUNCTIONS TOTAL	9,218,048.66			Emergencies & Other Deferred Charges	246,428.69
CAPITAL IMPROVEMENTS *MEMO*	5,000.00			State and Federal Aid Receivable	128,140.00
DEBT SERVICE				Other Receivables	436,564.67
Principal Payments	885,000.00			Total	2,774,543.00
Interest Payments	402,193.45			LIABILITIES, RESERVES, AND SURPLUS	
DEFERRED CHARGES	30,400.00			Cash Liabilities	448,407.90
SCHOOL, COUNTY, SPECIAL DISTRICT TAXES	7,082,167.05			Reserves for Receivables	1,229,570.20
RESERVE FOR UNCOLLECTED TAXES	900,864.49			Surplus Dec. 31, 1993	1,096,569.99
EXPENDITURES TOTAL	18,518,673.65			Total	2,774,548.09
		CAPITAL OUTLAY TOTAL 447,409.47			
		CAPITAL DEBT AUTHORIZED, DECEMBER 31, 1993			
		ISSUED AND UNISSUED GROSS DEBT NET DEBT			
		School Self-Liquidating Other Total 7,408,619 7,408,619			
		ISSUED AND OUTSTANDING School Self-Liquidating Other Total 6,884,000.00 6,884,000.00			
		EQUALIZED VALUATION BASIS FOR NET DEBT COMPUTATION 738,647,890			
		REAL PROPERTY VALUATIONS			
		Code Class # of Parcels % VAL'N ASSESSED VALUATION			
		1 Vacant Land 154 2.72 23,048,000.00			
		2 Residential 3619 65.86 557,480,700.00			
		3 Farm 216 29.28 247,851,800.00			
		4a Commercial 66 2.13 18,065,600.00			
		4b Industrial 4055 845,446,100.00			
		4c Apartments 4055 845,446,100.00			
		Total Land Area 1.03 Sq. Miles			
		Net Valuation Taxable-Municipal 847,722,624			
		Net Valuation Taxable-County 754,918,488			
		State Equalized Valuation 730,719,906			
		State Equalization Ratio 116.04			

0338

Population 1990 **36,291**
 Population 1993 **37,546**
 S & P Rating **AAA**
 Moody Rating **A**

General Tax Rate Per \$100. **2.80**
 State Equalized Tax Rate **2.46**

WILLINGBORO TWP. - BURLINGTON CO.
 Form of Government:
Council-Manager Plan E (OMCL 50)
 Number of Members on Governing Body - 5

PER CAPITA:
 Gross Debt **515.49**
 Net Debt **388.51**
 Debt Service **49.23**
 Total Tax Levy **736.36**
 Municipal Expenditures **463.96**

PER CENT
 Gross Debt **1.76**
 Net Debt **1.33**
 Tax Levy Collected **95.34**
 Tax Levy Cancelled, Abated or Adjusted **.42**

EXPENDITURES		REVENUES-REALIZED		1993 PROPERTY TAX	
GENERAL GOVERNMENT				STATE EQUALIZED TAX RATE	
Governing Body & Public Boards	42,600.00	1993 Property Taxes Collected	26,366,029.33	Local District School Taxes	1.19
Municipal Clerk	132,983.00	1993 Payments in Lieu of Taxes	1,118.20	Regional & Consolidated School Tax	
Financial Administration	201,731.40	Delinquent Tax & Lien Collections	1,364,957.25	School Taxes in Municipal Budget	
Assessment of Taxes	92,002.00	Business Personalty Replacement Taxes	146,372.64	County Taxes	.52
Collection of Taxes	103,002.00	Taxes From Public Utilities	1,720,437.00	County Library Taxes	
Planning, Housing & Development	6,020.00	Other Miscellaneous Tax Revenues		Local Municipal Purpose Taxes	.74
Human Resources	584,274.00	State Aid Revenues	2,660,911.02	Veteran & Senior Citizen Taxes	
Elections	15,836.00	Federal Aid Revenues		Total Taxes for Rate Computation	2.45
General Administration (other)	1,110,958.00			Special District Taxes	
JUDICIARY		Sale of Acquired Property		Bank Corp. Taxes	
Municipal Courts	146,498.00	Other Miscellaneous Revenues	1,327,904.46	Added and Omitted Taxes	30,755.19
PUBLIC SAFETY		Total	33,587,729.90	Total Taxes Levied - ABSTRACT	27,647,518.97
Fire Protection	390,566.00	Prior Years Surplus Appropriated	2,950,000.00	Total Taxes Billed	27,653,313.61
Police Protection	4,047,225.51	REVENUES TOTAL	36,537,729.90	1993 TAXES COLLECTED	26,366,029.33
Civil Defense & Disaster Control		Reserve For Uncollected Taxes	1,680,500.00	1993 Taxes Cancelled, Abated or Adjusted	116,126.87
Environmental Inspection & Control	430,964.00	CAPITAL OUTLAY TOTAL	2,144,929.27	Transfer to Tax Title Liens or Foreclosed	
Other Public Safety				Balance Outstanding Dec. 31, 1993	1,171,157.41
PUBLIC WORKS		Public Enterprises		PRIOR YEARS TAXES OUTSTANDING	
Streets and Drainage	1,423,529.98	Recreation-Culture		Balance January 1, 1993	1,565,046.02
Sewers and Sewage Processing	33,191.00	Public Works	2,089,588.15	Collected in 1993	1,361,236.29
Garbage and Trash Disposol	1,708,206.71	Buildings and Grounds	55,341.12	Cancelled, Abated or Adjusted 1993	5,443.13
Public Buildings and Grounds	219,494.00	Library and Education		Transfers to Tax Title Liens or Foreclosed	22,230.47
Other Public Works	64,072.00	Conservation		Balance December 31, 1993	176,136.13
HEALTH and WELFARE		All Other		TAX TITLE LIENS OUTSTANDING	
Health Services Except Environmental	19,093.00			Balance January 1, 1993	24,661.85
Welfare-Public Assistance	39,559.00	CAPITAL DEBT AUTHORIZED, DECEMBER 31, 1993		Transfer From Taxes	28,276.19
Hospital, Clinics, First Aid		ISSUED AND UNISSUED		Redeemed In 1993	3,720.96
Animal, Insect, & Rodent Control		School	4,305,000	Cancelled, Abated or Adjusted (1993)	
Other Welfare Services	1,190.00	Self-Liquidating		Transfer to Foreclosed Property	
RECREATION and CONSERVATION		Other	14,587,011	Balance December 31, 1993	49,217.08
Beaches and Boardwalks		Total	19,392,011	PROPERTY ACQUIRED BY DEED OR FORECLOSURE	
Parks, Playgrounds, Shade Trees		ISSUED AND OUTSTANDING		Balance January 1, 1993	1,430.00
Land Reclamation & Conservation		School	4,805,000.00	Transfers From Taxes or Liens	
Other Recreational Services	388,310.00	Self-Liquidating		Sale For Cash (1993)	
EDUCATION (excluding schools)		Other	16,583,000.00	Cancelled, Abated or Adjusted (1993)	
Libraries	863,834.00	Total	19,388,000.00	Balance December 31, 1993	1,430.00
Other Educational Services		EQUALIZED VALUATION BASIS FOR NET DEBT COMPUTATION	1,099,996,139	CURRENT FINANCES DECEMBER 31, 1993	
STATUTORY EXPENDITURES		REAL PROPERTY VALUATIONS		ASSETS	
Pensions & F. I. C. A.	935,748.00	Code Class # of Parcels % VAL'N	ASSESSED VALUATION	Cash Dec. 31, 1993	8,828,068.21
Employee Fringe Benefits	739,825.00	1 Vacant Land 163 .59	5,761,800.00	Taxes Receivable	1,347,293.54
Other Statutory Expenditures	40,500.00	2 Residential 10994 93.35	914,366,580.00	Tax Title Liens	49,217.08
CETA And Other Public Employment Programs		3 Farm 4 .02	211,200.00	Foreclosed Property	1,430.00
MUNICIPAL FUNCTIONS		4a Commercial 156 5.41	52,952,020.00	Emergencies & Other Deferred Charges	1,000.00
CAPITAL IMPROVEMENTS		4b Industrial 10 .63	6,211,370.00	State and Federal Aid Receivable	15,385.38
DEBT SERVICE		4c Apartments		Other Receivables	301,009.63
Principal Payments	1,085,000.00	Total	11327	Total	10,543,403.84
Interest Payments	763,395.00	Land Area 7.50 Sq. Miles		LIABILITIES, RESERVES, AND SURPLUS	
DEFERRED CHARGES		Net Valuation Taxable-Municipal	987,225,198	Cash Liabilities	5,367,201.38
SCHOOL, COUNTY, SPECIAL DISTRICT TAXES		Net Valuation Taxable-County	1,112,642,624	Reserves for Receivables	1,689,950.25
RESERVE FOR UNCOLLECTED TAXES		State Equalized Valuation	1,121,173,370	Surplus Dec. 31, 1993	3,486,252.21
EXPENDITURES TOTAL	36,710,291.98	State Equalization Ratio	87.97	Total	10,543,403.94

2021

Population 1990 1,576
 Population 1993 1,616
 S & P Rating
 Moody Rating

General Tax Rate Per \$100. 85.50
 State Equalized Tax Rate 11.21

WINFIELD TOWNSHIP - UNION COUNTY
 Form of Government:
Township Committee
 Number of Members on Governing Body - 3

PER CAPITA:
 Gross Debt
 Net Debt
 Debt Service
 Total Tax Levy 736.83
 Municipal Expenditures 488.73

PER CENT:
 Gross Debt
 Net Debt
 Tax Levy Collected 100.00
 Tax Levy Cancelled, Abated or Adjusted

EXPENDITURES		REVENUES-REALIZED		1993 PROPERTY TAX	
GENERAL GOVERNMENT				STATE EQUALIZED TAX RATE	
Governing Body & Public Boards		1993 Property Taxes Collected	1,190,772.18	Local District School Taxes 6.81	723,313.00
Municipal Clerk		1993 Payments in Lieu of Taxes		Regional & Consolidated School Tax	
Financial Administration	19,903.75	Delinquent Tax & Lien Collections		School Taxes in Municipal Budget	
Assessment of Taxes	2,415.00	Business Personalty Replacement Taxes	4,648.68	County Taxes .47	49,925.69
Collection of Taxes	383.00	Taxes From Public Utilities	41,887.00	County Library Taxes	
Planning, Housing & Development		Other Miscellaneous Tax Revenues		Local Municipal Purpose Taxes 3.93	417,471.00
Human Resources	59,765.00	State Aid Revenues	240,746.00	Veteran & Senior Citizen Taxes	47,200.00
Elections		Federal Aid Revenues		Total Taxes for Rate Computation 11.21	1,237,909.69
General Administration (other)	128,111.00			Special District Taxes	
JUDICIARY		Sale of Acquired Property		Bank Corp. Taxes	
Municipal Courts	25,300.00	Other Miscellaneous Revenues	29,496.96	Added and Omitted Taxes	
PUBLIC SAFETY		Total	1,507,550.82	Total Taxes Levied - ABSTRACT	1,190,709.69
Fire Protection	18,283.00	Prior Years Surplus Appropriated	79,769.00	Total Taxes Billed	1,190,772.18
Police Protection	299,288.00	REVENUES TOTAL	1,587,319.82	1993 TAXES COLLECTED	1,190,772.18
Civil Defense & Disaster Control	163.75	Reserve For Uncollected Taxes		1993 Taxes Cancelled, Abated or Adjusted	
Environmental Inspection & Control	2,635.66			Transfer to Tax Title Liens or Foreclosed	
Other Public Safety		CAPITAL OUTLAY TOTAL	15,846.00	Balance Outstanding Dec. 31, 1993	
PUBLIC WORKS				PRIOR YEARS TAXES OUTSTANDING	
Streets and Drainage	9,000.00	Public Enterprises		Balance January 1, 1993	
Sewers and Sewage Processing	17,000.00	Recreation-Culture		Collected in 1993	
Garbage and Trash Disposal	1,399.00	Public Works	13,500.00	Cancelled, Abated or Adjusted 1993	
Public Buildings and Grounds	21,600.00	Buildings and Grounds	2,346.00	Transfers to Tax Title Liens or Foreclosed	
Other Public Works		Library and Education		Balance December 31, 1993	
HEALTH and WELFARE		Conservation		TAX TITLE LIENS OUTSTANDING	
Health Services Except Environmental	38,964.00	All Other		Balance January 1, 1993	
Welfare-Public Assistance	4,586.72			Transfer From Taxes	
Hospital, Clinics, First Aid		CAPITAL DEBT AUTHORIZED, DECEMBER 31, 1993		Redeemed In 1993	
Animal, Insect, & Rodent Control	2,100.00	ISSUED AND UNISSUED		Cancelled, Abated or Adjusted (1993)	
Other Welfare Services		GROSS DEBT		Transfer to Foreclosed Property	
RECREATION and CONSERVATION		NET DEBT		Balance December 31, 1993	
Beaches and Boardwalks				PROPERTY ACQUIRED BY DEED OR FORECLOSURE	
Parks, Playgrounds, Shade Trees		ISSUED AND OUTSTANDING		Balance January 1, 1993	
Land Reclamation & Conservation		School		Transfers From Taxes or Liens	
Other Recreational Services	1,660.19	Self-Liquidating		Sale For Cash (1993)	
EDUCATION (excluding schools)		Other		Cancelled, Abated or Adjusted (1993)	
Libraries	700.00	Total		Balance December 31, 1993	
Other Educational Services				CURRENT FINANCES DECEMBER 31, 1993	
STATUTORY EXPENDITURES		EQUALIZED VALUATION BASIS		ASSETS	
Pensions & F. I. C. A.	37,666.93	FOR NET DEBT COMPUTATION	10,241,753	Cash Dec. 31, 1993	396,668.53
Employee Fringe Benefits	98,869.00	REAL PROPERTY VALUATIONS		Taxes Receivable	
Other Statutory Expenditures		Code Class # of Parcels % VAL'N	ASSESSED VALUATION	Tax Title Liens	
CETA And Other Public Employment Programs	789,774.00	1 Vacant Land 1 15.89	220,200.00	Foreclosed Property	
MUNICIPAL FUNCTIONS		2 Residential 682 77.62	1,075,650.00	Emergencies & Other Deferred Charges	741.85
CAPITAL IMPROVEMENTS	*MEMO*	3 Farm 1 6.49	90,000.00	State and Federal Aid Receivable	9,428.83
DEBT SERVICE		4a Commercial 1 6.49		Other Receivables	9,328.55
Principal Payments		4b Industrial		Total	416,167.76
Interest Payments		4c Apartments		LIABILITIES, RESERVES, AND SURPLUS	
		Total 684	1,385,850.00	Cash Liabilities	111,397.62
DEFERRED CHARGES		Land Area .17 Sq. Miles		Reserves for Receivables	9,328.55
SCHOOL, COUNTY, SPECIAL DISTRICT TAXES	773,238.69	Net Valuation Taxable-Municipal	1,392,716	Surplus Dec. 31, 1993	295,441.59
RESERVE FOR UNCOLLECTED TAXES		Net Valuation Taxable-County	10,921,270	Total	416,167.76
EXPENDITURES TOTAL	1,563,032.69	State Equalized Valuation	10,577,804		
		State Equalization Ratio	13.11		

0436

Population 1990 30,087
 Population 1993 35,327
 S & P Rating
 Maady Rating AAA

General Tax Rate Per \$100. 5.69
 State Equalized Tax Rate 2.37

WINSLOW TOWNSHIP - CAMDEN COUNTY

Form of Government:
 Township Committee

Number of Members on Governing Body - 7

PER CAPITA.

Gross Debt 1,302.99
 Net Debt 197.09
 Debt Service 23.97
 Total Tax Levy 753.69
 Municipal Expenditures 463.38

PER CENT.

Gross Debt 4.57
 Net Debt .69
 Tax Levy Collected 93.08
 Tax Levy Cancelled, Abated or Adjusted .19

EXPENDITURES		REVENUES-REALIZED		1993 PROPERTY TAX	
GENERAL GOVERNMENT				STATE EQUALIZED TAX RATE	
Governing Body & Public Boards		1993 Property Taxes Collected	24,800,007.00	Local District School Taxes .70	7,435,816.53
Municipal Clerk		1993 Payments in Lieu of Taxes		Regional & Consolidated School Tax .58	6,098,935.16
Financial Administration	218,048.00	Delinquent Tax & Lien Collections	1,652,107.00	School Taxes in Municipal Budget	
Assessment of Taxes	201,350.00	Business Personalty Replacement Taxes	194,763.00	County Taxes .78	8,290,631.78
Collection of Taxes	181,925.00	Taxes From Public Utilities	5,994,808.00	County Library Taxes .03	303,948.06
Planning, Housing & Development	148,456.00	Other Miscellaneous Tax Revenues		Local Municipal Purpose Taxes .28	2,919,692.00
Human Resources	256,709.00	State Aid Revenues	1,850,176.00	Veteran & Senior Citizen Taxes	201,850.00
Elections	20,000.00	Federal Aid Revenues		Total Taxes for Rate Computation 2.37	25,250,873.53
General Administration (other)	1,136,249.00			Special District Taxes	963,850.00
JUDICIARY				Bank Corp. Taxes	
Municipal Courts	267,250.00	Sale of Acquired Property		Added and Omitted Taxes	632,706.00
PUBLIC SAFETY		Other Miscellaneous Revenues	1,661,209.00	Total Taxes Levied - ABSTRACT	26,625,579.53
Fire Protection	85,000.00	Total	36,153,070.00	Total Taxes Billed	26,642,496.00
Police Protection	3,651,622.00	Prior Years Surplus Appropriated	2,535,000.00	1993 TAXES COLLECTED	24,800,007.00
Civil Defense & Disaster Control	10,080.00	REVENUES TOTAL	38,688,070.00	1993 Taxes Cancelled, Abated or Adjusted	50,919.00
Environmental Inspection & Control	305,081.00	Reserve For Uncollected Taxes	1,867,253.00	Transfer to Tax Title Liens or Foreclosed	166,983.00
Other Public Safety		CAPITAL OUTLAY TOTAL	1,092,417.00	Balance Outstanding Dec. 31, 1993	1,624,587.00
PUBLIC WORKS				PRIOR YEARS TAXES OUTSTANDING	
Streets and Drainage	1,085,442.00	Public Enterprises		Balance January 1, 1993	1,784,938.00
Sewers and Sewage Processing	17,530.00	Recreation-Culture		Collected in 1993	1,586,352.00
Garbage and Trash Disposal	2,115,460.00	Public Works	22,337.00	Cancelled, Abated or Adjusted 1993	
Public Buildings and Grounds	377,927.00	Buildings and Grounds	1,070,110.00	Transfers to Tax Title Liens or Foreclosed	46,807.00
Other Public Works	467,827.00	Library and Education		Balance December 31, 1993	151,779.00
HEALTH and WELFARE		Conservation		TAX TITLE LIENS OUTSTANDING	
Health Services Except Environmental	35,524.00	All Other		Balance January 1, 1993	660,112.00
Welfare-Public Assistance	52,771.00	CAPITAL DEBT AUTHORIZED, DECEMBER 31, 1993		Transfer From Taxes	218,801.00
Hospital, Clinics, First Aid		ISSUED AND UNISSUED		Redeemed In 1993	65,755.00
Animal, Insect, & Rodent Control	100.00	GROSS DEBT		Cancelled, Abated or Adjusted (1993)	
Other Welfare Services		School	15,280,284	Transfer to Foreclosed Property	5,139.00
RECREATION and CONSERVATION		Self-Liquidating	23,517,948	Balance December 31, 1993	808,019.00
Beaches and Boardwalks		Other	7,232,433	PROPERTY ACQUIRED BY DEED OR	
Parks, Playgrounds, Shade Trees	409,240.00	Total	46,030,665	FORECLOSURE	
Parks, Playgrounds, Shade Trees	14,000.00	ISSUED AND OUTSTANDING		Balance January 1, 1993	1,945,163.00
Land Reclamation & Conservation	21,500.00	School	15,280,284.00	Transfers From Taxes or Liens	5,139.00
Other Recreational Services		Self-Liquidating	11,111,808.00	Sale For Cash (1993)	
EDUCATION (excluding schools)		Other	6,914,910.00	Cancelled, Abated or Adjusted (1993)	
Libraries		Total	33,307,002.00	Balance December 31, 1993	1,950,302.00
Other Educational Services	70,000.00	EQUALIZED VALUATION BASIS		CURRENT FINANCES DECEMBER 31, 1993	
STATUTORY EXPENDITURES		FOR NET DEBT COMPUTATION	1,008,164.092	ASSETS	
Pensions & F. I. C. A.	948,000.00	REAL PROPERTY VALUATIONS		Cash Dec. 31, 1993	4,995,351.00
Employee Fringe Benefits	1,552,500.00	Code Class # of Parcels % VAL'N		Taxes Receivable	1,776,366.00
Other Statutory Expenditures	1,000.00	1 Vacant Land 2577 5.49		Tax Title Liens	808,019.00
CETA And Other Public Employment Programs		2 Residential 9266 79.36		Foreclosed Property	1,950,302.00
MUNICIPAL FUNCTIONS		3 Farm 751 2.34		Emergencies & Other Deferred Charges	510,335.00
CAPITAL IMPROVEMENTS	13,650,591.00	4a Commercial 217 6.45		State and Federal Aid Receivable	257,923.00
ME40	50,000.00	4b Industrial 17 3.22		Other Receivables	413,477.00
DEBT SERVICE		4c Apartments 28 3.44		Total	10,711,773.00
Principal Payments	419,769.00	Total	12856	LIABILITIES, RESERVES, AND SURPLUS	
Interest Payments	427,186.00	Land Area 57.78 Sq. Miles		Cash Liabilities	2,647,348.00
DEFERRED CHARGES	5,000.00	Net Valuation Taxable-Municipal	440,748,600	Reserves for Receivables	4,948,164.00
SCHOOL, COUNTY, SPECIAL DISTRICT TAXES	23,073,181.53	Net Valuation Taxable-County	1,047,693,204	Surplus Dec. 31, 1993	3,116,261.00
RESERVE FOR UNCOLLECTED TAXES	1,867,253.00	State Equalized Valuation	1,051,102,904	Total	10,711,773.00
EXPENDITURES TOTAL	39,442,980.53	State Equalization Ratio	41.70		

0269

Population 1990 7,506
 Population 1993 7,667
 S & P Rating
 Moody Rating A

General Tax Rate Per \$100.

3.64

State Equalized Tax Rate

2.00

WOOD-RIDGE BOROUGH - BERGEN CO.

Form of Government:

Borough Council

Number of Members on Governing Body - 6

PER CAPITA:

Grass Debt 1,059.18
 Net Debt 1,020.14
 Debt Service 70.37
 Total Tax Levy 1,502.66
 Municipal Expenditures 325.42

PER CENT:

Grass Debt 1.39
 Net Debt 1.34
 Tax Levy Collected 98.96
 Tax Levy Cancelled, Abated or Adjusted

EXPENDITURES	REVENUES-REALIZED	1993 PROPERTY TAX
GENERAL GOVERNMENT		STATE EQUALIZED TAX RATE 1.37
Governing Body & Public Boards	1993 Property Taxes Collected 11,411,728.10	Local District School Taxes 6,195,553.00
Municipal Clerk		Regional & Consolidated School Tax
Financial Administration 113,679.00	1993 Payments in Lieu of Taxes	School Taxes in Municipal Budget
Assessment of Taxes 207,600.00	Delinquent Tax & Lien Collections 324,545.50	County Taxes .28 1,618,928.94
Collection of Taxes 45,000.00	Business Personalty Replacement Taxes 403,494.72	County Library Taxes
Planning, Housing & Development 23,000.00	Taxes From Public Utilities 464,688.00	Local Municipal Purpose Taxes .64 3,691,421.54
Human Resources 130,237.00	Other Miscellaneous Tax Revenues	Veteran & Senior Citizen Taxes 95,600.00
Elections 5,400.00	State Aid Revenues 760,500.98	Total Taxes for Rate Computation 1.99 11,601,503.48
General Administration (other) 505,250.00	Federal Aid Revenues	Special District Taxes
JUDICIARY		Bank Corp. Taxes
Municipal Courts 50,759.32	Sale of Acquired Property	Added and Omitted Taxes 15,010.86
PUBLIC SAFETY	Other Miscellaneous Revenues 421,808.44	Total Taxes Levied - ABSTRACT 11,520,914.34
Fire Protection 180,756.00	Total 13,786,765.74	Total Taxes Billed 11,531,691.82
Police Protection 1,343,065.00	Prior Years Surplus Appropriated 600,000.00	1993 TAXES COLLECTED 11,411,728.10
Civil Defense & Disaster Control 1,200.00	REVENUES TOTAL 14,386,765.74	1993 Taxes Cancelled, Abated or Adjusted
Environmental Inspection & Control 44,000.00	Reserve For Uncollected Taxes 366,687.51	Transfer to Tax Title Liens or Foreclosed 65.52
Other Public Safety	CAPITAL OUTLAY TOTAL 456,757.00	Balance Outstanding Dec. 31, 1993 119,898.20
PUBLIC WORKS		PRIOR YEARS TAXES OUTSTANDING
Streets and Drainage 457,743.00	Public Enterprises	Balance January 1, 1993 259,572.25
Sewers and Sewage Processing 475,210.75	Recreation-Culture 92,108.00	Collected in 1993 259,572.25
Garbage and Trash Disposal 713,000.00	Public Works 325,629.00	Cancelled, Abated or Adjusted 1993
Public Buildings and Grounds 74,000.00	Buildings and Grounds 39,020.00	Transfers to Tax Title Liens or Foreclosed
Other Public Works 154,500.00	Library and Education	Balance December 31, 1993
HEALTH and WELFARE	Conservation	TAX TITLE LIENS OUTSTANDING
Health Services Except Environmental 60,848.00	All Other	Balance January 1, 1993 65,813.82
Welfare-Public Assistance 3,500.00		Transfer From Taxes 65.52
Hospital, Clinics, First Aid	CAPITAL DEBT AUTHORIZED, DECEMBER 31, 1993	Redeemed In 1993 64,973.25
Animal, Insect, & Rodent Control	ISSUED AND UNISSUED GROSS DEBT NET DEBT	Cancelled, Abated or Adjusted (1993)
Other Welfare Services	School 299,304	Transfer to Foreclosed Property
RECREATION and CONSERVATION	Self-Liquidating 7,821,425	Balance December 31, 1993 906.09
Beaches and Boardwalks 12,000.00	Other 8,120,729	PROPERTY ACQUIRED BY DEED OR FORECLOSURE
Parks, Playgrounds, Shade Trees 111,563.00	Total 7,821,425	Balance January 1, 1993 219,950.00
Land Reclamation & Conservation 44,500.00	ISSUED AND OUTSTANDING	Transfers From Taxes or Liens
Other Recreational Services	School 299,304.00	Sale For Cash (1993)
EDUCATION (excluding schools)	Self-Liquidating 3,522,000.00	Cancelled, Abated or Adjusted (1993)
Libraries 192,575.00	Other 3,821,304.00	Balance December 31, 1993 219,950.00
Other Educational Services	Total	CURRENT FINANCES DECEMBER 31, 1993
STATUTORY EXPENDITURES	EQUALIZED VALUATION BASIS FOR NET DEBT COMPUTATION 584,680,443	ASSETS
Pensions & F. I. C. A. 99,791.90	REAL PROPERTY VALUATIONS	Cash Dec. 31, 1993 1,600,324.29
Employee Fringe Benefits 345,000.00	Code Class # of Parcels % VAL'N ASSESSED VALUATION	Taxes Receivable 119,898.20
Other Statutory Expenditures 25,000.00	1 Vacant Land 49 .84 2,653,900.00	Tax Title Liens 906.09
CETA And Other Public Employment Programs 5,416,177.97	2 Residential 2470 74.32 236,195,495.00	Foreclosed Property 219,950.00
MUNICIPAL FUNCTIONS TOTAL 1,003.00	3 Farm	Emergencies & Other Deferred Charges 200,000.00
CAPITAL IMPROVEMENTS *MEMO*	4a Commercial 68 8.39 26,490,600.00	State and Federal Aid Receivable 12,991.55
DEBT SERVICE	4b Industrial 11 12.21 38,546,863.00	Other Receivables 5,649.19
Principal Payments 320,000.00	4c Apartments 15 3.74 11,799,700.00	Total 2,159,719.32
Interest Payments 219,524.00	Total 2613 315,686,558.00	LIABILITIES, RESERVES, AND SURPLUS
DEFERRED CHARGES 6,116.80	Land Area 1.10 Sq. Miles	Cash Liabilities 816,349.77
SCHOOL, COUNTY, SPECIAL DISTRICT TAXES 7,814,481.94	Net Valuation Taxable-Municipal 316,392,334	Reserves for Receivables 346,403.48
RESERVE FOR UNCOLLECTED TAXES 366,687.51	Net Valuation Taxable-County 575,041,654	Surplus Dec. 31, 1993 996,966.07
EXPENDITURES TOTAL 14,142,988.22	State Equalized Valuation 576,146,093	Total 2,159,719.32
	State Equalization Ratio 54.86	

General Tax Rate Per \$100.	2.09
State Equalized Tax Rate	2.06

WOODBINE BOROUGH - CAPE MAY CO.

Form of Government:
Borough Council

Number of Members on Governing Body - 6

PER CAPITA:

Grass Debt	44.85
Net Debt	44.85
Debt Service	25.79
Total Tax Levy	365.73
Municipal Expenditures	446.56

PER CENT:

Gross Debt	.27
Net Debt	.27
Tax Levy Collected	84.85
Tax Levy Cancelled, Abated or Adjusted	.58

EXPENDITURES		REVENUES-REALIZED		1993 PROPERTY TAX	
GENERAL GOVERNMENT				STATE EQUALIZED TAX RATE $\frac{1.12}{1.12}$	
Governing Body & Public Boards		1993 Property Taxes Collected	917,666.77	Local District School Taxes	582,333.00
Municipal Clerk		1993 Payments in Lieu of Taxes		Regional & Consolidated School Tax	
Financial Administration	65,800.58	Delinquent Tax & Lien Collections	178,705.24	School Taxes in Municipal Budget	
Assessment of Taxes	13,759.36	Business Personalty Replacement Taxes	24,098.76	County Taxes	* 211,942.83
Collection of Taxes	26,502.98	Taxes From Public Utilities	96,018.00	County Library Taxes	.03 13,222.49
Planning, Housing & Development	11,625.00	Other Miscellaneous Tax Revenues		Local Municipal Purpose Taxes	.50 261,924.32
Human Resources	4,177.00	State Aid Revenues	367,982.80	Veteran & Senior Citizen Taxes	21,900.00
Electans	1,700.00	Federal Aid Revenues		Total Taxes for Rate Computation	2.06 1,091,322.64
General Administration (other)	203,428.82			Special District Taxes	
JUDICIARY		Sale of Acquired Property		Bank Corp. Taxes	
Municipal Courts	12,900.00	Other Miscellaneous Revenues	413,597.96	Added and Omitted Taxes	7,068.25
PUBLIC SAFETY		Total	1,998,069.53	Total Taxes Levied - ABSTRACT	1,076,490.90
Fire Protection	47,218.14	Prior Years Surplus Appropriated	310,000.00	Total Taxes Billed	1,081,476.46
Police Protection	63,938.26	REVENUES TOTAL	2,308,069.53	1993 TAXES COLLECTED	917,666.77
Civil Defense & Disaster Control	3,275.00	Reserve For Uncollected Taxes	204,615.62	1993 Taxes Cancelled, Abated or Adjusted	6,257.63
Environmental Inspection & Control	5,750.00	CAPITAL OUTLAY TOTAL	30,813.32	Transfer to Tax Title Liens or Foreclosed	32,186.11
Other Public Safety				Balance Outstanding Dec. 31, 1993	125,365.95
PUBLIC WORKS				PRIOR YEARS TAXES OUTSTANDING	
Streets and Drainage	174,622.55	Public Enterprises		Balance January 1, 1993	154,762.10
Sewers and Sewage Processing		Recreation-Culture		Collected in 1993	139,131.18
Garbage and Trash Disposal	98,740.73	Public Works	3,899.76	Cancelled, Abated or Adjusted 1993	7,188.08
Public Buildings and Grounds	83,860.80	Buildings and Grounds	26,913.56	Transfers to Tax Title Liens or Foreclosed	8,436.08
Other Public Works	6,000.00	Library and Education		Balance December 31, 1993	6.76
HEALTH and WELFARE		Conservation		TAX TITLE LIENS OUTSTANDING	
Health Services Except Environmental	20.00	All Other		Balance January 1, 1993	69,856.72
Welfare-Public Assistance	4,403.13			Transfer From Taxes	41,662.88
Hospital, Clinics, First Aid				Redeemed In 1993	39,574.06
Animal, Insect, & Radent Control	8,228.00			Cancelled, Abated or Adjusted (1993)	437.07
Other Welfare Services				Transfer to Foreclosed Property	
RECREATION and CONSERVATION				Balance December 31, 1993	71,508.47
Beaches and Boardwalks				PROPERTY ACQUIRED BY DEED OR	
Parks, Playgrounds, Shade Trees	10,720.00			FORECLOSURE	
Land Reclamation & Conservation	2,850.67			Balance January 1, 1993	124,200.00
Other Recreational Services	300.00			Transfers From Taxes or Liens	
EDUCATION (excluding schools)				Sale For Cash (1993)	
Libraries				Cancelled, Abated or Adjusted (1993)	
Other Educational Services				Balance December 31, 1993	124,200.00
STATUTORY EXPENDITURES				CURRENT FINANCES DECEMBER 31, 1993	
Pensions & F. I. C. A.	37,901.45			ASSETS	
Employee Fringe Benefits	55,500.00			Cash Dec. 31, 1993	816,419.45
Other Statutory Expenditures	1,500.00			Taxes Receivable	125,372.71
CETA And Other Public Employment Programs				Tax Title Liens	71,508.47
MUNICIPAL FUNCTIONS TOTAL	944,722.47			Foreclosed Property	124,200.00
CAPITAL IMPROVEMENTS * ME MO *	10,000.00			Emergencies & Other Deferred Charges	65,048.22
DEBT SERVICE				State and Federal Aid Receivable	4,522.08
Principal Payments	66,000.00			Other Receivables	536,948.94
Interest Payments	9,900.00			Total	1,744,019.87
DEFERRED CHARGES	38,932.74			LIABILITIES, RESERVES, AND SURPLUS	
SCHOOL, COUNTY, SPECIAL DISTRICT TAXES	807,498.32			Cash Liabilities	177,155.61
RESERVE FOR UNCOLLECTED TAXES	204,615.62			Reserves for Receivables	858,030.12
EXPENDITURES TOTAL	2,121,719.15			Surplus Dec. 31, 1993	708,334.14
				Total	1,744,019.87

1225

Population 1990 93,086
 Population 1993 94,524
 S & P Rating
 Moody Rating A1

General Tax Rate Per \$100. 4.09
 State Equalized Tax Rate 2.29

WOODBIDGE TWP. - MIDDLESEX COUNTY
 Form of Government
Mayor-Council Plan F (OMCL 50)
 Number of Members on Governing Body - 9

PER CAPITA:
 Gross Debt 1,671.55
 Net Debt 1,221.85
 Debt Service 84.97
 Total Tax Levy 1,505.60
 Municipal Expenditures 591.77

PER CENT:
 Gross Debt 2.68
 Net Debt 1.96
 Tax Levy Collected 96.37
 Tax Levy Cancelled, Abated or Adjusted 2.14

EXPENDITURES		REVENUES-REALIZED		1993 PROPERTY TAX	
GENERAL GOVERNMENT				STATE EQUALIZED TAX RATE 1.41	
Governing Body & Public Boards	299,514.00	1993 Property Taxes Collected	132,163,685.52	Local District School Taxes	83,364,335.00
Municipal Clerk	282,861.00	1993 Payments in Lieu of Taxes	58,072.17	Regional & Consolidated School Tax	
Financial Administration	613,891.00	Delinquent Tax & Lien Collections	2,962,946.34	School Taxes in Municipal Budget	
Assessment of Taxes	2,564,424.00	Business Personalty Replacement Taxes	2,407,549.00	County Taxes	.44 25,976,261.21
Collection of Taxes	198,273.00	Taxes From Public Utilities	17,379,613.11	County Library Taxes	
Planning, Housing & Development	531,342.00	Other Miscellaneous Tax Revenues	274,035.60	Local Municipal Purpose Taxes	.43 25,336,381.98
Human Resources	1,851,765.47	State Aid Revenues	10,315,563.43	Veteran & Senior Citizen Taxes	1,233,150.00
Elections		Federal Aid Revenues		Total Taxes for Rate Computation	2.28 135,910,128.19
General Administration (other)	5,545,914.00			Special District Taxes	7,537,555.42
JUDICIARY				Bank Corp. Taxes	
Municipal Courts	787,126.00			Added and Omitted Taxes	100,993.51
PUBLIC SAFETY		Sale of Acquired Property	6,063,562.63	Total Taxes Levied - ABSTRACT	142,315,527.12
Fire Protection		Other Miscellaneous Revenues	169,625,027.80	Total Taxes Billed	137,144,332.01
Police Protection	10,925,668.00			1993 TAXES COLLECTED	132,163,685.52
Civil Defense & Disaster Control	39,205.00	Prior Years Surplus Appropriated	2,120,000.00	1993 Taxes Cancelled, Abated or Adjusted	2,939,863.73
Environmental Inspection & Control	372,846.00	REVENUES TOTAL	171,745,027.80	Transfer to Tax Title Liens or Foreclosed	
Other Public Safety	1,300.00	Reserve For Uncollected Taxes	5,241,092.89	Balance Outstanding Dec. 31, 1993	2,040,782.76
PUBLIC WORKS		CAPITAL OUTLAY TOTAL	14,142,446.00	PRIOR YEARS TAXES OUTSTANDING	
Streets and Drainage	3,953,899.00			Balance January 1, 1993	5,556,436.77
Sewers and Sewage Processing		Public Enterprises		Collected in 1993	2,962,946.34
Garbage and Trash Disposal	6,898,895.00	Recreation-Culture	306,712.00	Cancelled, Abated or Adjusted 1993	
Public Buildings and Grounds	1,186,997.00	Public Works	3,909,782.00	Transfers to Tax Title Liens or Foreclosed	
Other Public Works	320,647.00	Buildings and Grounds	9,925,952.00	Balance December 31, 1993	2,593,490.45
HEALTH and WELFARE		Library and Education		TAX TITLE LIENS OUTSTANDING	
Health Services Except Environmental	409,236.00	Conservation		Balance January 1, 1993	1,894,829.22
Welfare-Public Assistance	92,289.00	All Other		Transfer From Taxes	
Hospital, Clinics, First Aid				Redeemed in 1993	
Animal, Insect, & Rodent Control	130,512.00			Cancelled, Abated or Adjusted (1993)	
Other Welfare Services				Transfer to Foreclosed Property	
RECREATION and CONSERVATION		CAPITAL DEBT AUTHORIZED, DECEMBER 31, 1993		Balance December 31, 1993	1,894,829.22
Beaches and Boardwalks		ISSUED AND UNISSUED		PROPERTY ACQUIRED BY DEED OR FORECLOSURE	
Parks, Playgrounds, Shade Trees	1,882,779.00	School		Balance January 1, 1993	1,558,181.45
Land Reclamation & Conservation	1,178,347.23	Self-Liquidating	42,507,300	Transfers From Taxes or Liens	
Other Recreational Services	186,283.00	Other	115,494,381	Sale For Cash (1993)	
EDUCATION (excluding schools)		Total	158,001,681	Cancelled, Abated or Adjusted (1993)	
Libraries	4,053,000.00	ISSUED AND OUTSTANDING		Balance December 31, 1993	1,558,181.45
Other Educational Services	98,265.00	School		CURRENT FINANCES DECEMBER 31, 1993	
STATUTORY EXPENDITURES		Self-Liquidating	25,665,000.00	ASSETS	
Pensions & F. I. C. A.	1,254,800.00	Other	81,506,000.00	Cash Dec. 31, 1993	8,140,848.85
Employee Fringe Benefits	6,300,000.00	Total	107,171,000.00	Taxes Receivable	4,634,273.21
Other Statutory Expenditures	90,000.00	EQUALIZED VALUATION BASIS		Tax Title Liens	1,894,829.22
CETA And Other Public Employment Programs		FOR NET DEBT COMPUTATION	5,885,682,353	Foreclosed Property	1,558,181.45
MUNICIPAL FUNCTIONS		REAL PROPERTY VALUATIONS		Emergencies & Other Deferred Charges	50,000.00
CAPITAL IMPROVEMENTS		Code Class # of Parcels % VAL'N	ASSESSED VALUATION	State and Federal Aid Receivable	
DEBT SERVICE		1 Vacant Land 1529 2.13	69,430,900.00	Other Receivables	696,391.62
Principal Payments	4,115,213.32	2 Residential 25947 57.11	1,858,428,100.00	Total	16,974,524.35
Interest Payments	3,915,085.12	3 Farm		LIABILITIES, RESERVES, AND SURPLUS	
		4a Commercial 1079 22.69	738,446,900.00	Cash Liabilities	5,638,576.04
		4b Industrial 176 13.19	429,105,500.00	Reserves for Receivables	3,783,615.91
		4c Apartments 61 4.88	158,870,400.00	Surplus Dec. 31, 1993	2,552,332.40
		Total 28792	3,254,281,800.00	Total	16,974,524.35
		Land Area 23.10 Sq. Miles			
DEFERRED CHARGES		Net Valuation Taxable-Municipal	3,299,239,347		
SCHOOL, COUNTY, SPECIAL DISTRICT TAXES	116,878,151.63	Net Valuation Taxable-County	6,075,344,883		
RESERVE FOR UNCOLLECTED TAXES	5,241,092.89	State Equalized Valuation	5,857,295,587		
EXPENDITURES	182,267,468.96	State Equalization Ratio	55.99		
TOTAL					

0822

Population 1990 10,904
 Population 1993 10,670
 S & P Rating
 Maady Rating AAA

General Tax Rate Per \$100.
 2.81
 State Equalized Tax Rate
 2.91

WOODBURY CITY - GLOUCESTER COUNTY

Form of Government:

Special Charter (P.L. 1870 c. 271)
 Number of Members on Governing Body - 9

PER CAPITA:

Gross Debt 607.32
 Net Debt 240.95
 Debt Service 59.94
 Total Tax Levy 1,024.51
 Municipal Expenditures 634.38

PER CENT

Gross Debt 1.73
 Net Debt .69
 Tax Levy Collected 93.35
 Tax Levy Cancelled, Abated
 or Adjusted .39

EXPENDITURES		REVENUES-REALIZED		1993 PROPERTY TAX	
GENERAL GOVERNMENT		1993 Property Taxes Collected		STATE EQUALIZED TAX RATE	
Governing Body & Public Boards	10,700.00	10,226,783.87		Local District School Taxes	1.38
Municipal Clerk	91,300.00	1993 Payments in Lieu of Taxes		Regional & Consolidated School Tax	
Financial Administration	39,200.00	Delinquent Tax & Lien Collections		School Taxes in Municipal Budget	
Assessment of Taxes	89,700.00	Business Personalty Replacement Taxes		County Taxes	.63
Collection of Taxes	19,000.00	Taxes From Public Utilities		County Library Taxes	
Planning, Housing & Development	33,450.00	Other Miscellaneous Tax Revenues		Local Municipal Purpose Taxes	.89
Human Resources	107,510.50	State Aid Revenues		Veteran & Senior Citizen Taxes	
Elections	4,050.00	Federal Aid Revenues		Total Taxes for Rate Computation	2.90
General Administration (other)	517,890.00	Sale of Acquired Property		Special District Taxes	
JUDICIARY		Other Miscellaneous Revenues		Bank Corp. Taxes	
Municipal Courts	135,000.00	Total		Added and Omitted Taxes	
PUBLIC SAFETY		Prior Years Surplus Appropriated		Total Taxes Levied - ABSTRACT	
Fire Protection	293,970.00	REVENUES		Total Taxes Billed	
Police Protection	1,465,272.78	Reserve For Uncollected Taxes		1993 TAXES COLLECTED	
Civil Defense & Disaster Control	7,525.00	CAPITAL OUTLAY		1993 Taxes Cancelled, Abated or Adjusted	
Environmental Inspection & Control	139,400.00	TOTAL		Transfer to Tax Title Liens or Foreclosed	
Other Public Safety		Public Enterprises		Balance Outstanding Dec. 31, 1993	
PUBLIC WORKS		Recreation-Culture		PRIOR YEARS TAXES OUTSTANDING	
Streets and Drainage	625,000.00	Public Works		Balance January 1, 1993	
Sewers and Sewage Processing	467,650.00	Buildings and Grounds		Collected in 1993	
Gorbage and Trash Disposal	163,000.00	Library and Education		Cancelled, Abated or Adjusted 1993	
Public Buildings and Grounds	112,100.00	Conservation		Transfers to Tax Title Liens or Foreclosed	
Other Public Works	33,700.00	All Other		Balance December 31, 1993	
HEALTH and WELFARE		CAPITAL DEBT AUTHORIZED, DECEMBER 31, 1993		TAX TITLE LIENS OUTSTANDING	
Health Services Except Environmental	3,400.00	ISSUED AND UNISSUED		Balance January 1, 1993	
Welfare-Public Assistance	22,000.00	GROSS DEBT		Transfer From Taxes	
Hospital, Clinics, First Aid		NET DEBT		Redeemed in 1993	
Animal, Insect, & Rodent Control		Schaal		Cancelled, Abated or Adjusted (1993)	
Other Welfare Services		Self-Liquidating		Transfer to Foreclosed Property	
RECREATION and CONSERVATION		Other		Balance December 31, 1993	
Beaches and Boardwalks		Total		PROPERTY ACQUIRED BY DEED OR	
Parks, Playgrounds, Shade Trees	131,600.00	ISSUED AND OUTSTANDING		FORECLOSURE	
Land Reclamation & Conservation		School		Balance January 1, 1993	
Other Recreational Services	19,200.00	Self-Liquidating		Transfers From Taxes or Liens	
EDUCATION (excluding schools)		Other		Sale For Cash (1993)	
Libraries	142,000.00	Total		Cancelled, Abated or Adjusted (1993)	
Other Educational Services		EQUALIZED VALUATION BASIS		Balance December 31, 1993	
STATUTORY EXPENDITURES		FOR NET DEBT COMPUTATION		CURRENT FINANCES DECEMBER 31, 1993	
Pensions & F. I. C. A.	342,000.00	REAL PROPERTY VALUATIONS		ASSETS	
Employee Fringe Benefits	432,200.00	Code Class # of Parcels % VAL'N		Cash Dec. 31, 1993	
Other Statutory Expenditures		ASSESSED VALUATION		Taxes Receivable	
CETA And Other Public Employment Programs		1 Vacant Land 223 1.46		Tax Title Liens	
MUNICIPAL FUNCTIONS		2 Residential 2927 70.71		Foreclosed Property	
CAPITAL IMPROVEMENTS		3 Farm 299 23.70		Emergencies & Other Deferred Charges	
DEBT SERVICE		4a Commercial 4 .70		State and Federal Aid Receivable	
Principal Payments	581,700.00	4b Industrial 21 3.43		Other Receivables	
Interest Payments	57,883.20	Total 3474		Total	
DEFERRED CHARGES		Land Area 2.13 Sq. Miles		LIABILITIES, RESERVES, AND SURPLUS	
SCHOOL, COUNTY, SPECIAL DISTRICT TAXES		Net Valuation Taxable-Municipal		Cash Liabilities	
RESERVE FOR UNCOLLECTED TAXES		Net Valuation Taxable-County		Reserves for Receivables	
EXPENDITURES		State Equalized Valuation		Surplus Dec. 31, 1993	
TOTAL		State Equalization Ratio		Total	

0823

Population 1990 3,392
 Population 1993 3,284
 S & P Rating
 Moody Rating BAA

General Tax Rate Per \$100.

2.96

State Equalized Tax Rate

2.61

WOODBURY HGTS. BORO. - GLOU. CO.

Form of Government:

Borough Council

Number of Members on Governing Body - 6

PER CAPITA:

Gross Debt 513.41
 Net Debt 488.48
 Debt Service 68.17
 Total Tax Levy 1,148.06
 Municipal Expenditures 583.66

PER CENT:

Gross Debt 1.16
 Net Debt 1.11
 Tax Levy Collected 96.12
 Tax Levy Cancelled, Abated or Adjusted .16

EXPENDITURES		REVENUES-REALIZED		1993 PROPERTY TAX	
GENERAL GOVERNMENT		1993 Property Taxes Collected		STATE EQUALIZED TAX RATE	
Governing Body & Public Boards		1993 Payments in Lieu of Taxes		Local District School Taxes .65	
Municipal Clerk	36,625.00	Delinquent Tax & Lien Collections		Regional & Consolidated School Tax .70	
Financial Administration	14,975.00	Business Personalty Replacement Taxes		School Taxes in Municipal Budget	
Assessment of Taxes	17,875.00	Taxes From Public Utilities		County Taxes .65	
Collection of Taxes	7,950.00	Other Miscellaneous Tax Revenues		County Library Taxes .03	
Planning, Housing & Development	59,057.25	State Aid Revenues		Local Municipal Purpose Taxes .58	
Human Resources	1,900.00	Federal Aid Revenues		Veteran & Senior Citizen Taxes	
Elections	217,125.00	Sale of Acquired Property		Total Taxes for Rate Computation 2.61	
General Administration (other)		Other Miscellaneous Revenues		Special District Taxes	
JUDICIARY	37,150.00	Prior Years Surplus Appropriated		Bank Corp. Taxes	
Municipal Courts		REVENUES		Added and Omitted Taxes	
PUBLIC SAFETY	36,869.20	Reserve For Uncollected Taxes		Total Taxes Levied - ABSTRACT	
Fire Protection	327,680.03	CAPITAL OUTLAY		Total Taxes Billed	
Police Protection	300.00	Public Enterprises		1993 TAXES COLLECTED	
Civil Defense & Disaster Control	17,650.00	Recreation-Culture		1993 Taxes Cancelled, Abated or Adjusted	
Environmental Inspection & Control		Public Works		Transfer to Tax Title Liens or Foreclosed	
Other Public Safety		Buildings and Grounds		Balance Outstanding Dec. 31, 1993	
PUBUC WORKS	202,700.00	Library and Education		PRIOR YEARS TAXES OUTSTANDING	
Streets and Drainage		Conservation		Balance January 1, 1993	
Sewers and Sewage Processing	196,450.00	All Other		Collected in 1993	
Garbage and Trash Disposal	25,700.00	CAPITAL DEBT AUTHORIZED, DECEMBER 31, 1993		Cancelled, Abated or Adjusted 1993	
Public Buildings and Grounds	16,500.00	ISSUED AND UNISSUED		Transfers to Tax Title Liens or Foreclosed	
Other Public Works		GROSS DEBT		Balance December 31, 1993	
HEALTH and WELFARE	350.00	NET DEBT		TAX TITLE LIENS OUTSTANDING	
Health Services Except Environmental	4,350.00	SCHOOL		Balance January 1, 1993	
Welfare-Public Assistance		Self-Liquidating		Transfer From Taxes	
Hospital, Clinics, First Aid	25.00	Other		Redeemed in 1993	
Animal, Insect, & Radent Control		Total		Cancelled, Abated or Adjusted (1993)	
Other Welfare Services		ISSUED AND OUTSTANDING		Transfer to Foreclosed Property	
RECREATION and CONSERVATION	2,625.00	SCHOOL		Balance December 31, 1993	
Beaches and Boardwalks	3,407.31	Self-Liquidating		PROPERTY ACQUIRED BY DEED OR	
Parks, Playgrounds, Shade Trees	16,875.00	Other		FORECLOSURE	
Land Reclamation & Conservation		Total		Balance January 1, 1993	
Other Recreational Services		EQUALIZED VALUATION BASIS		Transfers From Taxes or Liens	
EDUCATION (excluding schools)		FOR NET DEBT COMPUTATION		Sale For Cash (1993)	
Libraries		REAL PROPERTY VALUATIONS		Cancelled, Abated or Adjusted (1993)	
Other Educational Services		Code Class # of Parcels % VAL'N		Balance December 31, 1993	
STATUTORY EXPENDITURES	79,100.00	ASSESSED VALUATION		CURRENT FINANCES DECEMBER 31, 1993	
Pensions & F. I. C. A.	130,625.00	1 Vacant Land 163 2.13		ASSETS	
Employee Fringe Benefits		2 Residential 1041 73.69		Cash Dec. 31, 1993	
Other Statutory Expenditures		3 Farm		Taxes Receivable	
CETA And Other Public Employment Programs	1,453,853.79	4a Commercial 93 19.15		Tax Title Liens	
MUNICIPAL FUNCTIONS	25,000.00	4b Industrial 7 4.77		Foreclosed Property	
CAPITAL IMPROVEMENTS		4c Apartments 3 .27		Emergencies & Other Deferred Charges	
DEBT SERVICE	171,037.99	Total 1307		State and Federal Aid Receivable	
Principal Payments	52,773.71	Land Area 1.23 Sq. Miles		Other Receivables	
Interest Payments		Net Valuation Taxable-Municipal		Total	
DEFERRED CHARGES	11,000.00	Net Valuation Taxable-County		LIABILITIES, RESERVES, AND SURPLUS	
SCHOOL, COUNTY, SPECIAL DISTRICT TAXES	2,921,268.92	State Equalized Valuation		Cash Liabilities	
RESERVE FOR UNCOLLECTED TAXES	228,000.00	State Equalization Ratio		Reserves for Receivables	
EXPENDITURES	4,837,994.41			Surplus Dec. 31, 1993	
TOTAL				Total	

0268

Population 1990 5,303
 Population 1993 5,463
 S & P Rating AA+
 Moody Rating

General Tax Rate Per \$100. 1.93
 State Equalized Tax Rate 1.74

WOODCLIFF LAKE BORO. - BERGEN CO.

Form of Government:

Borough Council

Number of Members on Governing Body - 6

PER CAPITA

Gross Debt 729.75
 Net Debt 729.75
 Debt Service 115.38
 Total Tax Levy 2,986.91
 Municipal Expenditures 1,367.21

PER CENT:

Gross Debt .43
 Net Debt .43
 Tax Levy Collected 95.49
 Tax Levy Cancelled, Abated or Adjusted .76

EXPENDITURES		REVENUES-REALIZED		1993 PROPERTY TAX	
GENERAL GOVERNMENT		1993 Property Taxes Collected		STATE EQUALIZED TAX RATE	
Governing Body & Public Boards		1993 Payments in Lieu of Taxes	15,642,832.93	Local District School Taxes	.59
Municipal Clerk		Delinquent Tax & Lien Collections	494,845.43	Regional & Consolidated School Tax	.40
Financial Administration	94,192.04	Business Personalty Replacement Taxes	47,800.60	School Taxes in Municipal Budget	
Assessment of Taxes	23,527.35	Taxes From Public Utilities	523,442.00	County Taxes	.29
Collection of Taxes	39,856.92	Other Miscellaneous Tax Revenues		County Library Taxes	
Planning, Housing & Development	754,251.44	State Aid Revenues	1,618,390.90	Local Municipal Purpose Taxes	.46
Human Resources	56,242.00	Federal Aid Revenues		Veteran & Senior Citizen Taxes	
Elections	2,000.00			Total Taxes for Rate Computation	1.74
General Administration (other)	906,872.12			Special District Taxes	
JUDICIARY				Bank Corp. Taxes	
Municipal Courts	72,777.75			Added and Omitted Taxes	68,450.94
PUBLIC SAFETY				Total Taxes Levied - ABSTRACT	16,317,491.08
Fire Protection	131,643.82			Total Taxes Billed	16,380,978.58
Police Protection	1,264,558.09			1993 TAXES COLLECTED	15,642,832.93
Civil Defense & Disaster Control	1,650.00			1993 Taxes Cancelled, Abated or Adjusted	124,473.61
Environmental Inspection & Control	46,413.13			Transfer to Tax Title Liens or Foreclosed	
Other Public Safety				Balance Outstanding Dec. 31, 1993	613,672.04
PUBLIC WORKS				PRIOR YEARS TAXES OUTSTANDING	
Streets and Drainage	625,791.45			Balance January 1, 1993	494,845.43
Sewers and Sewage Processing	557,790.67			Collected in 1993	494,845.43
Garbage and Trash Disposal	390,553.78			Cancelled, Abated or Adjusted 1993	
Public Buildings and Grounds	634,043.44			Transfers to Tax Title Liens or Foreclosed	
Other Public Works				Balance December 31, 1993	
HEALTH and WELFARE				TAX TITLE LIENS OUTSTANDING	
Health Services Except Environmental	30,885.00			Balance January 1, 1993	
Welfare-Public Assistance	2,215.36			Transfer From Taxes	
Hospital, Clinics, First Aid				Redeemed in 1993	
Animal, Insect, & Rodent Control				Cancelled, Abated or Adjusted (1993)	
Other Welfare Services				Transfer to Foreclosed Property	
RECREATION and CONSERVATION				Balance December 31, 1993	
Beaches and Boardwalks	79,669.45			PROPERTY ACQUIRED BY DEED OR	
Parks, Playgrounds, Shade Trees	45,267.00			FORECLOSURE	
Land Reclamation & Conservation	77,660.00			Balance January 1, 1993	
Other Recreational Services				Transfers From Taxes or Liens	
EDUCATION (excluding schools)				Sale For Cash (1993)	
Libraries	44,000.00			Cancelled, Abated or Adjusted (1993)	
Other Educational Services				Balance December 31, 1993	
STATUTORY EXPENDITURES				CURRENT FINANCES DECEMBER 31, 1993	
Pensions & F. I. C. A.	219,393.20			ASSETS	
Employee Fringe Benefits				Cash Dec. 31, 1993	1,904,535.52
Other Statutory Expenditures				Taxes Receivable	613,672.04
CETA And Other Public Employment Programs				Tax Title Liens	
MUNICIPAL FUNCTIONS				Foreclosed Property	
CAPITAL IMPROVEMENTS	6,102,254.01			Emergencies & Other Deferred Charges	66,000.00
DEBT SERVICE	74,500.00			State and Federal Aid Receivable	101,603.77
Principal Payments	430,000.00			Other Receivables	16,336.46
Interest Payments	205,767.89			Total	2,702,147.79
DEFERRED CHARGES	22,000.00			LIABILITIES, RESERVES, AND SURPLUS	
SCHOOL, COUNTY, SPECIAL DISTRICT TAXES	11,985,820.24			Cash Liabilities	1,248,915.78
RESERVE FOR UNCOLLECTED TAXES	709,029.00			Reserves for Receivables	630,008.50
EXPENDITURES	19,457,871.14			Surplus Dec. 31, 1993	823,223.51
				Total	2,702,147.79

0339

Population 1990 2,063
 Population 1993 2,013
 S & P Rating
 Moody Rating

General Tax Rate Per \$100. 2.09
 State Equalized Tax Rate 1.86

WOODLAND TWP. - BURLINGTON CO.

Form of Government:

Township Committee

Number of Members on Governing Body - 3

PER CAPITA:		PER CENT:
Gross Debt	344.35	Gross Debt
Net Debt	286.37	Net Debt
Debt Service	32.63	Tax Levy Collected
Total Tax Levy	711.25	Tax Levy Cancelled, Abated
Municipal Expenditures	535.15	or Adjusted
		.96
		.80
		88.54
		.61

EXPENDITURES		REVENUES-REALIZED		1993 PROPERTY TAX	
GENERAL GOVERNMENT		1993 Property Taxes Collected		STATE EQUALIZED TAX RATE	
Governing Body & Public Boords		1,270,808.00		Local District School Taxes 1.20	
Municipal Clerk	33,918.00	1993 Payments in Lieu of Taxes		Regional & Consolidated School Tax	
Financial Administration	28,384.00	Delinquent Tax & Lien Collections		School Taxes in Municipal Budget	
Assessment of Taxes	35,731.00	Business Personalty Replacement Taxes		County Taxes .45	
Collection of Taxes	17,225.00	Taxes From Public Utilities		County Library Taxes .03	
Planning, Housing & Development	6,690.00	Other Miscellaneous Tax Revenues		Local Municipal Purpose Taxes .19	
Elections	245,000.00	State Aid Revenues		Veteran & Senior Citizen Taxes	
General Administration (other)	40,623.00	Federal Aid Revenues		Total Taxes for Rate Computation 1.87	
JUDICIARY		Sale of Acquired Property		Special District Taxes	
Municipal Courts	25,460.00	Other Miscellaneous Revenues		Bank Corp. Taxes	
PUBLIC SAFETY		Prior Years Surplus Appropriated		Added and Omitted Taxes	
Fire Protection	14,000.00	REVENUES TOTAL		Total Taxes Levied - ABSTRACT	
Police Protection	2,000.00	Reserve For Uncollected Taxes		Total Taxes Billed	
Civil Defense & Disaster Control	13,771.00	CAPITAL OUTLAY TOTAL		1993 TAXES COLLECTED	
Environmental Inspection & Control	214,896.00	Public Enterprises		1993 Taxes Cancelled, Abated or Adjusted	
Other Public Safety	65,100.00	Recreation-Culture		Transfer to Tax Title Liens or Foreclosed	
PUBLIC WORKS		Public Works		Balance Outstanding Dec. 31, 1993	
Streets and Drainage	18,660.00	Buildings and Grounds		PRIOR YEARS TAXES OUTSTANDING	
Sewers and Sewage Processing		Library and Education		Balance January 1, 1993	
Gorbage and Trash Disposal	3,823.00	Conservation		Collected in 1993	
Public Buildings and Grounds	3,593.00	All Other		Cancelled, Abated or Adjusted 1993	
Other Public Works	7,984.00	CAPITAL DEBT AUTHORIZED, DECEMBER 31, 1993		Transfers to Tax Title Liens or Foreclosed	
HEALTH and WELFARE		ISSUED AND UNISSUED GROSS DEBT NET DEBT		Balance December 31, 1993	
Health Services Except Environmental		School 117,000		TAX TITLE LIENS OUTSTANDING	
Welfare-Public Assistance		Self-Liquidating 577,899		Balance January 1, 1993	
Hospital, Clinics, First Aid		Other 694,899		Transfer From Taxes	
Animal, Insect, & Rodent Control		Total 577,899		Redeemed In 1993	
Other Welfare Services		ISSUED AND OUTSTANDING		Cancelled, Abated or Adjusted (1993)	
RECREATION and CONSERVATION		School 117,000.00		Transfer to Foreclosed Property	
Beaches and Boardwalks		Self-Liquidating 450,000.00		Balance December 31, 1993	
Parks, Playgrounds, Shade Trees		Other 567,000.00		PROPERTY ACQUIRED BY DEED OR FORECLOSURE	
Land Reclamation & Conservation		EQUALIZED VALUATION BASIS FOR NET DEBT COMPUTATION		Balance January 1, 1993	
Other Recreational Services		REAL PROPERTY VALUATIONS		Transfers From Taxes or Liens	
EDUCATION (excluding schools)		Code Class # of Parcels % VAL'N ASSESSED VALUATION		Sale For Cash (1993)	
Libraries		1 Vacant Land 2987 12.51 8,440,700.00		Cancelled, Abated or Adjusted (1993)	
Other Educational Services		2 Residential 408 57.15 38,561,700.00		Balance December 31, 1993	
STATUTORY EXPENDITURES		3 Farm 294 7.06 4,768,870.00		CURRENT FINANCES DECEMBER 31, 1993	
Pensions & F. I. C. A.		4a Commercial 24 4.18 2,820,800.00		ASSETS	
Employee Fringe Benefits		4b Industrial 20 19.09 12,879,800.00		Cosh Dec. 31, 1993	
Other Statutory Expenditures		4c Apartments 3733 67,471,870.00		Taxes Receivable	
CETA And Other Public Employment Programs		Total 95.38 Sq. Miles		Tax Title Liens	
MUNICIPAL FUNCTIONS TOTAL		Net Valuation Taxable-Municipal		Foreclosed Property	
CAPITAL IMPROVEMENTS *ME MO*		Net Valuation Taxable-County		Emergencies & Other Deferred Charges	
DEBT SERVICE		State Equalized Valuation		State and Federal Aid Receivable	
Principal Payments		State Equalization Ratio		Other Receivables	
Interest Payments				Total	
DEFERRED CHARGES				LIABILITIES, RESERVES, AND SURPLUS	
SCHOOL, COUNTY, SPECIAL DISTRICT TAXES				Cosh Liabilities	
RESERVE FOR UNCOLLECTED TAXES				Reserves for Receivables	
EXPENDITURES TOTAL				Surplus Dec. 31, 1993	
				Total	

0437

Population 1990 2,547
 Population 1993 2,522
 S & P Rating
 Moody Rating

General Tax Rate Per \$100.

4.89

State Equalized Tax Rate

3.19

WOODLYNNE BOROUGH - CAMDEN CO.

Form of Government:

Borough Council

Number of Members on Governing Body - 6

PER CAPITA

Gross Debt

617.23

Net Debt

181.07

Debt Service

19.79

Total Tax Levy

672.45

Municipal Expenditures

537.59

PER CENT

Gross Debt

3.03

Net Debt

.89

Tax Levy Collected

94.52

Tax Levy Cancelled, Abated

or Adjusted

.27

EXPENDITURES		REVENUES-REALIZED		1993 PROPERTY TAX	
GENERAL GOVERNMENT		1993 Property Taxes Collected		STATE EQUALIZED TAX RATE	
Governing Body & Public Boards		1993 Payments in Lieu of Taxes		Local District School Taxes	
Municipal Clerk	22,600.00	Delinquent Tax & Lien Collections		Regional & Consolidated School Tax	
Financial Administration	4,687.50	Business Personalty Replacement Taxes		School Taxes in Municipal Budget	
Assessment of Taxes	600.00	Taxes From Public Utilities		County Taxes	
Collection of Taxes	101,650.00	Other Miscellaneous Tax Revenues		County Library Taxes	
Planning, Housing & Development	70,593.00	State Aid Revenues		Local Municipal Purpose Taxes	
Human Resources	2,100.00	Federal Aid Revenues		Veteran & Senior Citizen Taxes	
Elections	184,680.00	Sale of Acquired Property		Total Taxes for Rate Computation	
General Administration (other)	51,589.54	Other Miscellaneous Revenues		Special District Taxes	
JUDICIARY		Prior Years Surplus Appropriated		Bank Corp. Taxes	
Municipal Courts	20,822.30	REVENUES		Added and Omitted Taxes	
PUBLIC SAFETY		Reserve For Uncollected Taxes		Total Taxes Levied - ABSTRACT	
Fire Protection	281,274.00	CAPITAL OUTLAY		Total Taxes Billed	
Police Protection	300.00	Public Enterprises		1993 TAXES COLLECTED	
Civil Defense & Disaster Control	4,431.00	Recreation-Culture		1993 Taxes Cancelled, Abated or Adjusted	
Environmental Inspection & Control		Public Works		Transfer to Tax Title Liens or Foreclosed	
Other Public Safety		Buildings and Grounds		Balance Outstanding Dec. 31, 1993	
PUBLIC WORKS		Library and Education		PRIOR YEARS TAXES OUTSTANDING	
Streets and Drainage	103,789.00	Conservation		Balance January 1, 1993	
Sewers and Sewage Processing	14,747.36	All Other		Collected in 1993	
Garbage and Trash Disposal	159,000.00	CAPITAL DEBT AUTHORIZED, DECEMBER 31, 1993		Cancelled, Abated or Adjusted 1993	
Public Buildings and Grounds	51,278.00	ISSUED AND UNISSUED		Transfer to Tax Title Liens or Foreclosed	
Other Public Works		SCHOOL		Balance December 31, 1993	
HEALTH and WELFARE		GROSS DEBT		TAX TITLE LIENS OUTSTANDING	
Health Services Except Environmental	6,214.90	NET DEBT		Balance January 1, 1993	
Welfare-Public Assistance	1,200.00	SCHOOL		Transfer From Taxes	
Hospital, Clinics, First Aid		Self-Liquidating		Redeemed In 1993	
Animal, Insect, & Rodent Control		Other		Cancelled, Abated or Adjusted (1993)	
Other Welfare Services		Total		Transfer to Foreclosed Property	
RECREATION and CONSERVATION		ISSUED AND OUTSTANDING		Balance December 31, 1993	
Beaches and Boardwalks	790.00	SCHOOL		PROPERTY ACQUIRED BY DEED OR	
Parks, Playgrounds, Shade Trees		Self-Liquidating		FORECLOSURE	
Land Reclamation & Conservation	11,500.00	Other		Balance January 1, 1993	
Other Recreational Services	3,657.00	Total		Transfers From Taxes or Liens	
EDUCATION (excluding schools)		EQUALIZED VALUATION BASIS		Sale For Cash (1993)	
Libraries		FOR NET DEBT COMPUTATION		Cancelled, Abated or Adjusted (1993)	
Other Educational Services	59,106.51	REAL PROPERTY VALUATIONS		Balance December 31, 1993	
STATUTORY EXPENDITURES		Code Class # of Parcels % VAL'N		CURRENT FINANCES DECEMBER 31, 1993	
Pensions & F. I. C. A.	54,400.00	1 Vacant Land 19 .93		ASSETS	
Employee Fringe Benefits		2 Residential 870 90.99		Cash Dec. 31, 1993	
Other Statutory Expenditures		3 Farm 38 6.77		Taxes Receivable	
CETA And Other Public Employment Programs	1,211,010.11	4a Commercial 7 1.32		Tax Title Liens	
MUNICIPAL FUNCTIONS	5,004.00	4b Industrial 934		Foreclosed Property	
CAPITAL IMPROVEMENTS		Total		Emergencies & Other Deferred Charges	
DEBT SERVICE		Land Area .22 Sq. Miles		State and Federal Aid Receivable	
Principal Payments	40,000.00	Net Valuation Taxable-Municipal		Other Receivables	
Interest Payments	9,907.33	Net Valuation Taxable-County		Total	
DEFERRED CHARGES	11,377.69	State Equalized Valuation		LIABILITIES, RESERVES, AND SURPLUS	
SCHOOL, COUNTY, SPECIAL DISTRICT TAXES	1,073,420.04	State Equalization Ratio		Cash Liabilities	
RESERVE FOR UNCOLLECTED TAXES	83,510.94			Reserves for Receivables	
EXPENDITURES	2,429,226.11			Surplus Dec. 31, 1993	
				Total	

1715

Population 1990 3,154
 Population 1993 3,130
 S & P Rating
 Maady Rating

General Tax Rate Per \$100. 2.49
 State Equalized Tax Rate 2.40

WOODSTOWN BORO. - SALEM CO.
Form of Government:
Borough Council
Number of Members on Governing Body - 6

PER CAPITA:
 Gross Debt 1,193.80
 Net Debt 158.15
 Debt Service 6.00
 Total Tax Levy 1,006.50
 Municipal Expenditures 504.56

PER CENT:
 Gross Debt 2.99
 Net Debt .40
 Tax Levy Collected 93.54
 Tax Levy Cancelled, Abated or Adjusted .72

EXPENDITURES		REVENUES-REALIZED		1993 PROPERTY TAX	
GENERAL GOVERNMENT				STATE EQUALIZED TAX RATE →	
Governing Body & Public Boards		1993 Property Taxes Collected	2,952,542.12	Local District School Taxes	
Municipal Clerk	32,750.00	1993 Payments in Lieu of Taxes	761.76	Regional & Consolidated School Tax	1.11
Financial Administration	14,200.00	Delinquent Tax & Lien Collections	200,133.44	School Taxes in Municipal Budget	
Assessment of Taxes	18,500.00	Business Personalty Replacement Taxes	21,686.64	County Taxes	.79
Collection of Taxes	11,250.00	Taxes From Public Utilities	123,526.00	County Library Taxes	
Planning, Housing & Development	87,898.65	Other Miscellaneous Tax Revenues		Local Municipal Purpose Taxes	.49
Human Resources	650.00	State Aid Revenues	259,574.73	Veteran & Senior Citizen Taxes	
Elections	150,750.00	Federal Aid Revenues	215.00	Total Taxes for Rate Computation	2.39
General Administration (other)				Special District Taxes	
JUDICIARY		Sale of Acquired Property	272,513.95	Bank Corp. Taxes	
Municipal Courts	50,600.00	Other Miscellaneous Revenues		Added and Omitted Taxes	13,203.06
PUBLIC SAFETY		Total	3,830,953.64	Total Taxes Levied - ABSTRACT	3,150,352.65
Fire Protection	28,661.10	Prior Years Surplus Appropriated	176,662.73	Total Taxes Billed	3,156,550.87
Police Protection	356,426.00	REVENUES	4,007,616.37	1993 TAXES COLLECTED	2,952,542.12
Civil Defense & Disaster Control	3,715.00	Reserve for Uncollected Taxes	187,530.00	1993 Taxes Cancelled, Abated or Adjusted	22,813.38
Environmental Inspection & Control	31,285.00	CAPITAL OUTLAY	12,597.61	Transfer to Tax Title Liens or Foreclosed	6,539.89
Other Public Safety		TOTAL		Balance Outstanding Dec. 31, 1993	174,655.48
PUBLIC WORKS				PRIOR YEARS TAXES OUTSTANDING	
Streets and Drainage	158,181.10	Public Enterprises		Balance January 1, 1993	196,202.35
Sewers and Sewage Processing		Recreation-Culture		Collected in 1993	188,809.78
Garbage and Trash Disposal	136,850.00	Public Works		Cancelled, Abated or Adjusted 1993	
Public Buildings and Grounds	58,000.00	Buildings and Grounds	12,597.61	Transfers to Tax Title Liens or Foreclosed	4,990.45
Other Public Works	13,000.00	Library and Education		Balance December 31, 1993	2,402.12
HEALTH and WELFARE		Conservation		TAX TITLE LIENS OUTSTANDING	
Health Services Except Environmental	1,425.00	All Other		Balance January 1, 1993	18,047.09
Welfare-Public Assistance		CAPITAL DEBT AUTHORIZED, DECEMBER 31, 1993		Transfer From Taxes	12,621.82
Hospital, Clinics, First Aid		ISSUED AND UNISSUED		Redeemed In 1993	11,323.66
Animal, Insect, & Rodent Control	2,425.00	School	1,721,608	Cancelled, Abated or Adjusted (1993)	
Other Welfare Services		Self-Liquidating	1,520,000	Transfer to Foreclosed Property	
RECREATION and CONSERVATION		Other	495,000	Balance December 31, 1993	19,345.25
Beaches and Boardwalks		Total	3,736,608	PROPERTY ACQUIRED BY DEED OR FORECLOSURE	
Parks, Playgrounds, Shade Trees	10,250.00	ISSUED AND OUTSTANDING		Balance January 1, 1993	28,900.00
Land Reclamation & Conservation	6,325.26	School	1,721,608.24	Transfers From Taxes or Liens	
Other Recreational Services	9,900.00	Self-Liquidating	1,520,000.00	Sale For Cash (1993)	
EDUCATION (excluding schools)		Other	270,000.00	Cancelled, Abated or Adjusted (1993)	
Libraries	5,500.00	Total	3,511,608.24	Balance December 31, 1993	28,900.00
Other Educational Services		EQUALIZED VALUATION BASIS		CURRENT FINANCES DECEMBER 31, 1993	
STATUTORY EXPENDITURES		FOR NET DEBT COMPUTATION	125,044,367	ASSETS	
Pensions & F. I. C. A.	87,345.00	REAL PROPERTY VALUATIONS		Cash Dec. 31, 1993	1,029,234.92
Employee Fringe Benefits	74,100.00	Code Class # of Parcels % VAL'N		Taxes Receivable	177,057.60
Other Statutory Expenditures		1 Vacant Land 93 1.03	1,272,800.00	Tax Title Liens	19,345.25
CETA And Other Public Employment Programs		2 Residential 938 76.32	94,422,600.00	Foreclosed Property	28,900.00
MUNICIPAL FUNCTIONS		3 Farm 19 .18	224,000.00	Emergencies & Other Deferred Charges	60,000.00
CAPITAL IMPROVEMENTS	*MEMO*	4a Commercial 73 13.67	16,909,000.00	State and Federal Aid Receivable	
DEBT SERVICE		4b Industrial		Other Receivables	73,644.21
Principal Payments	15,000.00	4c Apartments 8 8.81	10,898,100.00	Total	1,388,181.98
Interest Payments	3,780.00	Total 1131	123,726,500.00	LIABILITIES, RESERVES, AND SURPLUS	
DEFERRED CHARGES	25,000.00	Land Area 1.56 Sq. Miles		Cash Liabilities	623,686.56
SCHOOL, COUNTY, SPECIAL DISTRICT TAXES	2,492,149.59	Net Valuation Taxable-Municipal	126,238,868	Reserves for Receivables	298,947.06
RESERVE FOR UNCOLLECTED TAXES	187,500.00	Net Valuation Taxable-County	129,430,566	Surplus Dec. 31, 1993	465,548.36
EXPENDITURES	4,071,416.70	State Equalized Valuation	131,072,738	Total	1,388,181.98
		State Equalization Ratio	96.24		

0824

Population 1990 1,459
 Population 1993 1,556
 S & P Rating
 Moody Rating

General Tax Rate Per \$100. 2.00
 State Equalized Tax Rate 1.96

WOOLWICH TOWNSHIP - GLOUCESTER CO.

Form of Government:

Township Committee

Number of Members on Governing Body - 3

PER CAPITA:

Gross Debt 1,196.33
 Net Debt 178.02
 Debt Service 36.92
 Total Tax Levy 1,561.66
 Municipal Expenditures 982.55

PER CENT:

Gross Debt 1.73
 Net Debt .26
 Tax Levy Collected 92.43
 Tax Levy Cancelled, Abated or Adjusted

EXPENDITURES		REVENUES-REALIZED		1993 PROPERTY TAX	
GENERAL GOVERNMENT				STATE EQUALIZED TAX RATE	
Governing Body & Public Boards		1993 Property Taxes Collected	2,246,029.80	Local District School Taxes	.57 685,824.87
Municipal Clerk		1993 Payments in Lieu of Taxes		Regional & Consolidated School Tax	.34 411,058.29
Financial Administration	29,060.68	Delinquent Tax & Lien Collections	252,641.15	School Taxes in Municipal Budget	
Assessment of Taxes	13,962.39	Business Personalty Replacement Taxes	59,447.68	County Taxes	.58 700,542.33
Collection of Taxes	12,841.87	Taxes From Public Utilities	356,058.00	County Library Taxes	.03 33,046.70
Planning, Housing & Development	25,827.67	Other Miscellaneous Tax Revenues		Local Municipal Purpose Taxes	.44 534,768.00
Human Resources	49,928.00	State Aid Revenues	75,775.99	Veteran & Senior Citizen Taxes	
Elections	1,000.00	Federal Aid Revenues		Total Taxes for Rate Computation	1.96 2,374,840.18
General Administration (other)	167,196.47			Special District Taxes	
JUDICIARY		Sale of Acquired Property		Bank Corp. Taxes	
Municipal Courts	59,472.00	Other Miscellaneous Revenues	301,305.21	Added and Omitted Taxes	64,696.34
PUBLIC SAFETY		Total	3,291,257.83	Total Taxes Levied - ABSTRACT	2,429,936.52
Fire Protection	40,618.30	Prior Years Surplus Appropriated	146,141.34	Total Taxes Billed	2,429,936.52
Police Protection	292,349.00	REVENUES TOTAL	3,437,399.17	1993 TAXES COLLECTED	2,246,029.80
Civil Defense & Disaster Control	1,000.00	Reserve For Uncollected Taxes	286,770.00	1993 Taxes Cancelled, Abated or Adjusted	43.27
Environmental Inspection & Control	63,405.04			Transfer to Tax Title Liens or Foreclosed	9,606.00
Other Public Safety		CAPITAL OUTLAY	TOTAL 10,000.00	Balance Outstanding Dec. 31, 1993	174,257.45
PUBLIC WORKS				PRIOR YEARS TAXES OUTSTANDING	
Streets and Drainage	107,000.00	Public Enterprises		Balance January 1, 1993	255,676.66
Sewers and Sewage Processing	2,000.00	Recreation-Culture		Collected in 1993	250,558.27
Gorbage and Trash Disposal	90,270.29	Public Works		Cancelled, Abated or Adjusted 1993	
Public Buildings and Grounds	27,886.95	Buildings and Grounds	10,000.00	Transfer to Tax Title Liens or Foreclosed	5,118.39
Other Public Works		Library and Education		Balance December 31, 1993	
HEALTH and WELFARE		Conservation		TAX TITLE LIENS OUTSTANDING	
Health Services Except Environmental	1,610.00	All Other		Balance January 1, 1993	133,029.63
Welfare-Public Assistance	1,662.21			Transfer From Taxes	15,617.52
Hospital, Clinics, First Aid		CAPITAL DEBT AUTHORIZED, DECEMBER 31, 1993		Redeemed In 1993	2,082.88
Animal, Insect, & Rodent Control	1,000.00	ISSUED AND UNISSUED		Cancelled, Abated or Adjusted (1993)	
Other Welfare Services		School	1,584,496	Transfer to Foreclosed Property	
RECREATION and CONSERVATION		Self-Liquidating	277,000	Balance December 31, 1993	146,564.27
Beaches and Boardwalks		Other	277,000	PROPERTY ACQUIRED BY DEED OR FORECLOSURE	
Parks, Playgrounds, Shade Trees	3,000.00	Total	1,861,496	Balance January 1, 1993	
Land Reclamation & Conservation		ISSUED AND OUTSTANDING		Transfers From Taxes or Liens	
Other Recreational Services		School	1,525,108.85	Sale For Cash (1993)	
EDUCATION (excluding schools)		Self-Liquidating	277,000.00	Cancelled, Abated or Adjusted (1993)	
Libraries		Other	1,802,108.85	Balance December 31, 1993	
Other Educational Services		Total		CURRENT FINANCES DECEMBER 31, 1993	
STATUTORY EXPENDITURES		EQUALIZED VALUATION BASIS FOR NET DEBT COMPUTATION	107,859,726	ASSETS	
Pensions & F. I. C. A.	44,500.00	REAL PROPERTY VALUATIONS		Cash Dec. 31, 1993	1,425,441.10
Employee Fringe Benefits	89,940.00	Code Class # of Parcels % VAL'N	ASSESSED VALUATION	Taxes Receivable	174,257.45
Other Statutory Expenditures		1 Vacant Land 189 7.22	8,437,100.00	Tax Title Liens	146,564.27
CETA And Other Public Employment Programs		2 Residential 427 46.10	53,854,200.00	Foreclosed Property	
MUNICIPAL FUNCTIONS	TOTAL 1,130,530.87	3 Farm 468 19.27	22,507,100.00	Emergencies & Other Deferred Charges	60,173.61
CAPITAL IMPROVEMENTS	*ME 40* 5,000.00	4a Commercial 46 25.09	29,304,700.00	State and Federal Aid Receivable	719.41
DEBT SERVICE		4b Industrial 2 2.33	2,716,800.00	Other Receivables	114,493.16
Principal Payments	44,000.00	4c Apartments		Total	1,921,649.00
Interest Payments	13,450.44	Total 1132	116,819,900.00	LIABILITIES, RESERVES, AND SURPLUS	
DEFERRED CHARGES	54,091.80	Land Area 21.48 Sq. Miles		Cash Liabilities	613,066.43
SCHOOL, COUNTY, SPECIAL DISTRICT TAXES	1,830,472.18	Net Valuation Taxable-Municipal	118,569,025	Reserves for Receivables	435,314.88
RESERVE FOR UNCOLLECTED TAXES	286,770.00	Net Valuation Taxable-County	116,582,005	Surplus Dec. 31, 1993	873,267.69
EXPENDITURES	TOTAL 3,359,315.29	State Equalized Valuation	120,746,680	Total	1,921,649.00
		State Equalization Ratio	98.17		

0340

Population 1990 3,343
 Population 1993 4,187
 S & P Rating
 Moody Rating

General Tax Rate Per \$100: 1.81
 State Equalized Tax Rate 1.44

WRIGHTSTOWN BORO. - BURLINGTON CO.

Form of Government

Borough Council

Number of Members on Governing Body - 6

PER CAPITA

Gross Debt 120.03
 Net Debt 61.73
 Debt Service 4.73
 Total Tax Levy 103.55
 Municipal Expenditures 139.58

PER CENT:

Gross Debt 2.00
 Net Debt 1.03
 Tax Levy Collected 92.21
 Tax Levy Cancelled, Abated or Adjusted .03

EXPENDITURES		REVENUES-REALIZED		1993 PROPERTY TAX	
GENERAL GOVERNMENT				STATE EQUALIZED TAX RATE →	
Governing Body & Public Boards		1993 Property Taxes Collected		Local District School Taxes	
Municipal Clerk		322,350.10		Regional & Consolidated School Tax .88	
Financial Administration		32,973.55		School Taxes in Municipal Budget	
Assessment of Taxes		7,425.00		County Taxes .53	
Collection of Taxes		5,600.00		County Library Taxes .03	
Planning, Housing & Development		4,525.00		Local Municipal Purpose Taxes	
Human Resources		34,791.50		Veteran & Senior Citizen Taxes	
Elections				Total Taxes for Rate Computation 1.44	
General Administration (other)		166,318.00		Special District Taxes	
JUDICIARY				Bank Corp. Taxes	
Municipal Courts				Added and Omitted Taxes	
PUBLIC SAFETY				Total Taxes Levied - ABSTRACT	
Fire Protection		13,766.00		Total Taxes Billed	
Police Protection		56,300.00		1993 TAXES COLLECTED	
Civil Defense & Disaster Control		1,700.00		1993 Taxes Cancelled, Abated or Adjusted	
Environmental Inspection & Control		12,220.00		Transfer to Tax Title Liens or Foreclosed	
Other Public Safety				Balance Outstanding Dec. 31, 1993	
PUBLIC WORKS				PRIOR YEARS TAXES OUTSTANDING	
Streets and Drainage		83,882.00		Balance January 1, 1993	
Sewers and Sewage Processing		29,250.00		Collected in 1993	
Garbage and Trash Disposal		36,000.00		Cancelled, Abated or Adjusted 1993	
Public Buildings and Grounds				Transfers to Tax Title Liens or Foreclosed	
Other Public Works				Balance December 31, 1993	
HEALTH and WELFARE				TAX TITLE LIENS OUTSTANDING	
Health Services Except Environmental		700.00		Balance January 1, 1993	
Welfare-Public Assistance		3,100.00		Transfer From Taxes	
Hospital, Clinics, First Aid				Redeemed in 1993	
Animal, Insect, & Rodent Control				Cancelled, Abated or Adjusted (1993)	
Other Welfare Services				Transfer to Foreclosed Property	
RECREATION and CONSERVATION				Balance December 31, 1993	
Beaches and Boardwalks		10,310.00		PROPERTY ACQUIRED BY DEED OR	
Parks, Playgrounds, Shade Trees				FORECLOSURE	
Land Reclamation & Conservation		1,250.00		Balance January 1, 1993	
Other Recreational Services				Transfers From Taxes or Liens	
EDUCATION (excluding schools)				Sale For Cash (1993)	
Libraries				Cancelled, Abated or Adjusted (1993)	
Other Educational Services				Balance December 31, 1993	
STATUTORY EXPENDITURES				CURRENT FINANCES DECEMBER 31, 1993	
Pensions & F. I. C. A.		8,800.04		ASSETS	
Employee Fringe Benefits		50.00		Cash Dec. 31, 1993	
Other Statutory Expenditures		750.00		Taxes Receivable	
CETA And Other Public Employment Programs				Tax Title Liens	
MUNICIPAL FUNCTIONS		509,711.09		Foreclosed Property	
CAPITAL IMPROVEMENTS		42,000.00		Emergencies & Other Deferred Charges	
DEBT SERVICE				State and Federal Aid Receivable	
Principal Payments		19,817.00		Other Receivables	
Interest Payments				Total	
DEFERRED CHARGES				LIABILITIES, RESERVES, AND SURPLUS	
SCHOOL, COUNTY, SPECIAL DISTRICT TAXES		2,521.96		Cash Liabilities	
RESERVE FOR UNCOLLECTED TAXES		432,861.40		Reserves for Receivables	
EXPENDITURES		52,392.00		Surplus Dec. 31, 1993	
TOTAL		1,017,303.45		Total	

0270

Population 1990 15,372
 Population 1993 15,994
 S & P Rating AA
 Moody Rating AA

General Tax Rate Per \$100.

2.46

State Equalized Tax Rate

1.72

WYCKOFF TOWNSHIP - BERGEN COUNTY

Form of Government:

Township Committee

Number of Members on Governing Body - 5

PER CAPITA

Gross Debt 129.17
 Net Debt 129.17
 Debt Service 19.25
 Total Tax Levy 1,945.36
 Municipal Expenditures 619.70

PER CENT

Gross Debt .11
 Net Debt .11
 Tax Levy Collected 98.31
 Tax Levy Cancelled, Abated or Adjusted .06

EXPENDITURES		REVENUES-REALIZED		1993 PROPERTY TAX	
GENERAL GOVERNMENT		1993 Property Taxes Collected		STATE EQUALIZED TAX RATE	
Governing Body & Public Boards		1993 Payments in Lieu of Taxes	30,602,385.02	Local District School Taxes	.76
Municipal Clerk		Delinquent Tax & Lien Collections	492,563.06	Regional & Consolidated School Tax	.37
Financial Administration	115,772.00	Business Personalty Replacement Taxes	91,325.04	School Taxes in Municipal Budget	
Assessment of Taxes	367,307.00	Taxes From Public Utilities	962,089.56	County Taxes	.27
Collection of Taxes		Other Miscellaneous Tax Revenues		County Library Taxes	
Planning, Housing & Development	82,335.00	State Aid Revenues	731,958.70	Local Municipal Purpose Taxes	.31
Human Resources	82,684.00	Federal Aid Revenues		Veteran & Senior Citizen Taxes	
Elections	5,500.00			Total Taxes for Rate Computation	1.71
General Administration (other)	1,110,907.00			Special District Taxes	
JUDICIARY				Bank Corp. Taxes	
Municipal Courts	86,117.00			Added and Omitted Taxes	186,559.39
PUBLIC SAFETY		Sale of Acquired Property	849,034.23	Total Taxes Levied - ABSTRACT	31,114,113.57
Fire Protection	146,874.70	Other Miscellaneous Revenues	33,729,355.61	Total Taxes Billed	31,127,405.72
Police Protection	1,672,652.13	Prior Years Surplus Appropriated	1,725,282.42	1993 TAXES COLLECTED	30,602,385.02
Civil Defense & Disaster Control	1,500.00	REVENUES	35,454,638.03	1993 Taxes Cancelled, Abated or Adjusted	17,481.85
Environmental Inspection & Control	179,837.00	Reserve For Uncollected Taxes	1,581,172.52	Transfer to Tax Title Liens or Foreclosed	5,667.84
Other Public Safety		CAPITAL OUTLAY	325,054.59	Balance Outstanding Dec. 31, 1993	501,871.01
PUBUC WORKS		TOTAL		PRIOR YEARS TAXES OUTSTANDING	
Streets and Drainage	929,407.00			Balance January 1, 1993	520,971.92
Sewers and Sewage Processing	264,888.00	Public Enterprises		Collected in 1993	492,563.06
Gorbage and Trash Disposal	1,393,911.00	Recreation-Culture		Cancelled, Abated or Adjusted 1993	
Public Buildings and Grounds	120,081.50	Public Works		Transfers to Tax Title Liens or Foreclosed	
Other Public Works	39,003.00	Buildings and Grounds	325,054.59	Balance December 31, 1993	28,408.86
HEALTH and WELFARE		Library and Education		TAX TITLE LIENS OUTSTANDING	
Health Services Except Environmental	59,725.00	Conservation		Balance January 1, 1993	27,767.62
Welfare-Public Assistance	6,256.00	All Other		Transfer From Taxes	5,667.84
Hospital, Clinics, First Aid				Redeemed In 1993	
Animal, Insect, & Rodent Control				Cancelled, Abated or Adjusted (1993)	
Other Welfare Services				Transfer to Foreclosed Property	
RECREATION and CONSERVATION				Balance December 31, 1993	33,435.46
Beaches and Boardwalks				PROPERTY ACQUIRED BY DEED OR	
Parks, Playgrounds, Shade Trees	15,884.00			FORECLOSURE	
Land Reclamation & Conservation	43,466.67			Balance January 1, 1993	27,440.00
Other Recreational Services	121,483.84			Transfers From Taxes or Liens	
EDUCATION (excluding schools)				Sale For Cash (1993)	
Libraries	593,349.00			Cancelled, Abated or Adjusted (1993)	
Other Educational Services				Balance December 31, 1993	27,440.00
STATUTORY EXPENDITURES				CURRENT FINANCES DECEMBER 31, 1993	
Pensions & F. I. C. A.	450,892.00			ASSETS	
Employee Fringe Benefits				Cash Dec. 31, 1993	5,121,525.77
Other Statutory Expenditures	100.00			Taxes Receivable	530,279.87
CETA And Other Public Employment Programs				Tax Title Liens	33,435.46
MUNICIPAL FUNCTIONS				Foreclosed Property	27,440.00
CAPITAL IMPROVEMENTS	382,623.16			Emergencies & Other Deferred Charges	270,000.00
DEBT SERVICE				State and Federal Aid Receivable	2,353.45
Principal Payments	140,000.00			Other Receivables	4,096.57
Interest Payments	167,930.00			Total	5,989,131.12
DEFERRED CHARGES	132,424.44			LIABILITIES, RESERVES, AND SURPLUS	
SCHOOL, COUNTY, SPECIAL DISTRICT TAXES	25,277,211.72			Cash Liabilities	1,603,993.60
RESERVE FOR UNCOLLECTED TAXES	1,581,172.52			Reserves for Receivables	595,251.90
EXPENDITURES	35,188,668.52			Surplus Dec. 31, 1993	3,789,885.62
TOTAL				Total	5,989,131.12

MUNICIPALITIES OPERATING UNDER SPECIAL STATUTORY FORMS OF GOVERNMENT
AND OPTIONAL MUNICIPAL CHARTER LAW (1950)

COMMISSION FORM (1911)

Allenhurst Boro.
Audubon Boro.
Avon-By-The-Sea
Bass River Twp.
Beach Haven Boro.
Belleville Twp.
Belmar Boro.
Bordentown City
Bradley Beach Boro.
Brigantine City
Cape May Point Boro.
Collingswood Boro.
Deal Boro.
Haddon Twp.
Haddonfield Boro.
Harvey Cedars Boro.
Hawthorne Boro.
Long Beach Twp.
Longport Boro.
Lyndhurst Twp.
Margate City, City
Millville City
Monmouth Beach Boro.
Mount Ephraim Boro.
North Bergen Twp.
Nutley Twp.
Pine Valley Boro.
Ridgefield Park Village
Sea Isle City, City
Tavistock Boro.
Union City, City
Ventnor City, City
West Cape May Boro.
West New York Town
West Wildwood Boro.
Wildwood Crest Boro.

MAYOR-COUNCIL

Plan A

Bridgeton City
Long Branch City
Vineland City

Plan B

Avalon Boro.
Brick Twp.
Camden City
Cherry Hill Twp.
Gloucester Twp.
Lodi Boro.
Mahwah Twp.
Passaic City
Perth Amboy City
Saddle Brook Twp.
Spotswood Boro.

MAYOR-COUNCIL (cont.)

Tinton Falls Boro.
West Orange Twp.

Plan C

Bayonne City
Jersey City, City
Newark City
Trenton City

Plan D

Atlantic City, City
Berkeley Twp.
Delran Twp.
Hoboken City
Irvington Twp.
Ocean City, City
Orange City, Twp.
Paterson City
South Amboy City
Wildwood City

Plan E

Bridgewater Twp.
Burlington Twp.
East Brunswick Twp.
Edison Twp.
Hamilton Twp. (Mer.)
Jefferson Twp.
Marlboro Twp.
Mine Hill Twp.
Mount Olive Twp.
New Brunswick City
North Plainfield Boro.
Parsippany-Troy Hills Twp.
River Vale Twp.
Washington Twp. (Bergen)
Washington Twp. (Glou.)
Washington Twp. (Morris)

Plan F

Clark Twp.
Denville Twp.
Elizabeth City
Florence Twp.
Lincoln Park Boro.
Monroe Twp. (Glou.)
Monroe Twp. (Midd.)
Morristown Town
Mullica Twp.
Old Bridge Twp.
Piscataway Twp.
Rahway City
Rockaway Twp.
Wayne Twp.
Woodbridge Twp.

SMALL MUNICIPALITY

Plan A

Berlin Twp.
Island Heights Boro.
Stafford Twp.

Plan C

Allamuchy Twp.
Chester Twp.
Clinton Twp.
Fairfield Twp. (Essex)
Greenwich Twp. (Glou.)
Highlands Boro.
Lambertville City
Logan Twp.
Lopatcong Twp.
West Paterson Twp.

Plan D

Estell Manor

COUNCIL-MANAGER

Plan A

Mounty Holly Twp.
Ocean Twp. (Mon.)

Plan B

Byram Twp.
Cedar Grove Twp.
Evesham Twp.
Keansburg Boro.
Newton Town
Phillipsburg Town
Ridgewood Village
Sparta Twp.
Teaneck Twp.
Verona Twp.

Plan C

Montclair Twp.
Weehawken Twp.

Plan D

Franklin Twp. (Som.)
West Milford Twp.

Plan E

Aberdeen Twp.
Deptford Twp.
East Windsor Twp.
Eastampton Twp.
Fair Lawn Boro.
Galloway Twp.
Lawrence Twp. (Mer.)
Livingston Twp.
Lower Twp.

COUNCIL-MANAGER (cont.)

Maple Shade Twp.
Medford Twp.
Moorestown Twp.
Mount Laurel Twp.
Mountain Lake Boro.
Pequannock Twp.
Randolph Twp.
Ringwood Twp.
Scotch Plains Twp.
Washington Boro.
Washington Twp. (Glou.)
Willingboro Twp.

Plan F

Roxbury Twp.

COUNCIL-MANAGER ACT OF 1923

Asbury Park City
Cape May City
Clifton City
Garfield City
Hackensack City
Medford Lakes Boro.
Teaneck Twp.
Teterboro Boro.

SPECIAL CHARTER (Pre-1950)

Beverly City (1857)
Burlington City (1851)
Corbin City, City (1922)
Egg Harbor City (1858)
Gloucester City, City (1868)
Hammonton Town (1866)
Salem City (1858)
Woodbury City (1870)

SPECIAL CHARTER (Post-1950)

*Bloomfield Twp. (1955)
*Englewood City (1970)
Hackettstown Town (1970)
Hardyston Twp. (1985)
Middletown Twp. (1971)
*Montville Twp. (1974)
Plainfield City (1968)
South Orange Village Twp. (1977)
Westfield Town (1967)

MAYOR-COUNCIL-ADMINISTRATION

North Brunswick Twp.

* Charter Study (Faulkner Act)

TABLE I
POPULATION CLASSIFICATIONS OF NEW JERSEY COUNTIES AND CITIES
(BASED UPON THE 1990 OFFICIAL CENSUS)

Counties (N.J.S. 40A:6-1)

1st Class	Excess of 550,000 = Population density exceeding 3,000 per square mile Essex, Bergen, Hudson
2nd Class	All others exceeding 200,000 = Not bordering on the Atlantic Ocean = Burlington, Gloucester, Morris, Union, Passaic, Camden, Middlesex, Mercer, Somerset
3rd Class	50,000 - 200,000 = Not bordering on the Atlantic Ocean = Hunterdon, Salem, Cumberland, Sussex, Warren
4th Class	Less than 50,000 = Not bordering on Atlantic Ocean = None
5th Class	Bordering on the Atlantic Ocean, exceeding 100,000 = Monmouth, Atlantic, Ocean
6th Class	Bordering on the Atlantic Ocean, less than 100,000 = Cape May

Cities (R.S. 40:167-2)

1st Class	Exceeding 150,000 = Newark and Jersey City
2nd Class	12,000 - 150,000
3rd Class	All those not in 1st or 2nd class, except cities bordering upon Atlantic Ocean which are seaside or summer resorts.
4th Class	All cities bordering upon the Atlantic Ocean which are seaside or summer resorts.

TABLE 2

LOCAL UNITS RANKED BY POPULATION - 1993 ESTIMATES

COUNTY	POPULATION	MUNICIPALITY	POPULATION	MUNICIPALITY	POPULATION
Bergen	838,230	Bayonne City	62,155	Mount Laurel Twp.	34,106
Essex	770,420	Irvington Twp.	60,552	Hoboken City	33,693
Middlesex	687,298	Old Bridge Twp.	58,935	North Brunswick Twp.	33,445
Monmouth	572,258	Gloucester Twp.	56,662	Fort Lee Boro.	32,188
Hudson	552,770	Passaic City	56,622	Manalapan Twp.	31,605
Camden	506,542	Union City City	56,460	Hillsborough Twp.	31,011
Union	494,715	Vineland City	54,614	Fair Lawn Boro.	30,999
Passaic	459,374	Union Twp.	51,319	Marlboro Twp.	30,223
Ocean	450,365	Parsippany-Troy Hills Twp.	50,670	South Brunswick Twp.	29,703
Morris	432,450	North Bergen Twp.	50,347	Westfield Town	29,181
Burlington	394,927	Wayne Twp.	49,689	Neptune Twp.	28,694
Mercer	328,556	Piscataway Twp.	48,244	Orange City Twp.	28,540
Somerset	255,761	Lakewood Twp.	46,640	Long Branch City	28,224
Gloucester	238,329	Franklin Twp. (Somerset)	45,333	Nutley Twp.	27,497
Atlantic	230,913	Bloomfield Twp.	45,202	Monroe Twp. (Gloucester)	27,436
Cumberland	139,008	East Brunswick Twp.	45,089	West Milford Twp.	27,172
Sussex	136,566	Plainfield City	45,041	Livingston Twp.	27,000
Hunterdon	113,732	Washington Twp. (Gloucester)	43,599	Lawrence Twp. (Mercer)	26,717
Cape May	97,126	Howell Twp.	41,942	Garfield City	26,514
Warren	94,443	New Brunswick City	41,577	Millville City	26,436
Salem	65,148	Perth Amboy City	40,639	Voorhees Twp.	26,323
Total	7,858,941	West Orange Twp.	40,200	Ocean Twp. (Monmouth)	26,139
		Teaneck Twp.	38,117	Pemberton Twp.	25,921
		Evesham Twp.	37,779	Rahway City	25,675
		Montclair Twp.	37,730	Freehold Twp.	25,591
Newark City	261,673	Willingboro Twp.	37,546	Egg Harbor Twp.	25,414
Jersey City City	226,937	Hackensack City	37,524	Paramus Boro.	25,005
Paterson City	139,240	Atlantic City City	37,291	Englewood City	24,821
Elizabeth City	107,098	West New York Town	37,052	Bergenfield Boro.	24,783
Woodbridge Twp.	94,524	Berkeley Twp.	36,820	Deptford Twp.	24,519
Edison Twp.	90,278	Manchester Twp.	36,689	Galloway Twp.	24,495
Hamilton Twp. (Mercer)	87,321	Linden City	36,535	Ridgewood Village	24,418
Trenton City	85,686	Bridgewater Twp.	36,092	Lacey Twp.	23,510
Camden City	84,702	Sayreville Boro.	35,842	Cranford Twp.	22,730
Dover Twp.	80,227	Kearny Town	35,485	Lodi Boro.	22,658
East Orange City	76,863	Jackson Twp.	35,465	East Windsor Twp.	22,479
Clifton City	73,413	Winslow Twp.	35,327	Maplewood Twp.	22,337
Brick Twp.	69,505	Pennsauken Twp.	35,033	Vernon Twp.	22,321
Middletown Twp.	68,570	Ewing Twp.	34,928	Scotch Plains Twp.	22,192
Cherry Hill Twp.	67,667	Belleville Twp.	34,735	Hazlet Twp.	22,164

1993 TABLE 2 (Continued)

<u>COUNTY</u>	<u>POPULATION</u>	<u>MUNICIPALITY</u>	<u>POPULATION</u>	<u>MUNICIPALITY</u>	<u>POPULATION</u>
Mount Olive Twp.	21,845	New Milford Boro.	16,143	Branchburg Twp.	12,961
Monroe Twp. (Middlesex)	21,498	Moorestown Twp.	16,094	Metuchen Boro.	12,959
Wall Twp.	21,475	Wyckoff Twp.	15,994	Highland Park Boro.	12,930
Hillside Twp.	21,460	Hopatcong Boro.	15,954	Roselle Park Boro.	12,824
Randolph Twp.	21,381	Sparta Twp.	15,950	Burlington Twp.	12,613
Lower Twp.	21,353	Phillipsburg Town	15,873	Ridgefield Park Village	12,503
Roxbury Twp.	21,344	Middle Twp.	15,855	Gloucester City City	12,491
Medford Twp.	20,898	Madison Boro.	15,785	Berkeley Heights Twp.	12,390
South Plainfield Boro.	20,818	Asbury Park City	15,772	Holmdel Twp.	12,333
Cliffside Park Boro.	20,808	Plainsboro Twp.	15,372	Bellmawr Boro.	12,326
Mahwah Twp.	20,744	Ocean City City	15,252	Weehawken Twp.	12,222
Roselle Boro.	20,606	Franklin Twp. (Gloucester)	14,947	Hammonton Town	12,214
Rockaway Twp.	20,256	Palisades Park Boro.	14,923	Cedar Grove Twp.	12,087
Morris Twp.	20,148	Stafford Twp.	14,887	Somerville Boro.	12,064
Summit City	20,044	Secaucus Town	14,885	Oakland Boro.	12,060
West Deptford Twp.	19,972	Haddon Twp.	14,813	Hopewell Twp. (Mercer)	11,931
Maple Shade Twp.	19,654	Collingswood Boro.	14,616	Princeton Boro.	11,907
North Plainfield Boro.	19,189	Clark Twp.	14,532	Brigantine City	11,870
Carteret Boro.	19,178	Cinnaminson Twp.	14,391	New Providence Boro.	11,868
Millburn Twp.	19,025	Dover Town	14,354	Little Falls Twp.	11,795
Bridgeton City	18,971	Readington Twp.	14,343	Clinton Twp.	11,690
Lyndhurst Twp.	18,487	Ramsey Boro.	14,100	Warren Twp.	11,671
Point Pleasant Boro.	18,470	Little Egg Harbor Twp.	14,036	Keansburg Boro.	11,655
Bernards Twp.	18,415	North Arlington Boro.	14,010	Hanover Twp.	11,593
Lindenwold Boro.	18,368	Springfield Twp. (Union)	13,835	Hasbrouck Heights Boro.	11,586
Jefferson Twp.	18,167	Denville Twp.	13,818	Haddonfield Boro.	11,557
West Windsor Twp.	17,914	Verona Twp.	13,697	West Paterson Boro.	11,407
Hawthorne Boro.	17,812	South River Boro.	13,675	Freehold Boro.	11,398
Rutherford Boro.	17,738	Pennsville Twp.	13,642	Waterford Twp.	11,354
Elmwood Park Boro.	17,730	Eatontown Boro.	13,376	Somers Point City	11,342
Montville Twp.	17,643	Tenafly Boro.	13,309	Upper Twp.	11,307
Aberdeen Twp.	17,611	Delran Twp.	13,287	Glen Rock Boro.	11,284
Dumont Boro.	17,308	Saddle Brook Twp.	13,270	Lincoln Park Boro.	11,057
Hamilton Twp. (Atlantic)	17,185	Tinton Falls Boro.	13,161	Ventnor City	10,952
Glassboro Boro.	17,084	Harrison Town	13,148	Mount Holly Twp.	10,930
Raritan Twp.	16,882	Middlesex Boro.	13,144	Pompton Lakes Boro.	10,774
Pleasantville City	16,880	Pequannock Twp.	13,129	River Edge Boro.	10,759
Washington Twp. (Morris)	16,299	Princeton Twp.	13,048	Wallington Boro.	10,714
Morristown Town	16,253	Barneget Twp.	12,978	Southampton Twp.	10,700
South Orange Village Twp.	16,227	Ringwood Boro.	12,964	Woodbury City	10,670

1993 TABLE 2 (Continued)

<u>COUNTY</u>	<u>POPULATION</u>	<u>MUNICIPALITY</u>	<u>POPULATION</u>	<u>MUNICIPALITY</u>	<u>POPULATION</u>
Montgomery Twp.	10,637	Carneys Point Twp.	8,279	Palmyra Boro.	6,955
West Caldwell Twp.	10,631	Buena Vista Twp.	8,237	Salem City	6,950
Fairview Boro.	10,607	Closter Boro.	8,236	Upper Deerfield Twp.	6,915
Manville Boro.	10,535	Hackettstown Town	8,236	North Caldwell Twp.	6,904
Mantua Twp.	10,420	Chatham Boro.	8,183	Emerson Boro.	6,859
Red Bank Boro.	10,344	Oradell Boro.	8,117	Bernardsville Boro.	6,856
Westwood Boro.	10,303	Spotswood Boro.	8,091	Rumson Boro.	6,826
Franklin Lakes Boro.	10,297	North Haledon Boro.	8,085	Mountainside Boro.	6,819
Florence Twp.	10,230	Edgewater Park Twp.	8,047	Washington Twp. (Mercer)	6,798
Totowa Boro.	10,229	Riverside Twp.	8,038	Dunellen Boro.	6,759
Pine Hill Boro.	10,199	Bogota Boro.	7,912	Washington Boro.	6,732
Ridgefield Boro.	10,134	East Rutherford Boro.	7,904	Fairfield Twp. (Cumberland)	6,692
East Hanover Twp.	10,065	Passaic Twp. (Morris)	7,884	Clayton Boro.	6,647
Wanaque Boro.	10,043	Mansfield Twp. (Warren)	7,876	Maurice River Twp.	6,638
Little Ferry Boro.	9,977	South Amboy City	7,845	Barrington Boro.	6,586
Wantage Twp.	9,933	Bedminster Twp.	7,826	Lumberton Twp.	6,546
Waldwick Boro.	9,904	West Long Branch Boro.	7,793	Plumsted Twp.	6,538
Hillsdale Boro.	9,843	Tabernacle Twp.	7,789	Paulsboro Boro.	6,502
Burlington City	9,825	Bordentown Twp.	7,776	Rockaway Boro.	6,401
Beachwood Boro.	9,750	Bloomington Boro.	7,725	Shamong Twp.	6,327
Washington Twp. (Bergen)	9,704	Newton Town	7,713	Eastampton Twp.	6,299
Colts Neck Twp.	9,653	Fairfield Twp. (Essex)	7,675	Westampton Twp.	6,217
Matawan Boro.	9,651	Haddon Heights Boro.	7,671	Harrison Twp.	6,188
Maywood Boro.	9,633	Wood-Ridge Boro.	7,667	Chester Twp.	6,153
River Vale Twp.	9,603	Cresskill Boro.	7,637	Union Beach Boro.	6,148
Bound Brook Boro.	9,503	Caldwell Boro. Twp.	7,576	Mullica Twp.	6,091
Chatham Twp.	9,494	Stratford Boro.	7,553	Allendale Boro.	6,042
North Hanover Twp.	9,487	Keyport Boro.	7,553	Dennis Twp.	5,981
Pitman Boro.	9,282	Kenilworth Boro.	7,530	Oceanport Boro.	5,951
Audubon Boro.	9,201	Butler Boro.	7,512	Little Silver Boro.	5,946
Runnemede Boro.	8,963	Absecon City	7,504	Lebanon Twp.	5,842
Kinnelon Boro.	8,837	Northfield City	7,407	Belmar Boro.	5,799
Florham Park Boro.	8,587	Upper Saddle River Boro.	7,404	Raritan Boro.	5,794
Boonton Town	8,578	Linwood City	7,337	Ocean Twp. (Ocean)	5,783
Leonida Boro.	8,572	Milltown Boro.	7,206	Millstone Twp. (Monmouth)	5,765
Byram Twp.	8,561	Fanwood Boro.	7,199	Rochelle Park Twp.	5,687
Margate City City	8,501	Midland Park Boro.	7,158	Washington Twp. (Warren)	5,684
Park Ridge Boro.	8,402	Glen Ridge Boro. Twp.	7,094	Berlin Boro.	5,644
Pittsgrove Twp.	8,367	Haledon Boro.	7,063	Clementon Boro.	5,613
Guttenberg Town	8,316	Montvale Boro.	6,955	Andover Twp.	5,556

1993 TABLE 2 (Continued)

COUNTY	POPULATION	MUNICIPALITY	POPULATION	MUNICIPALITY	POPULATION
Englewood Cliffs Boro.	5,553	Magnolia Boro.	4,728	Stanhope Boro.	3,568
Jamesburg Boro.	5,546	Westville Boro.	4,714	Allamuchy Twp.	3,518
Manasquan Boro.	5,520	East Amwell Twp.	4,711	Monmouth Beach Boro.	3,468
Carlstadt Boro.	5,483	Delaware Twp.	4,621	Haworth Boro.	3,446
Logan Twp.	5,480	Buena Boro.	4,618	Wildwood Crest Boro.	3,420
Fair Haven Boro.	5,466	Northvale Boro.	4,618	National Park Boro.	3,419
Woodcliff Lake Boro.	5,463	Mendham Twp.	4,586	Pohatcong Twp.	3,418
East Greenwich Twp.	5,414	Green Brook Twp.	4,560	Kingwood Twp.	3,413
Wharton Boro.	5,410	Old Tappan Boro.	4,554	Pilesgrove Twp.	3,413
Hardyston Twp.	5,392	Brielle Boro.	4,510	Upper Pittsgrove Twp.	3,394
Somerdale Boro.	5,389	Mount Ephraim Boro.	4,495	Bethlehem Twp.	3,388
Blairstown Twp.	5,385	Hampton Twp.	4,469	Mine Hill Twp.	3,351
Spring Lake Heights Boro.	5,356	Oaklyn Boro.	4,456	Lakehurst Boro.	3,317
Prospect Park Boro.	5,341	Cape May City	4,442	Netcong Boro.	3,302
Edgewater Boro.	5,329	Bordentown City	4,386	Delanco Twp.	3,294
Morris Plains Boro.	5,325	Stillwater Twp.	4,383	Woodbury Heights Boro.	3,284
Union Twp. (Hunterdon)	5,289	Medford Lakes Boro.	4,374	Upper Freehold Twp.	3,269
Frankford Twp.	5,246	Independence Twp.	4,365	Long Beach Twp.	3,269
Chesterfield Twp.	5,233	Bradley Beach Boro.	4,358	Shrewsbury Boro.	3,235
Hightstown Boro.	5,222	Wildwood City	4,334	Tuckerton Boro.	3,167
Franklin Boro.	5,197	Lambertville City	4,263	Hainesport Twp.	3,151
Pt. Pleasant Beach Boro.	5,160	Merchantville Boro.	4,251	Woodstown Boro.	3,130
Neptune City Boro.	5,127	Flemington Boro.	4,222	Beverly City	3,059
Norwood Boro.	5,113	Garwood Boro.	4,221	Montague Twp.	3,045
North Wildwood City	5,095	Wrightstown Boro.	4,187	Springfield Twp. (Burlington)	2,996
Watchung Boro.	5,092	South Bound Brook Boro.	4,179	Woodbine Boro.	2,943
Lopatcong Twp.	5,036	Hopewell Twp. (Cumberland)	4,120	Hamburg Boro.	2,937
Greenwich Twp. (Gloucester)	5,013	Mansfield Twp. (Burlington)	4,101	Franklin Twp. (Hunterdon)	2,929
Roseland Boro.	5,001	HoHoKus Boro.	4,019	Green Twp.	2,920
Berlin Twp.	4,981	Mountain Lakes Boro.	3,955	Moonachie Boro.	2,915
Tewksbury Twp.	4,949	Elk Twp.	3,933	Saddle River Boro.	2,902
Holland Twp.	4,946	Mount Arlington Boro.	3,871	Alloway Twp.	2,897
Penns Grove Boro.	4,937	High Beach Boro.	3,850	Lawnside Boro.	2,886
Mendham Boro.	4,878	South Toms River Boro.	3,781	Ogensburg Boro.	2,852
Demarest Boro.	4,847	Alexandria Twp.	3,774	Fredon Twp.	2,838
Egg Harbor City	4,830	White Twp.	3,686	Knowlton Twp.	2,836
Atl. Highlands Boro.	4,786	Harding Twp.	3,631	Deerfield Twp.	2,816
Commercial Twp.	4,765	Boonton Twp.	3,627	Belvidere Town	2,748
Highlands Boro.	4,762	Spring Lake Boro.	3,615	Riverton Boro.	2,678
Harrington Park Boro.	4,754	New Hanover Twp.	3,612	Sea Isle City City	2,623

1993 TABLE 2 (Continued)

COUNTY	POPULATION	MUNICIPALITY	POPULATION	MUNICIPALITY	POPULATION
Liberty Twp.	2,599	Glen Gardner Boro.	1,778	Deal Boro.	1,087
Lawrence Twp. (Cumberland)	2,547	Downe Twp.	1,774	West Cape May Boro.	1,062
Pennington Boro.	2,537	Sandyston Twp.	1,773	Hi-Nella Boro.	1,049
Alpha Boro.	2,535	Lower Alloways Creek Twp.	1,772	Port Republic City	1,035
Cranbury Twp.	2,531	Avalon Boro.	1,740	Stone Harbor Boro.	969
Woodlynne Boro.	2,522	Sea Bright Boro.	1,708	Bloomsbury Boro.	943
Riverdale Boro.	2,446	Hope Twp.	1,707	Interlaken Boro.	888
Franklin Twp. (Warren)	2,423	Oldsman Twp.	1,672	Branchville Boro.	884
Harmony Twp.	2,418	Frenchtown Boro.	1,646	Greenwich Twp. (Cumberland)	872
Quinton Twp.	2,397	Mannington Twp.	1,631	Roosevelt Boro.	868
Folsom Boro.	2,396	Newfield Boro.	1,626	Washington Twp. (Burlington)	792
Wenonah Boro.	2,386	Winfield Twp.	1,616	Andover Boro.	744
Laurel Spring Boro.	2,382	Hampton Boro.	1,610	Allenhurst Boro.	734
Lavallette Boro.	2,380	Bass River Twp.	1,586	Far Hills Boro.	706
Greenwich Twp. (Warren)	2,360	South Belmar Boro.	1,583	Rocky Hill Boro.	692
Sussex Boro.	2,313	Elmer Boro.	1,560	Stockton Boro.	676
Gibbsboro Boro.	2,308	Woolwich Twp.	1,556	Barnegat Light Boro.	650
Seaside Heights Boro.	2,299	Estell Manor City	1,548	Corbin City City	586
Clinton Town	2,288	Farmingdale Boro.	1,538	Fieldsboro Boro.	582
Essex Fells Twp.	2,174	Island Heights Boro.	1,500	Millstone Boro. (Somerset)	559
South Harrison Twp.	2,160	Helmetta Boro.	1,470	West Wildwood Boro.	495
Avon-by-the-Sea Boro.	2,118	Beach Haven Boro.	1,463	Shiloh Boro.	405
Peapack Gladstone Boro.	2,086	Chesilhurst Boro.	1,458	Mantoloking Boro.	389
Swedesboro Boro.	2,078	Stow Creek Twp.	1,443	Loch Arbour Village	354
East Newark Boro.	2,070	Eagleswood Twp.	1,435	Harvey Cedars Boro.	349
Hopewell Boro.	2,068	Pemberton Boro.	1,423	Rockleigh Boro.	295
Sea Girt Boro.	2,062	Victory Gardens Boro.	1,402	Cape May Point Boro.	255
Ocean Gate Boro.	2,061	Surf City Boro.	1,397	Walpack Twp.	63
West Amwell Twp.	2,041	Milford Boro.	1,347	Teterboro Boro.	21
South Hackensack Twp.	2,032	Hardwick Twp.	1,313	Pine Valley Boro.	21
Weymouth Twp.	2,030	Englishtown Boro.	1,310	Pahaquarry Twp.	19
Woodland Twp.	2,018	Shrewsbury Twp.	1,281	Tavistock Boro.	12
Seaside Park Boro.	2,004	Ship Bottom Boro.	1,266		
Pine Beach Boro.	1,963	Chester Boro.	1,230		
Lafayette Twp.	1,954	Bay Head Boro.	1,217		
Allentown Boro.	1,893	Califon Boro.	1,154		
Oxford Twp.	1,890	Longport Boro.	1,150		
Brooklawn Boro.	1,836	Lebanon Boro.	1,137		
Alpine Boro.	1,832	Elsinboro Twp.	1,107		
Frelinghuysen Twp.	1,786	Audubon Park Boro.	1,099		

SUMMARY OF CURRENT FINANCES OF ALL MUNICIPALITIES - DECEMBER 31, 1989 to 1993

(THOUSANDS OF DOLLARS)*

ASSETS AND LIABILITIES

<u>Assets</u>	<u>1989</u>	<u>1990</u>	<u>1991</u>	<u>1992</u>	<u>1993</u>
Cash	\$ 1,793,696	\$ 1,772,002	\$ 1,879,859	\$ 2,023,893	\$ 2,044,435
Taxes Receivables	392,612	462,371	483,930	532,667	511,683
Title Liens	88,947	162,483	213,186	258,589	252,451
Foreclosed Property	293,677	312,164	322,895	344,170	375,808
Other Receivables	137,131	135,502	340,488	191,514	199,288
State Aid Receivables	38,414	103,614	181,122	79,169	141,963
Emergencies and Deferred Charges	<u>100,235</u>	<u>135,315</u>	<u>189,286</u>	<u>131,612</u>	<u>82,314</u>
TOTAL	<u>\$ 2,844,712</u>	<u>\$ 3,083,451</u>	<u>\$ 3,610,766</u>	<u>\$ 3,561,614</u>	<u>\$ 3,607,942</u>
<u>Liabilities</u>					
Cash Liabilities	\$ 1,204,056	\$ 1,327,747	\$ 1,658,735	\$ 1,415,147	\$ 1,367,543
Reserves for Receivables	912,283	1,078,313	1,188,539	1,312,438	1,308,326
Surplus Revenues	<u>728,373</u>	<u>677,391</u>	<u>763,492</u>	<u>834,029</u>	<u>932,073</u>
TOTAL	<u>\$ 2,844,712</u>	<u>\$ 3,083,451</u>	<u>\$ 3,610,766</u>	<u>\$ 3,561,614</u>	<u>\$ 3,607,942</u>

SUMMARY OF CURRENT FINANCES OF ALL COUNTIES - DECEMBER 31, 1989 to 1993

ASSETS AND LIABILITIES

<u>Assets</u>					
Cash	\$ 540,193	\$ 569,894	\$ 528,241	\$ 615,986	\$ 582,958
State Aid Receivables	15,751	13,276	9,418	-0-	15,040
Other Receivables	83,903	91,423	88,890	378,384	78,403
Deferred Charges and Emergencies	<u>14,141</u>	<u>43,793</u>	<u>8,139</u>	<u>1,878</u>	<u>325,997</u>
TOTAL	<u>\$ 653,988</u>	<u>\$ 718,386</u>	<u>\$ 634,688</u>	<u>\$ 996,248</u>	<u>\$ 1,002,398</u>
<u>Liabilities</u>					
Cash Liabilities	\$ 339,257	\$ 385,381	\$ 316,101	\$ 389,404	\$ 359,837
Reserves for Receivables	63,957	71,750	71,665	71,250	74,652
Surplus Revenues	<u>250,774</u>	<u>261,255</u>	<u>246,922</u>	<u>535,594</u>	<u>567,909</u>
TOTAL	<u>\$ 653,988</u>	<u>\$ 718,386</u>	<u>\$ 634,688</u>	<u>\$ 996,248</u>	<u>\$ 1,002,398</u>

*Rounded to the nearest thousand

TABLE 4

SUMMARY OF EXPENDITURES AND REVENUES OF ALL COUNTY GOVERNMENTS - 1989 to 1993

<u>EXPENDITURES</u>	<u>1989</u>	<u>1990</u>	<u>1991</u>	<u>1992</u>	<u>1993</u>
County Functions					
General Government	\$ 518,310,085	\$ 536,567,388	\$ 554,948,627	\$ 606,220,655	\$ 503,089,254
Judiciary	186,052,998	213,406,780	231,576,674	217,750,657	229,217,798
Public Safety	312,098,494	344,315,116	360,592,181	388,632,825	554,011,875
Public Works					
Roads and Bridges	111,249,582	104,282,432	105,928,017	103,428,073	107,774,175
Other	85,398,555	128,708,880	122,259,177	131,808,944	142,369,985
Health	459,823,503	497,652,472	613,744,000	704,442,773	739,006,626
Welfare	318,097,209	386,773,737	420,651,595	400,172,783	381,285,636
Recreation & Conservation	83,541,687	87,918,457	90,461,107	95,032,686	98,643,541
Education	316,854,392	288,770,381	289,664,051	317,834,252	331,480,115
FICA & Fringe Benefits	296,666,317	341,190,994	388,384,747	376,910,382	361,046,857
CETA & Other Public Employment Programs	8,034	-0-	-0-	-0-	-0-
Total County Functions	<u>\$ 2,688,100,856</u>	<u>\$ 2,929,586,637</u>	<u>\$ 3,178,210,176</u>	<u>\$ 3,342,234,030</u>	<u>\$ 3,447,925,862</u>
Other Expenses					
*Capital Improvements	\$ 31,875,581	\$ 26,753,667	\$ 20,998,142	\$ 21,388,806	\$ 17,378,225
Debt Principal	150,737,076	165,698,707	187,367,776	198,965,513	227,007,679
Debt Interest	107,362,124	128,135,936	136,678,676	149,331,996	145,409,743
Deferred Charges	16,603,119	25,270,203	77,155,726	26,651,698	6,490,243
Reserve for Uncollected Taxes	-0-	-0-	-0-	-0-	-0-
Total Other Expenses	<u>\$ 306,577,900</u>	<u>\$ 345,858,513</u>	<u>\$ 401,202,178</u>	<u>\$ 396,338,113</u>	<u>\$ 378,907,665</u>
TOTAL EXPENDITURES	<u>\$ 2,962,803,175</u>	<u>\$ 3,248,691,483</u>	<u>\$ 3,579,412,354</u>	<u>\$ 3,717,183,237</u>	<u>\$ 3,826,833,527</u>
REVENUES					
Surplus (Prior years)	\$ 154,473,176	\$ 161,997,975	\$ 178,027,845	\$ 171,787,120	\$ 184,823,994
Miscellaneous	905,150,124	985,708,930	1,348,828,450	1,448,684,747	1,506,009,012
Revenue Sharing	184,314	79,875	-0-	-0-	7,933
Current Tax Collections	<u>\$ 2,001,088,437</u>	<u>\$ 2,193,422,709</u>	<u>\$ 2,157,993,973</u>	<u>\$ 2,237,147,332</u>	<u>\$ 2,287,882,743</u>
TOTAL REVENUES	<u>\$ 3,060,896,051</u>	<u>\$ 3,341,209,489</u>	<u>\$ 3,684,850,268</u>	<u>\$ 3,857,619,199</u>	<u>\$ 3,978,723,682</u>

*Not included in Totals

TABLE 5

SUMMARY OF EXPENDITURES AND REVENUES OF ALL MUNICIPALITIES 1989 to 1993

<u>EXPENDITURES</u>	<u>1989</u>	<u>1990</u>	<u>1991</u>	<u>1992</u>	<u>1993</u>
Municipal Functions					
General Government	\$ 850,032,235	\$ 923,947,928	\$ 897,897,813	\$ 1,071,964,090	\$ 1,068,800,950
Judiciary	59,694,614	63,829,889	73,742,502	78,356,580	83,777,842
Public Safety	1,299,170,681	1,389,052,482	1,490,665,198	1,545,637,992	1,652,380,228
Public Works					
Roads and Bridges	298,708,789	307,626,993	355,195,664	323,231,138	343,111,286
Other	748,115,007	801,730,992	809,688,202	903,702,526	894,813,120
Health	85,096,629	98,115,063	94,689,965	102,751,380	98,210,112
Welfare	41,358,651	49,395,456	38,367,093	34,328,729	42,379,689
Recreation & Conservation	141,274,093	157,775,889	143,379,323	152,236,168	163,999,983
Education	143,333,133	154,122,810	154,274,916	157,568,151	161,837,291
FICA & Fringe Benfits	523,978,746	576,834,364	644,739,033	552,742,909	623,688,340
CETA & Other Public					
Employment Programs	<u>5,433,047</u>	<u>2,356,814</u>	<u>1,750,663</u>	<u>1,807,482</u>	<u>1,879,277</u>
	<u>\$ 4,196,195,625</u>	<u>\$ 4,524,788,680</u>	<u>\$ 4,704,390,372</u>	<u>\$ 4,924,327,145</u>	<u>\$ 5,134,878,118</u>
Other Expense					
*Capital Improvements	\$ 46,093,776	\$ 43,320,024	\$ 33,743,168	\$ 40,926,008	\$ 57,488,288
Debt-Principal	245,365,568	257,993,200	297,122,514	312,376,158	337,308,569
Debt-Interest	207,023,512	222,919,141	249,359,118	245,722,511	257,907,491
Deferred Charges	58,395,587	77,365,212	80,276,462	88,981,108	79,686,092
Reserve for Uncollected Taxes	433,824,775	529,022,984	609,265,095	643,134,206	676,598,554
School, County and Special					
District Taxes	<u>6,483,039,488</u>	<u>7,264,313,412</u>	<u>7,484,532,466</u>	<u>7,756,238,776</u>	<u>8,091,634,243</u>
Total Other Expenses	<u>\$ 7,427,648,930</u>	<u>\$ 8,394,933,973</u>	<u>\$ 8,720,555,656</u>	<u>\$ 9,046,452,759</u>	<u>\$ 9,443,134,949</u>
TOTAL EXPENDITURES	<u>\$11,623,844,555</u>	<u>\$12,876,402,629</u>	<u>\$13,424,946,027</u>	<u>\$13,970,779,904</u>	<u>\$14,578,013,067</u>
 <u>REVENUES</u>					
Surplus (prior years)	\$ 507,644,091	\$ 480,598,651	\$ 509,075,940	\$ 502,684,808	\$ 543,709,941
Miscellaneous Revenues	1,819,943,848	1,936,677,284	1,886,771,023	1,920,656,895	1,975,618,228
State Aid Revenues	415,664,068	437,868,565	841,273,980	880,831,662	924,893,813
State and Local Fiscal					
Assistance Act Utilized	405,557	84,051	9,505	322	107
Delinquent Taxes and Liens	278,276,852	330,304,111	411,878,663	425,971,857	466,800,120
Current Tax Collections	<u>8,525,243,980</u>	<u>9,462,412,276</u>	<u>8,805,241,814</u>	<u>9,700,453,592</u>	<u>10,298,611,826</u>
TOTAL REVENUES	<u>\$11,547,178,396</u>	<u>\$12,647,944,938</u>	<u>\$12,454,250,925</u>	<u>\$13,430,599,136</u>	<u>\$14,209,634,035</u>

*Not included in Totals

TABLE 6

STATEWIDE TRENDS IN STATUTORY NET CAPITAL DEBT

The following statement, showing the statutory net capital debt of counties and municipalities, represents the outstanding indebtedness authorized, including issued and unissued debt.

<u>Municipal Gross Debt</u>	<u>1989</u>	<u>1990</u>	<u>1991</u>	<u>1992</u>	<u>1993</u>
School	\$ 1,751,905,257	\$ 1,807,407,375	\$ 1,890,381,137	\$ 2,337,180,215	\$ 2,712,909,342
Utility	1,296,145,032	1,509,823,247	1,818,794,219	1,705,249,953	1,807,076,959
General	<u>3,792,266,011</u>	<u>4,084,149,336</u>	<u>4,747,769,216</u>	<u>5,133,681,364</u>	<u>5,360,928,012</u>
Total Gross Debt	\$ 6,840,316,300	\$ 7,401,379,958	\$ 8,456,944,574	\$ 9,176,111,533	\$ 9,880,914,313
Statutory Deductions	<u>3,311,919,774</u>	<u>3,457,695,452</u>	<u>3,813,252,789</u>	<u>4,052,949,180</u>	<u>4,570,158,568</u>
Municipal Net Capital Debt	\$ 3,528,396,526	\$ 3,943,684,506	\$ 4,643,691,785	\$ 5,123,162,353	\$ 5,310,755,745
Percent of Net Debt	.82	.82	.92	1.01	1.07
<u>County Gross Debt</u>	\$ 3,489,008,575	\$ 3,691,233,689	\$ 4,204,817,289	\$ 4,503,423,468	\$ 5,580,788,972
Statutory Deductions	<u>1,049,208,713</u>	<u>1,045,227,888</u>	<u>1,235,861,955</u>	<u>1,320,621,928</u>	<u>2,364,599,697</u>
County Net Capital Debt	\$ <u>2,439,799,862</u>	\$ <u>2,646,005,801</u>	\$ <u>2,968,955,334</u>	\$ <u>3,182,801,540</u>	\$ <u>3,216,189,275</u>
Percent of Net Debt	.57	.55	.59	.63	.64
<u>Municipal and County Debt</u>					
Gross Capital Debt	\$ 10,329,324,875	\$ 11,092,613,647	\$ 12,661,761,863	\$ 13,679,535,001	\$ 15,461,703,285
Net Capital Debt	5,968,196,388	6,589,690,307	7,612,647,119	8,305,963,893	8,526,945,020
Percent of Net Debt	1.39	1.37	1.51	1.64	1.71
Average of Three Years' Equalized Valuation	\$427,822,474,454	\$479,748,271,304	\$503,473,922,396	\$504,933,084,740	\$497,587,691,974

TABLE 7

TOTAL GROSS AND NET DEBT OF MUNICIPALITIES AND COUNTIES BY COUNTY FOR 1993

This table shows the total gross debt of municipalities and counties, the total net debt, and the percentage that net debt bears to the "equalized valuation basis" of the three preceding years' real property.*

GROSS DEBT				NET DEBT			% OF NET DEBT			EQUALIZED VALUATION BASIS
COUNTY	MUNICIPAL	COUNTY	TOTAL	MUNICIPAL	COUNTY	TOTAL	MUN.	CO.	TOT.	
Atlantic	\$ 542,552,878	\$ 99,883,301	\$ 642,436,179	\$ 211,399,862	\$ 92,640,551	\$ 304,040,413	1.13	.49	1.62	\$ 18,748,981,346
Bergen	601,174,941	715,500,921	1,316,675,862	451,129,286	349,258,921	800,388,207	.58	.49	1.03	77,942,115,306
Burlington	416,229,696	384,520,109	800,749,805	208,808,133	202,409,271	411,217,404	1.12	1.09	2.21	18,626,683,481
Camden	557,928,558	949,113,375	1,507,041,933	290,129,963	172,258,703	462,388,666	1.52	.90	2.42	19,078,899,137
Cape May	214,069,309	344,079,396	558,148,705	140,582,164	91,214,203	231,796,367	1.08	.70	1.78	12,986,549,661
Cumberland	116,679,183	69,555,640	186,234,823	36,866,573	46,414,047	83,280,620	.93	1.17	2.09	3,965,821,585
Essex	883,040,885	634,149,959	1,517,190,844	384,371,384	299,633,048	684,004,432	1.00	.78	1.78	38,426,789,628
Gloucester	271,694,354	104,689,801	376,384,155	71,332,202	84,148,634	155,480,836	.70	.83	1.53	10,136,996,229
Hudson	1,088,571,537	245,863,919	1,334,435,456	583,368,728	130,330,174	713,698,902	2.55	.57	3.12	22,851,565,002
Hunterdon	119,525,687	78,943,121	198,468,808	41,554,882	78,943,121	120,498,003	.45	.85	1.30	9,293,083,894
Mercer	575,338,278	248,753,821	824,092,099	305,148,283	82,276,279	387,424,562	1.66	.45	2.11	18,403,794,621
Middlesex	1,113,247,275	270,998,004	1,384,245,279	694,442,565	255,174,004	949,616,569	1.60	.59	2.19	43,286,217,302
Monmouth	676,348,169	293,601,625	969,949,794	354,303,588	202,668,625	556,972,213	.91	.52	1.43	39,035,129,054
Morris	848,143,969	204,273,333	1,052,417,302	427,561,896	201,380,333	628,942,229	1.09	.52	1.61	39,052,426,824
Ocean	458,067,620	305,950,793	764,018,413	272,412,918	302,599,091	575,012,009	.86	.96	1.82	31,523,157,482
Passaic	426,492,535	232,851,203	659,343,738	258,653,078	232,047,392	490,700,470	1.10	.98	2.08	23,590,439,677
Salem	41,285,463	7,956,800	49,242,263	11,114,585	6,688,801	17,803,386	.43	.26	.68	2,600,371,772
Somerset	292,892,640	160,573,000	453,465,640	172,260,087	159,038,953	331,299,040	.76	.70	1.47	22,590,935,938
Sussex	126,462,458	58,774,500	185,236,958	51,191,965	58,442,625	109,634,590	.62	.71	1.33	8,214,121,540
Union	432,642,058	139,795,497	572,437,555	315,503,094	138,740,631	454,243,725	.99	.43	1.42	31,912,442,538
Warren	78,526,820	30,960,854	109,487,674	28,620,509	29,881,868	58,502,377	.54	.56	1.10	5,321,169,957
TOTALS	\$9,880,914,313	\$5,580,788,972	\$15,461,703,285	\$5,310,755,745	\$3,216,189,275	\$8,526,945,020	1.07	.64	1.71	\$497,587,691,974

*Amounts rounded to nearest dollar

TABLE 8

AUTHORITY DEBT - DECEMBER 31, 1993

The following tabulation represents the outstanding capital debt of locally created Authorities within New Jersey. Local Authorities operate on various fiscal years; the amounts shown below reflect outstanding bonds, notes, loans and mortgages payable by the Authority as of the respective fiscal year ended nearest to December 31, 1993. The information was obtained from reports of audit filed with the Division pursuant to law.

<u>AUTHORITY</u>	<u>TYPE</u>	<u>AMOUNT</u>	<u>AUTHORITY</u>	<u>TYPE</u>	<u>AMOUNT</u>
Aberdeen	MUA	17,310,000	Delanco	SA	-0-
Asbury Park (6)	PA	-0-	Delaware	MUA	113,000
Atlantic City	MUA	24,220,707	Delran	SA	19,957,546
Atlantic Co.	IA	156,320,870	Deptford	MUA	11,588,984
Atlantic Co.	UA	65,345,595	Dover Twp.	MUA	21,902,812
Atlantic Highlands	RSA	10,702,400	Dover Twp.	PA	8,330
Bayonne	PA	-0-	Dunellen	PA	14,820
Bayshore	RSA	71,818,720	East Brunswick (6)	SA	2,516,050
Beach Haven	SA	12,000	East Orange (6)	PA	384,483
Beachwood	SA	3,863,407	East Windsor	MUA	37,444,865
Bergen Co.	IA	146,604	Eatontown	SA	1,200,000
Bergen Co.	UA	300,917,791	Edgewater	MUA	31,349,223
Berkeley	MUA	8,921,971	Edgewater Park	SA	-0-
Berkeley	SA	4,851,077	Egg Harbor	MUA	5,115,000
Bernards	SA	19,005,000	Elizabeth	PA	2,604,880
Beverly	SA	-0-	Elk	MUA	-0-
Bordentown	SA	28,745,000	Essex Co.	IA	288,597,572
Brick	MUA	74,280,000	Evesham	MUA	42,585,000
Bridgeton	MPA	960,754	Ewing-Lawrence	SA	19,465,000
Buena	MUA	7,009,987	Florham Park	SA	9,895,000
Burlington Co. (2)	BC	32,795,000	Fort Lee	PA	-0-
Camden	PA	1,147,629	Franklin (Som)	SA	5,310,000
Camden Co.	IA	114,750,000	Gloucester Co.	IA	105,786,401
Camden Co.	MUA	734,232,821	Gloucester Co.	PCFA	-0-
Camden Co.	PCFA	206,219,303	Gloucester Co.	UA	41,462,037
Cape May Co.	BC	3,980,000	Gloucester Twp.	MUA	10,440,000
Cape May Co.	MUA	311,773,347	Hackettstown	MUA	23,404,225
Cape May Co.	PCFA	-0-	Hackettstown	PA	-0-
Carlstadt	SA	2,747,000	Hamilton (Alt.)	MUA	16,185,000
Carneys Point	SA	7,075,999	Hanover	SA	15,749,772
Cinnaminson	SA	5,695,000	Hardyston	MUA	-0-
Clementon	SA	550,000	Hazlet	SA	5,173,920
Clinton	SA	1,780,000	Highland Park	PA	-0-
Cumberland Co.	IA	21,362,457	Hillsborough	MUA	9,285,000
Cumberland Co.	UA	12,295,000	Hoboken	PA	9,615,746

TABLE 8

AUTHORITY DEBT - DECEMBER 31, 1993

<u>AUTHORITY</u>	<u>TYPE</u>	<u>AMOUNT</u>	<u>AUTHORITY</u>	<u>TYPE</u>	<u>AMOUNT</u>
Hoboken-Union City-	-	-	Newark	PA	1,325,000
Weehawken	SA	144,816,847	New Brunswick	PA	45,794,125
Hudson Co.	IA	332,215,880	Newton	PA	-0-
Hunterdon Co.	UA	300,000	North Bergen	MUA	91,425,000
Independence	MUA	-0-	North Bergen (6)	PA	-0-
Jackson	MUA	4,189,000	North Plainfield	PA	-0-
Jersey City (6)	INCA	5,880,757	Northeast Mon. Co.	RSA	34,818,215
Jersey City	MPA	7,461,085	Northwest Bergen Co.	UA	50,929,987
Jersey City	PA	2,115,615	Ocean Co.	UA	255,256,186
Jersey City Redev. Ag.	REDA	-0-	Ocean Twp.	MUA	11,092,458
Jersey City	SA	93,026,136	Ocean Twp.	SA	28,836,425
Keansburg	MUA	18,195,000	Old Bridge	MUA	38,605,374
Kearny	MUA	9,175,460	Passaic Co.	UA	94,577,887
Lacey	MUA	53,276,670	Passaic Valley	WC	69,154,148
Lakewood	MUA	5,575,000	Paterson	MUA	-0-
Lambertville	SA	2,545,000	Paterson	PA	5,830,000
Landis	SA	20,747,848	Pemberton	MUA	-0-
Laurel Springs	SA	-0-	Penns Grove	SA	2,849,075
Lebanon Boro.	SA	-0-	Pennsauken	SA	4,440,000
Linden-Roselle	SA	12,197,072	Pennsville	SA	8,819,534
Lindenwold	MUA	-0-	Peq.-Linc.Pk-Fair.	SA	31,621,468
Little Egg Harbor (6)	MUA	9,845,000	Peq. River Basin	RSA	21,055,811
Logan	MUA	3,595,000	Perth Amboy	PA	840,000
Long Branch	SA	23,755,233	Phillipsburg	PA	7,800
Lower	MUA	23,820,279	Pine Hill	MUA	2,972,389
Manasquan River	RSA	-0-	Plumstead	MUA	-0-
Mantua	MUA	12,150,000	Pt. Pleasant Beach	PA	-0-
Marlboro	MUA	17,762,819	Pompton Lakes	MUA	14,363,763
Mercer Co.	IA	486,001,425	Rahway City	PA	-0-
Merchantville-Pennsauken	WC	827,048	Rahway Valley	SA	7,560,893
Metuchen	PA	315,000	Raritan Twp.	MUA	14,870,709
Middlesex Co.	IA	11,327,125	Readington-Lebanon	SA	5,280,000
Middlesex Co.	UA	306,635,105	Riverside	SA	8,912,187
Middletown	SA	24,870,000	Rockaway Valley	RSA	26,211,564
Mon. Co. Bayshore	OA	1,575,000	Rockleigh	SA	-0-
Monmouth Co.	IA	294,227,000	Runnemede	SA	-0-
Monroe (Glou.)	MUA	10,121,726	Salem	MPA	-0-
Monroe (Midd)	MUA	24,916,542	Salem Co.	IA	25,670,000
Montville	MUA	22,612,883	Salem Co.	PCFA	-0-
Morris Co.	MUA	19,828,755	Salem Co.	UA	11,580,000
Morristown	PA	6,030,126	Secaucus	MUA	31,579,618
Mount Holly	SA	9,471,149	Somers Point	SA	1,980,000
Mount Laurel	MUA	17,320,000	Somerset-Raritan	RSA	44,503,849
Musconetcong	SA	40,110,617	Southeast Morris Co.	MUA	19,457,075
National Park	MUA	255,000	South Monmouth Co.	RSA	10,814,899
Neptune Twp.	SA	13,162,344			

AUTHORITY DEBT - DECEMBER 31, 1993

- (1) - Information received by telephone
- (2) - Information not Available
- (3) - Not Operating
- (4) - Recently dissolved
- (5) - Recently created
- (6) - Current Year Information Not Avail.

654

TABLE 9

TRENDS IN CURRENT AND DELINQUENT LOCAL PROPERTY TAXES

(AN HISTORICAL TABLE SHOWING LEVIES, COLLECTIONS, AND DELINQUENCIES SINCE 1970)

YEAR	C U R R E N T						D E L I N Q U E N T		
	CASH COLLECTIONS TOTAL TAX LEVY	AMOUNT	%	% OF LEVY CANCELLED OR ADJUSTED	OUTSTANDING DEC. 31 AMOUNT	%	DELINQUENT TAXES (ALL YEARS)*	OUTSTANDING DEC. 31 TAX TITLE LIENS	FORECLOSED PROPERTY
1970	1,965,610,339	1,857,735,761	94.51	.98	88,834,447	4.51	116,331,182	36,453,999	54,080,687
1971	2,228,700,613	2,107,940,802	94.58	.64	96,297,126	4.32	123,331,414	43,110,986	58,023,891
1972	2,452,254,384	2,323,698,669	94.76	.55	102,686,227	4.19	130,638,352	48,363,795	67,890,472
1973	2,598,745,142	2,465,654,270	94.87	.57	108,651,329	4.18	136,402,145	57,401,373	77,806,556
1974	2,779,195,767	2,629,046,026	94.60	.69	127,539,699	4.59	162,304,272	60,106,637	97,451,943
1975	3,029,408,635	2,853,776,163	94.20	.70	145,052,461	4.79	185,521,327	72,442,111	102,078,118
1976	3,354,853,643	3,165,060,889	94.34	.82	142,663,904	4.25	187,043,752	83,982,002	122,910,533
1977	3,305,642,100	3,138,535,798	94.95	.64	128,539,284	3.89	175,674,729	79,875,324	141,098,333
1978	3,382,844,855	3,223,886,852	95.30	.56	121,417,610	3.59	167,709,975	81,170,959	151,851,345
1979	3,521,414,644	3,393,315,323	96.36	.53	131,454,324	3.73	170,939,711	69,858,024	163,740,047
1980	3,863,438,643	3,675,617,955	95.14	.54	150,051,469	3.88	190,397,219	68,578,962	187,828,918
1981	4,276,515,902	4,054,260,723	94.80	.59	178,506,117	4.17	217,883,838	74,138,690	217,093,389
1982	4,628,982,448	4,394,429,211	94.93	.52	189,564,927	4.09	230,226,316	84,268,523	237,476,664
1983	5,005,188,446	4,765,543,672	95.21	.56	191,716,284	3.83	224,912,999	91,606,790	257,033,428
1984	5,357,729,212	5,165,526,211	96.41	.40	194,056,730	3.62	218,852,216	94,016,178	281,666,834
1985	5,676,751,632	5,427,568,172	95.61	.40	206,064,153	3.63	230,036,526	93,450,898	285,493,714
1986	6,325,701,453	6,067,178,867	95.91	.30	219,117,346	3.61	250,717,041	85,927,197	284,690,229
1987	7,022,956,800	6,754,333,216	96.17	.34	226,827,016	3.36	259,123,579	83,299,155	289,757,300
1988	7,968,790,778	7,649,833,535	96.00	.77	276,993,185	3.48	310,769,961	74,149,683	288,921,465
1989	8,934,923,306	8,525,243,979	95.40	.38	353,007,305	3.95	392,612,418	88,946,492	293,676,697
1990	9,959,468,577	9,462,412,275	95.01	.49	422,412,028	4.24	462,370,894	162,482,842	312,163,675
1991	9,305,227,440	8,805,241,814	94.63	.57	391,930,887	4.21	483,929,886	213,186,230	322,894,852
1992	10,695,613,140	9,700,453,592	90.70	.71	445,361,935	4.16	532,667,140	258,589,460	344,170,375
1993	10,857,019,192	10,298,611,826	94.86	.67	437,031,026	4.02	511,682,753	252,451,568	375,808,098

*Includes December 31st figures of current year

Table 10

SPECIAL DISTRICT TAXES LEVIED IN 1993

This table presents a tabulation of special district taxes levied upon a portion of the municipalities listed for the specific services - (F) Fire, (G) Garbage, (W) Water, (C) Commons, (SI) Special Improvements. These taxes and obligations are the sole responsibility of the special districts; operations cause no liability for the balance of the municipality.

MUNICIPALITY	# Fire Dist's	Fire Amount	Other Dist's	Other Amount	Total Dist's	Tax Levy	MUNICIPALITY	# Fire Dist's	Fire Amount	Other Dist's	Other Amount	Total Dist's	Tax Levy
Aberdeen Twp.	2	596,515	G	1,341,956	3	1,938,471	Lower Twp.	3	1,111,258			3	1,111,258
Atlantic City			SI	779,887	1	779,887	Manalapan Twp.	2	833,547			2	833,547
Berlin Twp.	1	170,000			1	170,000	Manasaquan Boro.	1	223,734			1	223,734
Beverly City	1	82,300			1	82,300	Mansfield Twp. (Burl.)	1	4,354			1	4,354
Bordentown Twp.	2	368,797			2	368,797	Marlboro Twp.	3	1,070,692			3	1,070,692
Brick Twp.	3	2,040,000			3	2,040,000	Maurice River Twp.	5	132,847			5	132,847
Bridgewater Twp.	4	797,000	G	391,389	5	1,188,389	Middle Twp.	4	856,686			4	856,686
Buena Boro.	2	165,405			2	165,405	Middletown Twp.			G	2,845,000	1	2,845,000
Buena Vista Twp.	5	310,386			5	310,386	Millstone Twp.	1	276,202			1	276,202
Burlington Twp.	1	609,000			1	609,000	Mine Hill Boro.			G	331,450	1	331,450
Cedar Grove Twp.			G	807,248	1	807,248	Monroe Twp. (Midd.)	3	1,337,170			3	1,337,170
Cherry Hill Twp.	7	6,513,178			7	6,513,178	Montgomery Twp.	2	406,900			2	406,900
Chester Twp.			W	3,953	1	3,953	Montville Twp.	3	927,236			3	927,236
Chesterfield Twp.	2	110,204			2	110,204	Moorestown Twp.	2	1,084,800			2	1,084,800
Cinnaminson Twp.	1	794,750			1	794,750	Mount Holly Twp.	1	244,400			1	244,400
Commercial Twp.	3	277,671			3	277,671	Mount Laurel Twp.	1	1,506,979			1	1,506,979
Delanco Twp.	1	196,000			1	196,000	Mount Olive Twp.			G	958,388	1	958,388
Delran Twp.	1	776,125			1	776,125	Neptune Twp.	2	1,370,707			2	1,370,707
Dennis Twp.	3	222,772			3	222,772	Ocean Twp. (Mon.)	2	1,404,595			2	1,404,595
Deptford Twp.	1	1,211,534			1	1,211,534	Old Bridge Twp.	4	2,035,884			4	2,035,884
Dover Twp.	2	3,499,144			2	3,499,144	Pars-Troy Hills Twp.	9	1,408,475			9	1,408,475
Downe Twp.	3	113,320			3	113,320	Pennington Boro.	1	68,835			1	68,835
East Brunswick Twp.	3	1,566,460			3	1,566,460	Pennsauken Twp.			G	2,249,163	1	2,249,163
Eastampton Twp.	1	183,283			1	183,283	Pine Hill Boro.	1	274,778			1	274,778
Edgewater Park Twp.	1	195,570			1	195,570	Piscataway Twp.	4	1,660,327			4	1,660,327
Edison Twp.			G	5,396,225	1	5,396,225	Pittsgrove Twp.	3	317,473			3	317,473
Englishtown Boro.	1	110,410			1	110,410	Plainsboro Twp.	1	568,000			1	568,000
Evesham Twp.	1	1,890,620			1	1,890,620	Plumsted Twp.	1	106,661			1	106,661
Ewing Twp.	1	308,664			1	308,664	Red Bank Boro.			SI	236,140	1	236,140
Florence Twp.	1	438,000			1	438,000	Riverside Twp.	1	247,200			1	247,200
Franklin Twp. (Glou.)	5	544,034			5	544,034	South Brunswick Twp.	3	999,020			3	999,020
Franklin Twp. (Som.)	4	2,307,952			4	2,307,952	Spring Lake Hgts. Boro.	1	147,910			1	147,910
Freehold Boro.			SI	103,790	1	103,790	Stillwater Twp.			W	49,501	1	49,501
Freehold Twp.	2	876,413			2	876,413	Swedesboro Boro.			G	159,780	1	159,780
Gloucester Twp.	6	2,260,958			6	2,260,958	Tabernacle Twp.	1	159,010			1	159,010
Haddon Twp.	4	433,149			4	433,149	Tinton Falls Boro.	2	750,656			2	750,656
Hamilton Twp. (Atl.)			G	1,074,000	1	1,074,000	Trenton City			C	361,630	1	361,630
Hamilton Twp. (Mer.)	9	6,224,673			9	6,224,673	Upper Twp.	4	637,750			4	637,750
Hanover Twp.	2	843,000			2	843,000	Vineland City			G	2,240,373	1	2,240,373
Harrison Twp.	1	332,433			1	332,433	Vineland City			SI	85,723	1	85,723
Hazlet Twp.	1	828,449			1	828,449	Voorhees Twp.	3	2,135,000			3	2,135,000
Hillsborough Twp.	1	478,062			1	478,062	Wall Twp.	3	640,721			3	640,721
Hopewell Boro.	1	73,850			1	73,850	Washington Twp. (Glou.)	1	1,490,988			2	5,119,843
Hopewell Twp.	3	638,992			3	638,992	Washington Twp. (Mer.)	1	397,523			1	397,523
Howell Twp.	5	1,730,622			5	1,730,622	Weehawken Twp.			G	940,000	1	940,000
Jackson Twp.	4	1,281,470			4	1,281,470	Westville Boro.	1	230,005			1	230,005
Jamesburg Boro.	1	195,211			1	195,211	Wharton Boro.			G	451,340	1	451,340
Jefferson Twp.			G	2,390,430	1	2,390,430	Winslow Twp.	1	943,850			1	943,850
Lakewood Twp.	1	1,450,537			1	1,450,537	Woodbridge Twp.	10	7,537,555			10	7,537,555
Lambertville City	1	228,747			1	228,747							
Lindenwold Boro.	1	447,560			1	447,560							
Little Egg Harbor Twp.	3	489,595			3	489,595							
							TOTALS		80,762,545		26,826,219		107,588,764

TABLE 11

EQUALIZED PROPERTY TAX RATE

The equalized property tax rates for selected years are shown below for all municipalities by County area. These tax rates are the result of multiplying the general tax rate by the ratio of assessed to true value as certified by the Director of Taxation on October 1st of each year pursuant to statute. Thus, the table shows the tax rate that would be applied if the assessment level were 100 percent. This permits ready comparison of the tax trends of New Jersey's local units.

<u>ATLANTIC COUNTY</u>	<u>1989</u>	<u>1990</u>	<u>1991</u>	<u>1992</u>	<u>1993</u>	<u>BERGEN (Con't)</u>	<u>1989</u>	<u>1990</u>	<u>1991</u>	<u>1992</u>	<u>1993</u>
Absecon City	2.28	2.26	2.35	2.35	2.46	East Rutherford Boro.	.78	.99	1.15	1.41	1.21
Atlantic City, City	1.90	1.99	1.82	2.35	2.23	Edgewater Boro.	1.07	1.25	1.29	1.45	1.76
Brigantine City	1.62	1.59	1.86	1.85	2.01	Elmwood Park Boro.	1.34	1.52	1.58	1.76	1.83
Buena Boro.	2.32	2.36	2.21	2.42	2.09	Emerson Boro.	1.80	2.04	1.92	2.08	2.23
Buena Vista Twp.	1.56	1.63	1.71	1.83	1.76	Englewood City	1.73	1.86	1.98	2.26	2.45
Corbin City, City	1.43	1.59	1.59	1.35	1.30	Englewood Cliffs Boro.	.74	.89	.92	.98	1.01
Egg Harbor City	2.94	2.99	2.97	2.92	3.23	Fair Lawn Boro.	1.57	1.74	1.80	1.97	2.10
Egg Harbor Twp.	1.87	1.73	1.76	1.74	1.79	Fairview Boro.	1.65	1.77	1.89	2.08	2.39
Estell Manor City	1.49	1.74	1.72	1.56	1.78	Fort Lee Boro.	1.21	1.03	1.30	1.42	1.68
Folsom Boro.	2.09	2.50	1.97	2.22	2.23	Franklin Lakes Boro.	.99	1.09	1.23	1.38	1.41
Galloway Twp.	1.91	1.93	1.98	1.96	1.99	Garfield City	1.69	1.81	1.91	1.98	2.37
Hamilton Twp.	1.87	1.77	1.72	1.99	2.33	Glen Rock Boro.	1.64	1.75	1.95	2.11	2.19
Hammonton Town	2.15	2.27	2.03	2.16	2.45	Hackensack City	1.82	2.04	2.03	2.30	2.53
Linwood City	2.09	2.06	2.12	2.34	2.52	Harrington Park Boro.	1.80	1.98	2.11	2.21	2.24
Longport Boro.	.87	.96	1.03	1.03	1.17	Hasbrouck Heights Boro.	1.58	1.82	1.88	2.02	2.22
Margate City, City	1.51	1.42	1.43	1.46	1.59	Haworth Boro.	1.46	1.56	1.75	1.94	2.08
Mullica Twp.	2.13	1.99	1.92	2.13	2.23	Hillsdale Boro.	1.70	1.87	1.96	2.01	2.05
Northfield City	2.27	2.48	2.53	2.71	2.72	Ho-Ho-Kus Boro.	1.20	1.24	1.36	1.47	1.53
Pleasantville City	2.84	2.75	2.56	2.63	2.90	Leonia Boro.	1.51	1.69	1.79	1.99	2.21
Port Republic City	1.92	1.86	1.64	1.78	1.92	Little Ferry Boro.	1.42	1.59	1.71	1.88	2.00
Somers Point City	1.93	2.30	2.13	2.14	2.40	Lodi Boro.	1.79	2.00	2.21	2.19	2.18
Ventnor City, City	1.65	1.66	1.73	1.78	1.95	Lynhurst Twp.	1.32	1.56	1.44	1.44	1.51
Weymouth Twp.	1.98	2.03	1.89	1.78	1.89	Mahwah Twp.	1.19	1.29	1.07	1.40	1.48
						Maywood Boro.	1.48	1.67	1.84	2.06	2.10
						Midland Park Boro.	1.52	1.76	1.85	1.95	1.97
<u>BERGEN COUNTY</u>											
Allendale Boro.	1.59	1.67	1.83	1.95	1.96	Montvale Boro.	1.24	1.32	1.46	1.63	1.84
Alpine Boro.	.55	.67	.74	.78	.84	Moonachie Boro.	.85	.95	1.10	1.21	1.26
Bergenfield Boro.	2.18	2.16	2.30	2.53	2.61	New Milford Boro.	1.88	2.15	2.04	2.29	2.30
Bogota Boro.	2.05	2.23	2.17	2.42	2.56	North Arlington Boro.	1.30	1.35	1.57	1.61	1.68
Carlstadt Boro.	.90	.94	1.04	1.33	1.46	Northvale Boro.	1.61	1.83	1.99	2.10	2.17
Cliffside Park Boro.	1.31	1.51	1.50	1.63	1.76	Norwood Boro.	1.20	1.52	1.66	1.80	1.93
Closter Boro.	1.55	1.68	1.81	1.98	2.03	Oakland Boro.	1.90	2.01	2.14	2.28	2.42
Cresskill Boro.	1.50	1.56	1.66	1.85	1.96	Old Tappan Boro.	1.15	1.28	1.49	1.58	1.61
Demarest Boro.	1.50	1.64	1.86	2.06	2.05	Oradell Boro.	1.46	1.64	1.78	1.92	2.08
Dumont Boro.	2.06	2.27	2.29	2.34	2.43	Palisade Park Boro.	1.45	1.49	1.60	2.06	2.02

TABLE 11 (Con't)

EQUALIZED PROPERTY TAX RATES

<u>BERGEN (Con't)</u>	<u>1989</u>	<u>1990</u>	<u>1991</u>	<u>1992</u>	<u>1993</u>	<u>BURLINGTON (Con't)</u>	<u>1989</u>	<u>1990</u>	<u>1991</u>	<u>1992</u>	<u>1993</u>
Paramus Boro.	1.19	1.37	1.32	1.52	1.69	Hainesport Twp.	1.94	2.34	2.30	2.11	2.15
Park Ridge Boro.	1.56	1.72	1.82	1.87	1.93	Lumberton Twp.	1.49	2.19	2.13	2.23	2.25
Ramsey Boro.	1.64	1.73	1.80	1.90	2.00	Mansfield Twp.	1.50	1.78	1.70	1.87	1.90
Ridgefield Boro.	.81	1.07	1.19	1.24	1.61	Maple Shade Twp.	2.07	2.26	2.25	2.30	2.55
Ridgefield Park Village	1.80	1.75	1.96	2.26	2.30	Medford Twp.	1.89	2.01	1.86	2.03	2.11
Ridgewood Village	1.79	1.91	2.06	2.24	2.27	Medford Lakes Boro.	2.15	2.32	2.18	2.50	2.51
River Edge Boro.	1.68	1.84	2.03	2.17	2.23	Moorestown Twp.	1.84	1.96	2.05	2.16	2.31
River Vale Twp.	1.66	1.81	1.93	2.06	2.08	Mount Holly Twp.	2.56	2.49	2.67	2.88	2.98
Rochelle Park Twp.	1.33	1.42	1.46	1.70	1.78	Mount Laurel Twp.	1.72	1.77	1.85	2.00	1.95
Rockleigh Boro.	.35	.39	.58	.74	.60	New Hanover Twp.	2.05	2.14	.73	.33	.42
Rutherford Boro.	1.86	1.90	2.00	2.17	2.32	North Hanover Twp.	1.29	1.62	1.33	1.56	1.66
Saddle Brook Twp.	1.12	1.26	1.44	1.60	1.80	Palmyra Boro.	2.18	2.16	1.99	2.19	2.26
Saddle River Boro.	.62	.69	.74	.77	.79	Pemberton Boro.	2.18	2.40	2.14	2.48	2.49
South Hackensack Twp.	1.36	1.53	1.71	1.85	1.89	Pemberton Twp.	1.89	2.47	2.24	2.09	2.19
Teaneck Twp.	1.91	2.07	2.15	2.34	2.52	Riverside Twp.	1.88	2.06	1.82	2.02	2.09
Tenafly Boro.	1.45	1.56	1.76	1.93	2.08	Riverton Boro.	2.11	2.12	2.23	2.48	2.56
Teterboro Boro.	1.02	1.02	1.23	1.26	1.28	Shamong Twp.	1.70	2.42	1.82	1.86	1.97
Upper Saddle River Boro.	1.23	1.33	1.49	1.57	1.61	Southampton Twp.	1.64	2.63	1.62	1.67	1.69
Waldwick Boro.	1.76	1.92	2.11	2.25	2.32	Springfield Twp.	1.79	2.04	1.81	1.83	2.13
Wallington Boro.	1.51	1.68	1.69	1.69	1.93	Tabernacle Twp.	1.71	2.64	1.72	1.83	1.97
Washington Twp.	1.40	1.59	1.72	1.87	1.92	Washington Twp.	2.06	2.35	2.39	2.26	1.96
Westwood Boro.	1.52	1.65	1.70	1.91	2.01	Westampton Twp.	2.08	2.42	2.37	2.33	2.24
Wood-Ridge Boro.	1.26	1.50	1.76	1.96	2.00	Willingboro Twp.	2.45	2.63	2.63	2.68	2.46
Woodcliff Lake Boro.	1.51	1.63	1.57	1.63	1.74	Woodland Twp.	1.92	2.04	1.96	2.09	1.86
Wycoff Twp.	1.36	1.50	1.56	1.68	1.72	Wrightstown Boro.	2.50	2.64	.85	1.40	1.16
<u>BURLINGTON COUNTY</u>						<u>CAMDEN COUNTY</u>					
Bass River Twp.	1.97	2.02	1.97	1.82	2.13	Audubon Boro.	2.60	2.47	2.30	2.38	2.62
Beverly City	2.60	2.49	2.20	2.35	2.35	Audubon Park Boro.	7.14	5.53	3.59	4.21	5.03
Bordentown City	2.07	2.35	2.60	2.69	2.77	Barrington Boro.	2.86	2.69	2.83	3.07	3.10
Bordentown Twp.	2.22	2.27	2.30	2.41	2.56	Bellmawr Boro.	2.64	2.95	2.56	2.56	2.69
Burlington City	1.65	1.71	1.90	2.20	2.16	Berlin Boro.	2.27	2.37	2.08	2.37	2.58
Burlington Twp.	2.02	2.15	1.89	1.81	2.17	Berlin Twp.	2.39	2.36	2.32	2.35	2.49
Chesterfield Twp.	1.63	1.85	1.85	2.03	2.15	Brooklawn Boro.	2.66	2.93	2.80	2.52	2.67
Cinnaminson Twp.	1.82	1.82	1.92	1.96	2.14	Camden City	4.23	4.67	4.81	3.51	4.04
Delanco Twp.	2.08	2.17	2.06	2.10	2.44	Cherry Hill Twp.	2.31	2.40	2.52	2.52	2.60
Delran Twp.	1.82	1.99	2.02	2.12	2.18	Chesilhurst Boro.	2.87	3.18	2.93	2.80	3.09
Eastampton Twp.	2.20	2.37	2.09	2.05	2.22	Clementon Boro.	3.04	2.97	2.55	2.50	2.98
Edgewater Park Twp.	2.10	2.07	1.98	2.16	2.20	Collingswood Boro.	2.62	2.59	2.48	2.47	2.70
Evesham Twp.	1.75	1.95	1.78	1.89	2.07	Gibbsboro Boro.	2.42	2.60	2.44	2.56	2.55
Fieldsboro Boro.	2.21	2.51	2.16	2.70	2.55	Gloucester City, City	2.62	2.77	2.75	2.71	2.86
Florence Twp.	1.95	2.00	2.04	2.15	2.35	Gloucester Twp.	2.68	2.74	2.57	2.45	2.55

TABLE 11 (Con't)

EQUALIZED PROPERTY TAX RATES

<u>CAMDEN (Con't)</u>	<u>1989</u>	<u>1990</u>	<u>1991</u>	<u>1992</u>	<u>1993</u>	<u>CUMBERLAND COUNTY</u>	<u>1989</u>	<u>1990</u>	<u>1991</u>	<u>1992</u>	<u>1993</u>
Haddon Twp.	2.33	2.37	2.53	2.69	2.71	Bridgeton City	3.27	3.37	3.02	2.78	2.84
Haddon Heights Boro.	2.38	2.33	2.56	2.62	2.75	Commercial Twp.	2.80	2.95	2.43	2.45	2.41
Haddonfield Boro.	2.30	2.39	2.27	2.43	2.55	Deerfield Twp.	2.02	2.02	1.89	2.10	2.15
Hi-Nella Boro.	2.49	2.55	2.28	2.57	2.43	Downe Twp.	2.48	2.54	1.87	2.61	2.30
Laurel Springs Boro.	2.71	2.77	2.48	2.72	2.86	Fairfield Twp.	2.54	2.68	1.75	2.29	2.26
Lawnside Boro.	3.23	3.07	3.12	2.93	2.95	Greenwich Twp.	2.77	2.85	2.63	2.43	2.52
Lindenwold Boro.	2.63	2.99	2.99	2.91	3.10	Hopewell Twp.	2.25	2.15	1.93	2.31	2.33
Magnolia Boro.	2.60	2.82	2.77	3.02	3.15	Lawrence Twp.	2.90	2.74	2.51	2.36	2.57
Merchantville Boro.	2.70	2.77	2.71	2.89	2.94	Maurice River Twp.	3.01	2.85	2.03	2.17	2.54
Mount Ephraim Boro.	2.62	2.53	2.54	2.62	2.74	Millville City	2.94	3.00	2.74	2.66	2.68
Oaklyn Boro.	2.36	2.54	2.58	2.62	2.73	Shiloh Boro.	2.67	2.57	2.21	2.23	2.76
Pennsauken Twp.	2.44	2.65	2.60	2.79	2.77	Stow Creek Twp.	1.81	2.25	1.90	1.98	2.19
Pine Hill Boro.	3.36	3.36	2.72	2.86	3.00	Upper Deerfield Twp.	2.08	1.97	1.71	1.80	1.79
Pine Valley Boro.	1.81	1.93	1.81	1.87	1.94	Vineland City	2.61	2.70	2.37	2.48	2.56
Runnemede Boro.	2.41	2.62	2.69	2.78	2.93						
Somerdale Boro.	2.46	2.73	2.66	2.82	2.94	<u>ESSEX COUNTY</u>					
Stratford Boro.	2.25	2.59	2.62	2.71	2.78	Belleville Twp.	2.56	2.63	2.78	3.09	3.14
Tavistock Boro.	1.52	1.82	1.84	2.60	2.03	Bloomfield Twp.	2.28	2.41	2.52	2.68	2.79
Voorhees Twp.	2.19	2.47	2.35	2.29	2.43	Caldwell Boro Twp.	1.95	2.07	2.12	2.42	2.62
Waterford Twp.	2.74	2.96	2.77	2.71	2.90	Cedar Grove Twp.	1.56	1.72	1.62	1.76	1.82
Winslow Twp.	2.55	2.60	2.30	2.37	2.37	East Orange City	4.21	4.01	4.05	3.79	3.94
Woodlynne Boro.	3.41	3.43	3.10	3.27	3.19						
<u>CAPE MAY COUNTY</u>						Essex Fells Twp.	1.29	1.31	1.47	1.48	1.63
Avalon Boro.	.92	.87	.79	.88	.90	Fairfield Twp.	1.47	1.45	1.44	1.67	1.79
Cape May City	1.38	1.29	1.40	1.40	1.41	Glen Ridge Boro. Twp.	2.47	2.66	2.82	3.01	3.21
Cape May Point Boro.	.78	.73	.79	.78	.79	Irvington Twp.	3.25	3.03	3.07	3.10	3.49
Dennis Twp.	1.52	1.52	1.47	1.61	1.74	Livingston Twp.	1.73	1.89	2.12	2.13	2.17
Lower Twp.	1.79	1.69	1.71	1.92	2.04	Maplewood Twp.	2.26	2.41	2.59	2.84	2.96
Middle Twp.	1.79	1.87	1.70	1.88	2.01	Millburn Twp.	1.37	1.46	1.59	1.81	1.85
North Wildwood City	2.05	1.94	2.00	2.16	2.28	Montclair Twp.	2.34	2.42	2.47	2.74	2.79
Ocean City, City	1.37	1.36	1.42	1.50	1.49	Newark City	2.68	2.68	2.99	3.30	3.34
Sea Isle City, City	1.25	1.24	1.27	1.35	1.36	North Caldwell Twp.	1.70	1.71	1.83	1.91	1.99
Stone Harbor Boro.	.76	.78	.84	.93	1.00	Nutley Twp.	2.12	2.26	2.48	2.59	2.81
Upper Twp.	1.14	1.01	.98	1.17	1.21	Orange City, Twp.	3.49	3.29	3.38	3.12	3.32
West Cape May Boro.	1.54	1.61	1.35	1.54	1.60	Roseland Boro.	1.40	1.61	1.63	1.79	1.80
West Wildwood Boro.	1.74	1.70	1.63	1.82	2.49	South Orange Vill. Twp.	2.46	2.57	1.52	2.94	3.17
Wildwood City	2.66	2.69	2.42	2.65	2.91	Verona Twp.	1.95	2.01	2.11	2.17	2.35
Wildwood Crest Boro.	1.51	1.51	1.60	1.61	1.68	West Caldwell Twp.	1.97	1.98	2.12	2.29	2.47
Woodbine Boro.	2.37	2.37	2.20	2.09	2.06	West Orange Twp.	2.17	2.30	2.38	2.72	2.76

TABLE 11 (Con't)

EQUALIZED PROPERTY TAX RATE

<u>GLOUCESTER COUNTY</u>	<u>1989</u>	<u>1990</u>	<u>1991</u>	<u>1992</u>	<u>1993</u>	<u>HUNTERDON CNTY (Con't)</u>	<u>1989</u>	<u>1990</u>	<u>1991</u>	<u>1992</u>	<u>1993</u>
Clayton Boro.	2.81	2.83	2.35	2.36	2.49	Bloomsbury Boro.	1.76	1.89	1.54	1.75	2.01
Deptford Twp. Boro.	2.35	2.25	2.04	2.25	2.26	Califon Boro.	1.86	2.02	2.03	2.06	2.09
East Greenwich Twp.	1.85	1.84	1.88	1.95	1.92	Clinton Town	1.95	2.09	2.10	2.00	1.97
Elk Twp.	2.58	2.81	2.34	2.39	2.42	Clinton Twp.	1.53	1.74	1.51	1.72	1.79
Franklin Twp.	2.51	2.46	2.19	2.19	2.22	Delaware Twp.	1.48	1.59	1.31	1.53	1.52
Glassboro Boro.	2.60	2.53	2.49	2.58	2.71	East Amwell Twp.	1.57	1.66	1.57	1.71	1.74
Greenwich Twp.	1.79	1.79	2.18	1.85	1.95	Flemington Boro.	1.62	1.82	1.85	1.95	2.23
Harrison Twp.	2.44	2.23	2.09	2.03	2.07	Franklin Twp.	1.52	1.75	1.64	1.70	1.81
Logan Twp.	2.06	1.80	1.77	1.77	1.58	Frenchtown Boro.	1.79	1.86	1.78	1.80	1.70
Mantua Twp.	2.49	2.49	2.42	2.40	2.48	Glen Gardner Boro.	1.92	2.12	2.04	1.94	2.09
Monroe Twp.	2.18	2.17	1.98	2.14	2.10	Hampton Boro.	2.38	2.45	2.25	2.13	2.44
National Park Boro.	2.72	2.68	2.23	2.18	2.36	High Bridge Boro.	1.93	2.09	2.07	2.15	2.22
Newfield Boro.	2.55	2.39	2.48	2.37	2.60	Holland Twp.	.82	1.04	1.10	1.07	1.10
Paulsboro Boro.	2.82	2.77	2.55	2.18	2.39	Kingwood Twp.	1.58	1.58	1.35	1.51	1.49
Pitman Boro.	2.30	2.17	2.18	2.37	2.52	Lambertville City	1.55	1.66	1.80	1.88	1.98
South Harrison Twp.	2.07	2.07	1.92	1.87	1.94	Lebanon Boro.	1.87	1.85	1.54	1.79	1.62
Swedesboro Boro.	2.39	2.37	1.99	2.02	2.24	Lebanon Twp.	1.30	1.33	1.37	1.42	1.52
Washington Twp.	2.14	2.09	1.94	2.01	2.06	Milford Boro.	1.76	1.97	1.41	1.82	1.83
Wenonah Boro.	2.22	2.25	2.02	2.27	2.35	Raritan Twp.	1.74	1.73	1.84	1.81	1.88
West Deptford Twp.	2.08	2.11	1.87	2.03	2.24	Readington Twp.	1.53	1.56	1.64	1.70	1.73
Westville Boro.	2.59	2.53	2.30	2.32	2.45	Stockton Boro.	1.86	1.77	1.88	1.93	2.03
Woodbury City	2.49	2.49	2.35	2.63	2.91	Tewksbury Twp.	1.32	1.43	1.39	1.47	1.55
Woodbury Heights Boro.	2.69	2.39	2.38	2.40	2.61	Union Twp.	1.35	1.64	1.38	1.45	1.58
Woolwich Twp.	2.40	2.33	2.29	2.22	1.96	West Amwell Twp.	1.45	1.49	1.75	1.56	1.66
<u>HUDSON COUNTY</u>						<u>MERCER COUNTY</u>					
Bayonne City	2.38	2.47	2.26	2.46	2.82	East Windsor Twp.	2.18	2.55	2.70	2.85	2.98
East Newark Boro.	2.82	2.39	2.52	2.49	2.62	Ewing Twp.	1.93	1.94	2.04	2.15	2.29
Guttenberg Town	1.95	2.00	2.07	2.21	2.84	Hamilton Twp.	2.09	2.23	2.17	2.08	2.35
Harrison Town	1.96	2.03	2.23	2.13	2.53	Hightstown Boro.	2.33	2.73	2.95	3.29	3.49
Hoboken City	2.08	1.95	2.37	2.43	2.53	Hopewell Boro.	1.60	1.96	1.89	2.06	2.11
Jersey City, City	2.48	2.54	2.83	2.89	3.11	Hopewell Twp.	1.54	1.71	1.74	1.90	1.96
Kearny Town	1.85	1.60	1.97	2.09	2.39	Lawrence Twp.	1.70	1.60	1.93	2.17	2.35
North Bergen Twp.	2.74	2.71	2.53	2.71	2.87	Pennington Boro.	1.59	1.71	1.77	1.92	2.06
Secaucus Town	1.75	1.80	1.52	1.77	2.00	Princeton Boro.	1.48	1.66	1.77	1.82	1.91
Union City, City	2.79	2.65	3.00	3.09	3.37	Princeton Twp.	1.43	1.54	1.65	1.80	1.81
Weehawken Twp.	2.14	1.96	1.62	1.84	2.21	Trenton City	2.94	2.98	3.15	2.83	3.35
West New York Town	2.97	2.89	2.75	2.78	3.03	Washington Twp.	1.46	1.58	1.59	1.43	1.26
						West Windsor Twp.	1.62	1.72	1.76	1.97	2.09
<u>HUNTERDON COUNTY</u>											
Alexandria Twp.	1.59	1.56	1.63	1.61	1.76						
Bethlehem Twp.	1.68	1.84	1.72	1.79	1.79						

TABLE 11 (Con't)

EQUALIZED PROPERTY TAX RATE

<u>MIDDLESEX COUNTY</u>	<u>1989</u>	<u>1990</u>	<u>1991</u>	<u>1992</u>	<u>1993</u>	<u>MONMOUTH (Con't)</u>	<u>1989</u>	<u>1990</u>	<u>1991</u>	<u>1992</u>	<u>1993</u>
Carteret Boro.	2.00	2.14	2.18	2.37	2.43	Fair Haven Boro.	1.67	1.87	1.98	2.08	2.12
Cranbury Twp.	1.54	1.67	1.73	1.72	1.80	Farmingdale Boro.	1.79	1.81	1.70	2.15	2.36
Dunellen Boro.	1.98	2.30	2.36	2.43	2.47	Freehold Boro.	1.83	2.08	2.19	2.24	2.44
East Brunswick Twp.	2.10	2.08	2.12	2.20	2.26	Freehold Twp.	1.63	1.93	1.78	1.92	1.99
Edison Twp.	1.34	1.61	1.59	1.69	1.73	Hazlet Twp.	1.79	2.04	2.24	2.35	2.43
Helmetta Boro.	2.07	1.99	1.76	1.69	1.82	Highlands Boro.	2.01	2.40	2.46	2.74	3.33
Highland Park Boro.	2.24	2.62	2.91	2.99	3.10	Holmdel Twp.	1.38	1.59	1.62	1.72	1.85
Jamesburg Boro.	2.04	2.10	2.14	2.15	2.27	Howell Twp.	1.51	1.83	1.66	1.96	2.30
Metuchen Boro.	1.79	1.90	2.02	2.24	2.32	Interlaken Boro.	1.02	1.21	1.30	1.30	1.47
Middlesex Boro.	2.05	2.22	2.25	2.16	2.32	Keansburg Boro.	2.14	2.78	3.01	3.11	3.32
Milltown Boro.	1.80	1.93	1.94	2.15	2.21	Keyport Boro.	2.10	2.34	2.29	2.57	2.69
Monroe Twp.	1.37	1.48	1.54	1.67	1.77	Little Silver Boro.	1.78	1.94	1.96	2.11	2.23
New Brunswick City	2.23	2.42	2.52	2.68	2.69	Loch Arbour Village	2.14	2.18	2.01	2.32	2.58
North Brunswick Twp.	1.58	1.68	1.70	1.76	1.92	Long Branch City	2.13	2.37	2.39	2.54	2.67
Old Bridge Twp.	2.11	2.57	2.71	2.69	2.88	Manalapan Twp.	1.64	1.85	1.90	2.05	2.24
Perth Amboy City	1.98	2.22	2.13	2.33	2.48	Manasquan Boro.	1.41	1.65	1.60	1.69	1.84
Piscataway Twp.	1.80	1.89	2.10	2.16	2.17	Marlboro Twp.	1.71	1.83	1.73	1.95	2.03
Plainsboro Twp.	1.65	1.79	1.79	1.85	1.92	Matawan Boro.	1.98	2.27	2.48	2.73	2.78
Sayreville Boro.	1.63	1.65	1.58	1.62	1.75	Middletown Twp.	1.69	1.78	1.71	2.03	2.14
South Amboy City	1.61	1.73	1.93	2.06	2.13	Millstone Twp.	1.50	1.55	1.49	1.63	1.75
South Brunswick Twp.	1.49	1.60	1.71	1.86	1.99	Monmouth Beach Boro.	1.31	1.48	1.50	1.62	1.82
South Plainfield Boro.	1.99	2.04	2.01	2.14	2.23	Neptune Twp.	1.91	2.15	2.24	2.27	2.34
South River Boro.	2.12	2.25	2.27	2.46	2.84	Neptune City, Boro.	1.87	2.19	2.28	2.27	2.36
Spotswood Boro.	1.92	2.10	2.26	2.51	2.62	Ocean Twp.	1.79	1.94	1.94	2.17	2.35
Woodbridge Twp.	1.97	2.07	2.06	2.12	2.29	Oceanport Boro.	1.61	1.78	1.79	1.93	2.02
<u>MONMOUTH COUNTY</u>						Red Bank Boro.	2.08	2.38	2.54	2.60	2.65
Aberdeen Twp.	1.83	2.23	2.41	2.71	2.81	Roosevelt Boro.	2.28	2.57	2.47	2.62	3.42
Allenhurst Boro.	1.06	1.10	1.30	1.40	1.52	Rumson Boro.	1.41	1.44	1.60	1.74	1.79
Allentown Boro.	2.19	2.19	2.10	2.28	2.42	Sea Bright Boro.	1.66	1.73	1.89	1.90	1.96
Asbury Park City	3.39	3.38	3.48	3.59	3.66	Sea Girt Boro.	.94	1.01	1.06	1.09	1.18
Atlantic Highlands Boro.	1.84	1.98	2.07	2.32	2.42	Shrewsbury Boro.	1.74	1.89	1.94	2.06	2.14
Avon-By-The-Sea Boro.	1.56	1.61	1.69	1.72	1.78	Shrewsbury Twp.	2.65	3.10	2.74	3.26	3.29
Belmar Boro.	1.86	2.09	2.10	2.21	2.32	South Belmar Boro.	1.60	1.83	1.97	2.11	2.21
Bradley Beach Boro.	1.95	2.26	2.18	2.45	2.30	Spring Lake Boro.	.95	1.00	1.06	1.14	1.15
Brielle Boro.	1.30	1.46	1.51	1.68	1.75	Spring Lake Heights Boro.	1.35	1.47	1.63	1.66	1.73
Colts Neck Twp.	1.25	1.34	1.26	1.40	1.47	Tinton Falls Boro.	1.56	1.84	2.02	2.28	2.30
Deal Boro.	.69	.67	.69	.83	.96	Union Beach Boro.	1.85	2.18	2.24	2.26	2.39
Eatontown Boro.	1.75	2.14	2.00	2.17	2.36	Upper Freehold Twp.	1.51	1.93	1.71	1.92	1.82
Englishtown Boro.	2.04	1.96	1.92	2.41	2.31	Wall Twp.	1.47	1.54	1.71	1.86	1.90
						West Long Branch Boro.	1.70	1.77	1.94	2.17	2.24

TABLE 11 (Con't)

EQUALIZED PROPERTY TAX RATE

<u>MORRIS COUNTY</u>	<u>1989</u>	<u>1990</u>	<u>1991</u>	<u>1992</u>	<u>1993</u>	<u>OCEAN COUNTY</u>	<u>1989</u>	<u>1990</u>	<u>1991</u>	<u>1992</u>	<u>1993</u>
Boonton Town	1.85	1.90	2.00	2.20	2.32	Barneget Twp.	1.84	2.17	2.34	2.23	2.61
Boonton Twp.	1.17	1.36	1.49	1.58	1.62	Barneget Light Boro.	.73	.84	.89	.93	1.00
Butler Boro.	2.04	2.29	2.40	2.49	2.62	Bay Head Boro.	.92	.96	.95	1.01	1.06
Chatham Boro.	1.37	1.52	1.62	1.68	1.71	Beach Haven Boro.	1.05	1.12	1.12	1.24	1.33
Chatham Twp.	1.33	1.50	1.69	1.59	1.56	Beachwood Boro.	2.03	2.09	1.78	1.89	2.14
Chester Boro.	1.69	1.73	1.99	2.10	2.23	Berkeley Twp.	1.26	1.39	1.52	1.61	1.72
Chester Twp.	1.62	1.71	1.93	1.99	1.99	Brick Twp.	1.45	1.66	1.58	1.78	2.18
Denville Twp.	1.47	1.58	1.74	1.83	1.98	Dover Twp.	1.78	1.82	1.68	1.78	2.06
Dover Town	2.06	2.18	2.32	2.63	2.70	Eagleswood Twp.	1.45	1.91	2.18	2.17	2.18
East Hanover Twp.	1.19	1.25	1.54	1.62	1.64	Harvey Cedars Boro.	.82	.94	.94	.99	1.15
Florham Park Boro.	1.07	1.16	.94	1.41	1.35	Island Heights Boro.	1.51	1.62	1.96	2.18	2.27
Hanover Twp.	1.22	1.29	1.39	1.41	1.46	Jackson Twp.	1.99	2.42	2.34	2.42	2.58
Harding Twp.	.68	.76	.82	.86	.91	Lacey Twp.	1.23	1.37	1.28	1.37	1.50
Jefferson Twp.	1.55	1.76	1.93	2.05	2.05	Lakehurst Boro.	2.22	2.72	2.47	2.36	2.75
Kinnelon Boro.	1.53	1.68	1.78	1.94	2.00	Lakewood Twp.	1.98	2.15	2.31	2.22	2.41
Lincoln Park Boro.	1.78	2.00	2.18	2.54	2.65	Lavallette Boro.	.93	.99	1.02	1.07	1.17
Madison Boro.	1.42	1.61	1.74	1.79	1.90	Little Egg Harbor Twp.	1.78	2.02	1.99	2.16	2.30
Mendham Boro.	1.43	1.63	1.75	1.81	1.81	Long Beach Twp.	.82	.93	.95	1.02	1.12
Mendham Twp.	1.35	1.49	1.63	1.57	1.65	Manchester Twp.	1.66	1.97	2.02	2.22	2.39
Mine Hill Twp.	1.68	1.96	2.23	2.46	2.50	Mantoloking Boro.	.65	.66	.70	.74	.81
Montville Twp.	1.30	1.42	1.61	1.67	1.82	Ocean Twp.	1.61	2.10	1.78	1.80	2.28
Morris Twp.	1.32	1.34	1.48	1.60	1.61	Ocean Gate Boro.	1.62	1.96	1.72	1.98	2.13
Morris Plains Boro.	1.57	1.71	1.89	1.89	1.97	Pine Beach Boro.	1.88	1.95	1.66	1.72	1.94
Morristown Town	1.57	1.60	1.81	2.05	2.10	Plumsted Twp.	1.73	1.83	1.60	1.66	1.88
Mount Arlington Boro.	1.87	2.11	2.32	2.51	2.63	Point Pleasant Boro.	1.60	1.73	1.71	1.81	1.99
Mount Olive Twp.	1.67	1.91	2.46	2.44	2.54	Point Pleasant Beach Boro.	1.28	1.38	1.49	1.68	1.72
Mountain Lakes Boro.	1.77	1.92	2.11	2.27	2.23	Seaside Heights Boro.	1.65	1.72	1.72	2.24	2.47
Netcong Boro.	1.85	2.07	2.27	2.33	2.53	Seaside Park Boro.	1.31	1.27	1.53	1.47	1.68
Parsippany-Troy Hills Twp.	1.43	1.62	1.80	1.90	2.02	Ship Bottom Boro.	.97	1.31	1.30	1.31	1.36
Passaic Twp.	1.61	1.71	1.82	1.95	1.99	South Toms River Boro.	1.96	2.21	2.25	2.25	2.44
Pequannock Twp.	1.82	2.04	2.13	2.22	2.32	Stafford Twp.	1.39	1.43	1.56	1.86	1.96
Randolph Twp.	1.76	1.95	2.06	2.18	2.27	Surf City Boro.	.90	1.00	1.01	1.09	1.24
Riverdale Boro.	1.28	1.68	1.71	1.89	1.85	Tuckerton Boro.	1.90	2.10	1.90	2.27	2.34
Rockaway Boro.	1.69	1.92	2.05	2.26	2.40	<u>PASSAIC COUNTY</u>					
Rockaway Twp.	1.92	2.03	2.13	2.21	2.43	Bloomington Boro.	2.34	2.40	2.55	2.76	2.96
Roxbury Twp.	1.69	2.02	2.10	2.12	2.11	Clifton City	1.61	1.73	1.74	1.87	2.02
Victory Gardens Boro.	2.12	2.06	1.82	2.15	2.67	Haledon Boro.	1.97	2.18	2.31	2.24	2.52
Washington Twp.	1.71	1.89	2.01	2.03	2.11	Hawthorne Boro.	1.70	1.77	1.79	1.96	2.06
Wharton Boro.	1.89	1.88	2.11	2.39	2.40	Little Falls Twp.	1.21	1.52	1.56	1.79	1.77

TABLE 11 (Con't)

EQUALIZED PROPERTY TAX RATES

<u>PASSAIC (Con't)</u>	<u>1989</u>	<u>1990</u>	<u>1991</u>	<u>1992</u>	<u>1993</u>	<u>SOMERSET (Con't)</u>	<u>1989</u>	<u>1990</u>	<u>1991</u>	<u>1992</u>	<u>1993</u>
North Haledon Boro.	1.72	1.92	2.03	2.08	2.21	Manville Boro.	1.79	2.04	2.27	2.29	2.36
Passaic City	2.89	3.08	3.18	3.16	3.54	Millstone Boro.	1.49	1.73	2.03	1.75	2.12
Paterson City	2.90	3.03	2.94	3.20	3.36	Montgomery Twp.	1.48	1.67	1.69	1.82	1.86
Pompton Lakes Boro.	1.89	2.36	2.61	2.74	2.85	North Plainfield Boro.	2.16	2.39	2.52	2.65	2.77
Prospect Park Boro.	1.91	2.01	2.22	2.30	2.50	Peapack-Gladstone Boro.	.93	1.18	1.23	1.33	1.40
Ringwood Boro.	2.19	2.53	2.43	2.69	2.84	Raritan Boro.	1.99	2.07	2.09	2.05	2.18
Totowa Boro.	1.36	1.41	1.55	1.66	1.73	Rocky Hill Boro.	1.28	1.47	1.48	1.65	1.49
Wanaque Boro.	2.34	2.52	2.50	2.64	2.79	Somerville Boro.	2.21	2.38	2.44	2.73	2.79
Wayne Twp.	1.66	1.67	1.91	1.98	2.13	South Bound Brook Boro.	2.13	2.39	2.64	2.87	3.22
West Milford Twp.	2.06	2.25	2.17	2.46	2.50	Warren Twp.	1.16	1.29	1.43	1.46	1.51
West Paterson Boro.	1.46	1.73	1.75	1.93	2.13	Watchung Boro.	1.20	1.32	1.51	1.58	1.66
<u>SALEM COUNTY</u>						<u>SUSSEX COUNTY</u>					
Alloway Twp.	1.86	1.87	1.67	1.79	1.79	Andover Boro.	1.61	1.86	1.98	2.03	2.30
Carneys Point Twp.	2.41	2.23	2.18	2.31	2.21	Andover Twp.	1.83	1.88	2.21	2.40	2.33
Elmer Boro.	2.00	2.53	2.34	2.48	2.46	Branchville Boro.	1.07	.98	1.34	1.23	1.33
Elsinboro Twp.	2.08	2.20	2.00	2.15	2.21	Byram Twp.	1.69	2.13	2.29	2.33	2.47
Lower Alloways Creek Twp.	.71	.87	.59	.79	.68	Frankford Twp.	1.72	1.80	1.99	1.92	2.04
Mannington Twp.	1.92	1.82	1.75	1.98	1.89	Franklin Boro.	2.33	2.53	2.66	2.62	2.91
Oldmans Twp.	2.07	1.89	2.04	2.17	2.00	Fredon Twp.	1.78	1.87	1.99	2.25	2.38
Penns Grove Boro.	3.50	3.71	3.42	2.94	2.95	Green Twp.	1.84	2.14	2.23	2.24	2.41
Pennsville Twp.	1.98	1.84	1.73	2.11	1.96	Hamburg Boro.	1.89	1.89	2.17	2.37	2.41
Pilesgrove Twp.	1.81	1.94	1.74	1.88	1.85	Hampton Twp.	1.55	1.87	2.13	2.11	2.30
Pittsgrove Twp.	2.08	2.15	1.97	1.84	1.86	Hardyston Twp.	2.08	2.18	2.20	2.41	2.53
Quinton Twp.	1.96	2.17	1.94	1.98	1.88	Hopatcong Boro.	1.96	2.08	2.16	2.27	2.40
Salem City	4.45	4.13	2.54	2.87	3.11	Lafayette Twp.	1.86	1.89	2.40	2.35	2.29
Upper Pittsgrove Twp.	1.80	2.29	1.71	1.88	1.83	Montague Twp.	1.64	1.74	1.63	1.73	1.86
Woodstown Boro.	2.56	2.37	2.41	2.38	2.40	Newton Town	1.72	1.89	1.95	2.12	2.28
<u>SOMERSET COUNTY</u>						Ogdensburg Boro.	2.32	2.10	2.29	2.68	2.91
Bedminster Twp.	.90	1.06	1.07	1.16	1.19	Sandyston Twp.	1.47	1.56	1.51	1.60	1.68
Bernards Twp.	1.36	1.48	1.57	1.60	1.54	Sparta Twp.	1.90	1.99	2.02	2.17	2.29
Bernardsville Boro.	1.24	1.36	1.48	1.56	1.56	Stanhope Boro.	2.24	2.50	2.54	2.68	2.79
Bound Brook Boro.	1.84	2.19	2.35	2.42	2.60	Stillwater Twp.	1.67	1.84	1.88	1.92	2.06
Branchburg Twp.	1.55	1.71	1.84	1.81	1.79	Sussex Boro.	2.12	2.26	2.26	2.03	2.15
Bridgewater Twp.	1.45	1.57	1.67	1.61	1.60	Vernon Twp.	1.58	1.70	1.75	1.75	1.95
Far Hills Boro.	1.08	.97	1.08	1.17	1.28	Walpack Twp	.54	.49	.42	.53	.51
Franklin Twp.	1.43	1.56	1.64	1.85	1.82	Wantage Twp.	1.70	1.76	1.97	2.17	2.21
Green Brook Twp.	1.50	1.56	1.70	1.68	1.78						
Hillsborough Twp.	1.61	1.83	2.02	1.94	1.97						

TABLE 11 (Con't)

EQUALIZED PROPERTY TAX RATES

<u>UNION COUNTY</u>	<u>1989</u>	<u>1990</u>	<u>1991</u>	<u>1992</u>	<u>1993</u>	<u>WARREN COUNTY</u>	<u>1989</u>	<u>1990</u>	<u>1991</u>	<u>1992</u>	<u>1993</u>
Berkeley Heights Twp.	1.63	1.71	1.86	1.94	2.00	Allamuchy Twp.	1.51	1.60	1.86	1.99	2.06
Clark Twp.	1.85	1.94	2.04	2.10	2.28	Alpha Boro.	1.96	2.28	1.87	2.31	2.27
Cranford Twp.	1.71	1.84	1.91	2.13	2.27	Belvidere Town	2.31	2.47	2.14	2.49	2.46
Elizabeth City	2.07	2.21	2.17	2.30	2.58	Blairstown Twp.	1.04	1.41	1.35	1.48	1.65
Fanwood Boro.	2.09	2.16	2.36	2.49	2.57	Franklin Twp.	1.84	1.83	1.94	1.93	2.06
Garwood Boro.	1.97	2.20	2.24	2.51	2.68	Frelinghuysen Twp.	1.92	1.90	1.79	1.89	2.25
Hillside Twp.	2.53	2.60	2.74	2.91	3.26	Greenwich Twp.	2.01	1.98	1.73	1.80	1.95
Kenilworth Boro.	1.63	1.81	1.80	1.88	1.93	Hackettstown Town	2.06	2.25	2.02	2.21	2.23
Linden City	1.58	1.70	1.69	2.00	2.16	Hardwick Twp.	1.65	1.70	1.55	1.72	1.91
Mountainside Boro.	1.40	1.57	1.48	1.62	1.69	Harmony Twp.	1.66	2.07	1.66	1.87	1.79
New Providence Boro.	1.74	1.90	1.99	2.03	2.09	Hope Twp.	1.95	2.23	2.00	2.18	2.24
Plainfield City	2.36	2.35	2.53	2.67	2.74	Independence Twp.	1.92	2.16	1.80	1.73	1.92
Rahway City	2.26	2.37	2.57	2.60	2.78	Knowlton Twp.	1.59	1.98	1.77	2.04	2.22
Roselle Boro.	2.49	2.84	2.91	3.23	3.58	Liberty Twp.	1.84	2.21	1.78	1.86	2.15
Roselle Park Boro.	2.35	2.46	2.56	2.76	2.92	Lopatcong Twp.	1.85	1.91	1.63	1.80	1.87
Scotch Plains Twp.	1.78	1.98	2.11	2.28	2.39	Mansfield Twp.	1.82	2.05	1.91	1.82	1.92
Springfield Twp.	1.82	1.96	1.82	1.92	2.11	Oxford Twp.	2.16	2.45	2.26	2.33	2.51
Summit City	1.43	1.53	1.55	1.57	1.68	Pahaquarry Twp.	4.23	5.10	5.78	5.78	5.58
Union Twp.	1.87	1.98	2.00	2.17	2.35	Phillipsburg Town	2.22	1.98	2.06	2.31	2.44
Westfield Town	1.76	1.88	1.85	2.06	2.18	Pohatcong Twp.	1.77	1.95	1.74	1.89	2.08
Winfield Twp.	11.36	11.66	10.08	10.72	11.21	Washington Boro.	2.42	2.73	2.57	2.70	2.78
						Washington Twp.	1.78	2.17	1.92	2.06	2.17
						White Twp.	1.59	1.73	1.71	1.51	1.82

TABLE 12: FINANCES OF MUNICIPALLY OPERATED UTILITIES

This table reports the revenues and expenditures of municipally operated utilities in summary since 1982 and in detail for 1993. These operations are independent of the municipality and are not shown in the municipal data on the preceding pages.

Utility Type Codes: 1-Water 2-Sewer 3-Airport 4-Beach Front 5-Water & Sewer 6-Harbor
7-Electric 8-Parking 9-Swimming Pool

MUNI CODE	MUNI NAME	TYPE	SURPLUS ANTICIP	OPERATING INCOME	FROM PROP TAXES	SURPLUS TO MUNI	OPERATING COSTS	DEBT SERVICE	CAPITAL IMPROVE	TOTAL REVENUE	TOTAL EXPEND
1330	ABERDEEN TWP.	1		1,529,890			1,072,874	269,650	10,000	1,529,890	1,352,524
0101	ABSECON CITY	2	95,099	753,446			594,894	246,773		848,546	841,667
0201	ALLENDALE BORO.	1	34,316	662,542			586,845	24,671	33,100	696,858	644,616
1301	ALLENHURST BORO.	5		425,660			262,618	193,882		425,660	456,500
1302	ALLENTOWN BORO.	1	17,341	294,307			183,816	71,986	1,096	311,648	256,899
1302	ALLENTOWN BORO.	2	13,574	467,565			323,274	109,136	4,500	481,139	436,910
2102	ALPHA BORO.	1	50,082	198,208			174,050	34,296	6,000	248,290	214,346
2102	ALPHA BORO.	2	3,405	478,784			487,800	43,835	5,000	482,189	536,635
2102	ALPHA BORO.	9	3,496	48,820	9,000		71,978			61,316	71,978
1901	ANDOVER BORO.	1	7,845	38,771			36,245		7,000	46,616	43,245
1303	ASBURY PARK CITY	2	265,000	2,892,423			3,041,144		245,340	3,157,423	3,286,484
1303	ASBURY PARK CITY	4		108,509	247,251		350,760		5,000	355,760	355,760
1304	ATL. HIGHLANDS BORO.	5	275,000	1,672,059			1,393,030	249,265	235,000	1,947,059	1,877,295
1304	ATL. HIGHLANDS BORO.	6		1,961,984			1,517,172	407,464		1,961,984	1,924,636
0102	ATLANTIC CITY CITY	1		22,621				22,155		22,621	22,155
0501	AVALON BORO.	5	500,000	3,730,099			2,830,566	1,073,128	275,000	4,230,099	4,178,694
1305	AVON BY THE SEA BORO.	4	70,816	484,235			496,295		15,000	555,051	511,295
1305	AVON BY THE SEA BORO.	5		713,759			626,394	60,287	12,000	713,759	698,681
1501	BARNEGAT LIGHT BORO.	5	297,000	513,719		100,000	516,300		85,700	810,719	702,000
1533	BARNEGAT TWP.	5	1,030,000	2,021,507		83,000	1,483,750	390,613	445,000	3,051,507	2,402,363
0403	BARRINGTON BORO.	2	139,508	394,978			316,602	177,501		534,486	494,104
0901	BAYONNE CITY	5	3,807,000	9,616,360			9,105,000	1,282,312	85,000	13,423,360	10,472,312
1503	BEACH HAVEN BORO.	1	55,900	569,341			412,498	157,941	29,000	625,241	599,440
1504	BEACHWOOD BORO.	1	170,900	835,461			656,016	166,680	29,495	1,006,361	852,192
* 1801	BEDMINSTER TWP.	0		30,864				30,864		30,864	30,864
1801	BEDMINSTER TWP.	2		327,459			260,970		10,000	327,459	270,970
0701	BELLEVILLE TWP.	1	48,000	1,611,761			4,243,658	14,275		1,659,761	4,257,933
0404	BELLMAR BORO.	1	82,500	726,786			576,500	112,057	60,000	809,286	748,557
0404	BELLMAR BORO.	2		448,117			446,000			448,117	446,000
1306	BELMAR BORO.	4		1,617,078			1,678,537		20,000	1,617,078	1,698,537
1306	BELMAR BORO.	5	573,036	1,790,690			1,994,397	303,271	80,000	2,363,726	2,377,668
2103	BELVIDERE TOWN	2	646,355				487,169	145,273	5,000	646,355	637,442
2103	BELVIDERE TOWN	9	6,400	48,105			43,700			54,505	43,700
0405	BERLIN BORO.	1	27,984	1,352,110			669,444	594,530		1,380,095	1,263,974
0405	BERLIN BORO.	2	10,000	66,685			255,347	100,255	20,000	76,685	375,602
0406	BERLIN TWP.	5		96,541			45,496	34,503		96,541	80,000
1803	BERNARDSVILLE BORO.	2		858,046			432,926	297,000	20,000	858,046	749,926
2104	BLAIRSTOWN TWP.	1	65,000	145,116			38,475		63,659	210,116	102,134
0702	BLOOMFIELD TWP.	1	1,200,000	4,511,826			3,570,500	590,404	1,200,000	5,711,826	5,360,904
1601	BLOOMINGDALE BORO.	1		386,806			372,743	148,575	15,758	386,806	537,076
1601	BLOOMINGDALE BORO.	2	219,000	1,029,280			1,313,023	19,118	30,000	1,248,280	1,362,141
1003	BLOOMSBURY BORO.	1	19,800	100,241			97,670			120,041	97,670
1401	BOONTON TOWN	1	35,323	926,553			664,800	163,523	29,000	961,876	857,323
1401	BOONTON TOWN	2	151,672	840,872			726,700	124,972		992,544	851,672
1402	BOONTON TWP.	1	10,467	33,267			34,530		7,000	43,734	41,530
1402	BOONTON TWP.	2	13,237	40,037			35,937		15,000	53,275	50,937
0303	BORDENTOWN CITY	1		1,705,468			1,153,944	562,261	1,000	1,705,468	1,717,206
0303	BORDENTOWN CITY	2	10,000	97,171			123,960			107,171	123,960

* Sewer #2

Table 12: FINANCES OF MUNICIPALLY OPERATED UTILITIES

MUNI CODE	MUNI NAME	TYPE	SURPLUS ANTICIP	OPERATING INCOME	FROM PROP TAXES	SURPLUS TO MUNI	OPERATING COSTS	DEBT SERVICE	CAPITAL IMPROVE	TOTAL REVENUE	TOTAL EXPEND
0304	BORDENTOWN TWP.	2	3,600	96,535			3,600	95,646		100,135	99,246
1307	BRADLEY BEACH BORO.	2	27,000	734,496			692,609			761,496	692,609
1307	BRADLEY BEACH BORO.	4	12,000	466,968			410,378	26,742	56,440	478,968	493,560
1805	BRANCHBURG TWP.	2	204,000	1,688,052			1,427,016	59,281	220,000	1,892,052	1,706,297
1903	BRANCHVILLE BORO.	1	3,670	73,429	73,747		152,369			150,847	152,369
1506	BRICK TWP.	2		19,046				19,046		19,046	19,046
* 0601	BRIDGETON CITY	0		1,143,927	10,311		1,099,796			1,154,238	1,099,796
0601	BRIDGETON CITY	5	469,608	3,576,698			3,560,018	38,089	109,500	4,046,306	3,707,608
1806	BRIDGEWATER TWP.	2	567,320	5,305,696			4,208,743	839,815		5,873,016	5,048,558
1308	BRIELLE BORO.	5	350,946	1,417,020			1,431,790	207,156	81,000	1,767,966	1,719,946
0103	BRIGANTINE CITY	5	179,280	3,765,543			2,647,600	997,879	74,096	3,944,824	3,719,576
0407	BROOKLAWN BORO.	1	16,300	395,800			160,211	204,204	25,000	412,101	389,416
0305	BURLINGTON CITY	1		986,624			948,554	20,481		986,624	969,035
0305	BURLINGTON CITY	2	331,503	1,330,492			1,181,019	254,012		1,661,995	1,435,032
* 0300	BURLINGTON COUNTY	0	4,274,703	18,639,849			12,060,827	5,558,795		22,914,552	17,649,622
0306	BURLINGTON TWP.	1		1,405,792			783,780	208,983		1,405,792	992,763
0306	BURLINGTON TWP.	2	486,175	2,233,332			2,124,637	328,537		2,719,507	2,453,174
1403	BUTLER BORO.	1	124,749	1,126,996			810,088	269,395	102,000	1,251,745	1,181,483
1403	BUTLER BORO.	7	1,500,000	12,094,366			12,439,977	489,487		13,594,366	12,929,464
0703	CALDWELL BORO. TWP.	1	81,716	792,453		20,000	764,318	32,395		874,169	816,713
0703	CALDWELL BORO. TWP.	2	471,385	3,318,410			1,960,453	1,417,668		3,789,796	3,378,121
0408	CAMDEN CITY	1	83,000	7,365,634			5,469,995	549,403	511,838	7,448,634	6,531,238
0408	CAMDEN CITY	2	254,891	3,450,514			2,411,660	464,357	618,649	3,705,405	3,494,667
0502	CAPE MAY CITY	5	355,392	3,481,826			3,039,640	603,624	50,000	3,837,219	3,693,264
0503	CAPE MAY POINT BORO.	5	77,910	309,663			249,900	123,851	10,000	387,573	383,751
0704	CEDAR GROVE TWP.	1	78,816	1,498,744			866,493	309,406	29,700	1,577,561	1,205,599
0704	CEDAR GROVE TWP.	2	118,200	1,544,444			770,032	643,814	70,000	1,662,645	1,483,847
0704	CEDAR GROVE TWP.	9	26,957	208,845			195,797	21,830	12,075	235,802	229,702
* 1404	CHATHAM BORO.	0	53,300	225,117			253,415			278,417	253,415
1404	CHATHAM BORO.	1	19,579	542,511			464,579		50,000	562,090	514,579
** 1405	CHATHAM TWP.	0	26,600	245,685			257,600		5,000	272,285	262,600
1405	CHATHAM TWP.	2	65,000	1,381,757			807,600	592,400		1,446,757	1,400,000
1405	CHATHAM TWP.	9	15,200	168,683			182,000			183,883	182,000
0409	CHERRY HILL TWP.	2	200,000	3,035,367			2,311,236	893,467		3,235,367	3,204,703
1406	CHESTER BORO.	1	12,000	43,417			42,360		10,440	55,417	52,800
1406	CHESTER BORO.	2	8,000	167,376			127,656		8,000	175,376	135,656
2002	CLARK TWP.	9	30,000	283,249		25,000	171,350		75,000	313,249	271,350
0801	CLAYTON BORO.	5	235,220	982,227			736,021	197,185	316,032	1,217,448	1,249,239
0411	CLEMENTON BORO.	1	35,000	641,585			400,205	228,550		676,585	628,755
1005	CLINTON TOWN	1	60,000	1,007,074			778,943	216,056	45,000	1,067,074	1,040,000
1005	CLINTON TOWN	2	465,010	1,636,471			1,373,906	128,238	43,500	2,101,482	1,545,644
0412	COLLINGSWOOD BORO.	1		970,913			875,845	186,648		970,913	1,062,494
0412	COLLINGSWOOD BORO.	2		644,971			604,580	22,612		644,971	627,192
1202	CRANBURY TWP.	1	130,000	109,557			47,581			239,557	47,581
2003	CRANFORD TWP.	9	15,894	1,153,180			894,165	117,722	61,500	1,169,074	1,073,387
0208	CRESSKILL BORO.	9	91,860	238,184			244,260	50,602		330,044	294,862
1310	DEAL BORO.	2	65,812	443,418			378,812	82,093		509,231	460,906
1408	DENVILLE TWP.	1	260,850	941,304			1,081,191	111,658		1,202,154	1,192,850
1408	DENVILLE TWP.	2		1,360,778			869,314	176,660	130,000	1,360,778	1,175,974
1409	DOVER TOWN	1	135,418	1,288,405			1,096,521	246,535	10,000	1,423,823	1,353,056
1409	DOVER TOWN	8	1,600	105,935			103,153			107,535	103,153
*** 1507	DOVER TWP.	0	229,800	999,193			974,654	50,050	155,516	1,228,993	1,180,220

* Solid Waste

** Sewer #2

*** Golf

Table 12: FINANCES OF MUNICIPALLY OPERATED UTILITIES

MUNI CODE	MUNI NAME	TYPE	SURPLUS ANTICIP	OPERATING INCOME	FROM PROP TAXES	SURPLUS TO MUNI	OPERATING COSTS	DEBT SERVICE	CAPITAL IMPROVE	TOTAL REVENUE	TOTAL EXPEND
1508	EAGLESWOOD TWP.	2	35,000	219,177		12,000	213,852	24,233	100	254,177	250,185
1204	EAST BRUNSWICK TWP.	1		5,739,520			3,781,611	1,462,119		5,739,520	5,243,730
1204	EAST BRUNSWICK TWP.	8	889,750	1,091,501			373,200	1,341,550	200,000	1,981,251	1,914,750
1204	EAST BRUNSWICK TWP.	9	68,317	66,612			133,657			134,929	133,657
0803	EAST GREENWICH TWP.	1	100,825	297,770			128,200	91,625	182,000	398,596	401,825
0803	EAST GREENWICH TWP.	2		520,794		35,000	87,400	197,347	20,000	520,794	339,747
1410	EAST HANOVER TWP.	1	37,000	945,506			497,000	245,909	40,000	982,506	782,909
1410	EAST HANOVER TWP.	9		71,965	85,112		91,600	67,455		157,077	159,055
0902	EAST NEWARK BORO.	1	3,000	106,625			116,746		25,000	109,625	141,746
0705	EAST ORANGE CITY	1	800,000	12,804,928			11,505,000	348,640	500,000	13,604,928	12,353,640
0212	EAST RUTHERFORD BORO.	2		603,216			325,000			603,216	325,000
1205	EDISON TWP.	1		2,245,043	503,579		2,849,177	88,525	76,250	2,748,623	3,013,953
1205	EDISON TWP.	2		2,226,318	630,747		3,119,380	264,132	134,250	2,857,065	3,517,763
0107	EGG HARBOR CITY	5	167,000	1,101,105			565,044	558,689		1,268,105	1,123,733
2004	ELIZABETH CITY	1	2,741,474	7,107,327		1,000,000	8,151,474		351,514	9,848,801	9,502,988
2004	ELIZABETH CITY	2	1,699,576	12,099,847			8,941,061	2,745,823	997,143	13,799,424	12,684,027
1702	ELMER BORO.	1	50,565	163,087			110,165	73,659	12,000	213,652	195,824
0211	ELMWOOD PARK BORO.	1	110,000	1,203,709			1,232,916	106,084		1,313,709	1,339,000
1312	ENGLISHTOWN BORO.	1	15,611	223,791			131,814	67,560	15,000	239,402	214,374
1312	ENGLISHTOWN BORO.	2	15,000	241,205	21,660		216,760	39,741	2,000	277,865	258,501
0706	ESSEX FELS TWP.	1	57,791	1,586,947			1,283,691		100,000	1,644,738	1,383,691
* 0313	EVESHAM TWP.	0		946,892			852,409	37,162	25,000	946,892	914,571
0217	FAIR LAWN BORO.	1	150,000	3,116,262			2,809,033	480,375		3,266,262	3,289,408
0707	FAIRFIELD TWP.	1	320,994	797,695		250,000	719,483	23,575	14,000	1,118,690	1,007,058
0707	FAIRFIELD TWP.	2	20,000	1,457,310			1,308,073	168,135	7,500	1,477,310	1,483,708
0707	FAIRFIELD TWP.	9	16,411	184,635			108,100	85,306		201,046	193,406
1314	FARMINGDALE BORO.	1	29,366	161,716			176,830	14,570	420,000	191,082	611,401
1314	FARMINGDALE BORO.	2		404,133			307,920	93,360		404,133	401,280
0314	FIELDSBORO BORO.	5	8,000	132,816			145,081			140,816	145,081
1009	FLEMINGTON BORO.	1	82,500	263,847			273,500		42,000	346,347	315,500
1009	FLEMINGTON BORO.	2		1,786,661			1,486,620		500,000	1,786,661	1,986,620
0315	FLORENCE TWP.	5		2,449,367			1,273,439	758,215	105,000	2,449,367	2,136,654
1411	FLORHAM PARK BORO.	1		692,854			465,300		120,000	692,854	585,300
1411	FLORHAM PARK BORO.	9	5,000	116,439			92,598	13,277		121,439	105,875
1906	FRANKLIN BORO.	5	262,229	1,546,697			285,700	612,297	29,970	1,808,926	927,967
1808	FRANKLIN TWP.	1	1,139,462	5,562,671			4,346,813	1,352,287	595,000	6,702,133	6,294,100
1315	FREEHOLD BORO.	5	372,336	4,014,667			3,481,517	337,894	20,000	4,387,003	3,839,411
1316	FREEHOLD TWP.	5	1,890,000	6,964,940			5,473,770	1,788,547	642,600	8,854,940	7,904,917
1011	FRENCHTOWN BORO.	2	65,000	335,144		77,000	201,298	55,797		400,144	334,096
0111	GALLOWAY TWP.	2	215,000	2,175,576			1,219,051	813,156	42,737	2,390,576	2,074,944
0221	GARFIELD CITY	1	40,000	1,587,442			1,433,725	135,874		1,627,442	1,569,600
0413	GIBBSBORO BORO.	2	212,580	135,813			50,500	215,765	2,500	348,393	268,765
0806	GLASSBORO BORO.	5	183,994	2,715,636			2,406,641	265,984	102,500	2,899,630	2,775,125
** 1012	GLEN GARDNER BORO.	0	8,000	182,257			180,100		10,000	190,257	190,100
1012	GLEN GARDNER BORO.	1	49,877	127,973			113,900	40,221	25,000	177,851	179,121
0708	GLEN RIDGE BORO. TWP.	1		658,093			586,000		10,000	658,093	596,000
0414	GLOUCESTER CITY CITY	1	38,115	1,139,738	319		868,053	290,591	24,222	1,178,173	1,182,868
0414	GLOUCESTER CITY CITY	2	188,481	703,459			719,047	21,759	71,000	891,941	811,806
*** 1809	GREEN BROOK TWP.	0	48,900	162,907	213		105,484	104,919		211,107	210,403
1809	GREEN BROOK TWP.	2	247,248	188,863			311,248		121,000	436,111	432,248
0807	GREENWICH TWP.	1	131,441	426,740			281,808	153,132	93,500	558,181	528,441
0223	HACKENSACK CITY	8		992,018			409,800	393,297	7,500	992,018	810,597

* Golf

** Sanitation

*** Sewer #2

Table 12: FINANCES OF MUNICIPALLY OPERATED UTILITIES

MUNI CODE	MUNI NAME	TYPE	SURPLUS ANTICIP	OPERATING INCOME	FROM PROP TAXES	SURPLUS TO MUNI	OPERATING COSTS	DEBT SERVICE	CAPITAL IMPROVE	TOTAL REVENUE	TOTAL EXPEND
0416	HADDON TWP.	5	73,365	1,520,040	16,000		1,077,760	348,172	35,000	1,609,405	1,460,932
0417	HADDONFIELD BORO.	5	50,000	1,670,722			1,212,077	373,335	40,000	1,720,722	1,625,412
1603	HALEDON BORO.	1	69,450	921,736			825,000	104,220	6,000	991,186	935,220
1909	HAMBURG BORO.	5	119,000	834,794			668,130	251,000	10,500	953,794	929,630
1103	HAMILTON TWP.	2	900,000	10,279,618			6,402,667	3,353,178	120,000	11,179,618	9,875,845
0113	HAMMONTON TOWN	1		1,001,608			610,294	402,387		1,001,608	1,012,682
0113	HAMMONTON TOWN	2	127,000	908,515			674,234	371,344		1,035,515	1,045,578
1013	HAMPTON BORO.	1	2,700	165,650			97,310	61,679		168,350	158,990
1412	HANOVER TWP.	9	20,000	173,418			127,560	66,596	6,740	193,418	200,896
1413	HARDING TWP.	2	142,461				136,100		3,000	142,461	139,100
0904	HARRISON TOWN	1		1,116,244			1,090,000		5,000	1,116,244	1,095,000
0808	HARRISON TWP.	2	111,300	635,348			304,785	87,178	110,014	746,648	501,978
1509	HARVEY CEDARS BORO.	5	32,900	544,959			411,800	126,100	30,000	577,859	567,900
1604	HAWTHORNE BORO.	1	145,000	1,631,591			1,232,606	344,380	40,000	1,776,591	1,616,986
1339	HAZLET TWP.	9	79,800	403,562			400,250	39,500	1,050	483,362	440,800
1206	HELMETTA BORO.	1	26,883	184,184			113,430	73,453		211,067	186,883
1206	HELMETTA BORO.	2	65,852	208,720			203,085	58,119		274,572	261,204
* 1014	HIGH BRIDGE BORO.	0	2,136	316,798			319,180		10,000	318,934	329,180
1014	HIGH BRIDGE BORO.	1		382,085			206,227	150,257	33,178	382,085	389,663
1014	HIGH BRIDGE BORO.	2	133,463	629,871			567,455	140,579	4,260	763,335	712,294
1207	HIGHLAND PARK BORO.	5	150,000	2,043,636			1,693,888	146,229	18,000	2,193,636	1,858,117
1317	HIGHLANDS BORO.	5	115,902	2,174,065			1,700,114	425,011	5,000	2,289,967	2,130,125
1104	HIGHTSTOWN BORO.	5	275,000	2,175,120			1,492,000	257,097	53,000	2,450,120	1,802,097
0227	HILLSDALE BORO.	9		361,794	3,863		164,360	153,092	50,000	365,657	367,452
2007	HILLSIDE TWP.	9	8,300	118,914			116,123	13,177		127,214	129,300
0905	HOBOKEN CITY	1	368,876	3,598,622			4,259,961	104,235		3,967,498	4,364,196
0905	HOBOKEN CITY	2	158,284	456,985			5,000	428,772		615,269	433,772
0228	HOHOKUS BORO.	1	79,500	444,392			386,780	61,281	18,900	523,892	466,961
1015	HOLLAND TWP.	2	94,000	139,746			180,955	34,501	9,045	233,746	224,501
1318	HOLMDEL TWP.	2	440,000	596,419			728,103	105,321	115,000	1,036,419	948,425
1318	HOLMDEL TWP.	9	375,150	392,393			665,150			767,543	665,150
1105	HOPEWELL BORO.	1	20,000	279,041			183,500	24,703	10,000	299,041	218,203
0607	HOPEWELL TWP.	2		36,855			31,000			36,855	31,000
1106	HOPEWELL TWP.	5		144,926			120,800	21,474		144,926	142,274
1319	HOWELL TWP.	1	427,802	4,479,018			1,599,268	2,684,785	7,500	4,906,820	4,291,553
1319	HOWELL TWP.	2	316,994	4,283,420			2,595,212	757,247	15,000	4,600,414	3,367,459
** 0900	HUDSON COUNTY	0	1,143,525	4,010,302			1,283,600	3,600,884		5,153,827	4,884,484
1510	ISLAND HEIGHTS BORO.	5	28,448	414,062			342,928	102,118		442,511	445,046
1208	JAMESBURG BORO.	2	100,000	353,304			550,309			453,304	550,309
1414	JEFFERSON TWP.	1	263,640	758,271			559,029	386,271	20,000	1,021,911	965,300
1414	JEFFERSON TWP.	2	7,248	336,323			375,723	70,466		343,571	446,189
0906	JERSEY CITY CITY	1	735,064	22,708,484			21,079,399	7,849,729		23,443,548	28,929,128
0906	JERSEY CITY CITY	9		69,985	199,331		329,774			269,316	329,774
1321	KEANSBURG BORO.	5		30,850				30,733		30,850	30,733
0907	KEARNY TOWN	1	282,272	2,721,905			2,700,523	410,484		3,004,177	3,111,007
1322	KEYPORT BORO.	5		2,417,414			2,061,771	218,442		2,417,414	2,280,214
1415	KINNELON BORO.	1	20,000	110,699			122,000			130,699	122,000
1415	KINNELON BORO.	2	33,000	129,997			177,000			162,997	177,000
1513	LAKEHURST BORO.	5	25,000	605,693			516,765	47,345	16,285	630,693	580,396
1515	LAVALLETTE BORO.	1	142,294	555,020			302,630	258,561	40,000	697,314	601,191
1515	LAVALLETTE BORO.	2	16,500	1,035,705			878,543	10,000		1,052,205	888,543
1515	LAVALLETTE BORO.	7	323,780	1,408,330			1,515,780		35,000	1,732,110	1,550,780

* Sanitation

** Affordable Housing

Table 12: FINANCES OF MUNICIPALLY OPERATED UTILITIES

MUNI CODE	MUNI NAME	TYPE	SURPLUS ANTICIP	OPERATING INCOME	FROM PROP TAXES	SURPLUS TO MUNI	OPERATING COSTS	DEBT SERVICE	CAPITAL IMPROVE	TOTAL REVENUE	TOTAL EXPEND
0421	LAWNSIDE BORO.	2	101,940	151,918			165,590	26,341	60,000	253,858	251,931
0229	LEONIA BORO.	9	45,303	233,281			172,149	58,154	10,000	278,584	240,303
1416	LINCOLN PARK BORO.	1	76,400	1,165,865			1,003,496	164,437	2,000	1,242,265	1,169,933
0710	LIVINGSTON TWP.	1		2,228,952	446,512		3,183,150	121,244	62,692	2,675,465	3,367,087
0710	LIVINGSTON TWP.	9	67,799	280,451			298,341	26,391	10,000	348,250	334,732
0231	LODI BORO.	1		1,953,480		400,000	1,189,500	165,000		1,953,480	1,754,500
1517	LONG BEACH TWP.	5	860,000	4,443,822			3,975,000	841,565	80,000	5,303,822	4,896,565
0115	LONGPORT BORO.	5		608,007			556,096	2,944		608,007	559,040
2115	LOPATCONG TWP.	2	100,000	892,680			849,050		100,000	992,680	949,050
0232	LYNDHURST TWP.	1	30,400	1,379,837			1,434,900	68,116	10,000	1,410,237	1,513,016
1417	MADISON BORO.	1	217,846	1,482,371			798,229	134,211	449,000	1,700,217	1,381,440
1417	MADISON BORO.	7		13,952,971		1,200,000	10,273,911	23,726	777,400	13,952,971	12,275,037
0423	MAGNOLIA BORO.	2		232,502			186,680		6,000	232,502	192,680
0233	MAHWAH TWP.	1	318,486	1,948,259			1,405,828	346,657	126,000	2,266,745	1,878,486
0233	MAHWAH TWP.	2	690,211	3,169,850			2,751,146	435,065	282,000	3,860,061	3,468,211
1326	MANALAPAN TWP.	1	8,000	69,549			56,153	25,260		77,549	81,413
1327	MANASQUAN BORO.	4	10,462	816,319			776,187			826,782	776,187
1327	MANASQUAN BORO.	5	5,373	1,771,459			1,581,156	143,437	32,250	1,776,833	1,756,843
1811	MANVILLE BORO.	5	120,000	2,372,353		451,453	1,885,476	38,653	50,000	2,492,353	2,425,583
0319	MAPLE SHADE TWP.	5	4,500	4,820,929	300,000		3,729,890	1,740,400	25,000	5,125,429	5,495,290
0711	MAPLEWOOD TWP.	9	150,000	417,167			375,000		150,000	567,167	525,000
0116	MARGATE CITY CITY	5	200,000	2,215,734			2,160,550			2,415,734	2,160,550
1328	MARLBORO TWP.	9	61,181	484,939			455,131	58,812		546,120	513,943
1329	MATAWAN BORO.	5	315,000	3,238,639			2,593,566	527,404	100,000	3,553,639	3,220,970
0234	MAYWOOD BORO.	9	12,352	188,705			186,783	450		201,057	187,233
0321	MEDFORD LAKES BORO.	2	185,000	834,420			446,626	427,015		1,019,420	873,641
0320	MEDFORD TWP.	5	463,409	3,548,376			2,007,094	1,544,497	119,883	4,011,785	3,671,474
1418	MENDHAM BORO.	1	65,200	33,420			65,200	32,850		98,620	98,050
1418	MENDHAM BORO.	2		3,241,084			708,902	2,084,097	77,000	3,241,084	2,869,999
1210	METUCHEN BORO.	9	15,000	268,140			217,812	60,895		283,140	278,707
0506	MIDDLE TWP.	2		1,286,299	56,079		1,029,124	477,096	5,000	1,342,379	1,511,220
1211	MIDDLESEX BORO.	9	55,300	177,293			197,000	17,300		232,593	214,300
1200	MIDDLESEX COUNTY	8	1,427,400	580,218			1,127,700			2,007,618	1,127,700
1020	MILFORD BORO.	1	1,549	104,064			100,441		11,256	105,613	111,697
1020	MILFORD BORO.	2	72,700	321,063			258,100	54,300	102,100	393,763	414,500
1212	MILLTOWN BORO.	5	50,000	1,412,874			1,111,980	148,335	35,200	1,462,874	1,295,515
1212	MILLTOWN BORO.	7	49,209	3,064,113			2,697,370	46,839	20,000	3,113,322	2,764,209
0610	MILLVILLE CITY	1	355,000	2,229,555			1,587,013	273,011	273,000	2,584,555	2,133,025
0610	MILLVILLE CITY	2	480,000	3,787,083			2,860,129	353,001	273,000	4,267,083	3,486,131
0610	MILLVILLE CITY	3		760,234	417,386		714,475	358,644	104,500	1,177,620	1,177,620
1420	MINE HILL TWP.	1		360,571			296,277	43,140	1,000	360,571	340,417
* 1300	MONMOUTH COUNTY	0	11,900,522	29,894,517			23,235,141	9,463,843		41,795,039	32,698,984
0713	MONTCLAIR TWP.	1	100,000	3,957,326			2,698,414	714,271	170,500	4,057,326	3,583,186
1813	MONTGOMERY TWP.	2	39,158	1,012,160			1,101,783		30,100	1,051,318	1,131,883
0237	MOONACHIE BORO.	2		1,218,686			955,470		12,500	1,218,686	967,970
0322	MOORESTOWN TWP.	5	941,467	4,032,753			3,304,464	1,358,422	162,000	4,974,220	4,824,886
1423	MORRIS PLAINS BORO.	9	20,000	82,755			83,424			102,755	83,424
1422	MORRIS TWP.	2	517,555	7,126,666			3,426,518	3,451,572	36,000	7,644,222	6,914,090
1422	MORRIS TWP.	8	1,333	31,369			24,550	7,783		32,702	32,333
1422	MORRIS TWP.	9	56,732	390,989			293,050	175,427		447,722	468,477
1424	MORRISTOWN TOWN	3		69,352		64,000	5,351			69,352	69,351
1424	MORRISTOWN TOWN	8		492,848				492,848		492,848	492,848
0425	MOUNT EPHRAIM BORO.	1	100,000	481,980			500,000			581,980	500,000
** 1425	MOUNTAIN LAKES BORO.	0		7,459			65,674			7,459	65,674

* Reclamation Center

** Solid Waste

Table 12: FINANCES OF MUNICIPALLY OPERATED UTILITIES

MUNI CODE	MUNI NAME	TYPE	SURPLUS ANTICIP	OPERATING INCOME	FROM PROP TAXES	SURPLUS TO MUNI	OPERATING COSTS	DEBT SERVICE	CAPITAL IMPROVE	TOTAL REVENUE	TOTAL EXPEND
1425	MOUNTAIN LAKES BORO.	1	40,000	371,645			294,473	38,859	9,895	411,645	343,227
1425	MOUNTAIN LAKES BORO.	2	59,206	357,577			300,206			416,783	300,206
2010	MOUNTAINSIDE BORO.	9	30,000	158,840			139,652		19,420	188,840	159,072
0812	NATIONAL PARK BORO.	1	19,225	126,331			105,058	13,279	8,400	145,556	126,738
1335	NEPTUNE CITY BORO.	2	48,000	604,878			638,000			652,878	638,000
1334	NEPTUNE TWP.	2	167,099	2,995,510			2,556,850	165,041	50,000	3,162,609	2,771,891
1428	NETCONG BORO.	1	35,000	307,705			210,350	34,181	10,000	342,705	254,531
1428	NETCONG BORO.	2	130,000	567,337			756,346	58,653		697,337	814,999
1214	NEW BRUNSWICK CITY	1	868,200	6,955,124			3,986,890	2,742,614	973,000	7,823,324	7,702,504
1214	NEW BRUNSWICK CITY	2	139,816	4,018,836			3,184,275	573,358	223,150	4,158,652	3,980,783
0714	NEWARK CITY	1	9,289,643	37,282,876			32,894,898	5,416,851	3,532,021	46,572,520	41,843,771
0813	NEWFIELD BORO.	1	40,000	139,726			142,210		25,000	179,726	167,210
1915	NEWTON TOWN	5	192,000	2,296,238			1,438,128	1,092,950	15,000	2,488,238	2,546,078
0239	NORTH ARLINGTON BORO.	1	100,000	1,187,215			1,070,363	64,412	25,000	1,287,215	1,159,776
0908	NORTH BERGEN TWP.	9	30,656	231,032			177,000	54,272	10,000	261,688	241,272
1215	NORTH BRUNSWICK TWP.	1		3,984,538			3,450,633	950,367		3,984,538	4,401,000
1215	NORTH BRUNSWICK TWP.	2		3,361,288		500,000	2,792,915	551,585		3,361,288	3,844,500
0715	NORTH CALDWELL TWP.	1	59,000	820,944			686,590	122,700	3,500	879,944	812,790
0715	NORTH CALDWELL TWP.	9		141,069		30,000	68,600	13,758	30,000	141,069	142,358
1814	NORTH PLAINFIELD BORO	2	173,105	1,000,828			1,206,179	55,205		1,173,933	1,261,385
0716	NUTLEY TWP.	1	148,544	2,093,012			2,131,893		1,000	2,241,556	2,132,893
0242	OAKLAND BORO.	1	258,334	972,681			816,394	315,563	65,000	1,231,015	1,196,957
0242	OAKLAND BORO.	2		202,818	37,000		240,000			239,818	240,000
0508	OCEAN CITY CITY	2		13,527	3,231		300	16,458		16,758	16,758
1521	OCEAN GATE BORO.	1	12,000	137,623			79,874	60,625	5,500	149,623	146,000
1521	OCEAN GATE BORO.	2	145,093	241,529			326,270	88,665		386,622	414,935
1916	OGDENSBURG BORO.	1		672,440			36,194,564	83,361	365,000	672,440	36,642,926
* 1209	OLD BRIDGE TWP.	0	13,500	157,708			172,499			171,208	172,499
** 1209	OLD BRIDGE TWP.	0		1,600,922	395,515		1,834,714			1,996,437	1,834,714
1706	OLDMANS TWP.	1		11,280	3,483		12,381	1,668	1,000	14,763	15,049
0717	ORANGE CITY TWP.	1		2,979,621		200,000	1,901,244	392,405		2,979,621	2,493,649
2117	OXFORD TWP.	2	250,000	792,436			638,577	95,722	35,000	1,042,436	769,299
0245	PALISADES PARK BORO.	9	16,000	492,896			506,980	154,720	45,000	508,896	706,700
0327	PALMYRA BORO.	2	192,920	1,021,541			643,223	437,950		1,214,461	1,081,174
*** 1429	PAR-TROY HILLS TWP.	0	9,200	2,744,112	6,212		1,902,114	673,879		2,753,312	2,575,993
1429	PAR-TROY HILLS TWP.	1	411,000	3,779,467			2,935,209	1,133,538	38,000	4,190,467	4,106,747
1429	PAR-TROY HILLS TWP.	2		11,620,009			6,724,208	4,071,175	70,000	11,620,009	10,865,383
**** 0246	PARAMUS BORO.	0	176,224	1,423,277			817,765	321,099	336,700	1,599,501	1,475,564
0246	PARAMUS BORO.	2		3,530,581			2,953,861	510,670	10,358	3,530,581	3,474,890
0246	PARAMUS BORO.	9	10,088	328,553			261,388	41,338	20,000	338,641	322,726
0247	PARK RIDGE BORO.	1	500,603	1,976,153			1,468,386	332,308	289,450	2,476,756	2,090,144
0247	PARK RIDGE BORO.	7	605,542	5,292,080		100,000	4,946,507	123,535	360,500	5,897,622	5,530,542
0247	PARK RIDGE BORO.	9	34,110	148,307			117,549	41,561	4,500	182,417	163,610
1430	PASSAIC TWP.	8		32,692			8,000			32,692	8,000
0814	PAULSBORO BORO.	5	127,029	918,102			862,253	91,660	40,000	1,045,131	993,914
1815	PEAPACK GLADSTONE BOR	2	141,803	701,813			284,827	351,676	20,000	843,617	656,503
0328	PEMBERTON BORO.	5		295,948			276,000	25,946	15,000	295,948	316,946
0328	PEMBERTON BORO.	7	4,000	626,367			614,000		32,000	630,367	646,000
0329	PEMBERTON TWP.	1	490,048	753,094			725,054	248,711	233,750	1,243,142	1,207,515
0329	PEMBERTON TWP.	2		577,426			1,786	570,821		577,426	572,607
1108	PENNINGTON BORO.	5	47,000	461,398			443,360	25,983		508,398	469,344

* Arena/Recreation

** Solid Waste

*** Golf/Recreation

**** Golf Course

Table 12: FINANCES OF MUNICIPALLY OPERATED UTILITIES

MUNI CODE	MUNI NAME	TYPE	SURPLUS ANTICIP	OPERATING INCOME	FROM PROP TAXES	SURPLUS TO MUNI	OPERATING COSTS	DEBT SERVICE	CAPITAL IMPROVE	TOTAL REVENUE	TOTAL EXPEND
* 0427	PENNSAUKEN TWP.	0	75,000	1,164,883			982,692	210,280	29,000	1,239,883	1,221,972
1708	PENNSVILLE TWP.	1	30,000	1,332,779			1,092,380		100,000	1,362,779	1,192,380
** 1431	PEQUANNOCK TWP.	0		1,353,754			1,267,349			1,353,754	1,267,349
1431	PEQUANNOCK TWP.	1	110,000	1,124,524			610,405	336,595	57,000	1,234,524	1,004,000
1431	PEQUANNOCK TWP.	2	148,000	694,636			619,717	10,083	28,200	842,636	658,000
1216	PERTH AMBOY CITY	1		6,086,258		666,442	3,993,300	957,000	10,000	6,086,258	5,626,742
1216	PERTH AMBOY CITY	2		4,042,952			3,981,300	710,008	10,000	4,042,952	4,701,308
2119	PHILLIPSBURG TOWN	2	1,525,370	3,609,750			2,698,298	1,869,762	40,000	5,135,120	4,608,060
1522	PINE BEACH BORO.	1	35,985	166,672			116,369	29,531	30,000	202,657	175,901
1522	PINE BEACH BORO.	2	140,000	267,523			251,634	56,651	45,000	407,523	353,285
*** 1217	PISCATAWAY TWP.	0		680,644			442,519	125,851		680,644	568,370
1217	PISCATAWAY TWP.	2	350,000	4,898,220			3,835,250	845,035		5,248,220	4,680,285
0815	PITMAN BORO.	5	99,157	1,112,857			1,044,981		97,000	1,212,015	1,141,981
2012	PLAINFIELD CITY	2	525,000	2,860,068			2,750,318			3,385,068	2,750,318
0119	PLEASANTVILLE CITY	2	828,076	2,594,207		700,000	1,461,779	459,579	5,000	3,422,283	2,626,358
2120	POHATCONG TWP.	2	76,511	533,218			531,464		10,000	609,729	541,464
1524	POINT PLEASANT BORO.	5	700,000	4,658,263			3,561,105	1,164,216	20,000	5,358,263	4,745,321
**** 1109	PRINCETON BORO.	0		385,203			299,203			385,203	299,203
**** 1110	PRINCETON TWP.	0	75,608	1,274,384			97,400	1,186,200	251,000	1,349,992	1,534,600
1525	PT PLEASANT BEACH BOR	5	400,000	2,100,585			1,959,751	282,000	18,000	2,500,585	2,259,751
2013	RAHWAY CITY	1		3,674,466			2,885,451	556,212	15,000	3,674,466	3,456,663
0248	RAMSEY BORO.	5	408,490	3,792,874			3,146,395	98,095	685,000	4,201,364	3,929,490
0248	RAMSEY BORO.	9	36,000	180,551			192,500			216,551	192,500
1022	READINGTON TWP.	2	18,261	840,705			742,115	132,396		858,966	874,511
1340	RED BANK BORO.	5		3,790,512			3,406,588	325,592	10,900	3,790,512	3,743,080
1340	RED BANK BORO.	8		459,829			166,360	240,201	40,000	459,829	446,561
0249	RIDGEFIELD BORO.	9	18,555	202,736			151,934	35,873	15,000	221,291	202,807
0250	RIDGEFIELD PK VILLAGE	9		115,426			99,150		150	115,426	99,300
0251	RIDGEWOOD VILLAGE	1	379,841	5,167,247			4,186,475	684,939	243,066	5,547,089	5,114,480
0251	RIDGEWOOD VILLAGE	8	33,431	477,400			458,831		20,000	510,831	478,831
1611	RINGWOOD BORO.	1	78,000	802,925			501,227	285,185	50,000	880,925	836,412
1433	RIVERDALE BORO.	1		192,530			147,600	1,000	4,400	192,530	153,000
1433	RIVERDALE BORO.	2	20,000	130,225			151,705			150,225	151,705
1434	ROCKAWAY BORO.	1	140,000	1,097,400			949,029	167,312	178,200	1,237,400	1,294,541
1435	ROCKAWAY TWP.	1	1,200,000	1,564,775		800,000	1,181,839	175,716	185,000	2,764,775	2,342,555
1817	ROCKY HILL BORO.	5	5,480	161,406			145,834	11,023		166,886	156,858
1341	ROOSEVELT BORO.	5	611,724				293,532	205,647	50,000	611,724	549,179
0718	ROSELAND BORO.	1	69,406	791,812			666,669	193,140	5,000	861,218	864,809
0718	ROSELAND BORO.	2	22,329	805,499			727,520	56,008	1,000	827,828	784,528
2015	ROSELLE PARK BORO.	2	15,000	598,067			592,669			613,067	592,669
1436	ROXBURY TWP.	1	99,710	842,216			370,563	267,239		941,926	637,802
1436	ROXBURY TWP.	2	251,292	5,050,894			1,968,848	2,461,245		5,302,186	4,430,093
0257	SADDLE BROOK TWP.	1	297,000	1,547,541			1,727,078			1,844,541	1,727,078
1712	SALEM CITY	5	348,000	1,901,585			1,322,727	644,645	300,000	2,249,585	2,267,373
1219	SAYREVILLE BORO.	1	690,000	3,784,773			3,366,460	583,685	450,753	4,474,773	4,400,898
1344	SEA GIRT BORO.	4	29,590	373,383			366,507	20,610	1,000	402,973	388,117
1344	SEA GIRT BORO.	5		615,183			489,023	89,293	2,000	615,183	580,316
0509	SEA ISLE CITY CITY	5	200,563	3,781,286			3,239,498	683,138	40,000	3,981,849	3,962,637
1526	SEASIDE HEIGHTS BORO.	5	197,500	2,072,209			1,897,750	391,080	80,000	2,269,709	2,368,830
1526	SEASIDE HEIGHTS BORO.	7	213,950	3,140,632			3,004,250	27,100		3,354,582	3,031,350
1527	SEASIDE PARK BORO.	5	34,150	1,164,446			1,177,250	174,384	30,000	1,198,596	1,381,634

* Arena/Recreation

** Solid Waste

*** Senior Citizen Housing

**** Affordable Housing

Table 12: FINANCES OF MUNICIPALLY OPERATED UTILITIES

MUNI CODE	MUNI NAME	TYPE	SURPLUS ANTICIP	OPERATING INCOME	FROM PROP TAXES	SURPLUS TO MUNI	OPERATING COSTS	DEBT SERVICE	CAPITAL IMPROVE	TOTAL REVENUE	TOTAL EXPEND
0909	SECAUCUS TOWN	9		222,478	84,036		306,515			306,515	306,515
1528	SHIP BOTTOM BORO.	5	238,000	612,463			672,050		80,950	850,463	753,000
0431	SOMERDALE BORO.	2		264,582			202,830	30,169		264,582	233,000
1818	SOMERVILLE BORO.	2	50,000	2,013,635			1,851,950	57,000	110,000	2,063,635	2,018,950
1220	SOUTH AMBOY CITY	1		641,277	121,059		851,607	19,611	5,000	762,337	876,218
1347	SOUTH BELMAR BORO.	5	280,000	715,115		133,000	643,800		65,000	995,115	841,800
1221	SOUTH BRUNSWICK TWP.	5	2,000,000	11,182,377			10,419,603	2,516,364		13,182,377	12,935,967
0719	SOUTH ORANGE VILL TWP	1	264,743	2,312,908			1,981,671	335,461	80,000	2,577,651	2,397,132
1222	SOUTH PLAINFIELD BORO	2		1,340,126			1,130,241	71,558		1,340,126	1,201,800
1222	SOUTH PLAINFIELD BORO	9	22,772	152,329			80,050	13,250	22,000	175,101	115,300
1223	SOUTH RIVER BORO.	1	247,900	1,239,683			1,071,350	384,708	7,000	1,487,583	1,463,058
1223	SOUTH RIVER BORO.	2	16,000	132,832			130,132	7,621	11,000	148,832	148,753
1223	SOUTH RIVER BORO.	7	233,219	4,722,695			4,454,719	144,120	37,000	4,955,914	4,635,839
1918	SPARTA TWP.	1	135,000	1,229,389			967,440	198,817	37,200	1,364,389	1,203,457
1918	SPARTA TWP.	2		169,047			81,713	69,745	5,000	169,047	156,458
1224	SPOTSWOOD BORO.	5	50,891	1,243,424			832,751	178,140	10,000	1,294,315	1,020,891
1348	SPRING LAKE BORO.	4	70,960	861,034			762,096	10,279	54,542	931,995	826,918
1348	SPRING LAKE BORO.	5	75,731	1,321,595			1,301,802	61,304	10,000	1,397,327	1,373,107
1349	SPRING LAKE HGTS BORO	5	300,000	1,749,886			1,455,760	64,739	170,000	2,049,886	1,690,499
2017	SPRINGFIELD TWP.	9	72,680	246,649			262,200	49,180		319,329	311,380
1919	STANHOPE BORO.	1	34,956	313,977			192,249	126,783	10,000	348,933	329,032
1919	STANHOPE BORO.	2	122,954	988,278			890,481	190,790	10,000	1,111,232	1,091,271
1023	STOCKTON BORO.	1	15,900	36,989			28,900		22,000	52,889	50,900
1023	STOCKTON BORO.	2	12,000	175,998			126,620	34,995	10,000	187,998	171,615
0510	STONE HARBOR BORO.	5		1,881,526			1,458,000	126,552	21,000	1,881,526	1,605,552
2018	SUMMIT CITY	2	400,000	1,944,074			1,746,117	437,007	75,000	2,344,074	2,258,125
1531	SURF CITY BORO.	5	309,000	1,017,848			1,037,360	89,789	15,000	1,326,848	1,142,149
1921	SUSSEX BORO.	5	11,544	804,044			463,795	219,049	25,000	815,588	707,844
0817	SWEDESBO RO.	5		673,966			404,913	138,101	117,000	673,966	660,015
1024	TEWKSBURY TWP.	2	1,979	137,204	598		123,936	20,642		139,782	144,578
* 1336	TINTON FALLS BORO.	0	207,445	609,248			681,745	35,328		816,693	717,073
1336	TINTON FALLS BORO.	2	422,033	1,186,448			1,206,383	289,988	25,000	1,608,481	1,521,371
1612	TOTOWA BORO.	1	167,693	1,115,271			1,152,808	27,950	3,375	1,282,964	1,184,133
1612	TOTOWA BORO.	9	394	48,235	3,321		43,375	7,175	1,400	51,950	51,950
1111	TRENTON CITY	1	539,712	18,303,839		701,517	11,807,793	4,155,206	405,623	18,843,551	17,070,139
1111	TRENTON CITY	2	2,000,000	11,204,588		2,846,443	4,845,999	1,750,166	76,895	13,204,588	9,519,503
1111	TRENTON CITY	8	137,000	1,403,863		550,000	425,116	266,774		1,540,863	1,241,890
1532	TUCKERTON BORO.	1	54,500	383,712			249,159	137,384		438,212	386,543
1532	TUCKERTON BORO.	2	161,054	695,048			543,413	131,363		856,102	674,776
1350	UNION BEACH BORO.	1	258,094				330,594			258,094	330,594
2019	UNION TWP.	2	200,000	4,294,118		246,338	3,551,900			4,494,118	3,798,238
0613	UPPER DEERFIELD TWP.	5	194,204	1,077,997			891,389	84,352		1,272,201	975,741
0122	VENTNOR CITY	5	175,000	2,487,214			2,263,533	403,336	63,700	2,662,214	2,730,570
0720	VERONA TWP.	1	141,515	1,946,833			1,108,456	650,024	10,000	2,088,348	1,768,480
0720	VERONA TWP.	2	777,345	2,564,493			1,166,230	1,678,356	5,000	3,341,838	2,849,586
0720	VERONA TWP.	9	42,512	266,185			179,888	111,095	8,000	308,697	298,983
0614	VINELAND CITY	5	591,528	3,039,594			2,356,690	656,425	503,950	3,631,122	3,517,066
0614	VINELAND CITY	7		39,543,842			33,663,245	1,166,254	3,700,000	39,543,842	38,529,500
0434	VOORHEES TWP.	2	180,000	1,456,859			660,287	1,011,053	1	1,636,859	1,671,341
0264	WALDWICK BORO.	1		786,871			658,029	31,024	21,750	786,871	710,803
1352	WALL TWP.	5		5,907,811	165,044		5,462,980	679,063	55,000	6,072,855	6,197,044
0265	WALLINGTON BORO.	1	18,520	830,481			624,555	50,282	105,000	849,001	779,837
1613	WANAQUE BORO.	1	20,000	818,455			615,740	115,200	14,000	838,455	744,940

* Southern Sewer

Table 12: FINANCES OF MUNICIPALLY OPERATED UTILITIES

MUNI CODE	MUNI NAME	TYPE	SURPLUS ANTICIP	OPERATING INCOME	FROM PROP TAXES	SURPLUS TO MUNI	OPERATING COSTS	DEBT SERVICE	CAPITAL IMPROVE	TOTAL REVENUE	TOTAL EXPEND
* 1614	WAYNE TWP.	0	35,000	431,212			394,000			466,212	394,000
1614	WAYNE TWP.	1	240,000	6,769,207			5,320,139	715,861	32,000	7,009,207	6,068,000
1614	WAYNE TWP.	2	660,000	9,594,591			4,694,869	4,124,009	727,621	10,254,591	9,546,499
0819	WENONAH BORO.	5	200,549	318,963			316,782		87,057	519,512	403,839
0721	WEST CALDWELL TWP.	1	251,170	1,297,519			1,092,590	137,580	75,000	1,548,689	1,305,170
0721	WEST CALDWELL TWP.	9	38,420	399,079			286,585	137,835	5,000	437,500	429,420
0512	WEST CAPE MAY BORO.	1	13,918	175,022			185,012			188,941	185,012
0512	WEST CAPE MAY BORO.	2		172,844			172,700	19,682		172,844	192,382
0820	WEST DEPTFORD TWP.	5		4,654,581			2,732,889	1,251,182	51,000	4,654,581	4,035,071
0912	WEST NEW YORK TOWN	9	24,500	73,702			106,785			98,202	106,785
0722	WEST ORANGE TWP.	9	88,328	162,882			225,328			251,210	225,328
1616	WEST PATERSON BORO.	1	51,350	585,844			578,550	4,400	9,500	637,194	592,450
0513	WEST WILDWOOD BORO.	5	63,000	876,074			417,067	65,047	363,000	939,074	845,114
2020	WESTFIELD TOWN	9		425,083			339,800	61,600	100	425,083	401,500
0821	WESTVILLE BORO.	1	22,000	674,763			439,655	155,397	19,000	696,763	614,053
1439	WHARTON BORO.	1	101,708	458,740			408,013	65,999	45,000	560,448	519,012
2123	WHITE TWP.	2	1,200	31,628			22,215			32,828	22,215
0514	WILDWOOD CITY	1	41,000	3,714,907			2,200,822	1,079,632	280,000	3,755,907	3,560,455
0514	WILDWOOD CITY	2	171,268	3,177,056			2,873,872	187,442	60,000	3,348,324	3,121,315
0436	WINSLOW TWP.	5	689,736	2,338,611			1,260,119	1,069,552	250,000	3,028,347	2,579,671
** 1225	WOODBRIIDGE TWP.	0		33,549			25,000			33,549	25,000
1225	WOODBRIIDGE TWP.	2	83,189	9,863,342			7,620,133	2,119,469		9,946,532	9,739,602
1225	WOODBRIIDGE TWP.	9		110,157	7,545		118,500			117,702	118,500
0822	WOODBURY CITY	5	51,700	2,577,058			2,018,700	381,907	130,000	2,628,758	2,530,607
0823	WOODBURY HEIGHTS BORO	5	155,000	661,701			658,642	114,757	35,000	816,701	808,400
1715	WOODSTOWN BORO.	1	73,787	709,616			190,787	31,236	135,000	783,403	357,023
0270	WYCKOFF TWP.	2	114,960	1,085,088			1,153,940		17,597	1,200,048	1,171,537

* Recreation

** Marina

Total 1993	103,123,010	839,219,601	3,452,647	11,191,193	703,571,892	162,514,512	34,779,654	945,795,258	912,057,251
Total 1992	98,583,224	783,217,162	3,269,610	8,000,586	712,107,931	161,725,650	34,252,452	884,759,973	909,656,338
Total 1991	78,106,662	660,403,320	7,470,618	3,938,692	526,601,036	137,034,221	24,039,221	745,980,600	691,613,411
Total 1990	123,087,696	620,789,898	4,040,813	6,219,794	503,732,431	120,884,336	36,880,500	747,918,408	667,717,063
Total 1989	91,180,779	619,209,939	1,988,911	7,472,304	487,156,365	118,995,416	42,144,715	712,379,629	655,768,800
Total 1988	78,510,324	553,240,516	2,462,736	6,812,720	457,556,686	109,978,080	36,260,716	634,213,576	610,608,102
Total 1987	64,319,565	515,063,302	2,189,574	6,451,750	397,517,491	94,523,204	32,205,249	581,572,441	530,697,694
Total 1986	63,326,132	472,775,464	1,245,889	10,319,591	360,816,116	79,979,428	21,788,416	537,347,485	472,903,555
Total 1985	49,175,037	431,306,158	2,064,481	6,323,010	333,315,233	79,752,813	25,885,390	483,087,515	445,276,446
Total 1984	38,720,592	406,797,003	2,374,489	4,820,319	315,871,663	67,597,489	22,203,117	447,892,088	410,492,589
Total 1983	33,261,336	364,243,300	3,275,784	4,294,235	286,148,618	64,623,682	13,291,535	402,859,420	368,358,074

1993 COUNTY LOCAL HEALTH SERVICES TAX (R.S. 26:3A2-19)

These property taxes are levied in each municipality which provides local health services through agreement with the County Health Department, pursuant to the Local Health Services Act of 1975 and comprise the annual operating budget of the County Health Department.

1993 COUNTY OPEN SPACE PRESERVATION TRUST FUND TAX (Ch. 30, P.L. 1989)

Taxes raised under the "County Open Space Preservation Trust Fund Tax" must be authorized by voters of each county assessing the tax, and creates a dedicated trust fund used to purchase land or water areas to be used for open space preservation. The law was approved in 1989 and was retroactive for the 2 previous years for counties that had created the program without the statutory authorization.

COUNTY LOCAL HEALTH SERVICES TAXATLANTIC COUNTY

Absecon City	\$ 88,724.58
Brigantine City	253,166.28
Buena Borough	29,068.02
Buena Vista Twp.	58,166.99
Corbin City	4,075.55
Egg Harbor City	32,966.43
Egg Harbor Twp.	321,547.03
Estell Manor Twp.	19,469.03
Folsom Boro.	17,983.23
Galloway Twp.	251,845.66
Hamilton Twp.	237,466.46
Hammonton Town	132,743.94
Linwood City	109,832.11
Longport Boro.	117,146.25
Margate City, City	288,865.75
Mullica Twp.	54,536.49
Northfield City	96,497.88
Pleasantville City	114,234.55
Port Republic City	14,502.32
Somer Point City	137,686.88
Ventnor City, City	229,504.19
Weymouth Twp.	15,952.38

ATLANTIC COUNTY TOTAL \$ 2,625,982.00

CUMBERLAND COUNTY

Bridgeton City	\$ 226,271.52
Commercial Twp.	72,744.74
Deerfield Twp.	55,338.71
Downe Twp.	38,920.23
Fairfield Twp.	73,433.57
Greenwich Twp.	22,347.75
Hopewell Twp.	94,539.61
Lawrence Twp.	54,148.58
Maurice River Twp.	80,456.09
Millville City	530,029.02
Shiloh Boro.	9,979.61
Stow Creek Twp.	32,044.17
Upper Deerfield Twp.	193,909.40

CUMBERLAND COUNTY TOTAL \$ 1,484,163.00

MONMOUTH COUNTY

Allentown Boro.	\$ 6,876.67
Asbury Park City	32,563.77
Atlantic Highland Boro.	24,056.41
Avon-by-the-Sea Boro.	17,537.08
Belmar Boro.	33,325.53
Englishtown Boro.	5,278.20
Farmingdale Boro.	5,815.46
Howell Twp.	162,066.44
Manasquan Boro.	43,229.92
Marlboro Twp.	166,589.28
Neptune Twp.	106,356.08
Neptune City Boro.	17,038.30
Oceanport Boro.	35,098.15
Roosevelt Boro.	3,316.95
South Belmar	7,889.91
Wall Twp.	142,230.85

MONMOUTH COUNTY TOTAL \$ 809,269.00

OCEAN COUNTY

Barnegat Twp.	\$ 65,488.22
Bay Head Boro.	48,672.11
Beachwood Boro.	45,185.75
Berkeley Twp.	258,878.79
Brick Twp.	524,933.07
Dover Twp.	662,261.86
Eaglewood Twp.	10,252.50
Island Heights Boro.	14,642.93
Jackson Twp.	191,814.73
Lacey Twp.	173,067.32
Lakehurst Boro.	10,372.93
Lakewood Twp.	235,135.32
Lavalette Boro.	76,214.83
Little Egg Harbor Twp.	101,208.84
Manchester Twp.	184,396.25
Mantoloking Boro.	50,396.16
Ocean Twp.	45,403.30
Ocean Gate Boro.	12,264.42
Pine Beach Boro.	14,181.81
Plumsted Twp.	32,360.64
Pt. Pleasant Boro.	153,776.75

OCEAN COUNTY (con't)

Pt. Pleasant Beach Boro.	74,940.11
Seaside Heights Boro.	31,061.59
Seaside Park Boro.	42,510.20
S. Toms River Boro.	12,668.51
Stafford Twp.	156,619.75
Tuckerton Boro.	21,090.31

OCEAN COUNTY TOTAL \$ 3,250,000.00

SUSSEX COUNTY

Andover Boro.	\$ 13,819.90
Andover Twp.	110,752.42
Branchville Boro.	29,203.48
Byram Twp.	166,129.47
Frankford Twp.	131,228.03
Franklin Boro.	75,923.23
Fredon Twp.	64,085.33
Green Twp.	64,827.28
Hamburg Boro.	43,350.29
Hampton Twp.	102,337.26
Hardyston Twp.	109,776.05
Lafayette Twp.	52,256.55
Montaque Twp.	67,106.94
Newton Town	127,656.28
Sandyston Twp.	42,581.57
Stillwater Twp.	83,933.55
Sussex Boro.	27,908.16
Walpack Twp.	1,068.09
Wantage Twp.	184,103.12

SUSSEX COUNTY TOTAL \$ 1,498,047.00

1993 COUNTY OPEN SPACE PRESERVATION TRUST FUND TAX (Ch. 30 P.L. 1989)CAPE MAY COUNTY

Avalon Boro.	\$ 167,569.55
Cape May City	79,598.50
Cape May Point Boro.	13,733.22
Dennis Twp.	32,344.73
Lower Twp.	128,490.43
Middle Twp.	78,361.38
North Wildwood City	67,937.38
Ocean City	304,463.02
Sea Isle City	96,638.04
Stone Harbor Boro.	103,468.42
Upper Twp.	76,339.23
West Cape May Boro.	10,275.94
West Wildwood Boro.	6,022.86
Wildwood City	59,806.36
Wildwood Crest Boro.	76,219.78
Woodbine Boro.	5,335.04

CAPE MAY COUNTY TOTAL \$ 1,306,603.88

MERCER COUNTY

E. Windsor Twp.	\$ 105,432.67
Ewing Twp.	185,607.78
Hamilton Twp.	440,759.22
Hightstown Boro.	22,730.25
Hopewell Boro	129,752.20
Hopewell Twp.	14,350.79
Lawrence Twp.	216,369.74
Pennington Boro.	21,287.72
Princeton Boro.	89,519.00
Princeton Twp.	174,172.15
Trenton City	201,918.45
Washington Twp.	51,936.75
W. Windsor Twp.	210,325.79

MERCER COUNTY TOTAL \$ 1,864,162.51

MONMOUTH COUNTY

Aberdeen Twp.	\$ 89,302.62
Allenhurst Boro.	11,934.28
Allentown Boro.	9,045.93
Asbury Park City	42,810.70
Atlantic Highlands Boro.	31,593.66
Avon-by-the-Sea Boro.	23,038.05
Belmar Boro.	43,782.52
Bradley Beach Boro.	27,780.56
Brielle Boro.	48,609.96
Colts Neck Twp.	93,405.71
Deal Boro.	65,556.23
Eatontown Boro.	99,813.58
Englishtown Boro.	6,945.65
Fair Haven Boro.	49,772.46

MONMOUTH COUNTY (con't)

Farmingdale Boro.	7,636.28
Freehold Boro.	50,548.25
Freehold Twp.	192,545.88
Hazlet Twp.	102,973.44
Highlands Boro.	26,755.62
Holmdel Twp.	180,209.26
Howell Twp.	212,982.14
Interlaken Boro.	11,045.13
Keansburg Boro.	33,572.27
Keyport Boro.	32,702.65
Little Silver Boro.	57,150.23
Loch Arbour Village	3,942.33
Long Branch City	144,530.56
Manalapan Twp.	197,566.37
Manasquan Boro.	56,871.74
Marlboro Twp.	219,102.19
Matawan Boro.	45,802.65
Middletown Twp.	483,330.61
Millstone Twp.	59,260.70
Monmouth Beach Boro.	39,340.51
Neptune Twp.	139,964.23
Neptune City Boro.	22,429.27
Ocean Twp.	174,953.07
Oceanport Boro.	45,957.16
Red Bank Boro.	73,774.88
Roosevelt Boro.	4,366.49
Rumson Boro.	110,133.94
Sea Bright Boro.	20,071.89
Sea Girt Boro.	51,878.78
Shrewsbury Boro.	41,825.64
Shrewsbury Twp.	2,967.55
South Belmar Boro.	10,352.75
Spring Lake Boro.	72,331.41
Spring Lake Heights Boro	41,280.25
Tinton Falls Boro.	87,774.20
Union Beach Boro.	29,472.03
Upper Freehold Twp.	27,315.60
Wall Twp.	187,022.04
West Long Branch Boro.	54,868.10

MONMOUTH COUNTY TOTAL \$ 4,000,000.00

MORRIS COUNTY

Boonton Town	\$ 12,928.30
Boonton Twp.	9,516.41
Butler Boro.	11,069.58
Chatham Boro.	21,478.53
Chatham Twp.	27,252.51
Chester Boro.	4,629.80
Chester Twp.	16,756.46
Denville Twp.	30,362.06
Dover Town	17,071.67
East Hanover Twp.	35,386.73
Florham Park Boro.	34,357.14

MORRIS COUNTY (con't)

Hanover Twp.	46,663.03
Harding Twp.	24,274.52
Jefferson Twp.	27,446.56
Kinnelon Boro.	24,136.39
Lincoln Park Boro.	15,671.67
Madison Boro.	37,945.35
Mendham Boro.	14,728.33
Mendham Twp.	20,363.84
Mine Hill Twp.	5,149.76
Montville Twp.	44,421.24
Morris Twp.	66,659.39
Morris Plains Boro.	19,227.59
Morristown	33,032.64
Mt. Lakes Boro.	12,410.28
Mt. Arlington Boro.	5,529.16
Mt. Olive Twp.	30,411.82
Netcong Boro.	4,039.70
Par-Troy Hills	111,148.30
Long Hill Twp.	17,496.86
Pequannock Twp.	23,866.23
Randolph Twp.	41,938.34
Riverdale Boro.	6,434.92
Rockaway Boro.	10,892.77
Rockaway Twp.	45,279.98
Roxbury Twp.	35,323.97
Victory Gardens Boro.	1,149.57
Washington Twp.	30,151.19
Wharton Boro.	7,187.77

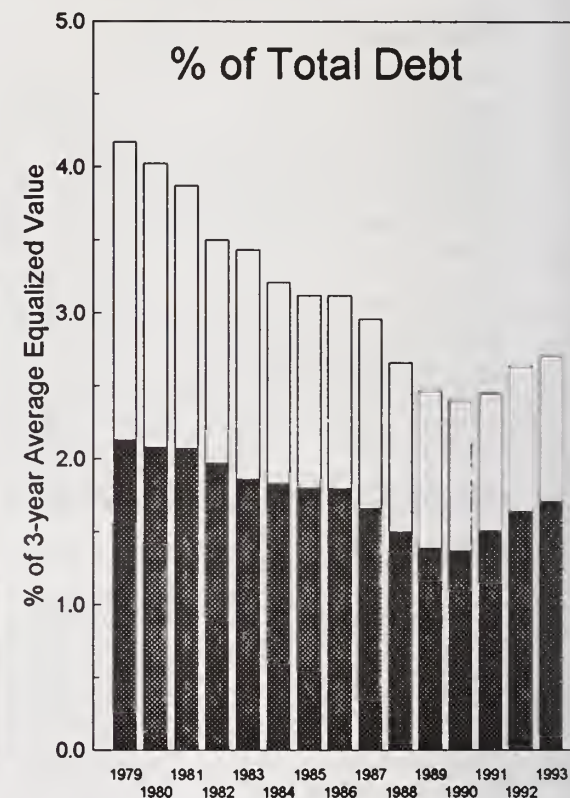
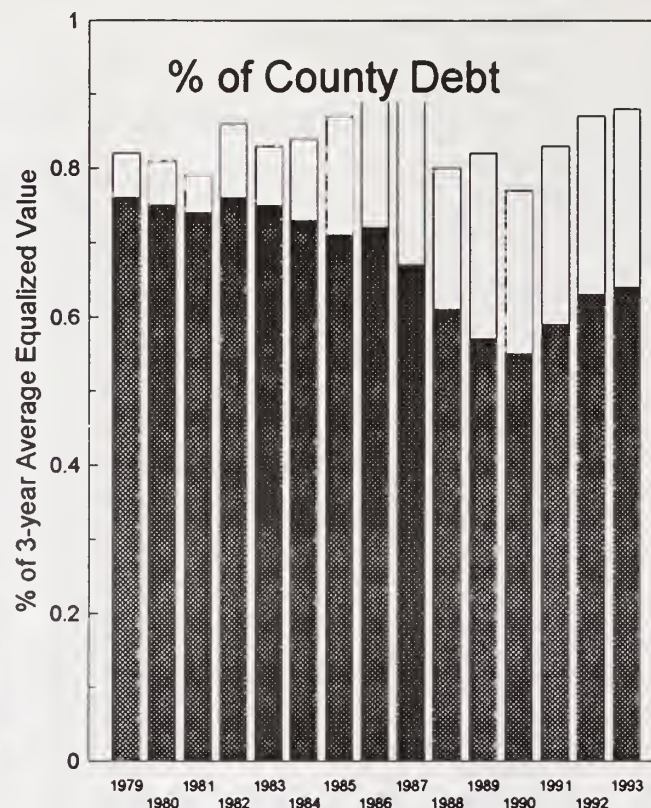
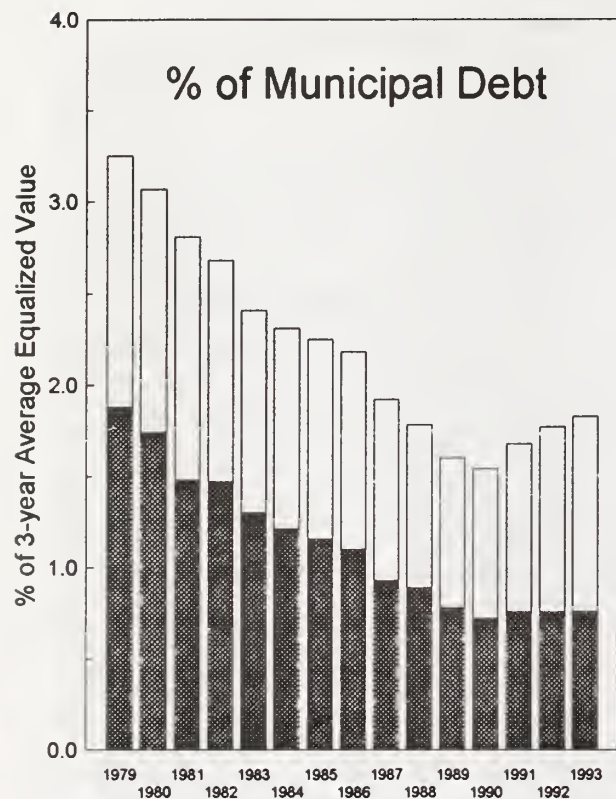
MORRIS COUNTY TOTAL \$ 983,790.36

SOMERSET COUNTY

Bedminster Twp.	\$ 180,080.99
Bernards Twp.	353,381.42
Bernardsville Boro.	148,492.71
Bound Brook Boro.	71,021.67
Branchburg Twp.	171,506.93
Bridgewater Twp.	555,245.04
Far Hills Boro.	26,213.94
Franklin Twp.	483,973.52
Green Brook Twp.	76,283.97
Hillsborough Twp.	300,202.04
Manville Boro.	81,099.16
Millstone Boro.	5,305.47
Montgomery Twp.	167,902.63
North Plainfield Boro.	129,995.18
Peapack-Gladstone Boro.	75,301.30
Raritan Boro.	81,285.38
Rocky Hill Boro.	9,638.82
Somerville Boro.	98,650.82
South Bound Brook Boro.	26,200.18
Warren Twp.	265,225.18
Watchung Boro.	134,993.65

SOMERSET COUNTY TOTAL \$ 3,442,000.00

DEBT TRENDS OF NEW JERSEY MUNICIPALITIES AND COUNTIES



	MUNICIPAL DEBT	
	GROSS	NET
1979	3.25	1.37
1980	3.07	1.33
1981	2.81	1.33
1982	2.68	1.21
1983	2.41	1.11
1984	2.31	1.10
1985	2.25	1.09
1986	2.18	1.08
1987	1.92	0.99
1988	1.78	0.89
1989	1.60	0.82
1990	1.54	0.82
1991	1.68	0.92
1992	1.82	1.01
1993	1.98	1.07

	COUNTY DEBT	
	GROSS	NET
1979	0.82	0.76
1980	0.81	0.75
1981	0.79	0.74
1982	0.86	0.76
1983	0.83	0.75
1984	0.84	0.73
1985	0.87	0.71
1986	0.92	0.72
1987	0.90	0.67
1988	0.80	0.61
1989	0.82	0.57
1990	0.77	0.55
1991	0.83	0.59
1992	0.89	0.63
1993	1.12	0.64

	TOTAL DEBT	
	GROSS	NET
1979	4.07	2.13
1980	3.88	2.08
1981	3.60	2.07
1982	3.54	1.97
1983	3.24	1.86
1984	3.15	1.83
1985	3.12	1.80
1986	3.10	1.80
1987	2.82	1.66
1988	2.58	1.50
1989	2.42	1.39
1990	2.31	1.37
1991	2.51	1.51
1992	2.71	1.64
1993	3.10	1.71

Legend: Net Debt =



Gross =



STATUTORY FORMS OF GOVERNMENT OF LOCAL UNITS OF NEW JERSEY

On each municipal page, under the name of the local unit, there appears the statutory form of government. An explanation of the various forms presently in operation are as follows:

Borough - an elected council usually consisting of six members with both administrative and policy making powers and an elected mayor with limited authority for administration.

Commission - (commonly referred to as the Walsh Act) is comprised of an elected governing body of three or five members (determined by population class). This body has both legislative and administrative authority.

Township Committee - an elected governing body usually consisting of three or five members with legislative and administrative authority.

Town Council - structurally similar to the borough form with a separately elected mayor and council deviating in size according to the number of wards.

Village - an elected body of five trustees with both legislative and administrative authority. (There are only (3) villages in the State at present.)

Mayor-Council - includes referendum charter forms authorized between 1897 and 1908 and special charters approved by the Legislature. Its constituency varies in size.

Council Manager Act of 1923 - an elected body of five, seven, or nine members which appoints its mayor and other officers. It appoints a municipal manager who is given authority to administer the local unit.

OPTIONAL MUNICIPAL CHARTER LAW OF 1950

Council-Manager - an elected policy-making council of five, seven or nine members (at discretion of voters) which appoints its mayor, a municipal clerk and a municipal manager who has authority and responsibility for overall municipal administration. This form differs from the 1923 form in the greater degree of discretion in both council representation and administrative organization.

Mayor-Council - an elected policy-making body of five, seven or nine members (voter's option) and a separately elected mayor with authority and responsibility for overall administration including the appointment of a business administrator to direct the department of administration required under this plan.

Small Municipality - an elected policy-making body of three, five or seven members including a mayor elected by the voters or the council who has authority for overall administration of the unit. This form of government is limited to units with less than 12,000 persons.

OPTIONAL COUNTY CHARTER LAW OF 1972

County Executive Plan - an elected board of chosen freeholders of five, seven or nine members and an elected county executive who is authorized to supervise, direct and control all county administrative departments.

County Manager Plan - an elected board of chosen freeholders of five, seven or nine members and an appointed county manager who is authorized to supervise, direct and control all county administrative departments.

County Supervisor Plan - an elected board of chosen freeholders of five, seven or nine members and an elected county supervisor. The legislative power is vested in the board of chosen freeholders; the executive power is exercised by the county supervisor.

County Board President Plan - an elected board of chosen freeholders of five, seven or nine members who elect a board president who presides at board meetings and oversees the work of the appointed administrator.

GLOSSARY

- ANNUAL BUDGET: the governing body of each local unit is required by law to adopt a budget for each calendar year. The law is N.J.S. 40A:4-1 et seq., known as the "local budget law." Every municipality and county in New Jersey operates on a full cash basis.
- ANNUAL DEBT STATEMENT: sworn statement filed by law by the chief financial officer of the local unit, attesting to the debt condition of the local unit. The law is N.J.S. 40A:2-1 et seq., known as the "local bond law."
- ASSESSED VALUATION: the proportional value of property assessed for real property taxation as determined by the local assessor whose jurisdiction extends over a municipal area. (see Net Valuation Taxable.)
- ASSESSMENT OF TAXES: the process of levying property taxes proportioned to property value. The expenditure report line with this title includes expenditures incurred for supervision and maintenance of appraisal and assessment records, tax map preparation and maintenance, revaluation programs, and other activities of the local assessor and the County Board of Taxation.
- AUTHORITIES: corporate public agencies created to perform specific functions within a local unit or region. Authorities have power to levy and collect service charges, incur debt, and operate autonomously.
- AUTHORITY DEBT: indebtedness of an authority outstanding on the date specified.
- BANK CORP. TAX: applies to all banks and banking associations, organized under the authority of New Jersey and whose principal place of business is New Jersey. This tax was a county and municipal tax prior to 1970. The rate was increased from 3/4% to 1 1/2% in 1970 on the value of common and preferred stock, and provision was made for the distribution of 1/2 the proceeds to state for general state purposes, the other half is equally divided by the county and municipality in which the bank(s) is located. Recently enacted legislation (c. 170 P.L. 1975) repeals the Bank Stock Tax Act and renders banks taxable under the Corporation Business Tax Act. Banks will be taxable upon their net income and net worth as in the case of corporations commencing in 1976. Distribution of this tax remains unchanged.
- BOND ORDINANCE: an ordinance adopted by the governing body of the local unit providing for the authorization of bonded indebtedness and repayment obligations under N.J.S. 40A:2-1 et seq., known as the "local bond law."
- BOND RATINGS: the credit rating assigned to a municipality or county by two agencies recognized as experts in the field of appraisal of local government finances. It will be noted that all local units are not rated. At present, both services—Moody's and Standard and Poor's—when a bond issue is sold and if the local unit does not contract with either of the two rating organizations for a credit rating, the rating previously given is withdrawn.
- CAPITAL DEBT: the long-term or short-term indebtedness authorized by bond ordinance for expenditures of a capital nature.
- CAPITAL DEBT ISSUED AND OUTSTANDING: principal amount of all capital debt issued and unpaid on the date specified.
- CAPITAL IMPROVEMENTS: the capital improvement expenditure data in this report includes: down payments on improvements (a 5% down payment is required in the "local bond law" when making an appropriation for improvement by ordinance), "Capital Improvement Fund" (which may be used to provide the necessary down payment or may be used to finance the improvement in whole or in part through an ordinance appropriation), and other capital improvement appropriations for capital projects or items of equipment such as fire engines, road scrapers, ambulances, etc.
- CAPITAL OUTLAY: expenditures by ordinance or budget appropriation for the construction, purchase, or improvement of fixed assets such as buildings and equipment, parks and playgrounds, vehicular equipment, streets, roads, sidewalks, storm sewers, etc. (See list of Capital Outlay on individual pages of local units.)

CASH BASIS BUDGET: a balanced budget, showing that there will be sufficient cash collected during the year to meet all debt service requirements, necessary operations of the local unit, and any mandatory payments required.

CHIEF FINANCIAL OFFICER: means the Director of Revenue and Finance, Comptroller, Treasurer, Collector or other financial officer of a municipality, or the treasurer of a county.

CORRECTIONAL AND PENAL: emergency shelters for minors accused of a crime: penitentiaries, jails, and detention houses.

COUNTY: a local unit of government governed by a Board of Chosen Freeholders. The County is responsible for welfare, education, tax assessment, elections, etc. (There are 21 counties in New Jersey.)

COUNTY EQUALIZATION RATIO: the equalization ratio used by the County Board of Taxation to calculate column 11 of the County Abstract of Ratables.

COUNTY EXTENSION SERVICES: farm and home demonstrations, 4-H Clubs, and related activities.

COUNTY TAXES: the amount paid by the municipality to the county for the municipal share of the county tax levy as apportioned by the County Board of Taxation.

CURRENT FINANCES: the current financial position of a local unit as reflected in its condensed current fund balance sheet for the fiscal year reported.

DEBT LIMITATION: the statutory debt limit in New Jersey is 3 1/2% for municipalities and 2% for counties, computed on the "equalized valuation basis."

DEBT SERVICE: the payment made by the local unit of the principal, interest and other charges on the obligations issued by it whether temporary or permanent.

DEDUCTIONS (FROM GROSS DEBT TO CALCULATE NET DEBT): the "local bond law" defines the methods for calculating the deductible portion of gross capital debt. All school debt within the statutory limit is deductible. All self-liquidating or utility debt is deductible if the utility is self-sustaining. If the utility is not self-sustaining, the operating deficit is capitalized at 5% and becomes a charge against the debt limit of the municipality. The deductions from other debt come about through funds on hand, accounts receivable, and similar specific items allowable as deductions. Also bonds authorized by another Public Body to be guaranteed by the municipality are deductible.

DEFERRED CHARGES: unbudgeted expenditures, payment of prior year's bills, deferred charges to future taxation.

DELINQUENT TAXES: all taxes unpaid at the close of the year.

DISTRICT SCHOOL TAXES: payments to the local school district, regional school district and consolidated school district for the support of the school budget.

EFFECTIVE TAX RATE: the effective tax rate is the tax rate which would apply if the property taxed were assessed at true value. Because New Jersey defines true value as market value, and conducts a statistically designed sales ratio program in order to calculate state promulgated equalization ratios, the effective property tax rate for New Jersey municipalities is the general tax rate multiplied by the equalization ratio.

ENVIRONMENTAL INSPECTION AND CONTROL: the expenditure line in this report includes these activities: code enforcement; building inspection; plumbing inspection; electrical inspection; elevator inspection; gas inspection; air conditioning inspection; heating plant inspections; housing and rooming house inspection; air pollution control; water pollution control; and sanitary inspections of nursing homes, hotels, motels, and trailer camps.

EQUALIZATION RATIO: the ratio of assessed value to true (market) value of real property.

EQUALIZED VALUATION: the true (market) value of real property, calculated by dividing the assessed value by the equalization ratio (see also State Equalized Value).

EQUALIZED VALUATION BASIS: the average of the three (3) preceding years of the sum total of: (a) the aggregate equalized valuations of real property as certified in the Table of Equalized Valuations published by the Director of the Division of Taxation of the Department of the Treasury on October 1, of each year; and (b) the assessed valuation of Class II railroad property as set forth in the Table of Equalized Valuations referred to in (a) above.

EXPENDITURES: actual cash disbursements plus amounts reserved to meet bills incurred during the year but unpaid at the close of the calendar year.

FISCAL YEAR: the period for which a Local Unit adopts a budget, pursuant to the Local Budget Law, N.J.S. 40A:4-1 et seq.

GENERAL TAX RATE: the general tax rate is the rate applied to the net taxable assessed valuation of a municipality to yield the required tax levy. It is the rate shown on the County Abstract of Ratables and on the tax bill. Because of varying assessment practices, it is a rate which has no meaning in comparative tax rate studies.

GROSS DEBT: includes all bonds and notes authorized or guaranteed by a local unit or a school district, whether or not issued. Does not include tax anticipation notes, emergency notes, special emergency notes, or utility revenue notes.

HEALTH SERVICES EXCEPT ENVIRONMENTAL: the municipal expenditure line in this report includes these activities: health boards and departments; physicians; visiting nurses; morgues; vital statistics; disease control; food; drug; food handling inspections; public baths; municipal child evaluation centers; municipal deprived children care; contributions to health organizations; narcotics centers; diagnostic centers; mental health and similar activities. The county expenditure line includes those of these activities not reported as a separate activity.

HUMAN RESOURCES: the expenditure line in this report includes activities such as those for youth, aging, Senior Citizens, child care centers, anti-poverty programs, head-start programs, etc.

LAND RECLAMATION AND CONSERVATION: the municipal expenditure line in this report includes these activities: water policy and conservation; flood prevention and damage; and conservation of natural resources.

LINE ITEM: a budget line item is an appropriation or a specific anticipated revenue. A property line item is an entry on the tax rolls.

LOCAL PURPOSE TAXES: the amount of taxes assessed to support the municipal budget (i.e. to operate and maintain the municipality and provide for municipal debt service.)

LOCAL UNIT: a county or municipality.

MOODY RATING: the Moody Rating is the credit rating given by the Moody's Investors Service.

MUNICIPAL FUNCTIONS: expenditures necessary to operate the municipality and provide the services required.

MUNICIPAL PUBLIC UTILITY: an agency created to perform specific functions within a municipal, county, or regional area. Operations are separate and distinct from the local unit, but not autonomous with respect to it. There are fifteen types of municipal utilities in New Jersey: water, sewer, airport, beach, water and sewer, harbor, electric, parking, swimming pool, country club, golf course, park, recreation, sanitation and transfer station.

MUNICIPALITY: a municipal corporation (there are no unincorporated territories in New Jersey). The name of a New Jersey municipality (i.e., city, town, township, borough or village) does not indicate size, population or form of government.

NET DEBT: the amount of authorized debt remaining after statutory deductions are taken. The present law limits the amount of net debt for municipalities to 3 1/2% of equalized valuation basis for the sum of municipal and school debt. The present law limits the amount of net debt for counties to 2% of equalized valuation basis.

NET VALUATION ON WHICH COUNTY TAXES ARE APPORTIONED: this figure is taken from column 11 of the County Abstract of Ratables. It includes the County equalization of net valuation taxable, plus several statutory adjustments, plus an equivalent valuation for the business personal property taxes collected and replaced by the State.

NET VALUATION TAXABLE: the assessed valuation of real property excluding Class II railroad property, over which property taxes are levied. Telephone and telegraph equipment are assessed locally, and are included in this figure.

OTHER JUDICIAL: court attendants and services of court reporters.

OTHER PUBLIC WORKS: the expenditure line in this report includes these activities: motor vehicle maintenance and fueling; public works equipment purchase and maintenance; general administration of public works; recreational flying fields; transportation capital expenditures; marine and harbor improvements; water system and improvements; feasibility studies; and purchase of municipal utilities.

OTHER REVENUES, REVENUE SHARING TAX EFFORT: includes realized alcohol beverage licenses, interest and costs on taxes and building permits, as well as any other miscellaneous licenses and permits reported in budget.

PARCEL: a parcel is a piece of property entered on the tax map as one unit and carried on the tax rolls for assessment and tax collection purposes as one unit.

PER CAPITA FIGURES: computations are based upon the estimated population for the report year. Care should be taken in using these figures for comparative purposes, since all services included are not necessarily provided to the residential population for the report year. Future research is planned to find a better measurement for cost comparisons.

PLANNING, HOUSING AND DEVELOPEMNT: the expenditure line in this report includes these activities: zoning; urban renewal; housing; planning; economic development; industrial commissions; physical rehabilitation; model cities programs; boards of adjustment; tidelands and meadowlands development; urban development; and community planning.

POPULATION: The 1993 State of New Jersey, Department of Labor estimated population figures and the official 1990 (Revised) Census of Population conducted by the U.S. Department of Commerce, Bureau of the Census.

PROPERTY ACQUIRED BY DEED OR FORECLOSURE: (often referred to as foreclosed property.) When property taxes are unpaid, the collector is required by law to sell the property for non-payment of taxes. If there is no outside purchaser, the property is acquired by the municipality and the tax title lien is vested in the municipality. After 6 months from the date of the tax title lien sale, the municipality is permitted by law to foreclose the property owner's right of redemption of the lien and, thus, acquire title to the property.

RATABLE: a ratable is a taxable parcel of real property.

RESERVE FOR UNCOLLECTED TAXES: an item in the municipal budget which is designed to insure the municipality sufficient cash with which to carry out its functions after providing in full to other government units—local schools, county and special districts. This reserve becomes a tax levy added to the tax levy required to meet the budget, and represents the amount of tax monies expected to remain uncollected at the end of the year, based on the collection level of the previous year.

REVENUES: monies which were received during the calendar year. Surplus revenue may be in part offset by deferred charges and State Aid may be represented by State funds set aside as a reserve but not yet paid over.

SPECIAL DISTRICTS: independent governmental corporations created within a local municipal unit to provide definite functions and having power to tax, impose service charges and incur debt. They are autonomous, and their officials are usually elected, not appointed.

STANDARD AND POOR RATING: the Standard and Poor Rating is the credit rating given by the Standard and Poor Company.

STATE AID: revenues represent amounts received from the State under the several State Aid programs authorized by the State Legislature. These include State road aid, highway lighting, building allowances for Type I Schools and others.

STATE AND LOCAL FISCAL ASSISTANCE ACT OF 1972 (REVENUE SHARING): in general, funds received by units of local government from the federal government, and may be used only for priority expenditures, maintenance and operating expenses for (1) public safety, environmental protection, public transportation, health, recreation, libraries, social services for the poor and aged, and financial administration; (2) ordinary and necessary capital expenditures authorized by law. These utilizations are included in the report.

STATE EQUALIZATION RATIO: the equalization ratio promulgated by the Director of the Division of Taxation on October 1st of each year.

STATE EQUALIZED PROPERTY TAX RATES: derived by multiplying the general tax rate by the ratio of assessed value to true value (see table).

STATE EQUALIZED VALUE: the item reported in this report is calculated by dividing the net valuation taxable by the State Equalization Ratio to arrive at true value.

STATE EQUALIZED VALUATION: is promulgated by the Director of Taxation and represents a uniform computation of property value by formula designed to provide equitable distribution of State Aid programs.

STATE FISCAL YEAR: the period beginning on July 1 and ending on June 30 in any municipality in which the Fiscal year has been changed to a state fiscal year.

STATUTORY: this term is used to identify a situation established by law. For example: a statutory expenditure is one required by law.

TAX RATE: means the general tax rate applicable to all taxable property. It is derived by dividing the total tax levy by the net valuation taxable. All tax rates shown are based upon \$100 valuation.

TAX TITLE LIENS: this asset is created as a result of sale by municipality for non-payment of real estate taxes, delinquent assessments, utility charges or special district taxes.

TRANSITION YEAR: the period beginning on January 1 and ending on June 30 in the Calendar year during which the change in a municipality's Fiscal year to a State fiscal year takes effect.

TYPE I SCHOOL DEBT SERVICE: the amount of principal and interest included in the budget of the municipal corporation for payment of debt for school structures in Type I (formerly called Chapter VI) School Districts.

VETERAN AND SENIOR CITIZEN TAXES: veterans and senior citizens receive a special property tax deduction on their tax bill in the amount of \$50 for veterans and \$160 for senior citizens. Taxes were formerly levied by the municipalities to cover the costs of these deductions, with State reimbursement for one-half of the allowed deductions. In 1976, the State assumed this obligation in its entirety; taxes are no longer levied by municipalities for these deductions.

WEIGHTS AND MEASURES: county and local inspections of weighing and measuring equipment and related law enforcement.

STATE
TRANSITION YEAR
DATA SHEETS

**SUMMARY
STATE FISCAL YEAR
DATA SHEETS**

EXPENDITURES		REVENUES-REALIZED		1993 PROPERTY TAX	
GENERAL GOVERNMENT				STATE EQUALIZED TAX RATE	
Governing Body & Public Boards	107,666.86	1993 Property Taxes Collected	110,632,339.19	Local District School Taxes	113,487,261.50
Municipal Clerk	75,514.53	1993 Payments in Lieu of Taxes		Regional & Consolidated School Tax	
Financial Administration	1,423,476.75	Delinquent Tax & Lien Collections	6,949,409.28	School Taxes in Municipal Budget	* 4,353,758.25
Assessment of Taxes	2,397,654.00	Business Personalty Replacement Taxes		County Taxes	40,101,314.18
Collection of Taxes	300,193.78	Taxes From Public Utilities		County Library Taxes	
Planning, Housing & Development	150,735.46	Other Miscellaneous Tax Revenues		Local Municipal Purpose Taxes	34,757,037.18
Human Resources	108,900.00	State Aid Revenues	36,440.55	Veteran & Senior Citizen Taxes	994,950.00
Elections		Federal Aid Revenues	1,691.85	Total Taxes for Rate Computation	193,694,321.11
General Administration (other)	34,533,746.36			Special District Taxes	
JUDICIARY		Sale of Acquired Property		Bank Corp. Taxes	
Municipal Courts	425,737.00	Other Miscellaneous Revenues	4,230,387.91	Added and Omitted Taxes	80,129.51
PUBLIC SAFETY				Total Taxes Levied - ABSTRACT	192,779,500.62
Fire Protection	5,786,482.50	Prior Years Surplus Appropriated	Total 119,850,268.78	Total Taxes Billed	116,534,945.53
Police Protection	10,988,501.55	REVENUES	TOTAL 119,850,268.78	1993 TAXES COLLECTED	110,632,339.19
Civil Defense & Disaster Control	45,916.85	Reserve For Uncollected Taxes	8,949,759.56	1993 Taxes Cancelled, Abated or Adjusted	607,797.70
Environmental Inspection & Control	759,284.00	CAPITAL OUTLAY	TOTAL 82,374,995.14	Transfer to Tax Title Liens or Foreclosed	492,010.23
Other Public Safety				Balance Outstanding Dec. 31, 1993	4,802,798.41
PUBLIC WORKS		Public Enterprises		PRIOR YEARS TAXES OUTSTANDING	
Streets and Drainage	3,430,728.62	Recreation-Culture	36,355.70	Balance January 1, 1993	5,750,655.75
Sewers and Sewage Processing	1,420,400.00	Public Works	1,172,539.01	Collected in 1993	4,087,596.90
Garbage and Trash Disposal	1,916,323.50	Buildings and Grounds	81,163,720.85	Cancelled, Abated or Adjusted 1993	63,506.96
Public Buildings and Grounds	1,053,600.58	Library and Education	2,379.58	Transfers to Tax Title Liens or Foreclosed	174,327.99
Other Public Works	490,228.98	Conservation		Balance December 31, 1993	1,425,223.90
HEALTH and WELFARE		All Other		TAX TITLE LIENS OUTSTANDING	
Health Services Except Environmental	824,878.50			Balance January 1, 1993	3,110,589.47
Welfare-Public Assistance	526,229.35			Transfer From Taxes	1,044,264.29
Hospital, Clinics, First Aid				Redeemed in 1993	853,717.18
Animal, Insect, & Rodent Control	68,992.50			Cancelled, Abated or Adjusted (1993)	61,046.05
Other Welfare Services				Transfer to Foreclosed Property	
RECREATION and CONSERVATION				Balance December 31, 1993	3,240,090.53
Beaches and Boardwalks				PROPERTY ACQUIRED BY DEED OR FORECLOSURE	
Parks, Playgrounds, Shade Trees	495,735.00			Balance January 1, 1993	6,292,135.50
Land Reclamation & Conservation	61,832.50			Transfers From Taxes or Liens	
Other Recreational Services	856,933.50			Sale For Cash (1993)	
EDUCATION (excluding schools)				Cancelled, Abated or Adjusted (1993)	
Libraries	1,366,434.96			Balance December 31, 1993	6,292,135.50
Other Educational Services	8,650.00			CURRENT FINANCES DECEMBER 31, 1993	
STATUTORY EXPENDITURES				ASSETS	
Pensions & F. I. C. A.	4,969,306.96			Cash Dec. 31, 1993	95,441,265.32
Employee Fringe Benefits	4,488,429.17			Taxes Receivable	6,228,022.31
Other Statutory Expenditures				Tax Title Liens	3,240,090.53
CETA And Other Public Employment Programs				Foreclosed Property	6,292,135.50
MUNICIPAL FUNCTIONS				Emergencies & Other Deferred Charges	69,846.30
CAPITAL IMPROVEMENTS				State and Federal Aid Receivable	301,727.44
DEBT SERVICE				Other Receivables	13,531,363.37
Principal Payments	2,050,817.82			Total	125,104,450.77
Interest Payments	2,939,382.09			LIABILITIES, RESERVES, AND SURPLUS	
	2,042,251.30			Cash Liabilities	92,671,966.54
DEFERRED CHARGES				Reserves for Receivables	18,991,251.71
SCHOOL, COUNTY, SPECIAL DISTRICT TAXES	157,942,333.93			Surplus Dec. 31, 1993	13,441,232.52
RESERVE FOR UNCOLLECTED TAXES	8,949,759.56			Total	125,104,450.77
EXPENDITURES	TOTAL 261,736,727.85				

1205

Population 1990 **88,680**
 Population 1993 **90,278**
 S & P Rating **A+**
 Moody Rating **AAA**

General Tax Rate Per \$100.

1.82

State Equalized Tax Rate

1.73**EDISON TOWNSHIP - MIDDLESEX COUNTY**

Form of Government:

Mayor-Council Plan E (OMCL 50)

Number of Members on Governing Body - 7

PER CAPITA:

Gross Debt **1,493.34**
 Net Debt **1,091.13**
 Debt Service **44.12**
 Total Tax Levy **1,383.95**
 Municipal Expenditures **792.04**

PER CENT:

Gross Debt **1.86**
 Net Debt **1.36**
 Tax Levy Collected **95.26**
 Tax Levy Cancelled, Abated or Adjusted **.55**

EXPENDITURES		REVENUES-REALIZED		1993 PROPERTY TAX	
GENERAL GOVERNMENT				STATE EQUALIZED TAX RATE	
Governing Body & Public Boards	107,666.86	1993 Property Taxes Collected	60,831,535.93	Local District School Taxes	1.04 75,061,664.50
Municipal Clerk	75,514.53	1993 Payments in Lieu of Taxes		Regional & Consolidated School Tax	
Financial Administration	1,163,076.75	Delinquent Tax & Lien Collections	3,104,185.25	School Taxes in Municipal Budget	.06 * 4,353,758.25
Assessment of Taxes	329,854.00	Business Personalty Replacement Taxes		County Taxes	.39 28,549,104.72
Collection of Taxes	82,793.78	Taxes From Public Utilities		County Library Taxes	
Planning, Housing & Development	133,410.46	Other Miscellaneous Tax Revenues		Local Municipal Purpose Taxes	.23 16,975,485.13
Human Resources	5,000.00	State Aid Revenues		Veteran & Senior Citizen Taxes	554,850.00
Elections		Federal Aid Revenues		Total Taxes for Rate Computation	1.72 125,494,862.60
General Administration (other)	31,835,186.36			Special District Taxes	
JUDICIARY				Bank Corp. Taxes	
Municipal Courts	211,837.00	Sale of Acquired Property	2,953,230.63	Added and Omitted Taxes	
PUBLIC SAFETY		Other Miscellaneous Revenues	66,888,951.81	Total Taxes Levied - ABSTRACT	124,940,012.60
Fire Protection	4,271,022.50			Total Taxes Billed	63,860,102.74
Police Protection	6,708,411.00	Prior Years Surplus Appropriated		1993 TAXES COLLECTED	60,831,535.93
Civil Defense & Disaster Control	4,575.00	REVENUES TOTAL	66,888,951.81	1993 Taxes Cancelled, Abated or Adjusted	352,063.34
Environmental Inspection & Control	458,184.00	Reserve For Uncollected Taxes	5,194,000.00	Transfer to Tax Title Liens or Foreclosed	
Other Public Safety		CAPITAL OUTLAY TOTAL	66,908,910.27	Balance Outstanding Dec. 31, 1993	2,676,503.47
PUBLIC WORKS				PRIOR YEARS TAXES OUTSTANDING	
Streets and Drainage	1,248,178.62	Public Enterprises		Balance January 1, 1993	3,649,008.77
Sewers and Sewage Processing		Recreation-Culture	29,635.70	Collected in 1993	2,828,675.14
Gorbage and Trosh Disposal	520,323.50	Public Works	410,953.37	Cancelled, Abated or Adjusted 1993	59,631.34
Public Buildings and Grounds	511,300.58	Buildings and Grounds	66,465,941.62	Transfers to Tax Title Liens or Foreclosed	70,682.51
Other Public Works	201,028.98	Library and Education	2,379.58	Balance December 31, 1993	690,019.78
HEALTH and WELFARE		Conservation		TAX TITLE LIENS OUTSTANDING	
Health Services Except Environmental	569,678.50	All Other		Balance January 1, 1993	1,042,954.39
Welfare-Public Assistance	163,974.50			Transfer From Taxes	434,199.71
Hospital, Clinics, First Aid		CAPITAL DEBT AUTHORIZED, DECEMBER 31, 1993		Redeemed In 1993	260,299.00
Animal, Insect, & Rodent Control	58,992.50	ISSUED AND UNISSUED		Cancelled, Abated or Adjusted (1993)	
Other Welfare Services		School	30,316,278	Transfer to Foreclosed Property	
RECREATION and CONSERVATION		Self-Liquidating	5,994,450	Balance December 31, 1993	1,216,855.10
Beaches and Boardwalks		Other	98,504,634	PROPERTY ACQUIRED BY DEED OR FORECLOSURE	
Parks, Playgrounds, Shade Trees	451,735.00	Total	134,815,362	Balance January 1, 1993	267,229.50
Land Reclamation & Conservation	1,832.50			Transfers From Taxes or Liens	
Other Recreational Services	601,533.50	ISSUED AND OUTSTANDING		Sale For Cash (1993)	
EDUCATION (excluding schools)		School	27,312,000.00	Cancelled, Abated or Adjusted (1993)	
Libraries	1,201,434.96	Self-Liquidating	880,000.00	Balance December 31, 1993	267,229.50
Other Educational Services		Other	89,081,000.00	CURRENT FINANCES DECEMBER 31, 1993	
STATUTORY EXPENDITURES		Total	117,273,000.00	ASSETS	
Pensions & F. I. C. A.	3,540,808.00	EQUALIZED VALUATION BASIS		Cash Dec. 31, 1993	83,022,406.06
Employee Fringe Benefits	2,897,600.00	FOR NET DEBT COMPUTATION	7,234,197,503	Taxes Receivable	3,366,523.25
Other Statutory Expenditures		REAL PROPERTY VALUATIONS		Tax Title Liens	1,216,855.10
CETA And Other Public Employment Programs		Code Class # of Parcels % VALN		Foreclosed Property	267,229.50
MUNICIPAL FUNCTIONS		1 Vacant Land 1554 3.15	215,011,300.00	Emergencies & Other Deferred Charges	.34
CAPITAL IMPROVEMENTS	5,921,200.00	2 Residential 22570 54.05	3,694,443,700.00	State and Federal Aid Receivable	77,090.43
DEBT SERVICE		3 Farm 6	326,600.00	Other Receivables	1,801,750.66
Principal Payments	1,850,817.82	4a Commercial 785 14.94	1,021,283,300.00	Total	89,751,855.34
Interest Payments	2,132,608.80	4b Industrial 319 21.15	1,446,039,400.00	LIABILITIES, RESERVES, AND SURPLUS	
TYPE I SCHL DEBT *MEMO	2,042,251.30	4c Apartments 87 6.71	458,659,000.00	Cash Liabilities	72,975,159.95
DEFERRED CHARGES	4,971,277.54	Total 25321	6,835,763,300.00	Reserves for Receivables	6,652,358.51
SCHOOL, COUNTY, SPECIAL DISTRICT TAXES	107,964,527.47	Land Area 30.65 Sq. Miles		Surplus Dec. 31, 1993	10,124,336.88
RESERVE FOR UNCOLLECTED TAXES	5,194,000.00	Net Valuation Taxable-Municipal	6,871,148,730	Total	89,751,855.34
EXPENDITURES		Net Valuation Taxable-County	6,559,170,887		
TOTAL	179,468,185.01	State Equalized Valuation	7,233,956,723		
		State Equalization Ratio	94.96		

1987-1990

* ABOVE DEBT SERVICE INCLUDES TYPE I SCHOOL DEBT

*Includes County Health Services Taxes, County Vocational School Taxes, or County Open Space Tax. See Table 13.

2014

Population 1990 20,314
 Population 1993 20,606
 S & P Rating
 Moody Rating AAA

General Tax Rate Per \$100.

3.55

State Equalized Tax Rate

3.58

ROSELLE BOROUGH - UNION COUNTY

Form of Government
 Borough Council

Number of Members on Governing Body - 6

PER CAPITA:

Gross Debt 1,010.81
 Net Debt 985.34
 Debt Service 12.97
 Total Tax Levy 1,376.90
 Municipal Expenditures 913.08

PER CENT:

Gross Debt 2.57
 Net Debt 2.51
 Tax Levy Collected 92.73
 Tax Levy Cancelled, Abated or Adjusted .02

EXPENDITURES		REVENUES-REALIZED		1993 PROPERTY TAX	
GENERAL GOVERNMENT		1993 Property Taxes Collected		STATE EQUALIZED TAX RATE	
Governing Body & Public Boards		1993 Payments in Lieu of Taxes	12,247,497.69	Local District School Taxes	1.70
Municipal Clerk		Delinquent Tax & Lien Collections	629,277.13	Regional & Consolidated School Tax	
Financial Administration	127,000.00	Business Personalty Replacement Taxes		School Taxes in Municipal Budget	
Assessment of Taxes	85,000.00	Taxes From Public Utilities		County Taxes	.47 *
Collection of Taxes	130,000.00	Other Miscellaneous Tax Revenues		County Library Taxes	
Planning, Housing & Development	7,500.00	State Aid Revenues	2,878.01	Local Municipal Purpose Taxes	1.41
Human Resources	1,500.00	Federal Aid Revenues		Veteran & Senior Citizen Taxes	
Elections				Total Taxes for Rate Computation	3.58
General Administration (other)	1,527,500.00			Special District Taxes	
JUDICIARY				Bank Corp. Taxes	
Municipal Courts	89,000.00			Added and Omitted Taxes	
PUBLIC SAFETY				Total Taxes Levied - ABSTRACT	28,372,386.37
Fire Protection	1,150,000.00			Total Taxes Billed	13,207,248.29
Police Protection	2,097,878.01			1993 TAXES COLLECTED	12,247,497.69
Civil Defense & Disaster Control	10,000.00			1993 Taxes Cancelled, Abated or Adjusted	2,802.24
Environmental Inspection & Control	94,000.00			Transfer to Tax Title Liens or Foreclosed	162,363.58
Other Public Safety				Balance Outstanding Dec. 31, 1993	794,584.78
PUBLIC WORKS				PRIOR YEARS TAXES OUTSTANDING	
Streets and Drainage	1,042,000.00			Balance January 1, 1993	1,234,465.66
Sewers and Sewage Processing	1,180,500.00			Collected in 1993	497,132.25
Garbage and Trash Disposal	1,396,000.00			Cancelled, Abated or Adjusted 1993	3,875.62
Public Buildings and Grounds	125,000.00			Transfers to Tax Title Liens or Foreclosed	
Other Public Works	35,000.00			Balance December 31, 1993	733,457.79
HEALTH and WELFARE				TAX TITLE LIENS OUTSTANDING	
Health Services Except Environmental	130,000.00			Balance January 1, 1993	847,850.54
Welfare-Public Assistance	31,532.85			Transfer From Taxes	162,363.58
Hospital, Clinics, First Aid				Redeemed In 1993	
Animal, Insect, & Rodent Control	10,000.00			Cancelled, Abated or Adjusted (1993)	1,581.33
Other Welfare Services				Transfer to Foreclosed Property	
RECREATION and CONSERVATION				Balance December 31, 1993	1,008,632.79
Beaches and Boardwalks	35,000.00			PROPERTY ACQUIRED BY DEED OR	
Parks, Playgrounds, Shade Trees				FORECLOSURE	
Land Reclamation & Conservation	74,000.00			Balance January 1, 1993	350,626.00
Other Recreational Services				Transfers From Taxes or Liens	
EDUCATION (excluding schools)				Sale For Cash (1993)	
Libraries	165,000.00			Cancelled, Abated or Adjusted (1993)	
Other Educational Services				Balance December 31, 1993	350,626.00
STATUTORY EXPENDITURES				CURRENT FINANCES DECEMBER 31, 1993	
Pensions & F. I. C. A.	770,000.00			ASSETS	
Employee Fringe Benefits	740,829.17			Cash Dec. 31, 1993	10,775,200.00
Other Statutory Expenditures				Taxes Receivable	1,528,042.57
CETA And Other Public Employment Programs				Tax Title Liens	1,008,632.79
MUNICIPAL FUNCTIONS				Foreclosed Property	350,626.00
CAPITAL IMPROVEMENTS				Emergencies & Other Deferred Charges	69,845.96
DEBT SERVICE				State and Federal Aid Receivable	113,698.89
Principal Payments	267,192.42			Other Receivables	866,163.75
Interest Payments				Total	14,712,209.96
DEFERRED CHARGES	5,279,723.90			LIABILITIES, RESERVES, AND SURPLUS	
SCHOOL, COUNTY, SPECIAL DISTRICT TAXES	17,188,286.32			Cash Liabilities	9,882,418.59
RESERVE FOR UNCOLLECTED TAXES	2,213,727.35			Reserves for Receivables	3,753,465.11
EXPENDITURES				Surplus Dec. 31, 1993	1,076,326.26
TOTAL	36,003,170.02			Total	14,712,209.96

1222

Population 1990 20,489
 Population 1993 20,818
 S & P Rating A+
 Moody Rating AAA

General Tax Rate Per \$100.

2.86

State Equalized Tax Rate

2.23

SOUTH PLAINFIELD BORO. - MIDDLESEX CO.

Form of Government:

Borough Council

Number of Members on Governing Body - 6

PER CAPITA:

Gross Debt 1,290.59
 Net Debt 1,151.71
 Debt Service 35.53
 Total Tax Levy 1,895.82
 Municipal Expenditures 647.32

PER CENT:

Gross Debt 1.45
 Net Debt 1.30
 Tax Levy Collected 95.15
 Tax Levy Cancelled, Abated or Adjusted .64

EXPENDITURES		REVENUES-REALIZED		1993 PROPERTY TAX	
GENERAL GOVERNMENT		1993 Property Taxes Collected		STATE EQUALIZED TAX RATE	
Governing Body & Public Boards		1993 Payments in Lieu of Taxes		Local District School Taxes 1.41	
Municipal Clerk		Delinquent Tax & Lien Collections		Regional & Consolidated School Tax	
Financial Administration	133,400.00	Business Personalty Replacement Taxes		School Taxes in Municipal Budget	
Assessment of Taxes	1,982,800.00	Taxes From Public Utilities		County Taxes .44	
Collection of Taxes	87,400.00	Other Miscellaneous Tax Revenues		County Library Taxes	
Planning, Housing & Development	9,825.00	State Aid Revenues		Local Municipal Purpose Taxes .37	
Human Resources	102,400.00	Federal Aid Revenues		Veteran & Senior Citizen Taxes	
Elections				Total Taxes for Rate Computation 2.22	
General Administration (other)	1,171,060.00	Sale of Acquired Property		Special District Taxes	
JUDICIARY		Other Miscellaneous Revenues		Bank Corp. Taxes	
Municipal Courts	124,900.00			Added and Omitted Taxes	
PUBLIC SAFETY		Prior Years Surplus Appropriated		Total Taxes Levied - ABSTRACT	
Fire Protection	365,460.00	REVENUES TOTAL		Total Taxes Billed	
Police Protection	2,182,212.54	Reserve For Uncollected Taxes		1993 TAXES COLLECTED	
Civil Defense & Disaster Control	31,341.85	CAPITAL OUTLAY TOTAL		1993 Taxes Cancelled, Abated or Adjusted	
Environmental Inspection & Control	207,100.00			Transfer to Tax Title Liens or Foreclosed	
Other Public Safety				Balance Outstanding Dec. 31, 1993	
PUBLIC WORKS				PRIOR YEARS TAXES OUTSTANDING	
Streets and Drainage	1,140,550.00			Balance January 1, 1993	
Sewers and Sewage Processing	239,900.00			Collected in 1993	
Garbage and Trash Disposal				Cancelled, Abated or Adjusted 1993	
Public Buildings and Grounds	417,300.00			Transfers to Tax Title Liens or Foreclosed	
Other Public Works	254,200.00			Balance December 31, 1993	
HEALTH and WELFARE				TAX TITLE LIENS OUTSTANDING	
Health Services Except Environmental	125,200.00			Balance January 1, 1993	
Welfare-Public Assistance	330,722.00			Transfer From Taxes	
Hospital, Clinics, First Aid				Redeemed in 1993	
Animal, Insect, & Rabid Control				Cancelled, Abated or Adjusted (1993)	
Other Welfare Services				Transfer to Foreclosed Property	
RECREATION and CONSERVATION				Balance December 31, 1993	
Beaches and Boardwalks	9,000.00			PROPERTY ACQUIRED BY DEED OR	
Parks, Playgrounds, Shade Trees	60,000.00			FORECLOSURE	
Land Reclamation & Conservation	181,400.00			Balance January 1, 1993	
Other Recreational Services				Transfers From Taxes or Liens	
EDUCATION (excluding schools)				Sale For Cash (1993)	
Libraries	8,650.00			Cancelled, Abated or Adjusted (1993)	
Other Educational Services				Balance December 31, 1993	
STATUTORY EXPENDITURES				CURRENT FINANCES DECEMBER 31, 1993	
Pensions & F. I. C. A.	658,498.96			ASSETS	
Employee Fringe Benefits	850,000.00			Cash Dec. 31, 1993	
Other Statutory Expenditures				Taxes Receivable	
CETA And Other Public Employment Programs				Tax Title Liens	
MUNICIPAL FUNCTIONS TOTAL	10,673,320.35			Foreclosed Property	
CAPITAL IMPROVEMENTS *MEMO*	500,000.00			Emergencies & Other Deferred Charges	
DEBT SERVICE				State and Federal Aid Receivable	
Principal Payments	200,000.00			Other Receivables	
Interest Payments	539,580.87			Total	
DEFERRED CHARGES	520,919.25			LIABILITIES, RESERVES, AND SURPLUS	
SCHOOL, COUNTY, SPECIAL DISTRICT TAXES	32,789,520.14			Cash Liabilities	
RESERVE FOR UNCOLLECTED TAXES	1,542,032.21			Reserves for Receivables	
EXPENDITURES TOTAL	46,265,372.82			Surplus Dec. 31, 1993	
				Total	





Prepared by

New Jersey Department of Community Affairs
Division of Local Government Services
101 South Broad Street
PO Box 803
Trenton, New Jersey 08625-0803
609-292-6110

